

1 **Article title**

2 *COVID-19 vaccine uptake and associated risk factors among first antenatal care attendees in*
3 *Zambia, 2021-2022: a repeated cross-sectional study*

4

5 **Short title**

6 COVID-19 vaccine uptake among pregnant women in Zambia

7

8 **Authors' names**

9 *Tannia Tembo^{1#a}, Paul Somwe^{1#b}, Samuel Bosomprah^{1#b,2}, Kalubi Kalenga^{1#c}, Nyembezi
10 Moyo^{1#c}, Bupe Kabamba³, Victoria Seffren⁴, Sombo Fwoloshi⁵, Marie-Reine Rutagwera³,
11 Maximillian Musunse³, Linos Mwiinga⁶, Julie R. Gutman⁴, Jonas Z. Hines^{6†}, Izukanji
12 Sikazwe^{1†}

13

14 **Associated affiliations**

15 ^{1#a} Reproductive, maternal, newborn and child health (RMNCH), Center for Infectious Disease
16 Research in Zambia (CIDRZ), Lusaka, Zambia

17 ^{1#b} Analysis Unit, Center for Infectious Disease Research in Zambia (CIDRZ), Lusaka, Zambia

18 ^{1#c} Strategic Information Unit, Center for Infectious Disease Research in Zambia (CIDRZ),
19 Lusaka, Zambia

20 ¹ Center for Infectious Disease Research in Zambia (CIDRZ), Lusaka, Zambia

21 ² Department of Biostatistics, School of Public Health, University of Ghana, Accra

22 ³ PATH, Lusaka, Zambia

23 ⁴ Centers for Disease Control and Prevention, Atlanta, USA

24 ⁵ University Teaching Hospital, Ministry of Health, Lusaka, Zambia

25 ⁶ Centers for Disease Control and Prevention, Lusaka, Zambia

26

27 ***Corresponding author**

28 E-mail: Taniya.Tembo@cidrz.org; Tanniatembo@gmail.com (TT)

29

30 † These authors contributed equally to this report.

31

32 **Authors' contributions**

33 Conceptualization was done by JG, JH, IS, and TT. They also provided oversight for the
34 implementation of study activities. Data curation was done by TT, BK, KK, and M-RT. Data
35 analysis was guided by SB and performed by PS. The initial draft was prepared by TT. All authors
36 proofread and approved the final version of the manuscript.

37

38 **Acknowledgments**

39 The authors would like to acknowledge the Ministry of Health, Provincial Health Directors –
40 Eastern and Lusaka provinces, District Health Directors – Chadiza, Chipata, Chongwe, and Lusaka
41 Districts, and the National Health Research Authority for their collaboration at the preparatory
42 stage of the study. We also wish to acknowledge the healthcare workers and community health
43 workers (CHWs) at the health facilities for their participation and support during the
44 implementation of study activities. Our special gratitude goes to the Research Assistants on the
45 study – Beatrice Chibundi, Chikatizyo Mhango, Linda Phiri, and Patricia Z. Shabalu – for
46 providing oversight for the implementation of study activities at each of the 39 health facilities.

47

48 **Funding statement**

49 The “Assessing SARS-CoV-2 Seroprevalence during Routine Antenatal Care Visits in Zambia”
50 was supported by the US Centers for Disease Control (CDC) under the terms of award number
51 NU2GGH002251.

52

53 **Disclaimer**

54 The findings and conclusions in this paper are the products of study work implemented in Zambia
55 and thus represent the opinions of the author(s). The paper does not necessarily represent the
56 official position of the funding agency.

57

58 **Competing interests**

59 The authors declare that they have no competing interests.

60

61

62

63

64

65

66

67

68

69

70

71

72 **ABSTRACT**

73 **Introduction**

74 Pregnant women are considered a high-risk group for COVID-19, and a priority for vaccination.
75 Routine antenatal (ANC) care provides an opportunity to track trends and factors associated with
76 vaccine uptake. We sought to evaluate COVID-19 vaccine uptake among pregnant women
77 attending ANC in Zambia.

78

79 **Methods**

80 We conducted a repeated cross-sectional study in 39 public health facilities in four districts in
81 Zambia from September 2021 to September 2022. Pregnant women who were aged 15-49 years
82 were enrolled during their first ANC visit. Every month, ~20 women per facility were interviewed
83 during individual HIV testing and counseling. We estimated vaccine uptake as the proportion of
84 eligible participants who self-reported having received the COVID-19 vaccine.

85

86 **Results**

87 A total of 9,203 pregnant women were screened, of which 9,111 (99%) were eligible and had
88 vaccination status. Of the 9,111 included in the analysis, 1,818 (20%) had received the COVID-
89 19 vaccine during the study period, with a trend of increasing coverage with time (0.5% in
90 September 2020, 27% in September 2022). Conversely, 3,789 (42%) reported not being offered a
91 COVID-19 vaccine. We found that older age, education, employment status, and prior COVID-19
92 infection were significantly associated with vaccine uptake.

93

94

95 **Conclusion**

96 COVID-19 vaccine uptake among pregnant women was lower than estimates from the general
97 population (27% across the four districts in September 2022), pointing to missed opportunities to
98 protect this high-risk group. ANC visits were a viable point for conducting COVID-19
99 surveillance. Incorporating the vaccine as part of the routine ANC package might increase
100 coverage in this group.

101

102 **Teaser key message**

103 Antenatal care clinics could be an easy and sustainable platform for increasing COVID-19 vaccine
104 uptake among pregnant women.

105

106 **Key Findings**

- 107 ▪ Despite evidence that COVID-19 vaccines are safe in pregnancy, vaccine uptake was low
108 among pregnant women in Zambia through the end of 2022.
- 109 ▪ Various demographic characteristics were associated with the uptake of COVID-19 vaccines.

110

111 **Key Implications**

- 112 ▪ It is acceptable and feasible to assess COVID-19 vaccination uptake and hesitancy among
113 pregnant women attending ANC. ANC may provide an easy, sustainable platform for routinely
114 monitoring COVID-19 and other disease outbreaks.
- 115 ▪ Key vaccination messages and mass vaccination strategies can be designed and adopted for
116 pregnant women to reduce vaccine hesitancy and consequently, increase vaccine uptake.

- 117 ▪ COVID-19 vaccination could be incorporated into routine antenatal care to help increase
118 vaccination coverage among pregnant women seeking antenatal care services.

119

120

121

122

123

124

125

126

127

128

129

130

131

132

133

134

135

136

137

138

139

140 INTRODUCTION

141 The coronavirus disease 19 (COVID-19) pandemic has presented unprecedented challenges
142 globally, affecting all aspects of life, including the health of vulnerable populations. As of October
143 2023, there were approximately 771,151,224 confirmed cases of COVID-19 and 6,960,783 deaths,
144 globally. ¹ Due to immunologic and physiologic changes, pregnant women are considered a high-
145 risk group for COVID-19. ²⁻⁴ Those with SARS-CoV-2 infection are more susceptible to severe
146 disease and mortality as compared to non-pregnant women. ^{5,6} Although COVID-19 vaccines are
147 recommended for pregnant women to reduce the risk of severe COVID-19 disease and prevent
148 adverse obstetric outcomes, vaccine hesitancy – a delay or refusal of safe vaccines– is reported to
149 be higher among pregnant women than in the general population. ^{7,8} While survey results from
150 Iran show that more than two-fifths of participants accepted receiving any vaccine, ⁹ fewer than
151 one-third of pregnant women were interested in receiving the COVID-19 vaccine in Cameroon. ¹⁰

152

153 Understanding the factors influencing COVID-19 vaccine uptake among women attending
154 antenatal care (ANC) is crucial for mitigating the impact of the virus on maternal and child health.
155 Previous studies have shown variations in COVID-19 vaccine uptake among different populations,
156 highlighting the influence of various factors such as age, education level, and socioeconomic
157 status. ¹¹⁻¹³ However, there is a limited understanding of these factors, particularly among pregnant
158 women, who have distinct healthcare needs and considerations. Vaccination not only protects
159 pregnant women from severe illness but also offers potential benefits to their unborn children
160 through passive immunity. ^{14,15} By identifying risk factors and barriers to vaccine uptake, we can
161 develop tailored interventions that address specific concerns and enhance vaccine acceptance,
162 ultimately safeguarding the health and well-being of both expectant mothers and their babies. In

163 Zambia, COVID-19 vaccines were first made available in April 2021. The voluntary vaccination
164 exercise initially targeted people above the age of 18 years and prioritized frontline health workers,
165 people involved in the maintenance of core societal function, people with underlying conditions,
166 and those in congregate settings. Despite initial uncertainties about the safety of COVID-19
167 vaccines in pregnancy, the Ministry of Health (MoH) updated guidelines in July 2021 to include
168 vaccination for pregnant women.¹⁶ Vaccine uptake among pregnant women in Zambia remains
169 unknown as available evidence is based on results of vaccine acceptance among the general
170 population.^{17,18}

171 This study aims to estimate COVID-19 vaccine uptake and associated risk factors among pregnant
172 women attending their first antenatal care (ANC) visits at public health facilities in Chadiza,
173 Chipata, Chongwe, and Lusaka districts of Zambia during the height of the third (Delta variant)
174 and fourth (Omicron variant) waves. We also sought to assess the feasibility of using routine ANC
175 to track trends and factors associated with the uptake of vaccines. This study contributes to a
176 broader knowledge base on COVID-19 vaccination by focusing on specific population subsets,
177 which can provide useful guidance on the development of targeted communication campaigns,
178 healthcare policies, and interventions aimed at improving vaccine uptake and reducing disparities
179 within this vulnerable group.

180

181 **MATERIALS AND METHODS**

182 **Study Design**

183 We conducted repeated cross-sectional surveys on SARS-CoV-2 seroprevalence and vaccination
184 coverage in pregnant women attending their first ANC visit in the maternal, newborn, and child
185 health (MNCH) clinics at 39 rural and urban public health facilities in four districts (Chadiza,

186 Chipata, Chongwe, and Lusaka). Participant recruitment was initiated on 4 September 2021 and
187 was concluded on 30 September 2022 for study sites in Chipata, Chongwe and Lusaka districts.
188 Initiation of participant enrolment was delayed at study sites in Chadiza and only started on 23
189 September 2021 and ended on 31 July 2022. In Zambia, the health system is classified into three
190 categories: 1) community-level health posts and health centers; 2) Level 1-provincial and district
191 hospitals and 3) Level 2-central-level specialized hospitals.²³ Study sites (all public health
192 facilities) were stratified according to location and selected using probability proportional to
193 facility size based on each health facility's monthly mean number of pregnant women attending
194 their first ANC visit based on historic monthly ANC attendance during the 2020 fiscal year. Study
195 activities were incorporated into routine ANC services and leveraged infrastructure and human
196 resources in the MNCH departments at public health facilities. In Chadiza district, study activities
197 were incorporated into an ANC-based malaria surveillance pilot study. Health facility staff
198 (CHWs, midwives, and phlebotomists and research assistants were trained in the study protocol,
199 laboratory procedures, and human subject protection. Additional methodological details of the
200 study are described elsewhere.¹⁹ This analysis looks at interview data on COVID-19 vaccination
201 from the broader study.

202

203 **Recruitment and Enrollment of Study Participants**

204 A CHW provided information on the ANC COVID-19 surveillance study during sensitization
205 meetings in the community and group counseling sessions at the health facility. Once every week,
206 on a day that each health facility provided routine ANC services for first-time attendees, CHWs
207 conveniently identified pregnant women and screened them for eligibility to participate in the
208 study. Pregnant women who were aged 15-49 years, confirmed to be pregnant, registered as a first

209 ANC attendee, and provided consent, were enrolled in the study. Potential participants were
210 screened for active SARS-CoV-2 infection using a paper-based checklist of symptoms. Those who
211 showed one or more symptoms were excluded and referred to a SARS-CoV-2 testing center to be
212 managed according to national guidelines if they had a positive test result. At each study site,
213 trained midwives shared an information sheet with eligible participants and obtained consent from
214 up to 20 pregnant women per month, cumulatively enrolling 200 pregnant women per district.

215

216 **Data Collection and Management**

217 At the time of providing routine ANC tasks such as performing physical examinations,
218 administering antimalaria prophylaxis, prescribing prenatal vitamins and drawing blood samples
219 for routine HIV and syphilis testing, a midwife administered an electronic questionnaire to
220 consented participants. The study questionnaire was designed in Open Data Kit (ODK) – a free,
221 open-source suite of software tools that facilitates the collection, management and use of data
222 using portable mobile devices with Internet connectivity.²⁴ To ensure confidentiality and privacy,
223 a unique identification number was assigned to individual participants during data collection. The
224 questionnaire was uploaded onto a tablet which was handled by trained midwives and research
225 assistants.

226

227 To estimate COVID-19 vaccine uptake and associated risk factors among pregnant women
228 attending their first antenatal care, the study collected participants' vaccination status, socio-
229 demographic characteristics, self-reported past SARS-CoV-2 infection, and exposure. SARS-
230 CoV-2 preventive measures and behavior such as the proper wearing of masks were observed and
231 captured in the questionnaire. In addition, the study determined the acceptability and feasibility of

232 monitoring COVID-19 vaccination uptake and hesitancy among pregnant women attending ANC.
233 Acceptability was defined as a multi-faceted construct that reflects the extent to which the
234 healthcare providers and pregnant women enrolled in the study considered the SARS-CoV-2
235 surveillance to be appropriate and was measured by its perceived effectiveness – the extent to
236 which the SARS-CoV-2 surveillance was perceived as likely to achieve its purpose.²⁰ Feasibility
237 was defined as the study’s appropriateness for further testing to determine relevance and
238 sustainability²¹ and was measured by recruitment rates, length of time from initiation to
239 completion of the targeted number of participants, and number of eligible participants required to
240 recruit sample size.

241
242 Initially, participants were asked only if they had been vaccinated or not. The questionnaire was
243 updated in May 2021 to gather information about whether the participants had been offered a
244 vaccine in addition to whether they had accepted it, and for those who were unvaccinated,
245 additional information was collected about the reasons for not being vaccinated. Overall, 3,655
246 participants were recruited before the updated questionnaire was implemented, meaning they only
247 had a binary vaccination status collected. COVID-19 vaccination status was self-reported,
248 although study staff attempted to verify information from vaccination cards if participants had
249 them available on the day of their ANC visit.

250
251 Data were reviewed on a scheduled basis and missing variables were communicated to health
252 facility staff and research assistants to attempt follow-up and completion. All completed
253 questionnaires were uploaded onto a central server individually or batched. Other data were
254 documented in study-specific logs and registers. Additionally, COVID-19 vaccine coverage data

255 in the general population in the four implementation districts were obtained from the Zambia MoH
256 so that a comparison could be made to the estimates from this study. General population
257 vaccination data were extracted from the national District Health Information System (DHIS) 2-
258 COVAX tracker – a global digital health data toolkit that facilitated the capture of individual-level
259 COVID-19 data of investigated cases; including vaccination status.²²

260

261 **Statistical Analysis**

262 A sample size of 200 women per district per month was selected based on estimating an acceptable
263 margin of error for varying SARS-CoV-2 seroprevalences that were expected to vary by location
264 and enrollment month (this sample size would produce a 95% confidence interval [CI] half-width
265 of 2.4% at the lowest expected seroprevalence of 3%). The sample size was adjusted to account
266 for a design effect of 1.5. Background characteristics were summarized using frequency and
267 proportions for categorical variables, and median and interquartile range for continuous variables.
268 We estimated the prevalence of COVID-19 uptake as the proportion of pregnant women who
269 received (i.e., reported or verified by vaccination card) COVID-19 vaccine.

270

271 The corresponding 95% CIs were adjusted for the clustering of participants within a health facility.
272 We used a mixed-effect logistic regression model to identify factors independently associated with
273 uptake. To allow for variation in the secular trend across clusters (i.e., health facilities), we
274 extended the random-effects components to allow a random interaction between time and health
275 facilities (i.e., we generated a new variable by combining two dimensions of health facilities and
276 time). P-values less than 0.05 were considered statistically significant. All statistical analyses were
277 performed using Stata 18 MP (StataCorp, College Station, TX, USA).

278

279 **Ethics Considerations**

280 This study was reviewed and approved by the National Health Research Authority (NHRA), a
281 statutory body under the *Zambian MoH*, and following the US Centers for Disease Control and
282 Prevention (CDC) human research protection procedures as the CDC investigators were not
283 engaged (i.e., did not interact with human subjects or have access to identifiable data or specimens
284 for research purposes). It was also reviewed and approved, particularly for the Chadiza sites, by
285 the University of Zambia Biomedical Research Ethics Committee (UNZABREC) and PATH's
286 Research Ethics Committee (PATH REC). Information sheets for participants were developed and
287 translated into two local languages. Individual written consent and assent were obtained from
288 adults and minors aged below 18 years, respectively, in a language of their choice and a copy of
289 an information sheet was offered to the participant after consenting. Assent was obtained from
290 minors only after consent was given by their parent(s) or guardian(s). Illiterate adults were required
291 to provide consent in the presence of an impartial witness.

292

293 **RESULTS**

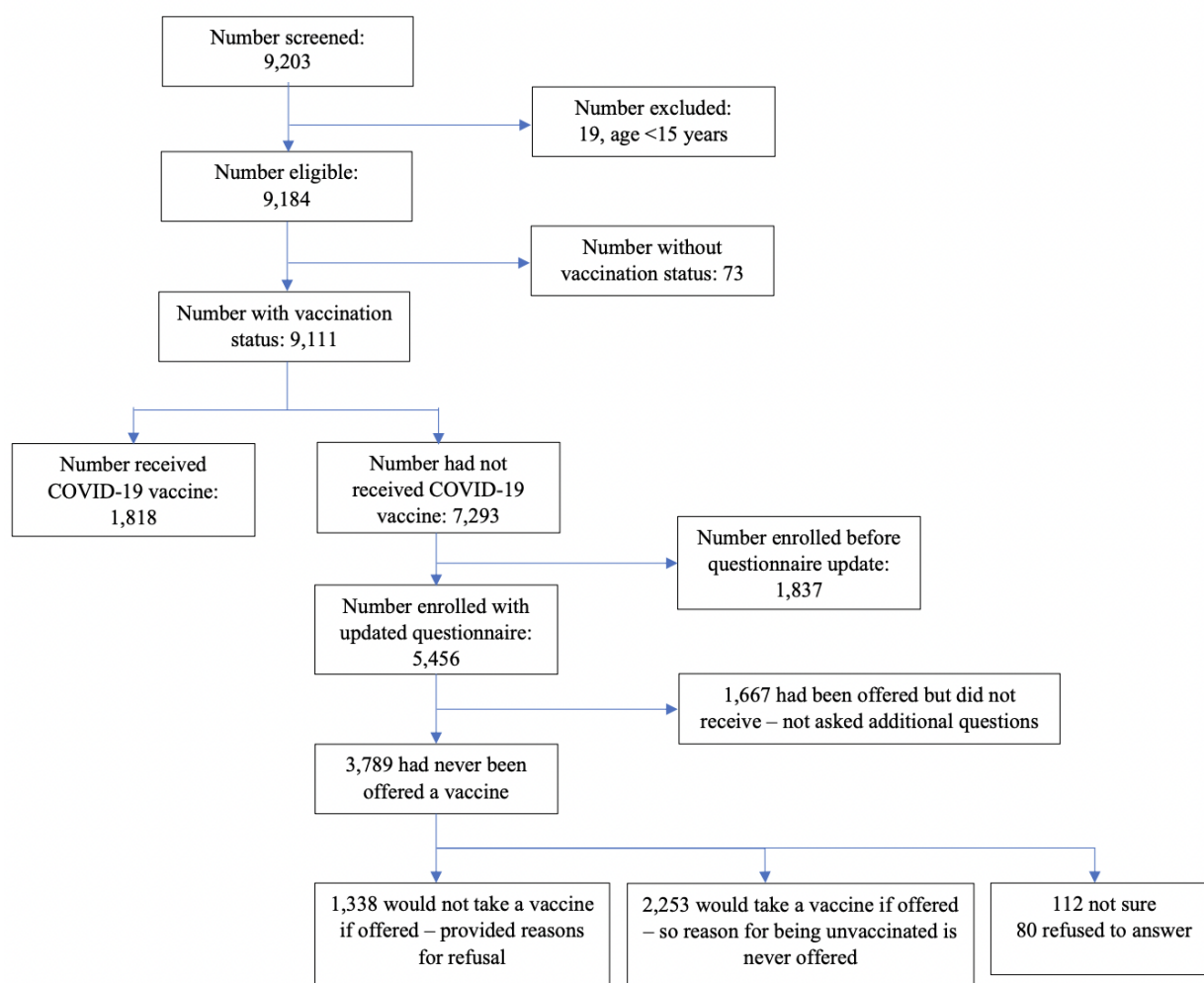
294 **Study Enrollment Cascade**

295 During the study period, a total of 9,203 pregnant women were approached to participate in the
296 study. Of these, 19 (0.2%) were ineligible due to their age and were excluded (Figure 1). A further
297 73 did not have vaccination status, giving a total of 9,111 included in the analysis. Overall, 1,818
298 (20.0%) pregnant women were vaccinated against COVID-19 by the time of their first ANC visit
299 and, of 7,293 unvaccinated women, 5,456 had additional vaccination information collected (i.e.,

300 were administered the updated questionnaire). At least 1,667 (30.6%) had been offered a vaccine
301 but refused (Figure 1) and provided reasons for refusal (Figure 3).

302

303 **Figure 1: Flow chart of participant recruitment**



304

305

306 **Background Characteristics and COVID-19 Uptake**

307 The median age of participants was 24 years (interquartile range [IQR]: 20-30) and over half (4,944
308 [54.3%]) of participants were aged between 20-29 years (Table 1). Half of the participants (4,557)
309 had attained some or completed primary school education while half were employed either

310 formally or informally. Almost all, (8,917 [95%]) participants had never tested for COVID-19
311 before their ANC visit (Table 1). An estimated 4% of pregnant women reported ever being in
312 contact with a COVID-19-infected individual, either within and/or outside their household. Proper
313 use of masks was observed in only 3,492 (38.3%) of the participants. Seven hundred ninety-one
314 (8.7%) of the pregnant women either tested positive for HIV or had a known positive HIV status
315 on the day of their visit. Of the 9,111 participants with a vaccination status, 1,818 (20%) reported
316 having received a COVID-19 vaccine while 3,789 (41.6%) of women said they had never been
317 offered a vaccine (Figure 1).

318
319 **Table 1. COVID-19 vaccine uptake among pregnant women attending first ANC visit by**
320 **socio-demographic characteristics, N=9111**

Table 1. Background characteristics and COVID-19 vaccine uptake among pregnant women attending first ANC visit

Charecteristics	Total number of women N (% of total)
District	9111 (100%)
Chadiza	1915 (21.0)
Chipata	2379 (26.1)
Chongwe	2494 (27.4)
Lusaka	2323 (25.5)

Age group

Median (IQR)	24 (20-30)
15-19	1736 (19.1)
20-29	4944 (54.3)
30-39	2003 (22.0)
40-49	232 (2.5)
Missing	196 (2.2)

Education level

Some or completed secondary education	3783 (41.5)
Some or completed primary education	4557 (50.0)
No education	771 (8.5)

Employment status

Employed	4574 (50.2)
Unemployed	4092 (44.9)
Other	445 (4.9)

Ever tested positive for COVID-19

No	8917 (97.9)
----	--------------------

Household contact positive for COVID-19

No	8800 (96.6)
----	--------------------

Contact with anyone with COVID-19

No	8590 (94.3)
----	--------------------

Mask wearing frequency

Everytime or most of the time	3553 (39.0)
About half the time	1009 (11.1)
Rarely	1910 (21.0)
Never	549 (6.0)
Missing	2090 (22.9)
<hr/>	
Currently wearing mask†	
Mask present and properly worn	3492 (38.3)
Mask present but not properly worn	2118 (23.2)
No mask	1411 (15.5)
Missing	2090 (22.9)
<hr/>	
HIV status	
Negative	8026 (88.1)

1. Observations missing vaccine status were excluded, N=73 (0.8%)

†

321

322 **Factors independently associated with vaccine uptake**

323 In a multivariable mixed-effects logistic regression model, we found that age group, education,

324 employment status, ever testing positive for COVID-19, and HIV infection were all significantly

325 associated with COVID-19 vaccine uptake (Table 2). Increasing age was associated with increased

326 COVID-19 vaccination uptake. We observed a lower proportion of COVID-19 vaccination among

327 pregnant women who had no education ((aPR): 0.79, 95% CI: 0.62-1.00; P = 0.007) or had attained

328 some or completed primary education (aPR): 0.86 95%CI: 0.75-0.97; P = 0.001) as compared to

329 those who had some or completed secondary education. Unemployed pregnant women had lower

330 vaccination prevalence ((aPR): 0.69, 95% CI: 0.58-0.82; P = <0.001) as compared to pregnant
331 women who were employed. Additionally, pregnant women who had ever tested positive for
332 COVID-19 had 1.70 times (95% CI: 1.31-2.21; P = <0.001) greater likelihood of receiving a
333 vaccine compared to those who had not tested positive for COVID-19 in the past. Similarly,
334 pregnant living with HIV were 1.18 times (95% CI:1.02-1.37; P = 0.026) more likely to be
335 vaccinated compared to those who were not infected with HIV.

336

337 **Table 2. Factors associated with vaccine coverage among pregnant women attending first**

338 **ANC visit, n=8,750**

339

Characteristics	Total number of women N	COVID- 19 vaccine uptake n (row %)	95% CI	Crude PR (95% CI)	Overall P-value	Adjusted PR (95% CI)	Overall P-value
Age group							
	1736		12.8-	0.72 (0.62-		0.78 (0.66-	
15-19		275 (15.8)	19.5	0.84)	***<0.001	0.92)	***<0.001
	4944		15.7-				
20-29		989 (20.0)	25.1	1		1	
	2003		17.7-	1.12 (1.01-	<0.001	1.06 (0.94-	0.019
30-39		467 (23.3)	30.1	1.25)	**0.028	1.18)	0.346
	232		17.4-	1.11 (0.86-		1.03 (0.81-	
40-49		56 (24.1)	32.4	1.42)	0.419	1.31)	0.797
Education level							

Some or completed secondary education	3783	796 (21.0)	16-27.2	1			1		
Some or completed primary education	4557	855 (18.8)	14.5-23.9	0.85 (0.75-0.96)	***0.009	<0.001	0.86 (0.75-0.97)	***0.001	
No education	771	167 (21.7)	14.4-31.3	0.87 (0.71-1.06)	0.171		0.79 (0.62-1.00)	***0.007	
Employment status									
Employed	4574	1130 (24.7)	19.8-30.4	1			1		
Unemployed	4092	589 (14.4)	10.5-19.4	0.65 (0.56-0.76)	***<0.001	<0.001	0.69 (0.58-0.82)	***<0.001	
Other	445	99 (22.2)	14.4-32.7	0.85 (0.71-1.02)	*0.076		0.88 (0.74-1.05)	0.127	
Ever tested positive for COVID-19									

No	8917	1725	15.4-	1		1	
		(19.3)	23.9				
Yes	194		38.5-	2.01 (1.50-	***<0.001	1.70 (1.31-	<0.001
		93 (47.9)	57.5				
Household contact positive for COVID-19							
No	8800	1725	15.6-	1		1	
		(19.6)	24.3				
Yes	301		20.9-	1.46 (1.11-	***0.007	1.94)	<0.001
		91 (30.2)	41.5				
Contact with anyone with COVID-19							
No	8590	1639	15.1-	1		1	<0.001
		(19.1)	23.8				

Yes	357	106 (29.7)	20.2-41.3	1.47 (1.11-1.97)	***0.008	
Mask wearing frequency						
Everytime or most of the time	3553	834 (23.5)	17.8-30.3	1		
About half the time	1009	282 (27.9)	20.8-36.5	0.96 (0.81-1.12)	0.583	<0.001
Rarely	1910	437 (22.9)	17.5-29.3	0.71 (0.57-0.88)	***0.002	
Never	549	142 (25.9)	18-35.6	0.80 (0.64-1.00)	**0.046	
Currently wearing mask						
Mask present and properly worn	3492	933 (26.7)	20.8-33.6	1		<0.001

Mask present but not properly worn	2118	402 (19.0)	14.3- 24.7	0.71 (0.59- 0.85)	***<0.001		
No mask	1411	360 (25.5)	20.5- 31.3	0.83 (0.71- 0.97)	**0.022		
HIV status							
Negative	8026	1617 (20.1)	16-25	1			
Positive	791	174 (22.0)	17.9- 26.8	1.27 (1.12- 1.45)	***<0.001	<0.001	0.028
						1	1.18 (1.02- 1.37)
							**0.026

Vaccine uptake over time

Overall, COVID-19 vaccination uptake among pregnant women was at 0.5% at the beginning of the study in September 2021 and had increased to 27% by September 2022 (Figure 2). When compared by district, uptake varied between 2.8% and 17.4% in September 2021 and 21.8% to 29% in September 2022. Throughout implementation, a steady increase in vaccine uptake was observed among participants in Chadiza (Figure 2). COVID-19 vaccine coverage among women at first ANC visits was lower than coverage in the general population in these districts (Figure 2).

Figure 2: Vaccine uptake among pregnant women by facility (September 2021 to September 2022, N=9,111)

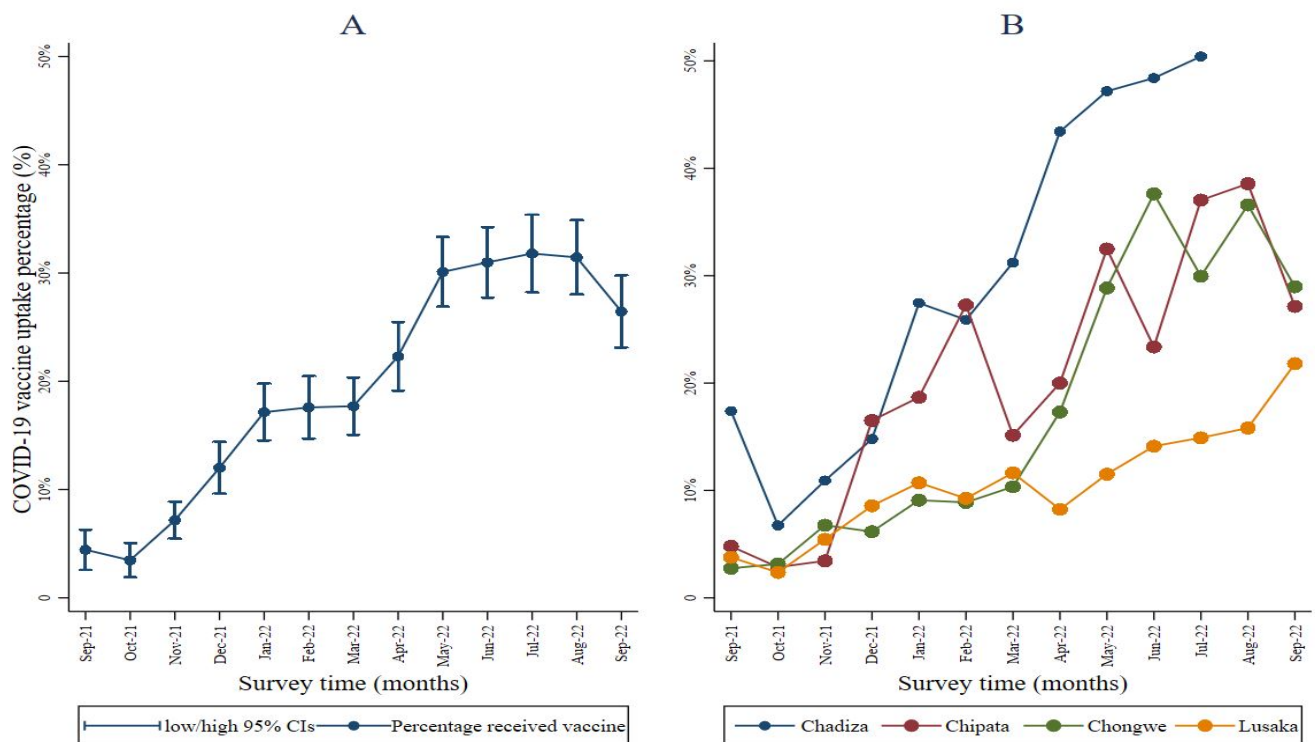
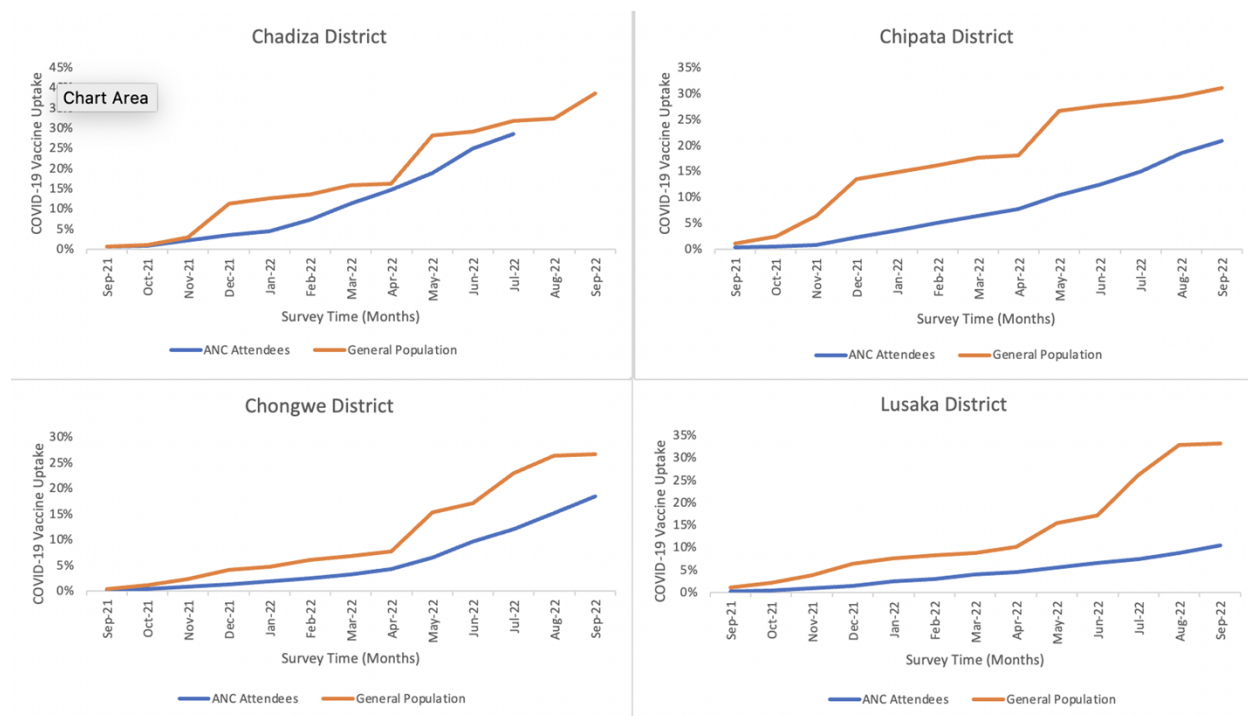


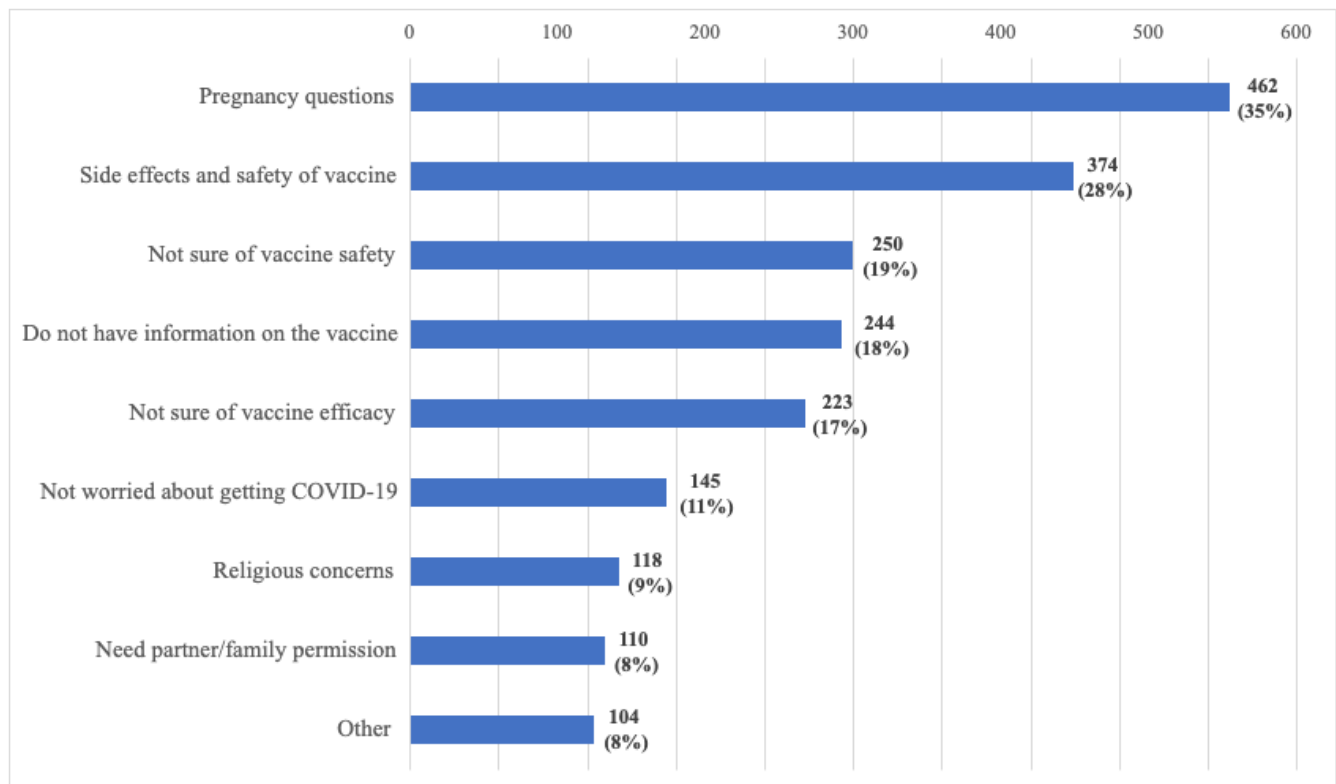
Figure 2. COVID-19 vaccine coverage estimates in pregnant women attending first ANC visit compared with estimates in the general population



Reasons for not taking the COVID-19 vaccine if offered

Of the 3,789 pregnant women who reported never having been offered a vaccine, 1,338 (35.3%) said that they would not take a COVID-19 vaccine even if they were offered and provided reasons for refusal (Figure 3). Pregnancy safety concerns and vaccine effects were the most common reasons for refusing to take the vaccine (462 [35%] and 374 [28%], respectively). An additional 250 (19%) would not take it because of uncertainties surrounding its safety, and 244 (18%) of the participants would not take a vaccine because they did not have sufficient information on the vaccine. The least cited reasons for refusal to take a COVID-19 vaccine were religious concerns and the need to seek permission from a partner or family (9% and 8%, respectively).

Figure 3: reasons for not taking vaccine if offered, n=1,338



DISCUSSION

Most pregnant women in the four districts of Zambia were not vaccinated against COVID-19, despite being at high risk for severe outcomes. Vaccination coverage increased over the study period and was higher in all four districts compared to contemporaneous coverage estimates of the general population. Despite evidence that COVID-19 vaccines are safe in pregnancy, only ten of the 54 African countries were recommending COVID-19 vaccines for pregnant women as of February 2022.²³ In Zambia, COVID-19 vaccines were first made available for the general

population in April 2021²⁴ but, vaccine coverage remains well below the World Health Organization's (WHO) target to vaccinate 70% of the world's population by mid-2022.²⁵ Given initial uncertainty about vaccine safety in pregnancy, the MoH delayed recommending COVID-19 vaccination for pregnant women until July 2021, which might have contributed to vaccine hesitancy in this group. Our findings correlate with a study conducted in Ethiopia in which only 14.4% of the participants had received at least one dose of COVID-19 vaccines by March 2022.²⁶ Similarly, vaccine uptake in Cameroon was low (31%) but, uptake did not differ between the pregnant and general population.²⁷

Low vaccination rates in low-and-middle-income (LMICs) African countries are partly due to the inequitable distribution of vaccines caused by constrained financial resources to support competing priorities in underdeveloped health systems and bottlenecks in the supply chain which may lead to delayed vaccine rollout.^{28,29} Studies have also reported that pregnant women did not receive COVID-19 vaccines due to their limited availability in Africa, perhaps an indication of the inability of pharmaceutical companies to manufacture vaccines in Africa, and the compromised quality of the vaccines manufactured by international pharmaceutical companies for the African market.^{27,30} COVID-19 vaccination uptake is also hampered by the low-risk perception of the pandemic, concern about adverse vaccine effects, low vaccination awareness, and low acceptance, intention and willingness to get vaccinated.^{31,32}

COVID-19 vaccine hesitancy occurs against a backdrop of social-cultural complexities, poor government response in demystifying social and traditional myths and theories, and poor community involvement in public health measures.³³ Pregnant women in our study reported not

having adequate information about the COVID-19 vaccine and were therefore concerned about the side effects of the vaccine on their pregnancy, vaccine safety, and efficacy, findings which were similar to an earlier study by Dinga et al.³⁴ In our study, religious affiliation was not associated with vaccine hesitancy, and neither was the need to seek permission for vaccination from a family member or partner.

Most unvaccinated pregnant women recruited into this study were willing to accept a COVID-19 vaccine if it were offered to them. However, they reported that a vaccine had not been offered to them, potentially pointing to insufficient effectiveness of mass media campaigns (which were widespread during this period in Zambia) and individual outreach during routine health care visits in demand creation. Pregnant women who expressed willingness to receive a vaccine on the day of their first ANC visit were referred to a designated center to receive a vaccine even though their intake was not documented by the study.

Several factors associated with low vaccine uptake were identified, including; age group, educational level, and HIV infection. In studies from other African countries, COVID-19 vaccination uptake has varied across age groups.^{32,35,36} In our study, older pregnant women were more likely to have received a COVID-19 vaccine compared to younger women. This increase in uptake could be attributed to the government targeting older persons for receipt of the vaccine or increased understanding of risks and their prevailing knowledge of how the COVID-19 disease impacts older people given their own advancing age.²⁶ COVID-19 risk perception and behavior can be influenced by a higher level of education among populations.³⁷ While some studies have not observed any associations between educational level and COVID-19 vaccine uptake,³⁸ our

findings contradict those found in Ethiopia where vaccine uptake was lower among participants who had a higher level of education and had attended college or university possibly due to their increased access to information and awareness of the potential side effects and safety.^{26,39}

Risk perception is a critical factor in vaccine decisions.⁴⁰ In this study, pregnant women who were not employed were less likely to receive a COVID-19 vaccine compared to those who were engaged in formal and informal work. This reduced uptake among the unemployed could be attributed to their perceived lowered risk of infection as they had limited contact with individuals outside of their household, particularly when lockdown regulations were strictly enforced. Additionally, a history of ever testing positive for COVID-19 influenced pregnant women's decision to get a COVID-19 vaccine. These results corroborate with findings from studies in Indonesia and the UK which found that a higher perceived risk of COVID-19 infection was associated with higher acceptance of the vaccine.⁴¹⁻⁴³ Moreover, in Indonesia and the UK, receiving the vaccine was perceived to be vital for protecting oneself and preventing disease transmission.

Similarly, a higher proportion of pregnant women who had contact with a known or suspected COVID-19 patient within or outside their household were more likely to receive a COVID-19 vaccine. However, a majority of the pregnant women in this study indicated that they did not know about being in contact with a positive COVID-19 case. This could be because many cases of COVID-19 are asymptomatic or that symptoms are mild and nonspecific, and people did not get tested, or due to the limited availability of COVID-19 testing in Zambia. A household study in six

districts in Zambia during the first wave estimated about one confirmed COVID-19 case for every 92 infections,⁴⁴ and in this study there continued to be substantial case ascertainment gaps.⁴⁵

COVID-19 vaccine hesitancy has been investigated among people living with HIV (PLWHIV). In Zambia, the MOH targeted PLHIV for COVID-19 vaccinations given their elevated risk of severe disease and substantial investments and achievements in HIV care in the country.⁴⁶ In our study, we assessed vaccine hesitancy among HIV-infected pregnant women and found a high degree of COVID-19 vaccine uptake among HIV-infected pregnant women as compared to those who were not infected with HIV. These results suggest high levels of vaccine acceptability and accessibility among pregnant women living with HIV.⁴⁷ Our results are similar to those reported in Nigeria where one in five women living with and at risk of HIV had a lower likelihood of being vaccine-hesitant.⁴⁸

For this study, data collected over 13 months shows that there was a modest increase in vaccination uptake among study participants from 0.4% at the beginning of the study in September 2021 to 2.6% at the end of the study in September 2022. This is in contrast to results from a meta-analysis that showed a higher rise in pooled COVID-19 vaccine acceptance rates in Ethiopia from 14.1% in 2022 to 42.46% in 2023.^{26,49} Of note is that in this study, a proportion of the pregnant women who reported receiving a vaccine may have been vaccinated before they conceived. The gradual increase in the proportion of vaccinated pregnant women in our study could be attributed to an increase in the number of vaccine doses received by the MoH over time and their embarking on an ambitious 10-day COVID-19 vaccination campaign to reach the 70% eligible population in May 2022.⁵⁰

Strengths and limitations of the study

A major strength of this study was the leveraging of infrastructure and human resources in the MNCH departments at public health facilities to enroll pregnant women seeking routine ANC services.⁵¹ Health care providers and community-based volunteers, who were already providing ANC services at the study sites were engaged to assist with carrying out study procedures thereby easing the study implementation process, reducing costs, and gaining the confidence of participants. The study was able to access a longitudinal selection of pregnant women over time and triangulate a limited amount of routine data collected from part of the national DHIS2-COVAX tracker with data collected from study participants from participants to validate the findings. A limitation of the study is that the analysis does not include vaccine data of almost 1,837 participants as they were recruited into the study before the vaccine follow-up questions were appended to the questionnaire. Additionally, the districts were purposefully selected so the findings might not be generalizable to all of Zambia.

CONCLUSION

Using pregnant women seeking routine antenatal care in public health facilities to assess COVID-19 vaccination status, uptake over time, intent, and acceptance of vaccine is acceptable and feasible in a low-resource setting. Overall, this study found a low uptake of COVID-19 vaccines among pregnant women attending first ANC in rural and urban settings, indicating a need to reinforce vaccine uptake efforts to prevent severe disease and adverse outcomes among these vulnerable populations. The leveraging of existing infrastructure and human resources provided an easy, sustainable platform for routinely monitoring COVID-19 vaccine, and consequently helped to

understand vaccine hesitancy among pregnant women. This is critical for devising key vaccination messages and can facilitate the design and adoption of mass vaccination strategies for minority groups, reduce vaccine hesitancy, and subsequently increase vaccine uptake. Demand generation for vaccines might be more effective if done during routine health services and targeted at individuals (i.e., inviting pregnant women to get vaccinated). This would be possible by incorporating the vaccine as part of the routine ANC package to increase coverage among pregnant women.

REFERENCES

1. World Health Organization. WHO Coronavirus (COVID-19) Dashboard. Global Situation. Published July 12, 2023. Accessed July 13, 2023. <https://covid19.who.int/>
2. Kolb JJ, Radin JM, Quer G, Rose AH, Pandit JA, Wiedermann M. Prevalence of Positive COVID-19 Test Results Collected by Digital Self-report in the US and Germany. *JAMA Netw Open*. 2023;6(1):e2253800. doi:10.1001/jamanetworkopen.2022.53800
3. Khan S, Siddique R, Bai Q, et al. Coronaviruses disease 2019 (COVID-19): Causative agent, mental health concerns, and potential management options. *Journal of Infection and Public Health*. 2020;13(12):1840-1844. doi:10.1016/j.jiph.2020.07.010
4. Sh. Nur MA, Dahie HA, Hassan NA, et al. Seroprevalence of SARS-CoV-2 virus antibodies and sociodemographic features of pregnant women in Mogadishu, Somalia: a cross-sectional survey study. *BMJ Open*. 2022;12(6):e059617. doi:10.1136/bmjopen-2021-059617

5. Centers for Disease Control and Prevention. *COVID Data Tracker*. US Department of Health and Human Services; 2023. Accessed May 7, 2023. <https://COVID.cdc.gov/COVID-data-tracker/#datatracker-home>
6. Dehingia N, Raj A. Sex differences in COVID-19 case fatality: do we know enough? *The Lancet Global Health*. 2021;9(1):e14-e15. doi:10.1016/S2214-109X(20)30464-2
7. Galanis P, Vraka I, Siskou O, Konstantakopoulou O, Katsiroumpa A, Kaitelidou D. Uptake of COVID-19 Vaccines among Pregnant Women: A Systematic Review and Meta-Analysis. *Vaccines (Basel)*. 2022;10(5):766. doi:10.3390/vaccines10050766
8. MacDonald NE, SAGE Working Group on Vaccine Hesitancy. Vaccine hesitancy: Definition, scope and determinants. *Vaccine*. 2015;33(34):4161-4164. doi:10.1016/j.vaccine.2015.04.036
9. Firouzbakht M, Sharif Nia H, Kazeminavaei F, Rashidian P. Hesitancy about COVID-19 vaccination among pregnant women: a cross-sectional study based on the health belief model. *BMC Pregnancy Childbirth*. 2022;22(1):611. doi:10.1186/s12884-022-04941-3
10. Gunawardhana N, Baecher K, Boutwell A, et al. COVID-19 vaccine acceptance and perceived risk among pregnant and non-pregnant adults in Cameroon, Africa. Sallam M, ed. *PLoS ONE*. 2022;17(9):e0274541. doi:10.1371/journal.pone.0274541
11. Lee J, Huang Y. COVID-19 Vaccine Hesitancy: The Role of Socioeconomic Factors and Spatial Effects. *Vaccines*. 2022;10(3):352. doi:10.3390/vaccines10030352

12. Larsson L, Dziva Chikwari C, Simms V, et al. Addressing sociodemographic disparities in COVID-19 vaccine uptake among youth in Zimbabwe. *BMJ Glob Health*. 2023;8(7):e012268. doi:10.1136/bmjgh-2023-012268
13. Adedeji-Adenola H, Olugbake OA, Adeosun SA. Factors influencing COVID-19 vaccine uptake among adults in Nigeria. Yunusa I, ed. *PLoS ONE*. 2022;17(2):e0264371. doi:10.1371/journal.pone.0264371
14. Centre for Disease Control and Prevention. Pregnancy or Breastfeeding. Pregnancy and Breastfeeding: What You Need to Know. Published July 2023. <https://www.cdc.gov/coronavirus/2019-ncov/vaccines/recommendations/pregnancy.html#:~:text=Antibodies%20made%20after%20pregnant%20people,the%20mother%20to%20her%20baby>.
15. Lamptey E, Senkyire EK, Banoya MT, Yaidoo S. COVID-19 vaccination in pregnancy: A review of maternal and infant benefits. *Gynecology and Obstetrics Clinical Medicine*. 2022;2(3):124-128. doi:10.1016/j.gocm.2022.07.003
16. Ministry of Health. STATEMENT ON COVID-19 IN ZAMBIA LUSAKA. Facebook. Published July 6, 2021. Accessed November 8, 2023. <https://www.facebook.com/mohzambia/photos/a.773733439467982/1949793125195335/?type=3>
17. Knight M, Bunch K, Vousden N, et al. Characteristics and outcomes of pregnant women admitted to hospital with confirmed SARS-CoV-2 infection in UK: national population based cohort study. *BMJ*. Published online June 8, 2020:m2107. doi:10.1136/bmj.m2107

18. Jafari M, Pormohammad A, Sheikh Neshin SA, et al. Clinical characteristics and outcomes of pregnant women with COVID-19 and comparison with control patients: A systematic review and meta-analysis. *Rev Med Virol.* 2021;31(5):1-16. doi:10.1002/rmv.2208
19. Heilmann E, Tembo T, Chilambe F, et al. SARS-CoV-2 Serprevalence Trend among Pregnant Women in Zambia, 2021-2022. Presented at: Conference on Retroviruses and Opportunistic Infections; February 2023; Denver, Colarado. Accessed August 9, 2023. <https://www.croiconference.org/abstract/sars-cov-2-seroprevalence-trend-among-pregnant-women-in-zambia-2021-2022/>
20. Sekhon M, Cartwright M, Francis JJ. Acceptability of healthcare interventions: an overview of reviews and development of a theoretical framework. *BMC Health Serv Res.* 2017;17(1):88. doi:10.1186/s12913-017-2031-8
21. Bowen DJ, Kreuter M, Spring B, et al. How We Design Feasibility Studies. *American Journal of Preventive Medicine.* 2009;36(5):452-457. doi:10.1016/j.amepre.2009.02.002
22. DHIS2. DHIS2 COVID-19 Vaccine Delivery Toolkit Strengthen national immunization systems, introduce fit-for-purpose digital solutions and leverage local expertise for equitable COVID-19 vaccine delivery. Published November 7, 2023. Accessed November 7, 2023. <https://dhis2.org/covid-vaccine-delivery/>
23. Joi P. COVID-19 greatly increases risks to pregnant women: largest sub-Saharan study. GAVI: The Vacicne Alliance. Published June 9, 2022. Accessed June 28, 2023. <https://www.gavi.org/vaccineswork/covid-19-greatly-increases-risks-pregnant-women-largest-sub-saharan-study>

24. World Health Organization. Zambia launches the COVID-19 vaccination. World Health Organization. Published April 16, 2021. <https://www.afro.who.int/news/zambia-launches-covid-19-vaccination>
25. World Health Organization. *WHO Policy Brief: Reaching COVID-19 Vaccination Targets*. WHO; 2022. Accessed June 28, 2023. <https://www.who.int/publications/m/item/strategy-to-achieve-global-covid-19-vaccination-bymid-2022>. 2.
26. Chekol Abebe E, Ayalew Tiruneh G, Asmare Adela G, et al. COVID-19 vaccine uptake and associated factors among pregnant women attending antenatal care in Debre Tabor public health institutions: A cross-sectional study. *Front Public Health*. 2022;10:919494. doi:10.3389/fpubh.2022.919494
27. Gunawardhana N, Baecher K, Boutwell A, et al. COVID-19 vaccine acceptance and perceived risk among pregnant and non-pregnant adults in Cameroon, Africa. Sallam M, ed. *PLoS ONE*. 2022;17(9):e0274541. doi:10.1371/journal.pone.0274541
28. Banerjee D, Mukhopadhyay S, Sahana Asmeen M, Javed A. COVID-19 Vaccination: crucial roles and opportunities for the mental health professionals. *Glob Ment Health*. 2021;8:e25. doi:10.1017/gmh.2021.25
29. Duroseau B, Kipshidze N, Limaye RJ. The impact of delayed access to COVID-19 vaccines in low- and lower-middle-income countries. *Front Public Health*. 2023;10:1087138. doi:10.3389/fpubh.2022.1087138
30. Makoni M. The quest for more COVID-19 vaccinations in Africa. *The Lancet Respiratory Medicine*. 2022;10(7):e70-e71. doi:10.1016/S2213-2600(22)00193-X

31. Lawal L, Aminu Bello M, Murwira T, et al. Low coverage of COVID-19 vaccines in Africa: current evidence and the way forward. *Human Vaccines & Immunotherapeutics*. 2022;18(1):2034457. doi:10.1080/21645515.2022.2034457
32. Gudayu TW, Mengistie HT. COVID-19 vaccine acceptance in sub-Saharan African countries: A systematic review and meta-analysis. *Heliyon*. 2023;9(2):e13037. doi:10.1016/j.heliyon.2023.e13037
33. Ochola EA. Vaccine Hesitancy in Sub-Saharan Africa in the Context of COVID-19 Vaccination Exercise: A Systematic Review. *Diseases*. 2023;11(1):32. doi:10.3390/diseases11010032
34. Dinga JN, Sinda LK, Titanji VPK. Assessment of Vaccine Hesitancy to a COVID-19 Vaccine in Cameroonian Adults and Its Global Implication. *Vaccines (Basel)*. 2021;9(2):175. doi:10.3390/vaccines9020175
35. Worede DT, Kassahun M, Endalew B. COVID-19 vaccine acceptance and predictors among pregnant women in Ethiopia: Systematic Review and Meta-Analysis. *Public Health in Practice*. 2023;5:100386. doi:10.1016/j.puhip.2023.100386
36. Hoque AM, Buckus S, Hoque M, Hoque ME, Van Hal G. COVID-19 Vaccine Acceptability Among Pregnant Women at a Primary Health Care Facility in Durban, South Africa. *EJMED*. 2020;2(5). doi:10.24018/ejmed.2020.2.5.493
37. Zhang R, Wang C. Risk perception of COVID-19 and its related factors among centralized medical isolation groups in China. *Front Psychol*. 2023;14:1131076. doi:10.3389/fpsyg.2023.1131076

38. Rikitu Terefa D, Shama AT, Feyisa BR, et al. COVID-19 Vaccine Uptake and Associated Factors Among Health Professionals in Ethiopia. *IDR*. 2021;Volume 14:5531-5541.
doi:10.2147/IDR.S344647
39. Al-Marshoudi S, Al-Balushi H, Al-Wahaibi A, et al. Knowledge, Attitudes, and Practices (KAP) toward the COVID-19 Vaccine in Oman: A Pre-Campaign Cross-Sectional Study. *Vaccines*. 2021;9(6):602. doi:10.3390/vaccines9060602
40. Kamal AHM, Sarkar T, Khan MM, et al. Factors Affecting Willingness to Receive COVID-19 Vaccine Among Adults: A Cross-sectional Study in Bangladesh. *Journal of Health Management*. Published online October 14, 2021:097359842110506.
doi:10.1177/09735984211050691
41. Harapan H, Wagner AL, Yufika A, et al. Acceptance of a COVID-19 Vaccine in Southeast Asia: A Cross-Sectional Study in Indonesia. *Front Public Health*. 2020;8:381.
doi:10.3389/fpubh.2020.00381
42. Sherman SM, Smith LE, Sim J, et al. COVID-19 vaccination intention in the UK: results from the COVID-19 vaccination acceptability study (CoVAccS), a nationally representative cross-sectional survey. *Human Vaccines & Immunotherapeutics*. 2021;17(6):1612-1621.
doi:10.1080/21645515.2020.1846397
43. Cerda AA, García LY. Hesitation and Refusal Factors in Individuals' Decision-Making Processes Regarding a Coronavirus Disease 2019 Vaccination. *Front Public Health*. 2021;9:626852. doi:10.3389/fpubh.2021.626852

44. Mulenga LB, Hines JZ, Fwoloshi S, et al. Prevalence of SARS-CoV-2 in six districts in Zambia in July, 2020: a cross-sectional cluster sample survey. *The Lancet Global Health*. 2021;9(6):e773-e781. doi:10.1016/S2214-109X(21)00053-X
45. Heilmann E, Tembo T, Fwoloshi S, et al. Trends in SARS-CoV-2 seroprevalence among pregnant women attending first antenatal care visits in Zambia: a repeated cross-sectional survey, 2021-2022. *The Lancet Global Health*.
46. Bobo P, Hines JZ, Chilengi R, et al. Leveraging HIV Program and Civil Society to Accelerate COVID-19 Vaccine Uptake, Zambia. *Emerg Infect Dis*. 2022;28(13). doi:10.3201/eid2813.220743
47. Muhindo R, Okoboi S, Kiragga A, King R, Arinaitwe WJ, Castelnuovo B. COVID-19 vaccine acceptability, and uptake among people living with HIV in Uganda. Amuzie CII, ed. *PLoS ONE*. 2022;17(12):e0278692. doi:10.1371/journal.pone.0278692
48. Folayan MO, Arije O, Enemo A, et al. Associations between COVID-19 vaccine hesitancy and the experience of violence among women and girls living with and at risk of HIV in Nigeria. *African Journal of AIDS Research*. 2022;21(4):306-316. doi:10.2989/16085906.2022.2118615
49. Worede DT, Kassahun M, Endalew B. COVID-19 vaccine acceptance and predictors among pregnant women in Ethiopia: Systematic Review and Meta-Analysis. *Public Health in Practice*. 2023;5:100386. doi:10.1016/j.puhip.2023.100386

50. Ministry of Health. Nationwide 10-day COVID-19 Campaign. Nationwide 10-day COVID-19 Campaign. Published May 18, 2022. Accessed July 13, 2023.

<https://twitter.com/mohzambia/status/1527013308305391619?lang=en>

51. Tembo T, Heilmann E, Kabamba BM, et al. Implementing SARS-CoV-2 Routine Surveillance in Antenatal Care in Zambia: Best Practices and Lessons Learned. Published online 2023.