

## **Cardiorespiratory demands of firearms training instruction and 15m shuttle tests in British law enforcement.**

Joseph Warwick<sup>1 ¶ \*</sup>, Sophie Cooper<sup>1 ¶</sup>, Flaminia Ronca<sup>1 ¶</sup>

### Author affiliation:

1 – Division of Surgery & Interventional Science, Institute of Sport Exercise and Health, University College London, London, United Kingdom

Corresponding Author:

Email – [Joseph.warwick@ucl.ac.uk](mailto:Joseph.warwick@ucl.ac.uk) (JW)

## Abstract

**Objectives:** Law enforcement agencies require minimum fitness standards to safeguard their officers and training staff. Firearms instructors (FI) are expected to maintain the same standards as their operational counterparts. This study aimed to quantify the daily physiological demands placed on FI. **Methods:** 19 FI (45 ± 5 years) completed occupational tasks whilst wearing heart rate (HR) monitors for a minimum 10 days. Maximal oxygen consumption (VO<sub>2</sub>max) testing was conducted on FI during a treadmill test (TT) and a multistage shuttle test (ST). Linear regression models were used to model the relationship between VO<sub>2</sub> and HR throughout the TT. This model was applied to HR data from occupational tasks to infer oxygen consumption. Repeated Measures ANOVAs were used to compare time spent in VO<sub>2</sub>max equivalent zones throughout. **Results:** The VO<sub>2</sub>max achieved during ST (45.1 ± 5.6 ml/kg/min) was significantly higher than TT (39 ± 3 ml/kg/min) (p = 0.014). Time to exhaustion (TTE) was sooner on ST (06:26 min) compared to TT (13:16 min) (p < .001). FI spent ~85% of occupational time with an oxygen demand ≤20 ml/kg/min (p < .005). The most intense occupational tasks saw FI achieve VO<sub>2</sub>max ≥30 ml/kg/min, but <40 ml/kg/min. **Conclusion:** Using ST to assess cardiorespiratory fitness resulted in a quicker TTE and a higher VO<sub>2</sub>max. Predominantly, FI occupational tasks are low intensity with sporadic exposures requiring a VO<sub>2</sub>max of >40 ml/kg/min. To safeguard FI from occupational-related cardiorespiratory or long-term health issues, it is intuitive to suggest fitness standards should exceed a VO<sub>2</sub>max of 40 ml/kg/min.

Key words – *Law Enforcement, Exercise test, Cardiorespiratory Fitness, Oxygen Consumption, Aerobic Exercise.*

## INTRODUCTION

In recent years, a significant portion of public service personnel, including law enforcement officers [1], firefighters [2,3], paramedics [4], and military personnel [5], have globally shown a reduced level of cardiorespiratory fitness, increased body mass index (BMI) and increased fat free mass[1–4]. This is partly due to changes in recruitment standards and the concurrent implementation of human rights legislation with regard to physical standards for employment in 2010 [1,6] The legislation within the United Kingdom states that employers must be able to defend physical standards as ‘reasonably necessary to the safe and efficient performance of the job’ and ‘to employ the standards, tests and cut-off scores that adequately capture the minimum requirements to do a job safely and efficiently’ [6].

Throughout their careers, specialist law enforcement officers who train for firearms operations develop high levels of skill, making employee retention an important focus for this population. The more experienced and skilled firearms officers become a strong asset to their forces, contributing to the development and education of new recruits as firearms instructors (FI), sometimes even after retirement from operational duties. Key elements of an instructor’s responsibilities include live range teaching and active role play, some of which can require significant physical effort, all while also instructing and teaching. Supporting the physical fitness of this group is therefore highly relevant to their occupational performance, their ability to instruct while under exertion, and to enable their retention. Heart rate and stress-related heart rate variability (HRV); particularly, HRV-derived sympathetic responses have been shown to directly impact shooting accuracy and success [7–9], with the level of expertise directly impacting cognitive control and timing of the shot with the cardiac rhythm [10,11]. A reduced heart rate during the initiation of shooting also determines the shooter’s ability to control shot timing and accuracy [11,12].

Cardiovascular fitness is therefore essential to enable FI to maintain a good level of performance, and to withstand the occupational demands of role play and instruction during officer training, while also safeguarding their own health.

The maximal oxygen carrying capacity ( $VO_2\text{max}$ ), is the gold standard measure of cardiovascular and pulmonary fitness and reflects one's ability to sustain specific levels of physical exertion[13,14]. Cardiorespiratory fitness testing has historically played an integral part in officer and FI recruitment and is still a key pre-requisite for enrolment and annual revalidation in many law enforcement settings. The minimum requirements of fitness should be determined based on the demands of operational tasks, to ensure that officers and FI are able to fulfil their duties without incurring unnecessary fatigue. Therefore, the aim of this study was to assess the cardiorespiratory demands placed on FI during law enforcement officer firearms training, including exertion undertaken during instruction and job-related fitness testing.

## **METHODS.**

### **Study Design**

This study was designed as an observational cohort study with Firearms Instructors (FI) voluntarily recruited through internal emails from a British law enforcement service. This was sent via line managers in their workforce during January and February 2021. A total of 19 FI aged  $45 \pm 5$  years volunteered to take part (18 male, 1 female). One participant was non-operational and 18 were operational law enforcement officers, of these, 16 (1 female) were armed vehicle response officers (AVRO) and 2 were firearms officers (FO). All participants signed a written informed consent form and a physical activity readiness

questionnaire (PARQ) before participating. The study was approved by UCL's Ethics Committee (Project ID number: 13985/004) in line with the declaration of Helsinki.

Anthropometric measurements and body composition were taken using a multi-frequency (1kHz/5kHz/50kHz/250kHz/500kHz/1000kHz) electrical bioimpedance with a calibrated 8-segment analyser, the Tanita MC980 PLUS MA (Tanita Cooperation, Tokyo, Japan) which has an accuracy of 0.1kg/0.1% and in compliance with MDD 93/42/ECC directive, certified for medical use within Europe [15,16]. Participants were advised to refrain from caffeine consumption and exercise for 24 hours before arriving at the laboratory and also arrive hydrated. In a randomised order, participants then completed two VO<sub>2</sub>max tests. One VO<sub>2</sub>max test was conducted on a treadmill (TT) using the incremental Bruce treadmill protocol [17,18], commonly considered the gold standard VO<sub>2</sub>max test to evaluate maximal oxygen consumption. The second VO<sub>2</sub>max test was a 15-meter shuttle test (ST) [19], which consisted of the volunteers' annual fitness revalidation test and is often used as a field-based indirect measure of VO<sub>2</sub>max in British law enforcement settings. After this, all participants recorded their heart rate (HR) for a minimum of 10 days during occupational firearms instruction activities. This included but was not limited to classroom theoretical teaching, live firearms instruction on the firing range, external open countryside assailant search and restraint, assailant restraint and arrest instruction, and vehicle stop and restraint instruction. The HR data for this period was collected via a polar chest strap HR monitor (H9, Polar, Kempele, Finland) through the Polar Beat app.

## **Treadmill VO<sub>2</sub>max procedure**

The lab-based VO<sub>2</sub>max test was conducted on a treadmill (h/p/cosmos, Nussdorf, Germany) using the incremental Bruce treadmill protocol and breath-by-breath analysis with a Vyntus CPX Metabolic Cart (Vyair Medical, Chicago, USA) [17,18,20–22]. The incremental protocol

commences with a three-minute warm-up walking at 2.7 km/h with no incline. Every three minutes thereafter, the speed and incline of the treadmill are increased, and participants are verbally encouraged to push themselves to maximal exertion. The test is terminated at volitional exhaustion, at which point participants walk on no incline at 2.7 km/h until their HR recovered to under 120 bpm. A test was considered maximal if the participant reached their predicted maximal heart rate ( $220 - \text{age}$ ), if  $\text{RER} > 1.15$  and if a plateau was observed in the  $\text{VO}_2$  data. All participants in this study reached these criteria. The anaerobic threshold was determined using the v-slope method.

## **15m Shuttle test $\text{VO}_2$ max procedure**

In a randomised order, participants also completed a 15m multistage shuttle test (ST) while wearing a portable breath-by-breath analyser (Metamax 3B, Cortex, Leipzig, Germany) [22–24]. This was completed indoors to alleviate external environmental influences and required individuals to repeatedly run back and forth between two markers 15 meters apart in time with an electronic beep. The ST requires participants to run progressively faster, level one allowing 6.8 seconds per shuttle, with incremental increases in pace to  $>4$  seconds per shuttle in the later stages [23,25]. All participants completed to volitional exhaustion with verbal encouragement.

## **Data Processing Treadmill Test**

Breath-by-breath  $\text{VO}_2$  (ml/kg/min) and HR (bpm) were smoothed to every 7 breaths, standardising the data across both testing protocols, using the Vyaire interface and then extracted from the software. To estimate oxygen requirements during occupation-related tasks, a correlation factor was calculated from the treadmill test. This was achieved by extracting the correlation equation from a linear regression plot comparing HR against  $\text{VO}_2$  for data collected during the treadmill test.

## **Occupation-related task data**

Occupation-related data was collected using the Polar coach module, the most strenuous session per participant was then downloaded and analysed using the Pandas module for Python (Python Software Foundation. Python Language Reference, version 3.7. Available at <http://www.python.org>). HR data from the entirety of the most strenuous session was correlated to a  $VO_2$  equivalent to provide an estimate of oxygen requirements throughout the task. Data was then analysed by categorising it into two samples: the highest recorded value for HR and  $VO_2$  in each minute of the tests, and the highest recorded value for  $VO_2$  in each HR category. Categories were recorded in 10bpm increments from 50 to 190.

## **Shuttle test data.**

Breath-by-breath  $VO_2$  (ml/kg/min) and HR (bpm) were extracted from the software and then also smoothed to every 7 breaths using Python. Shuttle timings were used to label the data instance to the appropriate 'Stage: Shuttle' category. Maximum values for HR and  $VO_2$  for each category, for each participant, were then calculated using pre-built tools from the Pandas (version 1.04) module for Python.

## **Statistical analysis**

The data was analysed using the statistical software SPSS 26 (IBM, New York, USA), with alpha set at  $<0.05$ . All data were normally distributed. Linear regression models were used to model the relationship between  $VO_2$  and HR for each participant throughout the treadmill  $VO_{2max}$  test, as described above. The model was then applied to the polar HR data collected during job-related tasks to infer oxygen consumption during working hours. Paired t-tests were used to compare  $VO_{2max}$  and maximum HR between the treadmill test and shuttle test. Repeated Measures ANOVAs with Bonferroni post-hoc were used to compare

time spent in VO<sub>2</sub>max equivalent zones within participants. A Mauchley's test of sphericity was initially carried out to confirm the assumption required to run an ANOVA.

## RESULTS

### Participant Demographics

Participant fitness and anthropometrics are shown in Table 1. The mean BMI was  $28.1 \pm 2.9$ , with 3 participants in the normal range of 18.5 to 24.9, 11 participants classified overweight between 25 and 29.9 and 5 participants classified obese at  $>30$  but  $<35$ . No participants were classified as morbidly obese with a BMI  $>35$ . Regarding body fat percentage those under 40 years old ( $n = 5$ ) had a range between 17% and 26%, those 40 to 49 ( $n = 11$ ) range from 13.5% to 27.7% and those 50+ ( $n = 4$ ) range from 19% to 29.1%. Since the female participant's data did not differ from the mean values of the cohort, male and female data was combined into one group to safeguard the anonymity of participants' outcomes.



**Table 1. Mean  $\pm$  SD values for anthropometric and fitness data.**

Measure	n	Mean $\pm$ SD
Age (years)	19	45 $\pm$ 5
Height (cm)	19	180.0 $\pm$ 5.7
Weight (kg)	19	93.3 $\pm$ 10.3
BMI	19	28.1 $\pm$ 2.9
Fat Free Mass (kg)	19	70.1 $\pm$ 7.3
Muscle Mass (kg)	19	66.6 $\pm$ 7.1
Body Fat (%)	19	22.5 $\pm$ 4.3
Shuttle VO <sub>2</sub> max (ml/kg/min)	10	45.1 $\pm$ 5.6
Treadmill VO <sub>2</sub> max (ml/kg/min)	17	39.7 $\pm$ 4.5
Treadmill Anaerobic Threshold (ml/kg/min)	17	24.8 $\pm$ 3.0

## **Comparison between the treadmill test and the 15m shuttle test**

Ten participants completed both the TT and the ST, data from two ST was excluded, one due to hardware failure towards the final stages of the ST and the other due to software failure after the ST. The data presented in this section only relates to those eight participants who provided completed data on both tests (male = 7; age 43  $\pm$  7 years; height 177.4  $\pm$  5.8 cm; weight 91.1  $\pm$  9.4 kg). The VO<sub>2</sub>max achieved during the ST was significantly higher ( $p = 0.014$ ) than that achieved during the TT (45.1  $\pm$  5.6 ml/kg/min and 39  $\pm$  3 ml/kg/min respectively) (Fig 1a). There was no correlation between VO<sub>2</sub>max measured during the ST and VO<sub>2</sub>max measured during the TT (Fig 1b).

**Fig 1. Comparison between the treadmill test and the 15m shuttle test.**

(A) Median  $\pm$  IQR  $VO_2$ max measured through the treadmill test and the shuttle test.

\* Significant difference between tests ( $p = .014$ ). (B) Relationship between  $VO_2$ max measured through either test.

All participants reached exhaustion sooner on the ST, with a total average duration of 13:16 min on the TT and 06:26 min on the ST ( $p < .001$ ). Both heart rate and  $VO_2$  were higher throughout the ST compared to the TT ( $p < .001$ ) from minute 2 to test termination (Figure 1). However, when comparing  $VO_2$  to HR zones (Fig 2) the difference between tests was not statistically significant ( $p = 0.068$ ).

**Fig 2. Mean  $\pm$  SD heart rate and  $VO_2$  during the treadmill test compared to the shuttle test.**

(Note: the dotted lines denote incomplete data, where only participants who reached higher stages are included)

Despite a difference in the rate of increase of both  $VO_2$  and HR by time between tests (Figure 2), when comparing the rise in increase of  $VO_2$  concerning HR zones the difference was not statistically significant ( $p=0.068$ ) (Fig 3).

**Fig 3. Mean  $\pm$  SD rise in  $VO_2$  by heart rate zone during the shuttle test and treadmill test.**

(Note: the dotted lines denote incomplete data, where data for heart rate zones higher than 170-180 bpm include a subsample of participants whose hearts reached higher values)

The comparison of end-of-stage  $\text{VO}_2\text{max}$  during the 15m shuttle test with previously studied data has shown observable differences Table 2.

**Table 2. Estimated and measured  $\text{VO}_2$  equivalents per each end stage of the 15m shuttle test, based on findings from different papers.**

Level: Shuttle	Estimated $\text{VO}_2$ ( $\text{ml.kg}^{-1}.\text{min}^{-1}$ ) (Brewer, 2010)	Measured $\text{VO}_2$ ( $\text{ml.kg}^{-1}.\text{min}^{-1}$ ) (Morris et al., 2020)	Measured $\text{VO}_2$ ( $\text{ml.kg}^{-1}.\text{min}^{-1}$ ) (Current study)
5:4	35	$40.4 \pm 4.8$	$42.4 \pm 4.9$
7:6	41	$46.8 \pm 5.8$	$48.6 \pm 5.2$
9:4	46	$52.1 \pm 7.2$	49.4
10:5	51	$55.3 \pm 6.5$	-

## Occupation-related physical exertion

Heart rate data was collected during occupational tasks for a total of 18 participants (17 male), with an average of  $16 \pm 9$  instructional days recorded per individual, yielding an average total duration of  $72.7 \pm 0.5$  hours of data collection per person.

Due to the lower variability in the data obtained from the TT compared to the ST, this data set was used to calculate equivalent  $\text{VO}_2$  consumption based on HR, during occupation-related tasks. The average time spent in equivalent  $\text{VO}_2$  zones for the most strenuous session is represented in Table 3. There was a significant difference observed between the percentage of time spent in each  $\text{VO}_2$  zone ( $F = 16.293$ ,  $p \leq 0.001$ ), where participants spent the majority of their time working at or below an oxygen demand of 20 ml/kg/min.

**Table 3. Percentage of time spent in VO<sub>2</sub>max equivalent zones.**

FO (n)	AVRO (n)	VO <sub>2</sub> equivalent zones (ml/kg/min)	Percentage of wearing time per zone during the most strenuous session (%)	Average duration spent in each zone during the most strenuous session (mean ± SD) hours:minutes:seconds
2	16	<5	4	00:28:12 ± 00:26:49
2	16	5-10	35 *	02:59:58 ± 02:34:33
2	16	10-15	35 *	02:25:01 ± 01:51:45
2	16	15-20	11 *	00:29:42 ± 00:32:20
2	16	20-25	4	00:07:10 ± 00:05:31
	16	25-30	4	00:06:30 ± 00:08:39
	16	30-35	4	00:04:21 ± 00:03:52
	16	35-40	2	00:01:36 ± 00:01:45

FO – firearms officer, AVRO – armed vehicle response officer.

\* Indicates a significant difference between time spent in between 5-20 ml/kg/min compared to above 20 (p < 0.05).

Of the 18 participants, all delivered firearms officers (FO) training, and 16 of these (15 male) also delivered armed vehicle response officer (AVRO) training. The 16 AVRO instructors reached oxygen demand levels beyond 30 ml/kg/min, only while training AVROs. Instructors who delivered FO training did not exceed an oxygen demand of 30 ml/kg/min during sessions, while instructors delivering AVRO training worked at higher intensities than 30 ml/kg/min but did not exceed 40 ml/kg/min.

## Discussion

This study identified the maximal oxygen demand ( $VO_2\text{max}$ ) obtained during two incremental tests (the 15m shuttle test and the Bruce treadmill test). The Bruce treadmill test (TT)  $VO_2\text{max}$  was used to determine the level of cardiorespiratory exertion that firearms instructors undergo when delivering operational firearms training. The main findings of this study suggest that instructing firearms officers demands an oxygen consumption of up to 30 ml/kg/min, instructing armed vehicle response officers demands an oxygen consumption of up to 40 ml/kg/min, and that the 15m shuttle test (ST) is more physically demanding than the treadmill test(TT).

### Comparison of the shuttle test with the treadmill test

Optimal cardiovascular fitness is a key requirement for safeguarding health and promoting effective performance in law enforcement. The ST is a practical field-based test, typically administered with the assumption that specific stages of the test equate to estimated levels of  $VO_2\text{max}$  [25,26]. In this study, the ST resulted in significantly higher peak oxygen demands compared to the TT. This falls in line with Morris et al [27] findings, where measured  $VO_2\text{max}$  during the ST was higher than the estimations provided by Brewer [28] (Table 2).

This information indicates that the ST is a more strenuous test than the TT, where participants present a higher oxygen demand on the ST and reach exhaustion sooner. This is likely due to the higher physical requirements of constant changes in direction on the ST. The TT involves continuous linear running and is therefore primarily reliant on endurance qualities, while the ST requires regular changes of direction, adding a reliance on agility, eccentric forces to decelerate, and explosive concentric force to accelerate. The increased oxygen demand during the ST is therefore almost certainly due to the nature of musculature

loading during deceleration and change of direction, with greater angles of change of direction requiring a greater muscle activation [26]. As a result, the change of direction increases the metabolic cost of task, resulting in higher cardiovascular requirements [29]. These increases in muscle activation and metabolic cost have been shown to be further impacted by an individual's lower body strength and power [30]. Additionally, a 180-degree change of direction is further impacted by co-ordination and test familiarity, causing a high degree of variability in test outcome [25]. This is reflected in the results presented here, where there was no correlation between the  $VO_2$ max obtained on the two tests, indicating that, although the ST consistently produced higher values, there was no defined ratio to this relationship. Therefore, ST might be best used to provide a  $VO_2$ max predictive range rather than a definitive  $VO_2$ max per stage reached [25,31]

Measuring  $VO_2$ max on a treadmill presents a progressive test with less variability and less strain on the lower limbs, providing a more accurate estimate and reducing the risk of injury [17,18,32]. Therefore, if the intention is to purely obtain a measure of cardiovascular fitness, an ergometer test (eg. treadmill or bike) provides a more reliable direct measure of  $VO_2$ max. If, however, the intention is to measure a more complex fitness ability which includes cardiovascular fitness, lower limb power, acceleration and agility, a shuttle test could be more appropriate.

This study concentrated purely on the cardiopulmonary demands of instructors delivering training to law enforcement officers, therefore, any mention of  $VO_2$  hereafter will be made in reference to values obtained through the TT, as this is the more reliable measure of cardiovascular fitness.

## Physical requirements of occupation-related tasks

FI spent most of their most strenuous day at or below 20 ml/kg/min. However, it should be noted that a significant amount of time ( $7:10 \pm 5:30$  minutes) was spent between 20-25 ml/kg/min. To be able to sustain this workload without the detrimental accumulation of fatigue, a minimum anaerobic threshold of 25 ml/kg/min could be recommended. Measuring an anaerobic threshold requires expensive equipment, while  $VO_2\max$  can be estimated using indirect tests. Given that the ratio of anaerobic threshold to  $VO_2\max$  in the general population is typically between 55 - 65% [33,34], a minimum  $VO_2\max$  between 38.5 – 45.5 ml/kg/min would therefore be required to sustain this level of effort without incurring excessive fatigue. This would put individuals in the best position to sustain the delivery of firearms training courses with minimal cardiovascular strain [34–37] It should also be considered that a “good” rating in cardiorespiratory fitness ranges from 36-56 ml/kg/min for 18-55-year-old females and 40-60 ml/kg/min for males (See ACSM, 2014 for a detailed table of normative values) [34]. Good cardiorespiratory function is crucial to safeguard general health and reduce the risk of coronary heart disease, myocardial infarction and overall mortality, where values below 28 ml/kg/min present a significantly greater risk of these incidents [35–37]. It is also worth noting that higher cardiorespiratory fitness is associated with improved cognitive function and motor processes through ageing [38], which also allows for greater control of the timing of shot with cardiac rhythm, improved shot success, decision-making, alertness and memory [7–12].

When delivering FO training, instructors did not exceed an oxygen demand of 30 ml/kg/min. FO training consisted of classroom-based lectures, firearms instruction on the firing range and assailant restraint and control training. AVRO training which consisted of FO training and the addition of open country assailant search and restraint as well as vehicle stop and

restraint instruction was found to be more demanding. Instructors sustained a small but meaningful period ( $1:36 \pm 1:45$  minutes) between 35-40 ml/kg/min of equivalent  $VO_2$  during open country assailant search and restraint, which required FI to maintain instruction of officers whilst they are searching, chasing down and restraining an assailant in a simulated absconding drill, this approaches maximal intensities for some participants included in this study. Assuming FI should not be working at their maximal physical capacity while instructing others, it should be strongly recommended that these FI should hold a  $VO_{2max}$  that exceeds this bracket.

Therefore, taking into consideration a required anaerobic threshold of 25 ml/kg/min, FI who only train FOs could be recommended to have a  $VO_{2max}$  that exceeds 38.5 ml/kg/min. However, considering the significantly greater physical demands of AVRO training, instructors who train these officers could be recommended to have a  $VO_{2max}$  that noticeably exceeds 40 ml/kg/min. It is important to note here that these measurements only relate to the physical demands placed on instructors while training other law enforcement officers, they do not relate to the fulfilment of real-life operational tasks, which are highly likely to exceed these demands.

## **Cardiovascular exercise recommendations**

Utilising a multi-modal approach of cardiovascular exercise prescription seems to suggest the greatest long-term yield for adaptation not only for the cardiovascular system but also for body composition [39–41]. This would include a comprehensive strategy to train physiological outputs that would improve centrally driven factors such as cardiac output and stroke volume [42–44] concurrently with stimuli that would cause peripheral adaptations such as mitochondrial biogenesis, upregulation of capillary density and A- $VO_2$  difference, thus improving  $VO_{2max}$  as well as reducing BMI and body fat percentage [39–44]. This



involves the concurrent prescription of steady-state continuous effort exercise (SS), high-intensity interval training (HIIT) and sprint interval (SI) exercise. Evidence suggests that an 8-week 2-3x per week HIIT program will start to elicit cardiovascular central adaptations to improve  $VO_2\text{max}$  but at the cost of reduced enjoyment and increased discomfort when compared to SS training [39,45]. This alone may put individuals off its completion, furthermore, peripheral and body composition adaptations were not seen until 12 weeks, aligned with the adaptations of SS training [39–45]. Alone HIIT or SI training did not display any greater physiological adaptations long-term when compared to SS, except for a minor increase in lean muscle mass for SI compared to SS[39]. Thus, the concurrent prescription of all three modalities across a 12+ week training program is postulated to simultaneously improve central, peripheral and body composition adaptations. This will also reduce training monotony, which is a major limiting factor for training participation [46]. Therefore, a 2-3x per week 12-week training program that mixes steady state , high intensity interval and sprint interval with a focus on long-term physiological and body composition adaptations, whilst keeping sessions enjoyable, should be emphasised to minimise long-term cardiorespiratory illness in the more senior FI.

## **Limitations and further research**

The sample size of the study was limited due to access to a small specialist population, where data was also lost due to participants being called on operation while being tested. This study focused on cardiorespiratory requirements only; it did not investigate other physical requirements needed to safeguard FI from injury during role-playing, resistance and restrain scenarios. Strength and power are key requirements for many armed operational tasks and should also be considered when assessing the physical burden of instructor and officer training. An enquiry into the prevalence of musculoskeletal injuries obtained during

firearms drills could also provide an understanding of injury risk in this population, enabling the development of risk reduction strategies. It is worth noting that even though participants were instructed to refrain from caffeine and exercise, as well as arrive in a hydrated state this could not be controlled for and may have influenced their body composition assessment. Also, the use of different equipment to measure  $VO_2$ max during testing may have influence on the final testing output. An estimation calculation could be used to predict  $VO_2$ max, but there is no literature to validate its use in a 15m shuttle run test.

It should be underlined that these results apply to males but may not necessarily apply to females. The data set only included one female; even though this participant's values matched the average values obtained by the wider male cohort, one person is not representative of the wider female population. Further research focused on female firearms instructors is required to ensure that recommended values are appropriate to either gender.

Finally, these results apply to instructors delivering training, but not to real-life operational tasks. A similar enquiry on cardiorespiratory demands of operational firearms tasks could provide valuable insight into the demands of specialist officers to inform fitness testing requirements in this cohort.

## **Conclusions**

A comparison of the oxygen demands of the treadmill test and shuttle test suggested that the shuttle test provides more variable results, due to greater demands of motor control, agility and explosive strength. Therefore, a treadmill test appears to provide a more accurate evaluation of cardiorespiratory fitness, while a shuttle test may provide a more

global assessment of cardiorespiratory fitness, lower limb power and agility together. Using the outputs from the treadmill test to estimate cardio-pulmonary demands of occupational tasks, the results indicate that FI reached oxygen demands of 30 ml/kg/min when training AROs, however, this oxygen demand may reach 40 ml/kg/min when training AVROs. Therefore, FI requires high levels of cardiorespiratory fitness to withstand the physical demands of the task. This indicates that highly experienced FI should continue to maintain levels of fitness that exceed a  $VO_{2max}$  of 40 ml/kg/min even after becoming non-operational, allowing the effective delivery of training and safeguarding their long-term health.

## **Acknowledgements**

We thank Justin Dixon for comments on the manuscript and Derek Brooks for organisation and logistics, making scheduling around operational shifts, work-related requirements, and facilities a harmonious process.

## **Funding statement**

This research received funding from a large British Law Enforcement Service, that remains unnamed due to a legally binding confidentiality agreement. The funders had no role in study design, data collection and analysis, decision to publish, or preparation of the manuscript.

## **Data availability statement**

Data can be requested from [ethics@ucl.ac.uk](mailto:ethics@ucl.ac.uk) and quote Project ID: 13985/004 or through the corresponding author upon reasonable request and in line with the legally binding confidentiality agreement between University College London and the counter-signed British Law Enforcement Service.

## REFERENCES

1. Sergi TE, Bode KB, Hildebrand DA, Dawes JJ, Joyce JM. Relationship between body mass index and health and occupational performance among law enforcement officers, firefighters, and military personnel: A systematic review. *Curr Dev Nutr.* 2023;7: 100020. doi:10.1016/j.cdnut.2022.100020
2. Munir F, Clemes S, Houdmont J, Randall R. Overweight and obesity in UK firefighters. *Occup Med (Chic Ill).* 2012;62: 362–365. doi:10.1093/occmed/kqs077
3. Lessons GR, Bhakta D, McCarthy D. Development of muscle mass and body fat reference curves for white male UK firefighters. *Int Arch Occup Environ Health.* 2022;95: 779–790. doi:10.1007/s00420-021-01761-4
4. Hunter J, Sheridan A, High S, Waite. Paramedic strength and flexibility: findings of a 6-month workplace exercise randomised controlled trial. Vancouver; 2019 Aug. Available: <https://researchoutput.csu.edu.au>
5. Robinson M, Siddall A, Bilzon J, Thompson D, Greeves J, Izard R, et al. Low fitness, low body mass and prior injury predict injury risk during military recruit training: a prospective cohort study in the British Army. *BMJ Open Sport Exerc Med.* 2016;2: e000100. doi:10.1136/bmjsem-2015-000100
6. Adams EM. Human rights at work: Physical standards for employment and human rights law. *Applied Physiology, Nutrition, and Metabolism.* 2016;41: S63–S73. doi:10.1139/apnm-2015-0552
7. Thompson AG, Swain DP, Branch JD, Spina RJ, Grieco CR. Autonomic response to tactical pistol performance measured by heart rate variability. *J Strength Cond Res.* 2015;29: 926–933. doi:10.1519/JSC.0000000000000615
8. Nieuwenhuys A, Oudejans RRD. Effects of anxiety on handgun shooting behavior of police officers: a pilot study. *Anxiety Stress Coping.* 2010;23: 225–233. doi:10.1080/10615800902977494
9. Ortega E, Wang CJK. Pre-performance physiological state: heart rate variability as a predictor of shooting performance. *Appl Psychophysiol Biofeedback.* 2018;43: 75–85. doi:10.1007/s10484-017-9386-9
10. Doppelmayr M, Finkenzeller T, Sauseng P. Frontal midline theta in the pre-shot phase of rifle shooting: Differences between experts and novices. *Neuropsychologia.* 2008;46: 1463–1467. doi:10.1016/j.neuropsychologia.2007.12.026

It is made available under a [CC-BY-NC-ND 4.0 International license](#) .

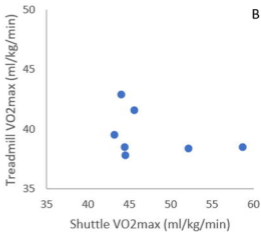
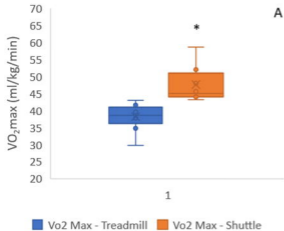
11. Gallicchio G, Finkenzeller T, Sattlecker G, Lindinger S, Hoedlmoser K. The influence of physical exercise on the relation between the phase of cardiac cycle and shooting accuracy in biathlon. *Eur J Sport Sci*. 2019;19: 567–575. doi:10.1080/17461391.2018.1535626
12. Helin P, Sihvonen T, Hanninen O. Timing of the triggering action of shooting in relation to the cardiac cycle. *Br J Sports Med*. 1987;21: 33–36. doi:10.1136/bjism.21.1.33
13. Saltin B, Calbet JAL. Point: In health and in a normoxic environment,  $\dot{V}O_{2max}$  is limited primarily by cardiac output and locomotor muscle blood flow. *J Appl Physiol*. 2006;100: 744–748. doi:10.1152/jappphysiol.01395.2005
14. Strasser B. Survival of the fittest  $\dot{V}O_{2max}$  a key predictor of longevity. *Frontiers in Bioscience*. 2018;23: 4657. doi:10.2741/4657
15. Tanita. Body composition analyser MC-980MA Instruction manual. 2010 [cited 1 Nov 2023]. Available: [https://tanita.co.th/images/media/English\\_Manual\\_MC-980MA.pdf#:~:text=MC-980MA%20Frequency%20Range,50%20%2F%2060Hz](https://tanita.co.th/images/media/English_Manual_MC-980MA.pdf#:~:text=MC-980MA%20Frequency%20Range,50%20%2F%2060Hz)
16. Łuszczki E, Bartosiewicz A, Kuchciak M, Dereń K, Oleksy Ł, Adamska O, et al. Longitudinal analysis of resting energy expenditure and body mass composition in physically active children and adolescents. *BMC Pediatr*. 2022;22: 260–272.
17. Bruce RA, Pearson R, Lovejoy FW, Yu PNG, Brothers GB. Variability of respiratory and circulatory performance during standardized exercise. *Journal of Clinical Investigation*. 1949;28: 1431–1438. doi:10.1172/JCI102208
18. Stork M, Novak J, Zeman V. Cardiopulmonary exercise testing for  $\dot{V}O_{2max}$  determining in subjects of different physical activity. 2016;46: 91–101.
19. Birks A. Validity and reliability of a modified version of the chester treadmill walking test (police) as an alternative to the 15-metre multi-stage police fitness test. Available: <http://hdl.handle.net/10034/620305>
20. Souren T, Rose E, Groepenhoff H. Comparison of two metabolic simulators used for gas exchange verification in cardiopulmonary exercise test carts. *Front Physiol*. 2021;12: 667386–667386. doi:10.3389/fphys.2021.667386
21. Alcántara JMA, Galgani JE, Jurado-Fasoli L, Dote-Montero M, Merchan-Ramirez E, Ravussin E, et al. Validity of four commercially available metabolic carts for assessing resting metabolic rate and respiratory exchange ratio in non-ventilated humans. *Clinical Nutrition*. 2022;41: 746–754. doi:10.1016/J.CLNU.2022.01.031
22. Van Hooren B, Souren T, Bongers BC. Accuracy of respiratory gas variables, substrate, and energy use from 15 CPET systems during simulated and human exercise. *Scand J Med Sci Sports*. 2024;34. doi:10.1111/sms.14490
23. Manser A. Physiological responses during performance of the 15-metre multistage shuttle run test (15mMSFT), with reference to the police fitness standards. 2019. Available: <http://hdl.handle.net/10034/623169>

It is made available under a [CC-BY-NC-ND 4.0 International license](#) .

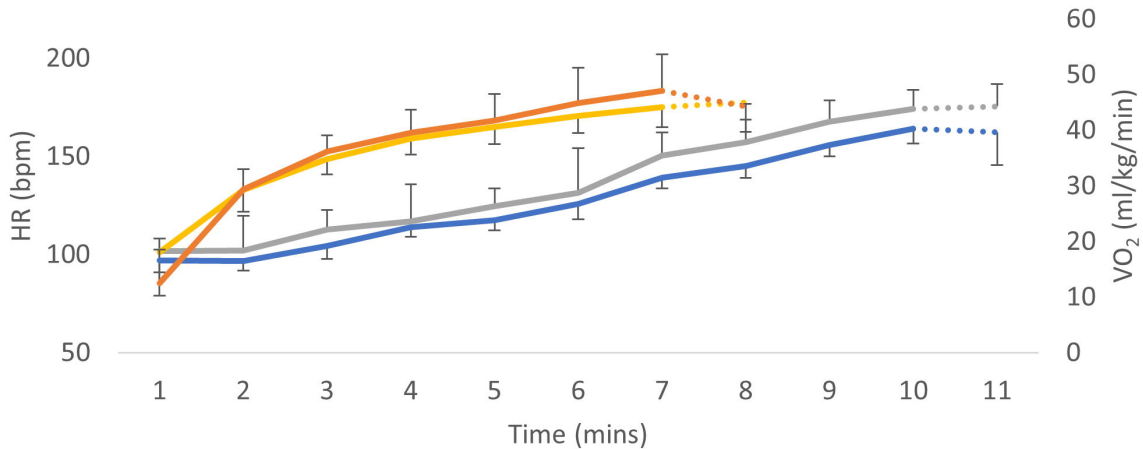
24. Macfarlane DJ, Wong P. Validity, reliability and stability of the portable Cortex Metamax 3B gas analysis system. *Eur J Appl Physiol.* 2012;112: 2539–2547. doi:10.1007/s00421-011-2230-7
25. Ramsbottom R, Brewer J, Williams C. A progressive shuttle run test to estimate maximal oxygen uptake. *Br J Sports Med.* 1988;22: 141–144. doi:10.1136/bjism.22.4.141
26. Hader K, Mendez-Villanueva A, Palazzi D, Ahmaidi S, Buchheit M. Metabolic power requirement of change of direction speed in young soccer players: not all is what it seems. *PLoS One.* 2016;11: e0149839. doi:10.1371/journal.pone.0149839
27. Morris M, Deery E, Sykes K. Chester treadmill police tests as alternatives to 15-m shuttle running. *Occup Med (Chic Ill).* 2019;69: 133–138. doi:10.1093/occmed/kqz014
28. Brewer J, Morgan N, Breivik S, Dyer A, Harmer D. Job related fitness tests for police officer specialist posts. Report Fitness Working Group National Police Improvement Agency United Kingdom. United Kingdom; 2010. Available: [https://assets.college.police.uk/s3fs-public/2020-11/fwg\\_report\\_final\\_1.pdf](https://assets.college.police.uk/s3fs-public/2020-11/fwg_report_final_1.pdf)
29. Zagatto AM, Ardigò LP, Barbieri FA, Milioni F, Dello Iacono A, Camargo BHF, et al. Performance and metabolic demand of a new repeated-sprint ability test in basketball players: Does the number of changes of direction matter? *J Strength Cond Res.* 2017;31: 2438–2446. doi:10.1519/JSC.0000000000001710
30. Kozinc Ž, Smajla D, Šarabon N. The relationship between lower limb maximal and explosive strength and change of direction ability: Comparison of basketball and tennis players, and long-distance runners. *PLoS One.* 2021;16: e0256347. doi:10.1371/journal.pone.0256347
31. Kour Buttar Scholar K, Kour Buttar K, Saboo N, Kacker S. A review: maximal oxygen uptake (VO<sub>2</sub> max) and its estimation methods. *International Journal of Physical Education, Sports and Health.* 2019;6. Available: [www.kheljournal.com](http://www.kheljournal.com)
32. Albouaini K, Egred M, Alahmar A, Wright DJ. Cardiopulmonary exercise testing and its application. *Postgrad Med J.* 2007;83: 675–682. doi:10.1136/hrt.2007.121558
33. Davis JA, Storer TW, Caiozzo VJ. Prediction of normal values for lactate threshold estimated by gas exchange in men and women. *Eur J Appl Physiol.* 1997;76: 157–164. doi:10.1007/s004210050228
34. Thompson PD, Arena R, Riebe D, Pescatello LS. ACSM’s New preparticipation health screening recommendations from ACSM’s guidelines for exercise testing and prescription, ninth edition. *Curr Sports Med Rep.* 2013;12: 215–217. doi:10.1249/JSR.0b013e31829a68cf
35. Sven G, Koch B, Ittermann T, Christoph S, Marcus D, Felix SB, et al. Influence of age, sex, body size, smoking, and  $\beta$  blockade on key gas exchange exercise parameters in an adult population. *European Journal of Cardiovascular Prevention & Rehabilitation.* 2010;17: 469–476. doi:10.1097/HJR.0b013e328336a124

It is made available under a [CC-BY-NC-ND 4.0 International license](https://creativecommons.org/licenses/by-nc-nd/4.0/) .

36. Valkeinen H, Aaltonen S, Kujala UM. Effects of exercise training on oxygen uptake in coronary heart disease: a systematic review and meta-analysis. *Scand J Med Sci Sports*. 2010;20: 545–55. doi:10.1111/j.1600-0838.2010.01133.x
37. Kodama S. Cardiorespiratory fitness as a quantitative predictor of all-cause mortality and cardiovascular events in healthy men and women. *JAMA*. 2009;301: 2024. doi:10.1001/jama.2009.681
38. Hillman CH, Weiss EP, Hagberg JM, Hatfield BD. The relationship of age and cardiovascular fitness to cognitive and motor processes. *Psychophysiology*. 2002;39: S0048577201393058. doi:10.1017/S0048577201393058
39. Langan SP, Grosicki GJ. Exercise is medicine...and the dose matters. *Front Physiol*. 2021;12. doi:10.3389/fphys.2021.660818
40. Bækkerud FH, Solberg F, Leinan IM, Wisløff U, Karlsen T, Rognmo Ø. Comparison of three popular exercise modalities on  $\dot{V}O_{2\max}$  in overweight and obese. *Med Sci Sports Exerc*. 2016;48: 491–8. doi:10.1249/MSS.0000000000000777
41. Gerosa-Neto J, Panissa VLG, Monteiro PA, Inoue DS, Ribeiro JPJ, Figueiredo C, et al. High- or moderate-intensity training promotes change in cardiorespiratory fitness, but not visceral fat, in obese men: A randomised trial of equal energy expenditure exercise. *Respir Physiol Neurobiol*. 2019;266: 150–155. doi:10.1016/j.resp.2019.05.009
42. Helgerud J, Høydal K, Wang E, Karlsen T, Berg P, Bjerkaas M, et al. Aerobic high-intensity intervals improve  $VO_{2\max}$  more than moderate training. *Med Sci Sports Exerc*. 2007;39: 665–671. doi:10.1249/mss.0b013e3180304570
43. Milanović Z, Sporiš G, Weston M. Effectiveness of high-intensity interval training (HIT) and continuous endurance training for  $VO_{2\max}$  improvements: A systematic review and meta-analysis of controlled trials. *Sports Med*. 2015;45: 1469–81. doi:10.1007/s40279-015-0365-0
44. Zhou B, Conlee RK, Jensen R, Fellingham GW, George JD, Garth Fisher A. Stroke volume does not plateau during graded exercise in elite male distance runners. *Med Sci Sports Exerc*. 2001;33: 1849–1854. doi:10.1097/00005768-200111000-00008
45. Burgomaster KA, Howarth KR, Phillips SM, Rakobowchuk M, MacDonald MJ, McGee SL, et al. Similar metabolic adaptations during exercise after low volume sprint interval and traditional endurance training in humans. *J Physiol*. 2008;586: 151–160. doi:10.1113/jphysiol.2007.142109
46. Oliveira R, Martins A, Nobari H, Nalha M, Mendes B, Clemente FM, et al. In-season monotony, strain and acute/chronic workload of perceived exertion, global positioning system running based variables between player positions of a top elite soccer team. *BMC Sports Sci Med Rehabil*. 2021;13: 126. doi:10.1186/s13102-021-00356-3







— Treadmill HR

— Shuttle HR

— Treadmill VO<sub>2</sub>

— Shuttle VO<sub>2</sub>

