

1 Primary causes and direct medical cost of heart failure among adults admitted with acute
2 decompensated heart failure in a public tertiary hospital, Kenya

3

4 **Authors:** Victor M. Wauye*¹, Chrispine O. Oduor¹, Felix A. Barasa², G. Titus Ngeno³

5

6 **Affiliations**

7 ¹Department of Internal Medicine, Moi University, Eldoret, Kenya

8 ²Department of Cardiology, Moi Teaching and Referral Hospital, Eldoret, Kenya

9 ³Division of Cardiology, Department of Medicine, Duke University, Durham, USA

10

11 ***Corresponding author:**

12 Dr. Victor Mwaka Wauye,

13 P. O. Box 85 – 50405,

14 Butula, Kenya,

15 Tel: +254 729-771-653

16 Email: vmwauye@gmail.com

17

18

19

20

21

22

23

24

25

26

27

28

29

30

31 Abstract

32 Heart failure (HF) is a major contributor of cardiovascular morbidity and mortality globally.
33 Despite its adverse impact on health outcomes in low- and middle-income countries such as
34 Kenya, data on the direct medical cost of HF hospitalization is limited.

35
36 This was a prospective study conducted at Moi Teaching and Referral Hospital. Patients with
37 HF were identified by sequential medical chart abstraction. Primary causes were extracted from
38 echocardiogram reports and adjudicated by a cardiologist. Direct medical cost of
39 hospitalization was derived using activity-based costing, micro-costing method, and payers'
40 system perspective. Drivers of overall cost were explored using linear regression models.

41
42 142 participants were consecutively recruited from September to November 2022. 51.4% were
43 females, and the overall mean age was 54 (SD 20). The leading primary cause was cor
44 pulmonale (CP), 28.9%; then dilated cardiomyopathy (DCM), 26.1%; rheumatic heart disease
45 (RHD), 19.7%; hypertensive heart disease (HHD), 16.9%; ischaemic heart disease (IHD),
46 6.3%; and pericardial disease (PD), 2.1%. Overall direct cost of HF hospitalization was Kshs.
47 11,470.94 (SD 8,289.57) per patient per day, with the mean length of hospital stay of 10.1 (SD
48 7.1). RHD incurred the highest costs, Kshs. 15,299.08 (SD 13,196.89) per patient per day, then
49 IHD, Kshs. 12,966.47 (SD 6656.49), and DCM, Kshs.12,268.08 (SD 7,816.12). Cost of
50 medications was the leading driver, $\beta = 0.56$ (0.55 – 0.56), followed by inpatient fees, $\beta = 0.27$
51 (0.27 – 0.28) and laboratory investigations, $\beta = 0.19$ (0.18 – 0.19).

52
53 Cor pulmonale, CM, RHD and HHD were the major causes of HF. The overall direct medical
54 cost of hospitalization was extremely expensive compared with the average monthly household
55 income per capita in Kenya. Widespread insurance cover is therefore recommended to cushion
56 families against such catastrophic health expenditures beside public health measures aimed at
57 addressing primary causes of HF.

58
59 **Keywords:** Primary causes, heart failure, direct medical cost, hospitalization, Moi Teaching
60 and Referral Hospital

61

62

63

64

65

66

67

68

69 **1 Introduction**

70 Cardiovascular diseases (CVDs) are the most common cause of global morbidity and mortality,
71 accounting for more than 17.9 million deaths annually in the recent years. More than 75% of
72 these deaths occur in the middle and low income countries (1). Heart failure (HF), is one of the
73 most common primary CVD diagnosis among hospitalized medical patients in Sub-Saharan
74 Africa (SSA), Kenya included (2,3). The main causes of HF in SSA have been traditionally
75 described as hypertensive heart disease (HHD), dilated cardiomyopathy (DCM) and rheumatic
76 heart disease (RHD) and less commonly, other causes of HF such as ischemic and congenital
77 cardiomyopathies (4,5).

78 Treatment of HF confers significant financial burden both to the healthcare system as well the
79 affected families, being largely driven by direct medical costs of hospitalization (6,7). Direct
80 medical costs accounted for about 60% of the total costs in a review by Cook et al. (6). There
81 is however limited data published on the cost of treatment of HF in Africa. Ogah et al. reported
82 a total cost of USD 2,128 per patient per year in Nigeria, using a broader societal costing
83 approach (8).

84 To the best of our knowledge, there is no published study on medical cost of hospitalization of
85 HF in Kenya despite the efforts towards the achievement of universal health coverage.
86 According to the 2023 Kenya Demographic Health Survey, healthcare expenditure in Kenya is
87 mainly paid for out of pocket, with only 26.5% of the Kenyans having any form of health
88 insurance (9). Of these, only 24% are covered by the government sponsored national health
89 insurance fund (NHIF), while the rest are covered by private insurance. At tertiary government
90 health facilities, about 35% of the hospitalized patients have NHIF cover (10). Furthermore, it
91 is notable that about 83% of workforce in Kenya is comprised of informal sector (11). A study
92 assessing the uptake of NHIF among informal workers in Western Kenya showed that only

93 12% had health insurance coverage, with the majority experiencing catastrophic health
94 expenditure (12), thus implying that patients with HF would be at a high risk of financial
95 catastrophe.

96 In our study, we sought to further develop the understanding of the cost of HF treatment in a
97 low-middle-income economy, by describing the primary causes of HF at Moi Teaching and
98 Referral Hospital (MTRH), Kenya, and determining the direct medical cost of hospitalization
99 among patients hospitalized with acute decompensated HF (ADHF).

100 **2 Methodology**

101 **2.1 Study design and population**

102 This was a prospective study conducted at the Moi Teaching and Referral Hospital (MTRH),
103 Kenya, over a period of three months from 01 September to 30 November 2022. MTRH is a
104 national referral hospital located in Western Kenya, with a catchment area of about 24 million
105 people. It has two wings: public and private wing, with the former being where the general
106 public seek treatment. All those who were hospitalized to the public wing medical wards and
107 cardiac care unit (CCU) with the diagnosis of ADHF based on the Modified Framingham
108 clinical criteria for HF and were aged 18 years and above were included in the study. Those
109 who were less than 18 years old, readmitted during the study period and discharged to or from
110 the MTRH private wing were excluded from the study.

111 **2.2 Case definition for the primary causes of HF**

112 Comprehensive clinical data including clinical symptoms and signs, past medical history, and
113 results of laboratory as well as imaging investigations were gathered and collated with the two-
114 dimensional doppler echocardiography (ECHO) and 12-lead electrocardiography (ECG)

115 findings. Both electrocardiograms and echocardiograms were performed by well-trained
 116 ECHO/ECG technicians at MTRH ECG/ECHO centre, according to the American Society of
 117 Cardiology guidelines (13). The findings were summarized by the principal investigator, and
 118 further confirmed by the consultant cardiologist. The most likely primary cause of HF was then
 119 established using a predetermined case definition criteria (Table 1), which was guided by the
 120 European Society of Cardiology guidelines (14). A similar criteria was previously applied in
 121 the Heart of Soweto study in South Africa (2,15), and the Sub-Saharan Africa Survey of Heart
 122 Failure which recruited participants from 9 African countries, Kenya included (4). The criteria
 123 was however tweaked to fit our set up with limited diagnostic resources.

Cause of HF	Case Definition
Hypertensive Heart Disease	Documented history or new diagnosis of HTN plus ECHO report of LVH or ECG features of LVH: LAD or Positive Cornell Voltage ECG criteria for LVH (Sum of R wave in aVL and S wave in V3 > to 2.8mV in males and 2.0mV in females) or Sokolow-Lyon criteria: sum of S in V1 or V2 and R in V5 or V6 >35mm.
Rheumatic Heart Disease	Pathological MR with at least 2 of: AMVL thickening, chordal thickening, restricted leaflet motion or excessive leaflet tip motion during systole or MS mean gradient ≥ 4 mmHg or Pathological AR with at least 2 of: AV focal thickening, coaptation defect, restricted leaflet motion or prolapse.
Ischemic Heart Disease	Regional wall abnormality plus/minus pathological Q waves defined as any Q waves >0.02s in V2-V3 or QS complex in V2-V3, or Q waves ≥ 0.03 s and ≥ 1 mm deep or QS complex in other leads in at least 2 contiguous leads.
Dilated Cardiomyopathy	Dilated ventricular chambers with reduced LVEF or dilated ventricular chambers with ECG features of LVH in the absence of HHD and IHD.
Cor Pulmonale	ECHO: Pulmonary HTN of >35mmHg (in the absence of valvular heart disease as RHD and LVEF $\leq 40\%$), TAPSE <1.7cm, right ventricular enlargement, and dilated non-collapsing IVC, and/or ECG: Right Axis Deviation, R/S amplitude ratio >1 in V1, R/S amplitude ratio <1 in V6, S ₁ Q ₃ T ₃ , or Right Bundle Branch Block and/or Documented chronic lung disease.
Pericardial Disease	Pericardial echo free fluid plus/minus any features of cardiac tamponade and indices of cardiac contusion in the absence of any identifiable causes above.

124 Table 1: Case definition for the primary causes of heart failure

125 **Abbreviations:** AR, Aortic valve; AMVL, anterior mitral valve leaflet; AV, aortic valve; ECG, electrocardiogram; ECHO,
 126 echocardiogram; HHD, hypertensive heart disease; HTN, hypertension; IHD, ischaemic heart disease; IVC, inferior vena cava;
 127 LAD, left axis deviation; LVEF, left ventricular ejection fraction; LVH, left ventricular hypertrophy; MR, mitral regurgitation;
 128 TAPSE, transannular plane systolic excursion.

129 **2.3 Direct medical costing approaches**

130 Costing was done using payers' perspective(16), with a prevalence and prospective methods
131 (17). Detailed data regarding direct medical costs were obtained from the MTRH finance
132 department in printed forms. The data included a breakdown of all the costs that each patient
133 incurred during hospitalization, from the date of admission to the point of discharge (the date
134 on which the attending physician decided that the patient be discharged, or the patient died).
135 Micro-costing technique was used to detail the cost components, which included costs related
136 to inpatient charges (nutrition, admission, physiotherapy, bed and nursing charges),
137 medications, laboratory investigations, imaging, oxygen therapy, and other utilities
138 (consumables such as syringes, gauzes, needles, nasal prongs among others) (18,19). Further,
139 direct costs included both out of pocket (OOP) and national health insurance (NHIF) payments.
140 Notably, being a public health facility with human resource remuneration largely covered by
141 the government, charges related to remuneration were not included. Moreover, indirect costs
142 such as transport and productivity losses were not included.

143 **2.4 Data collection**

144 Data were collected using interviewer administered questionnaires, and included information
145 on socio-demographic characteristics, past medical history, New York Heart Association
146 assessment (NYHA), vital signs such as blood pressure and heart rate, ancillary laboratory
147 investigations such as haemoglobin, electrolytes, urea and creatinine, lipid profile, thyroid
148 function tests, liver function tests and international normalizing ratio, chest Xray, select ECG
149 and ECHO findings. Comorbidities were physician-diagnosed and documented in the files,
150 largely based on the patients' past medical history and laboratory investigations.

151

152

153 **2.5 Statistical analysis**

154 Data were analysed using RStudio statistical software version R.4.2.2. Continuous variables
155 were reported using mean and median with respective standard deviations (SD) and
156 interquartile range (IQR). Primary causes of HF were reported using proportions and
157 percentages, with respective 95% confidence intervals (CI). Costs were reported using mean
158 (SD) as cost (in Kenya shillings) per patient per day; calculated by dividing the total cost during
159 hospitalization by the mean length of hospital stay (LOS) by the total number of participants,
160 N, and compared between the CCU and the general ward. Linear regression model with
161 standardized β -coefficients was used to determine how each cost component drove the overall
162 cost. Due to inability to delineate direct medical cost of comorbidities, the mean costs were all-
163 inclusive. However, the effect of each comorbidity on the overall cost was explored using
164 generalized linear regression model with gamma distribution and log-link function.
165 Regressions involved both bivariate and multivariate analyses. Comparisons of mean costs
166 between general ward and CCU was done using Mann-Whitney and Kruskal-Wallis non-
167 parametric tests of association. Further, sub-analysis of the overall costs was done by NYHA,
168 grade of ejection fraction, and in-hospital outcome (discharged alive or dead). Costs were
169 further converted to American dollars (USD) per the Central Bank of Kenya foreign exchange
170 rates during the study period, for which 1USD = Kshs 122.6129(20).

171 **2.6 Ethics statement**

172 A formal written and signed informed consent was obtained from the participants before
173 enrolment into the study. The informed consent described the details of the study, detailing
174 both the benefits and potential harms. Participants' data were decoded anonymously for
175 confidentiality. Further, the study was approved by the Moi University Institutional Research
176 Ethics Committee (approval number 003738 and reference number IREC/2020/187).

177 **3. Results**

178 A total of 142 participants were included in the study, after 178 cases were screened for
179 eligibility (Fig 1). The mean age was 54 (SD 17) years, with the median age of 60 (IQR 37.3,
180 70). 51.4% were females. Further, 73.9% had unskilled labour, and only 52.8% had NHIF
181 cover. The mean length of hospital stay was 10.1 (SD 7.1) days. Table 2 shows further socio-
182 demographic, laboratory, comorbidities, medications and ECG/ECHO findings.

183 [Fig 1 Recruitment schema of the participants]

184

185	Baseline characteristics		(n, %)
	Gender	Male	69 (48.59)
186		Female	73 (51.41)
	Age (years) (mean (SD) Median (IQR))¹		54.0 (20.0) 60 (37.3, 70)
187	Marital Status	Married	92 (64.8)
		Single	25 (17.6)
188		Divorced/Separated	7 (4.93)
		Widowed	18 (12.7)
189	Level of Education	Primary	85 (59.9)
		Secondary	36 (25.4)
		Tertiary	21 (14.8)
190	Occupation	Unskilled	105 (73.9)
		Students	11 (7.7)
		Skilled	15 (10.6)
191		Professional	8 (5.6)
		Retired	3 (2.1)
192	Mode of Payment	NHIF	75 (52.8)
		OOP	67 (47.2)
	LOS (mean (SD) median (IQR))¹		10.1 (7.1) 8 (5, 12.8)
193	Ward	General ward	73 (51.4)
		CCU	69 (48.6)
194	Discharge Status	Alive	115 (81.0)
		Dead	27 (19.0)
195	HF History	De novo HF	68 (47.9)
		ADCHF	74 (52.11)
196	Comorbidities	HIV	8 (5.6)
		HTN	45 (31.7)
		DM	17 (12.0)
197		Anaemia	37 (26.1)
		Chronic Lung Disease	31 (21.8)
		Liver Disease	47 (33.1)
198		Renal Insufficiency	97 (68.3)
		Thyroid Dysfunction	26 (18.3)
		Dyslipidaemia	87 (61.3)
199		Cancers	6 (4.2)
200	NYHA Stage	II	2 (1.4)
		III	87 (61.2)
		IV	53 (37.3)
201	ECG/ECHO summary	HR (bpm) ¹	105 (29) 102 (85, 121)
		Sinus	110 (77.5)
202		Atrial fibrillation	32 (22.5)
		Reduced	70 (49.3)
203		Mildly reduced	18 (12.7)
		Preserved	54 (38.0)
		RVSP ¹	60 (20) 56 (45, 75)
204		TAPSE ¹	1.5 (0.5) 1.3 (1, 1.9)
205	Medications	Diuretics	131 (92.3)
		MRAs	83 (58.5)
		ACEIs/ARBs	74 (52.1)
		SGLT2 Inhibitors	35 (24.7)
206		Vasopressors	32 (22.5)
		B-Blockers	30 (21.1)
207		Digoxin	29 (20.4)
		Amiodarone	27 (19.0)
209		CCBs	19 (13.4)

Table 2: Baseline characteristics of the participants

¹Mean (SD) |Median (IQR). **Abbreviations:** ACEIs, angiotensin converting enzyme inhibitors; ADCHF, acute decompensation of chronic heart failure; ARBs, angiotensin receptor blockers; CCB, calcium channel blockers; CCU, Cardiac care unit; DM, diabetes mellitus; HIV, human immunodeficiency virus; HR, Heart rate; MRAs, mineralocorticoids; NHIF, National health insurance fund; OOP, Out of pocket payment; RVSP, right ventricular systolic pressure; SGLT2, sodium glucose transporter-2; TAPSE, Transannular plane systolic excursion.

210 **3.1 Primary causes of HF**

211 The most common primary cause of HF was cor pulmonale (CP), accounting for 28.9% (95%
212 CI 21.1% – 37.9%) of the cases, followed by dilated cardiomyopathy (CM), 26.1% (95% CI
213 18.3% - 35.0%), rheumatic heart disease (RHD), 19.7% (95% CI 12% - 28.7%) and
214 hypertensive heart disease (HHD), 16.9% (9.2% - 25.9%) (Table 3).

Primary Cause of Heart Failure	n (%)	95% CI
Cor Pulmonale	41 (28.9)	21.1 – 37.9
Dilated cardiomyopathy	37 (26.1)	18.3 – 35.0
Rheumatic Heart Disease	28 (19.7)	12.0 – 28.7
Hypertensive Heart Disease	24 (16.9)	9.2 – 25.9
Ischaemic Heart Disease	9 (6.3)	0 – 15.3
Pericardial Disease	3 (2.1)	0 – 11.1
Total, N	142	

215 Table 3: Primary causes of heart failure

216 **3.2 Direct medical cost of HF hospitalization**

217 The mean direct medical cost of HF hospitalization was Kshs. 11,470.94 (SD 8,289.57) per
218 patient per day, with the cost in the CCU being as twice as the cost in the general ward (table
219 4). Of the cost components, cost of medications was the leading driver of the overall cost, with
220 standardized β -coefficient of 0.56 (95% CI 0.55 – 0.56), followed by the cost of inpatient fees
221 and laboratory investigations respectively (Fig 2). Stratified by the primary cause of HF, RHD
222 incurred the highest mean direct medical cost, Kshs. 15,299.08 (SD 13,196.89) per patient per
223 day (Fig 3). Overall, direct medical cost of HF hospitalization was increasingly higher among
224 those with NYHA stages III and IV, HF_rEF and HF_{mr}EF, comorbid renal and liver diseases,
225 and those who died during hospitalization (S Table 1, S Table 2, S Table 3 and S Table 4, and
226 S Fig 1).

227

228

229

Item Line	Amount (Kshs) (Mean, SD)			
	Overall	General ward	CCU	P-value
Inpatient Fees	18091.72 (20861.32)	7919.78 (4856.96)	28853.34 (25471.93)	<0.0001
Lab Investigations	22733.39 (14135.5)	20953.01 (11167.76)	24619.99 (16590.92)	0.5124
Imaging	5139.44 (4928.71)	6434.25 (5814.52)	3769.57 (3296.85)	0.0004
Medications	36694.92 (42403.40)	18833.61 (19719.78)	55591.67 (51105.17)	<0.0001
Oxygen	10044.44 (9743.60)	7960.53 (6530.91)	12373.53 (12076.73)	0.167
Other Utilities	11427.48 (12925.69)	7505.31 (4583.15)	15577.02 (17035.38)	0.0011
Cost/patient (Kshs)	99065.65 (76339.71)	65775.94 (36922.10)	134285.20 (90510.95)	<0.0001
Total cost/patient (USD)	807.44 (622.21)	536.11 (300.94)	1094.50 (737.71)	
LOS (days)	10.1 (7.1)	10.0 (6.6)	10.3 (7.7)	
Cost/patient/day (Kshs)	11470.94 (8289.57)	7687.57 (3783.92)	15473.63 (9782.79)	
Cost/patient/day (USD)	93.49 (67.56)	62.66 (30.84)	126.12 (79.74)	

230 Table 4: Direct medical cost of heart failure hospitalization

231

232 [Fig 2. Drivers of the overall direct medical cost of HF hospitalization]

233

234 [Fig 3. Stratified direct medical costs by the primary cause of HF]

235

236 4. Discussion

237 This study found that CP was the most common primary cause of HF among patients
 238 hospitalized with ADHF in MTRH, accounting for 28.9%. Other leading causes of HF were
 239 HHD, DCM and RHD, consistent with several previously published studies in Sub-Saharan
 240 Africa (SSA) (4,15,21–23). Our findings highlight the importance of CP, as well as the role of
 241 chronic lung diseases (CLDs), alongside other drivers of HF morbidity in SSA (24–26).
 242 Notably, 46.3% of those who had CP in this study had chronic obstructive lung disease, 24.4%
 243 had indeterminate pulmonary hypertension, 17.1% had post-tuberculosis lung fibrosis and
 244 bronchiectasis, 7.3% had lung masses and 4.9% had pulmonary embolism. Although we did
 245 not collect data on indoor air pollution, it is possible that indoor air pollution contributed to the
 246 high prevalence of chronic lung diseases hence CP. Recent studies conducted in Western
 247 Kenya reported significantly high levels of indoor air pollution due to biomass fuel use (27,28),
 248 and this was strongly associated with different cardiac abnormalities, differentially affecting
 249 women and those with low socioeconomic status (29,30). It is notable that more women than

250 men had HF in this study; 51.4% vs 48.6%, had CP; 56.1% vs 43.9%, and 73.9% overall had
251 unskilled labour, reflecting low socio-economic status.

252 This study found that the mean direct medical cost of HF hospitalization at MTRH was Kshs.
253 11,470.94 (SD 8,289.57) {USD 93.49 (67.56)} per patient per day. Kwok et al., in the US
254 reported a cost of USD 11,845 (SD 22,710)(31), while Zaour et al., in Canada reported USD
255 10,123 per patient per hospitalization (32). Other studies from observational cohorts in SSA
256 have estimated the of societal cost impact of HF hospitalization to be USD 2,128 per patient
257 per year (8). Comparatively, these costs are much higher than what we found, highlighting the
258 importance of healthcare service delivery context in cost modelling. It is possible that higher
259 healthcare resource utilization in the developed countries, alongside different costs of health
260 system inputs, variable health insurance coverage, and heterogeneity in the study designs
261 resulted in the differences observed (33–36). In addition, our cost estimates represent costs in
262 a government-subsidized health care system wherein, indirect costs as well as the human
263 resource costs are not charged directly to patients.

264 The 2022 Economic Survey by the Kenya National Bureau of Statistics showed that the gross
265 national income per capita in 2021 was Kshs. 20,122.23 (USD 164.01) per month(37). We
266 were not able to get data on the average monthly income of the participants in this study, but it
267 is notable that 83.5% of the participants did not complete high school, and 73.9% were
268 unskilled labourers. Therefore, our finding of Kshs 11,470.94 (USD 93.49) indirect costs per
269 patient per day would be extremely high against the Kenyan gross national income per capita,
270 posing a high risk of financial catastrophe to the affected family members and public healthcare
271 system. Although higher proportion of patients (52.8%) had national health insurance cover
272 compared to the national average (26.5%), the higher coverage rate likely represents increased
273 awareness of the importance of insurance cover and utilization among patients with chronic
274 disease seeking tertiary facility care. This notwithstanding, there remains a need to intensify

275 advocacy for and implementation of widespread national health insurance coverage among
276 patients with HF towards the achievement of universal health coverage (UHC) and sustainable
277 development goal (SDG) 3.8)(38,39). Further, there is need to intensify primary management
278 and prevention strategies among patients with HF to reduce chances of hospitalization hence
279 the high direct medical costs of hospitalization.

280 To the best of our knowledge, this was the first study in the region to stratify direct medical
281 cost of HF hospitalization by aetiology. This study found that treatment of HF caused by RHD
282 was the most expensive, costing Kshs 15,299.08 per patient per day. Sub-analysis showed that
283 of the patients with RHD, 67.9% were admitted in the cardiac intensive care unit (CCU). RHD
284 associated HF accounted for 27.5% of the total CCU admissions. Further, 28.6% of those
285 admitted with RHD associated HF died, accounting for 29.6% of all those who died (S Table
286 5). Notably, direct medical cost of those who died was twice the cost of those who were
287 discharged alive. Finally, RHD accounted for 37.8% of all the patients with atrial fibrillation
288 in this study. It is possible that additional treatment modalities such as cardioversion and
289 anticoagulation among patients with RHD and atrial fibrillation (40) increased the cost of
290 treatment. It is further arguable that most patients with RHD were critically ill at presentation,
291 were admitted to the CCU for intensive care, and a significant number died, driving the cost
292 upwards. Further studies are needed to characterize costs attributable to RHD, as well as
293 community-based prevention measures noting that RHD is a preventable disease.

294 The cost of medications was the leading driver of the overall cost as has been evidenced in
295 prior literature (41,42). The overall cost also expectedly increased with advanced NYHA (S
296 Table 1), EF (S Table 2), comorbidities particularly (S Table S, and S Fig 1), and discharge
297 status; overall cost of those who died was as twice as that of those who were discharged alive
298 (S Table 3). Additionally, overall treatment cost among those who were hospitalised in CCU
299 was twice as high as treatment cost in the general wards (Table 4). This would be because of

300 increased resource utilisation following intensive care for critically ill patients with advanced
301 stages of HF (43–49).

302 This study however had the following limitations. First, participants were recruited from a
303 public healthcare facility, hence the findings regarding cost may not be applicable to private
304 healthcare facilities. Second, the utility of the findings on cost in designing healthcare budgets
305 should be taken with caution because this study was conducted over a short period of time, and
306 it may be difficult to predict how the cost may change over a longer time horizon. However,
307 the costs reported per patient per day are intuitive and reflects daily consumption of healthcare
308 resources during hospitalization with ADHF. Finally, payer’s perspective used for costing in
309 this study could be narrow and may not reflect the total cost of HF treatment during
310 hospitalization.

311 **5. Conclusion**

312 In conclusion, cor pulmonale was the most common primary cause of HF, followed by CM,
313 RHD and HHD. The mean direct medical cost of hospitalization was Kshs. 11,470.94 per
314 patient per day. Weighted against Kenyan monthly gross national income per capita, this was
315 extremely expensive. Stratified by primary cause of HF, RHD incurred the highest direct
316 medical costs. Therefore, policies and community-oriented interventions should be put in place
317 for early recognition and treatment of CP, among other primary causes of HF in view of the
318 ongoing epidemiological transition in SSA since these causes are completely preventable.
319 Further studies are also recommended exploring causal relationship between wider causes of
320 HF in SSA, particularly with the current public health challenges of global concern such as
321 climate change and air pollution. Additionally, widespread and improved health insurance
322 coverage should be implemented to protect the affected families and the healthcare system
323 from catastrophic spending resulting from high direct medical cost of HF hospitalization amid

324 the efforts towards the achievement of universal health coverage in Kenya. Finally, more
325 extensive cost of illness studies such as societal perspective are recommended, detailing lost
326 productivity among patients hospitalized with HF.

327 **Acknowledgements**

328 The authors thank all the staff and study participants for their co-operation during the study.

329

330 **References**

- 331 1. World Health Organization. Cardiovascular diseases (CVDs) [Internet]. Cardiovascular
332 Diseases (CVDS). 2017. [https://www.who.int/news-room/fact-sheets/detail/cardio-](https://www.who.int/news-room/fact-sheets/detail/cardiovascular-diseases-(cvds))
333 [vascular-diseases-\(cvds\)](https://www.who.int/news-room/fact-sheets/detail/cardiovascular-diseases-(cvds))
- 334 2. Sliwa K, Wilkinson D, Hansen C, Ntyintyane L, Tibazarwa K, Becker A, et al. Spectrum
335 of heart disease and risk factors in a black urban population in South Africa (the Heart
336 of Soweto Study): a cohort study. *Lancet*. 2008;371(9616):915–22.
- 337 3. Kimani K, Namukwaya E, Grant L, Murray SA. What is known about heart failure in
338 sub-Saharan Africa: A scoping review of the English literature. Vol. 7, *BMJ Supportive*
339 *and Palliative Care*. BMJ Publishing Group; 2017. p. 122–7.
- 340 4. Damasceno A, Mayosi BM, Sani M, Ogah OS, Mondo C, Ojji D, et al. The Causes,
341 Treatment, and Outcome of Acute Heart Failure in 1006 Africans From 9 Countries.
342 *Arch Intern Med*. 2012 Oct 8;172(18):1386.
- 343 5. Bloomfield GS, Barasa FA, Doll JA, Velazquez EJ. Heart Failure in Sub-Saharan Africa.
344 *Curr Cardiol Rev*. 2013 May 17;9(2):157–73.
- 345 6. Cook C, Cole G, Asaria P, Jabbour R, Francis DP. The annual global economic burden
346 of heart failure. *Int J Cardiol*. 2013 Feb 15;171(3):1–9.
- 347 7. Stevens B, Pezzullo L, Verdian L, Tomlinson J, George A, Bacal F. The economic
348 burden of heart conditions in Brazil. *Arq Bras Cardiol*. 2018;111(1):29–36.
- 349 8. Ogah OS, Stewart S, Onwujekwe OE, Falase AO, Adebayo SO, Olunuga T, et al.
350 Economic burden of heart failure: Investigating outpatient and inpatient costs in
351 Abeokuta, Southwest Nigeria. *PLoS One*. 2014 Nov 21;9(11):1–17.

- 352 9. KNBS and ICF. Kenya Demographic and Health Survey 2022.Key Indicators Report..
353 Nairobi, Kenya, and Rockville, Maryland, USA; 2023. <https://dhsprogram.com/->
354 [pubs/pdf/PR143/PR143.pdf](https://dhsprogram.com/-pubs/pdf/PR143/PR143.pdf)
- 355 10. Binanay CA, Akwanalo CO, Aruasa W, Barasa FA, Corey GR, Crowe S, et al. Building
356 Sustainable Capacity for Cardiovascular Care at a Public Hospital in Western Kenya. *J*
357 *Am Coll Cardiol*. 2015;66(22):2550–60.
- 358 11. Chuma J, Okungu V. Viewing the Kenyan health system through an equity lens:
359 Implications for universal coverage. *Int J Equity Health*. 2011 May 26;10(1):1–14.
- 360 12. Maritim B, Koon AD, Kimaina A, Lagat C, Riungu E, Laktabai J, et al. “It is like an
361 umbrella covering you, yet it does not protect you from the rain”: a mixed methods study
362 of insurance affordability, coverage, and financial protection in rural western Kenya. *Int*
363 *J Equity Health*. 2023 Dec 1;22(1):1–13.
- 364 13. Rudski LG, Lai WW, Afilalo J, Hua L, Handschumacher MD, Chandrasekaran K, et al.
365 Guidelines for the Echocardiographic Assessment of the Right Heart in Adults: A Report
366 from the American Society of Echocardiography: Endorsed by the European
367 Association of Echocardiography, a registered branch of the European Society of
368 Cardiology, and the Canadian Society of Echocardiography. *J Am Soc Echocardiogr*.
369 2010 Jul 1;23(7):685–713.
- 370 14. McDonagh TA, Metra M, Adamo M, Gardner RS, Baumbach A, Böhm M, et al. 2021
371 ESC Guidelines for the diagnosis and treatment of acute and chronic heart failure. *Eur*
372 *Heart J*. 2021;42(36):3599–726.
- 373 15. Stewart S, Wilkinson D, Hansen C, Vaghela V, Mvungi R, McMurray J, et al.
374 Predominance of Heart Failure in the Heart of Soweto Study Cohort. *Circulation*. 2008
375 Dec 2;118(23):2360–7.
- 376 16. Choi H-J, Lee E-W. Methodology of Estimating Socioeconomic Burden of Disease
377 Using National Health Insurance (NHI) Data. In: Reddy S, Tavares AI, editors. Rijeka:
378 IntechOpen; 2019. p. Ch. 8.
- 379 17. Costa N, Derumeaux H, Rapp T, Garnault V, Ferlicq L, Gillette S, et al.
380 Methodological considerations in cost of illness studies on Alzheimer disease. *Health*
381 *Econ Rev*. 2012 Sep 11;2(1):1–12.

- 382 18. Turner HC, Archer RA, Downey LE, Isaranuwachai W, Chalkidou K, Jit M, et al. An
383 Introduction to the Main Types of Economic Evaluations Used for Informing Priority
384 Setting and Resource Allocation in Healthcare: Key Features, Uses, and Limitations.
385 *Front Public Heal.* 2021 Aug 25;9:722927.
- 386 19. Jo C. Cost-of-illness studies: concepts, scopes, and methods. *Clin Mol Hepatol.*
387 2014;20(4):327–37.
- 388 20. Central Bank of Kenya. Foreign Exchange Rates | CBK. 2022. [https://www.central-](https://www.central-bank.go.ke/rates/forex-exchange-rates/)
389 [bank.go.ke/rates/forex-exchange-rates/](https://www.central-bank.go.ke/rates/forex-exchange-rates/)
- 390 21. Karaye KM, Dokainish H, ElSayed A, Mondo C, Damasceno A, Sliwa K, et al. Clinical
391 Profiles and Outcomes of Heart Failure in Five African Countries: Results from INTER-
392 CHF Study. *Glob Heart.* 2021 Jul 30;16(1):50.
- 393 22. Eberly LA, Rusingiza E, Park PH, Ngoga G, Dusabeyezu S, Mutabazi F, et al.
394 Understanding the Etiology of Heart Failure Among the Rural Poor in Sub-Saharan
395 Africa: A 10-Year Experience From District Hospitals in Rwanda. *J Card Fail.*
396 2018;24(12):849–53.
- 397 23. Makubi A, Hage C, Sartipy U, Lwakatare J, Janabi M, Kisenge P, et al. Heart failure in
398 Tanzania and Sweden: Comparative characterization and prognosis in the Tanzania
399 Heart Failure (TaHeF) study and the Swedish Heart Failure Registry (SwedeHF). *Int J*
400 *Cardiol.* 2016 Oct 10;220:750.
- 401 24. Onyango EM, Onyango BM. The Rise of Noncommunicable Diseases in Kenya: An
402 Examination of the Time Trends and Contribution of the Changes in Diet and Physical
403 Inactivity. *J Epidemiol Glob Health.* 2018;8(1–2):1.
- 404 25. Xie M, Liu X, Cao X, Guo M, Li X. Trends in prevalence and incidence of chronic
405 respiratory diseases from 1990 to 2017. *Respir Res.* 2020 Feb 11;21(1):1–13.
- 406 26. Binegdie AB, Meme H, El Sony A, Haile T, Osman R, Miheso B, et al. Chronic
407 respiratory disease in adult outpatients in three African countries: a cross-sectional
408 study. *Int J Tuberc Lung Dis.* 2022 Jan 1;26(1):18.
- 409 27. Dida GO, Lutta PO, Abuom PO, Mestrovic T, Anyona DN. Factors predisposing women
410 and children to indoor air pollution in rural villages, Western Kenya. *Arch Public Heal.*
411 2022 Dec 1;80(1):1–13.

- 412 28. Musyoka D, Muindi K. A Descriptive Assessment of Household Air Pollution in Rural
413 Kitchens in Kenya. *Atmos* 2022, Vol 13, Page 2115. 2022 Dec 16;13(12):2115.
- 414 29. Lagat DK, Delong AK, Wellenius GA, Carter EJ, Bloomfield GS, Velazquez EJ, et al.
415 Factors associated with isolated right heart failure in women a pilot study from western
416 kenya. *Glob Heart*. 2014;9(2):249–54.
- 417 30. Agarwal A, Kirwa K, Eliot MN, Alenezi F, Menya D, Mitter SS, et al. Household air
418 pollution is associated with altered cardiac function among women in Kenya. *Am J*
419 *Respir Crit Care Med*. 2018 Apr 1;197(7):958–61.
- 420 31. Kwok CS, Abramov D, Parwani P, Ghosh RK, Kittleson M, Ahmad FZ, et al. Cost of
421 inpatient heart failure care and 30-day readmissions in the United States. *Int J Cardiol*.
422 2021;329:115–22.
- 423 32. Zaour N, Barbeau M, Liu N, Borrelli R, Fischer A. The cost of hospitalization and length
424 of stay for chronic heart failure cases in Canada. *Can J Cardiol*. 2015 Oct 1;31(10):S273.
- 425 33. Garcia-Escribano M, Mogues T, Juarros P. Patterns and Drivers of Health Spending
426 Efficiency. *IMF Work Pap*. 2022;2022(048):1.
- 427 34. Urbich M, Globe G, Pantiri K, Heisen M, Bennison C, Wirtz HS, et al. A Systematic
428 Review of Medical Costs Associated with Heart Failure in the USA (2014–2020).
429 *Pharmacoeconomics* 2020 3811. 2020 Aug 19;38(11):1219–36.
- 430 35. Osenenko KM, Kuti E, Deighton AM, Pimple P, Szabo SM. Burden of hospitalization
431 for heart failure in the United States: a systematic literature review. *J Manag Care Spec*
432 *Pharm*. 2022;28(2):157–67.
- 433 36. Tarricone R. Cost-of-illness analysis. What room in health economics? *Health Policy*
434 (New York). 2006;77(1):51–63.
- 435 37. Kenya National Bureau of Statistics. *Economic Survey 2022*. 2022.
- 436 38. WHO. Targets of Sustainable Development Goal 3. 2023. [https://www.who.int/europe/-](https://www.who.int/europe/-about-us/our-work/sustainable-development-goals/targets-of-sustainable-development-goal-3)
437 [about-us/our-work/sustainable-development-goals/targets-of-sustainable-development-](https://www.who.int/europe/-about-us/our-work/sustainable-development-goals/targets-of-sustainable-development-goal-3)
438 [goal-3](https://www.who.int/europe/-about-us/our-work/sustainable-development-goals/targets-of-sustainable-development-goal-3)
- 439 39. WHO. Universal health coverage (UHC). 2022. [https://www.who.int/news-room/fact-](https://www.who.int/news-room/fact-sheets/detail/universal-health-coverage-(uhc))
440 [sheets/detail/universal-health-coverage-\(uhc\)](https://www.who.int/news-room/fact-sheets/detail/universal-health-coverage-(uhc))

- 441 40. Katritsis DG, Gersh BJ, John Camm A. Anticoagulation in Atrial Fibrillation – Current
442 Concepts. *Arrhythmia Electrophysiol Rev*. 2015 Sep 1;4(2):100.
- 443 41. Wang S, Petzold M, Cao J, Zhang Y, Wang W. Direct Medical Costs of Hospitalizations
444 for Cardiovascular Diseases in Shanghai, China. *Med (United States)*. 2015;94(20):1–8.
- 445 42. Ong SC, Low JZ, Yew WY, Yen CH, Abdul Kader MASK, Liew HB, et al. Cost analysis
446 of chronic heart failure management in Malaysia: A multi-centred retrospective study.
447 *Front Cardiovasc Med*. 2022 Nov 2;9.
- 448 43. Alghamdi A, Algarni E, Balkhi B, Altowaijri A, Alhossan A. Healthcare Expenditures
449 Associated with Heart Failure in Saudi Arabia: A Cost of Illness Study. *Healthcare*. 2021
450 Aug 1;9(8).
- 451 44. Delgado JF, Oliva J, Llano M, Pascual-Figal D, Grillo JJ, Comín-Colet J, et al. Health
452 care and nonhealth care costs in the treatment of patients with symptomatic chronic heart
453 failure in Spain. *Rev Esp Cardiol (Engl Ed)*. 2014 Aug;67(8):643–50.
- 454 45. Givertz MM, Yang M, Hess GP, Zhao B, Rai A, Butler J. Resource utilization and costs
455 among patients with heart failure with reduced ejection fraction following a worsening
456 heart failure event. *ESC Hear Fail*. 2021 Jun 1;8(3):1915–23.
- 457 46. Stafylas P, Farmakis D, Kourlaba G, Giamouzis G, Tsarouhas K, Maniadakis N, et al.
458 The heart failure pandemic: The clinical and economic burden in Greece. *Int J Cardiol*.
459 2017 Jan 15;227:923–9.
- 460 47. Rihova B, Paremca J, Jarkovsky J, Miklik R, Sulcova A, Littnerova S, et al. Cardiology
461 department hospitalization costs in patients with acute heart failure vary according to
462 the etiology of the acute heart failure: Data from the AHEAD Core registry 2005–2009.
463 *Cor Vasa*. 2013 Feb 1;55(1):e7–14.
- 464 48. Chamberlain AM, Sauver JLS, Gerber Y, Manemann SM, Boyd CM, Dunlay SM, et al.
465 Multimorbidity in heart failure: A community perspective. *Am J Med [Internet]*.
466 2015;128(1):38–45.
- 467 49. Mehrotra S, Sharma TM, Bahl A. Impact of Comorbidities in Heart Failure – Prevalence,
468 Effect on Functional Status, and Outcome in Indian Population: A Single-Center
469 Experience. *J Clin Prev Cardiol*. 2019;(8):166–72.

471 **Supporting information**

472 **S Table 1. Direct medical cost by NYHA**

473 **S Table 2. Direct medical cost by EF**

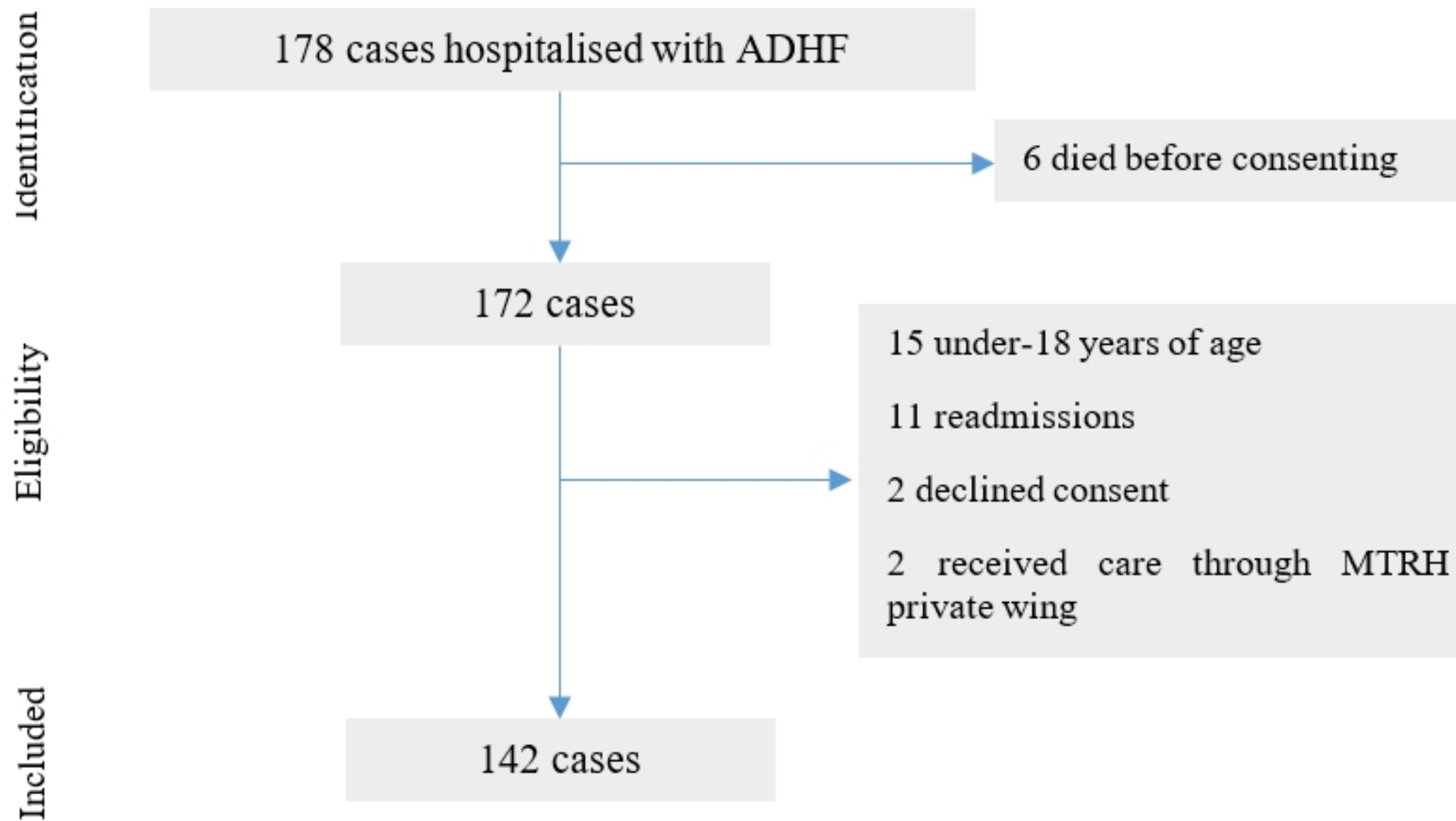
474 **S Table 3. Direct medical costs by outcome status**

475 **S Table 4. Effect of comorbidities on the overall cost**

476 **S Table 5. Baseline Characteristics per primary cause of HF**

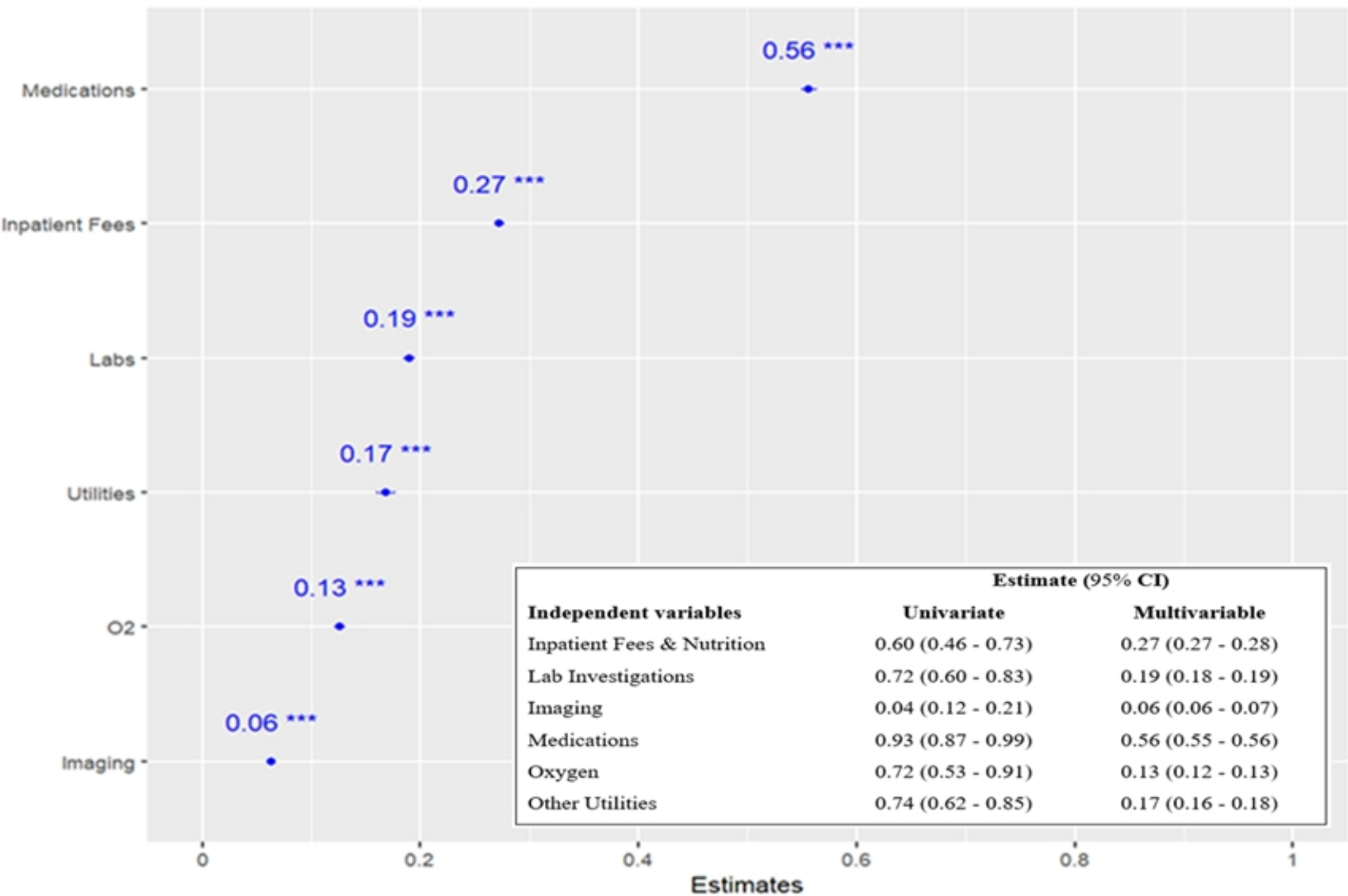
477 **S Fig 1. Coefficient plot of the effect of the comorbidities on the overall cost**

478



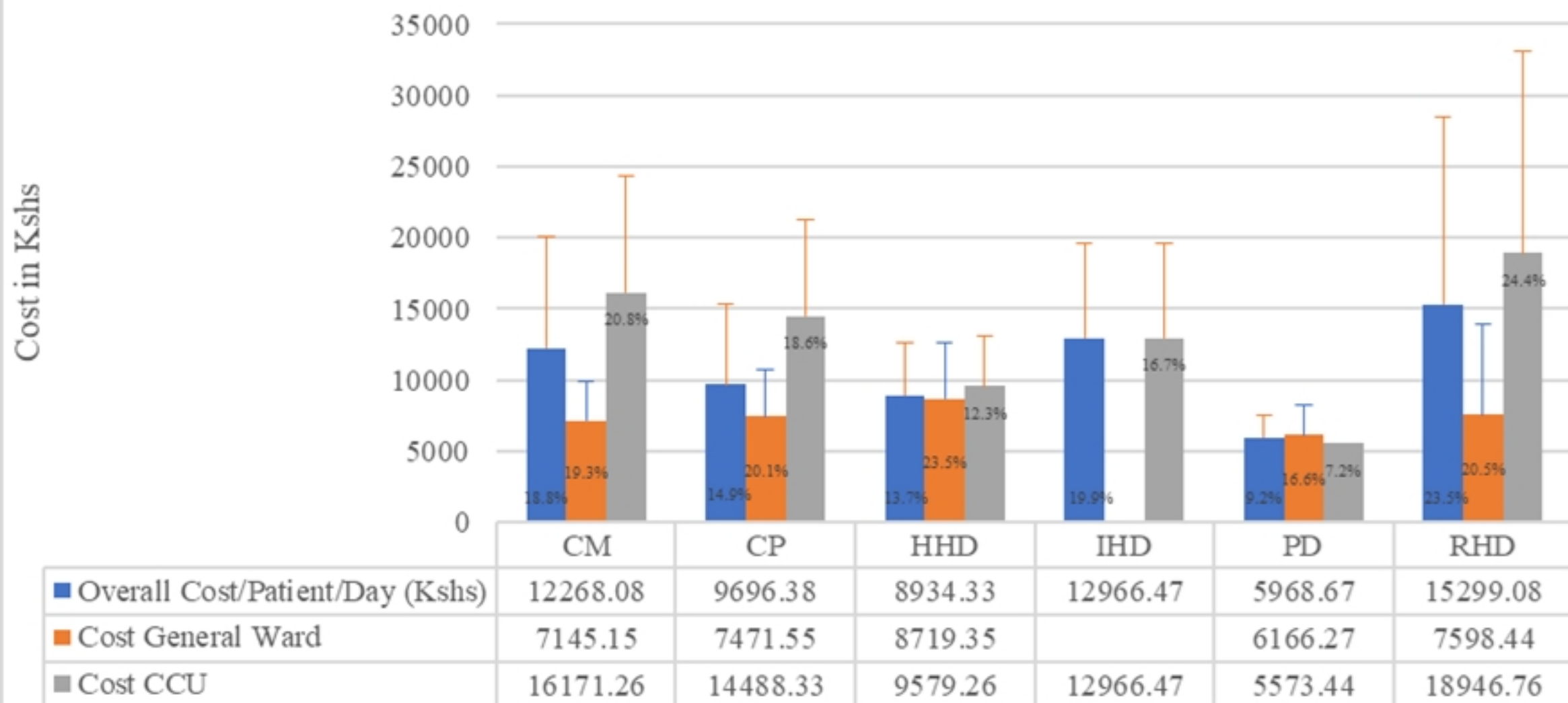
Figure

Plot of the Estimates



Figure

Stratified Direct Medical Cost of HF Hospitalization



Figure