

The Impact of Digital Adherence Technologies on Health Outcomes in Tuberculosis: A Systematic Review and Meta-Analysis

Mona S. Mohamed¹, Miranda Zary¹, Cedric Kafie¹, Chimweta I. Chilala², Shruti Bahukudumbi³, Nicola Foster², Genevieve Gore⁴, Katherine Fielding², Ramnath Subbaraman^{3,5}, Kevin Schwartzman¹

¹McGill International Tuberculosis Centre; Research Institute of the McGill University Health Centre, Montréal, Canada

²TB Centre, London School of Hygiene and Tropical Medicine, London, UK

³Department of Public Health and Community Medicine, Tufts University School of Medicine, Boston, USA

⁴Schulich Library of Physical Sciences, Life Sciences, and Engineering; McGill University, Montréal, Canada

⁵Division of Geographic Medicine and Infectious Diseases, Tufts Medical Center, Boston, USA

Word count:

Abstract: 403 words

Full text: 5341 words

Key words: Tuberculosis, digital technologies, adherence.

Correspondence: Dr. Kevin Schwartzman
Centre for Outcomes Research and Evaluation
Research Institute of the McGill University Health Centre
5252 boulevard de Maisonneuve Ouest, Room 3D.63
Montreal, Quebec H4A 3S5
CANADA
Email kevin.schwartzman@mcgill.ca

Funding: This review was supported by a grant from the Bill and Melinda Gates Foundation (grant INV-038215).

Competing Interests: Dr. Kevin Schwartzman reports research funding from the Canadian Institutes of Health Research. He has also served as chair of the Data Safety and Monitoring Board for a COVID-19 therapeutic investigated by Laurent Pharmaceuticals.

NOTE: This preprint reports new research that has not been certified by peer review and should not be used to guide clinical practice.

43 Abstract

44

45 **Background:** Suboptimal tuberculosis (TB) treatment adherence may lead to unsuccessful
46 treatment and relapse. Digital adherence technologies (DATs) may allow more person-centric
47 approaches for supporting treatment. We conducted a systematic review (PROSPERO-
48 CRD42022313166) to evaluate the impact of DATs on health outcomes in TB.

49

50 **Methods:** We searched MEDLINE, Embase, CENTRAL, CINAHL, Web of Science and
51 preprints from medRxiv, Europe PMC, and clinicaltrials.gov for relevant literature from
52 January 2000 to April 2023. We considered experimental or cohort studies reporting
53 quantitative comparisons of clinical outcomes between a DAT and the standard of care in each
54 setting.

55

56 **Results:** Seventy studies (total 58,950 participants) met inclusion criteria. They reported SMS-
57 based interventions (k=18 studies), feature phone-based interventions (k=7), medication
58 sleeves with phone calls (branded as “99DOTS,” k=5), video-observed therapy (VOT; k=17),
59 smartphone-based interventions (k=5), digital pillboxes (k=18), ingestible sensors (k=1), and
60 interventions combining 2 DATs (k=1). Overall, the use of DATs was associated with more
61 frequent treatment success in TB disease (OR = 1.18 [1.06, 1.33]; I² = 66%, k = 46), a decrease
62 in loss to follow up (OR = 0.71 [0.53, 0.94]; I² = 80%, k = 36) and an increase in adverse event
63 reporting (OR = 1.53 [1.26, 1.86]; I² = 0%, k = 9). VOT was associated with an increased
64 likelihood of treatment success in TB disease (OR 1.54 [1.09; 2.19]; I² = 0%, k = 8) and
65 treatment completion in TB infection (OR 4.69 [2.08; 10.55]; I² = 0%, k = 2) as well as an
66 increased frequency of adverse event reporting (OR = 1.79 [1.27; 2.52]; I² = 34%, k = 4). Other
67 interventions involving smartphone technologies were associated with increased treatment
68 success in TB disease (OR 1.98 [1.07; 3.65]; I² = 56%, k = 5) and a decreased frequency of loss
69 to follow up (OR = 0.31 [0.13; 0.77]; I² = 36%, k = 5). Digital pillboxes were also associated
70 with an improvement in treatment success (OR = 1.32 [1.00; 1.73]; I² = 71%, k = 11). However,
71 improved treatment success was only seen in high- and upper middle-income countries. SMS-
72 based interventions, feature-phone interventions and 99DOTS were not associated with
73 improvements in short-term clinical outcomes.

74

75 **Conclusion:** Certain DATs--notably VOT and smartphone-based interventions, in higher
76 income settings and sometimes combined with other supportive measures—may be associated
77 with improvements in treatment success and losses to follow-up, compared to standard care.
78 However, evidence remains highly variable, and generalizability limited. Higher quality data
79 are needed.

80 Introduction

81

82 Tuberculosis (TB) is currently the second leading infectious cause of death, eclipsed
83 only by the COVID-19 pandemic. About one-quarter of the world's population is estimated to
84 have been infected with *Mycobacterium tuberculosis*.^[1] In 2022, an estimated 10.6 million
85 people developed TB disease worldwide, of whom 1.3 million died.^[2]

86

87 Suboptimal adherence to treatment for TB disease may lead to treatment failure, increased risk
88 of death or relapse. To improve adherence, the World Health Organization in 1994 endorsed
89 directly observed therapy (DOT) where health workers, community volunteers or family
90 members observe and record patients taking each dose.^[3] Digital adherence technologies
91 (DATs) may facilitate more patient-centric, community rather than facility-based, and less
92 intrusive approaches for monitoring TB medication adherence than existing DOT models.^[4]
93 Depending on the setting and care model, some studies have suggested that DAT-based
94 treatment may be more effective than standard care in achieving favorable treatment
95 outcomes.^[5] However, findings regarding health outcomes have been inconsistent and may
96 vary by country income level and technology type. ^[6–8]

97

98 We conducted a systematic review and meta-analysis to evaluate the impact of DATs on health
99 outcomes in persons treated for TB disease and TB infection.

100

101

102

103 Methods

104

105 Our systematic review and meta-analysis was conducted and reported using the Preferred
106 Reporting Items for Systematic Reviews and Meta-Analyses (PRISMA) guidelines^[9] (S1
107 checklist), and followed a protocol registered as **PROSPERO-CRD42022313166**.

108

109 *Search Strategy and study selection*

110

111 On April 25th, 2023 (updated from April 14th, 2022), we searched MEDLINE(Ovid), Embase
112 (Ovid), CENTRAL (Wiley), CINAHL, Web of Science Core Collection, Europe PMC
113 preprints (including MedRxiv) and ClinicalTrials.gov (for unpublished clinical trials). from
114 January 1st, 2000, to April 14th, 2023. The search was conducted by a health sciences librarian
115 (GG) to ensure that the most suitable search terms were used. Key elements included terms that
116 denoted **tuberculosis** (disease or infection); **digital technologies** and tools (including mobile
117 phone, smartphone, video observation, medication monitors, text messaging, etc.) and **health**
118 **outcomes** (microbiologic conversion, treatment success, microbiologic cure, treatment failure,
119 death, loss to follow-up, relapse/ recurrence, subsequent TB disease after treatment for latent
120 TB infection, medication adherence, and patient-reported outcomes). More detailed
121 information about the search strategy and results is provided in S1 Table.

122

123 We also hand-searched conference abstracts from the Union World Conference on Lung Health
124 from 2004 to 2022 and cross-checked reference lists and citations of included studies as a
125 supplementary approach to identify further data sources.

126

127 We followed a PICOS format (participants, interventions, comparator, outcomes, and study
128 design) to formulate the clinical question used for including studies in the systematic review.

129

130 **Study design.** We included randomized controlled trials (RCTs), quasi-experimental studies,
131 and cohort studies.

132

133 **Population.** The population of interest were individuals diagnosed and treated for TB disease
134 or infection, including persons at risk of unfavorable outcomes (e.g., those with drug-resistant
135 disease, those living with HIV, children).

136

137 **Interventions.** We considered studies that addressed DATs intended to monitor and support
138 TB treatment adherence, including medication dosing but also visit attendance and continued
139 follow-up. This included reminding patients to take their medications, facilitating digital
140 observation of pill-taking, compiling patient dosing histories and identifying adherence
141 patterns, which facilitate patient-centric approaches for monitoring TB medication adherence.
142 We included all such interventions whether they engaged persons treated for TB, providers, or
143 both. We excluded studies where the technology was an electronic health record used only to
144 log visit attendance or if the intervention consisted only of non-automated “routine telephone
145 calls” to patients. A detailed definition for eligible DAT interventions was developed before
146 study selection and is provided in S2 Table.

147

148 **Comparator.** To be eligible for inclusion, studies had to report a comparator arm involving
149 standard care in the same settings. This included various forms of directly observed therapy
150 (DOT), self-administered therapy (SAT) or a combination of the two. Approaches to DOT
151 used as the standard of care in different studies varied substantially and could include facility-
152 based DOT (where people with TB had to visit clinics or other health facilities for in-person
153 observation of dosing), field-based DOT (where a healthcare provider or other treatment
154 supporter visited people with TB at their home or another location for observation of dosing),
155 or family DOT (where a family member or other local supporter observed dosing).

156

157 **Outcomes.** We considered short- and long-term clinical outcomes, medication adherence, and
158 patient-reported outcomes. Short-term clinical outcomes were treated as binary (yes/no) and
159 included: treatment success, treatment completion, cure, loss to follow up, treatment failure,
160 death during treatment, adverse events, emergence of anti-tuberculous drug resistance,
161 microbiological conversion of sputum smear, completion of intensive phase treatment and
162 composite outcomes of favorable or unfavorable outcomes. Short-term clinical outcomes are
163 defined in S3 Table.

164

165 Long-term clinical outcomes were also treated as binary, and included recurrence or relapse
166 (TB disease), defined as a repeat diagnosis of TB disease within 2 years of successful treatment;
167 post-treatment death, defined as death within 2 years of successful treatment for TB disease;
168 and subsequent risk of TB disease, defined as development of TB disease within 5 years of
169 treatment for TB infection.

170

171 Adherence was considered as a binary, ordinal, or continuous outcome depending on the
172 measures used in specific studies: These included indirect measures of medication adherence
173 such as pharmacy refill visits; or more direct measures of medication ingestion as indicated by
174 persons with TB themselves, DAT and DOT records, or biologic testing (e.g. drug metabolites
175 in urine). Patient-reported outcomes were based on suitably validated instruments,
176 administered to persons using or not using DATs, at comparable time points during/after
177 treatment. They included: health-related quality of life (HRQoL), functional status, perceived
178 stigma and satisfaction.

179

180 To be included, studies had to report quantitative comparisons of clinical outcomes between a
181 DAT and standard care with at least 20 participants using the DAT. Clinical outcomes could
182 include treatment outcomes, other health outcomes and/or patient reported outcomes. We
183 included data from full-text publications, preprints, or abstracts without any language
184 restriction. We excluded review articles and studies that reported purely qualitative
185 information.

186

187 After deduplication of items initially retrieved from our search, all remaining items were
188 imported into Rayyan software (Rayyan, Cambridge USA). Selection of studies involved two
189 levels of screening conducted in parallel by two independent reviewers (among MM, MZ, CK,
190 CC, SB, NF). In the first-level screen, all titles and abstracts were screened: all studies
191 addressing TB and DATs were included. A third reviewer (KS, KF, or RS) resolved conflicts.
192 In the second-level screen, two independent reviewers (MM, MZ, CK, SB and NF) screened
193 the full text of studies retained from the title and abstract review. Articles were excluded if they
194 did not meet the inclusion criteria. In the event of discordant judgment regarding suitability, a
195 third reviewer (KS) resolved conflicts. Excluded full-texts were stored and the reasons for their
196 exclusion were documented.

197

198 *Data Extraction*

199

200 Data extraction was conducted independently by two reviewers (among MM, MZ, CK, CC)
201 into a standardised template. Disagreements between reviewers were resolved by consensus
202 and discussion with a third reviewer (KS) when needed. Data extracted included study
203 characteristics (design, year of study, country, setting, sample size, inclusion and exclusion
204 criteria, limitations, strengths and conclusion), population characteristics (age, sex, number of
205 participants in each group, TB condition, drug resistance, HIV co-infection), DAT intervention
206 and comparator (type, duration, frequency of the intervention, approach if suboptimal
207 adherence was detected), and outcomes (number of events in each group, measures of effect
208 (means ratios, risk ratios, or odds ratios with respective confidence intervals).

209

210 *Quality Assessment*

211

212 Each eligible study was evaluated by two reviewers (MM, MZ, CK, CC) independently to
213 assess methodological quality. We judged trials to be either at a low, high, or unclear risk of
214 bias in seven categories using Cochrane's Assessment of Risk of Bias. (S4 Table)

215

216 Similarly, two reviewers independently evaluated each cohort study using the Newcastle
217 Ottawa Scale. (S5 Table) Disagreements were resolved through discussion between the two
218 reviewers, and with a third reviewer (KS) when needed.

219

220 *Data Synthesis*

221

222 For each included study, data were summarized in tabular format to highlight study and
223 participant characteristics, as well as key features of the DAT and comparator interventions
224 reported. Results for short-term clinical outcomes were pooled and summarized quantitatively.
225 When treatment success (which includes both successful completion and microbiologic cure)
226 and treatment completion were reported in the same study, we focused on treatment success
227 for purposes of meta-analysis. When only treatment completion was reported in a study, we
228 used those data when pooling the results for treatment success.

229

230 Results were pooled using an inverse-variance weighted random effects model to estimate
231 overall odds ratios and 95% confidence intervals. For short-term clinical outcomes, the odds
232 ratio in individual studies was calculated from the number of events in the intervention and
233 control groups. When the direct estimate required for the analysis – an odds ratio with its 95%
234 confidence intervals- was provided by the authors, it was used when pooling the data. Risk
235 ratios in individual studies were used when odds ratios were not reported. The reciprocal of
236 odds ratio for unfavorable outcomes was used to calculate the odds ratio for treatment success
237 in studies that addressed unfavorable outcomes only, and did not report treatment success. For
238 cluster-randomized trials and stepped-wedge trials we used the direct estimate from analyses
239 that properly accounted for the cluster design. When an effect measure was not reported,
240 available crude data were used to estimate odds ratios and 95% confidence intervals.

241

242 Between-study variance was estimated by the DerSimonian-Laird method [10]. The meta-
243 analysis was conducted using R version 4.2.3, R Foundation for Statistical Computing, Vienna,
244 Austria, using the *metafor*[11] and *meta*[12] packages. When substantial heterogeneity was
245 present ($I^2 > 50\%$) we conducted subgroup analyses to explore potential sources.

246

247 Pre-specified subgroup analyses considered the specific DAT interventions as well as income
248 levels in the countries where studies were conducted. Country income level was classified as
249 high, upper-middle, lower-middle or low according to the classification of the World
250 Bank.[13] When the number of pooled studies exceeded 10, publication bias was assessed
251 qualitatively by visual inspection of funnel plot symmetry and quantitatively using Egger's
252 linear regression.[14] A sensitivity analysis was completed with and without data extracted
253 from conference abstracts to confirm the robustness of the results.

254

255 Treatment adherence was summarized in tabular form and described narratively. Odds ratios
256 for adherence results with sufficiently homogeneous assessment measures were presented in
257 forest plots without pooling. When adherence was reported in binary terms, odds ratios or risk
258 ratios provided by the authors were used, or the odds ratio was estimated from the number of
259 events in the intervention and comparison groups. For continuous adherence measurements,
260 the standardized mean difference was calculated and transformed to the log odds using the
261 Hasselblad and Hedges method.[15] As reports were much sparser, results for long-term
262 clinical outcomes, and patient reported outcomes were summarized in tabular form and/ or
263 described narratively following PRISMA guidelines for best practices.

264

265 *Grading of evidence*

266

267 Finally, we rated the quality of evidence for each outcome we meta-analyzed, based on the
268 Grading of Recommendations, Assessment, Development and Evaluations (GRADE) approach

269 which considers study limitations, inconsistency of results, indirectness of evidence,
270 imprecision, and publication bias.

271

272

273 **Results**

274

275 Our search yielded 9,964 records as shown in Figure 1. After removing 2,580 duplicate records,
276 a further 6,698 items were excluded after title and abstract review, as they did not address TB
277 and/or DATs; 683 full texts were therefore retained for further eligibility screening, of which
278 56 studies met inclusion criteria. Our search of the Union Conference abstracts identified 13
279 additional studies, and one further study was identified after reviewing citations of all included
280 studies, for a total of 70 included studies. These 70 studies reported on 67 unique study
281 cohorts.[16–18]

282

283 *Characteristics of the included studies*

284

285 Of the 70 included studies, 38 were randomized controlled trials (RCTs) (including one cross-
286 over trial), five were quasi-experimental studies, and 27 were cohort studies. In those studies,
287 a total of 29,228 participants used DATs while 29,722 others received standard care. Reports
288 addressed eight types of DAT intervention: SMS-based interventions (k=18), feature phone-
289 based interventions (k=7), medication sleeves with phone calls (hereafter referred to by its
290 brand name “99DOTS” (k=5), video-observed therapy VOT (synchronous and/or
291 asynchronous) (k=17), other interventions based on smartphone technology (k=5), digital
292 pillboxes (medication event reminder monitor (MERM)) (k=18), ingestible sensors (k=1) and
293 interventions involving a combination of DATs (k=1).

294

295 VOT and ingestible sensors were exclusively used in high income countries (HICs) and upper-
296 middle income countries (UMICs), while DATs used in low-income countries (LICs) included
297 SMS, feature phone-based interventions, digital pillboxes and 99DOTS.

298

299 Of the 70 included studies, 9 used facility-based DOT as the comparator, three gave the patients
300 the choice between facility- or field-based DOT, 9 used field-based DOT provided by a health
301 worker, of which three allowed observation at home, two used DOT provided by a family
302 member or friend, 15 used DOT but did not provide further details, 9 used self-administered
303 treatment, 8 used a combination, and 15 were unclear.(S6 Table)

304

305 Among participants in the included studies, 99DOTS was provided to the largest number
306 (42.5%). A summary of study and participant characteristics is provided in Table 1, while Fig
307 2 highlights DATs reported according to country and income level. Detailed characteristics of
308 each study, participants, interventions used, and outcomes reported are listed in (S6-S8 Tables).

309

310

311 **Table 1 Summary of characteristics of included studies and participants**

Subgroups	Number of studies	Number of participants using DAT	Number of participants in SOC arm
All studies included	70	29,228	29,722
Publication type			
Full-text paper	54	14,801	14,027
Preprint	2	8,557	7,930
Abstract	13	5,301	7,230
Research letter	1	569	535
Study design			
RCT	38	12,422	10,453
Quasi-experimental	5	664	783
Cohort study*	27	16,142	18,486
DAT type			
SMS	18**	4,515	4,788**
VOT	17	1,628	2,502
MERM	18**	6,457	8,884**
Feature-phone	7	1,760	1,574
99DOTS	5	12,386	11,284
Other smartphone	5	1,377	1,774
Ingestible sensor	1	41	20
SMS+MERM	1**	1,064	1,104**
Country-income level			
Low	11	4,113	3,681
Lower-Middle	24	17,062	19,394
Upper-Middle	19	6,492	4,531
Upper-Middle and High	1	328	337
High	15	1,233	1,779
TB disease vs. infection			
TB disease	65	28,553	28,688
TB infection	4	628	987
Both	1	47	47
TB resistance for TB disease			
Drug-susceptible	40	22,797	24,172
Multi-drug resistant	2	151	211
Both drug-sensitive and drug-resistant	2	138	79
Unknown	21	5,467	4,226

312 * One study was a comparative cross-sectional study with retrospective data

313 ** Liu et al 2015 included 3 DAT arms (SMS only, MERM only and SMS and MERM (combined) and 1 control arm

314

315

316 *Risk of bias in included studies*

317

318 Performance bias was common in most RCTs, as it was not feasible to mask participants to
319 the interventions used. High risk of detection bias was also present in over 30% of the
320 studies, as outcome assessors were not blinded. All studies had either low or unclear risk of
321 selection bias. (S1 and S2 Figs).

322

323 More than 60% of the included observational studies showed high risk of bias related to
324 participant representativeness. Many studies required participants to be literate, have access to
325 a mobile phone, demonstrate digital literacy, and/or have a reliable internet connection in order
326 to participate. (S3 Fig, S9 and S10 Tables)

327

328 *Short-term clinical outcomes in TB disease*

329

330 A summary of findings for the effect of digital technologies on short-term clinical outcomes
331 in TB disease is provided in Figures 3 and 4 and S17 Table.

332

333 **Treatment success.** Overall, the use of digital technologies was associated with a small
334 increase in treatment success, with substantial heterogeneity across studies (OR = 1.18 [1.06,
335 1.33]; $I^2 = 66\%$, $k = 46$, [very low certainty evidence]). Video-observed therapy (OR 1.54
336 [1.09; 2.19]; $I^2 = 0\%$, $k = 8$, [low certainty evidence]) and smartphone-based technologies
337 (other) (OR 1.98 [1.07; 3.65]; $I^2 = 56\%$, $k = 5$, [low certainty evidence]) were each associated
338 with an increased likelihood of treatment success for persons with TB disease, as were digital
339 pillboxes) (OR 1.32 [1.00; 1.73]; $I^2 = 86\%$, $k = 11$, [low certainty evidence]) while other DAT
340 types were not. Further subgroup analysis suggested that VOT (OR = 1.55 [1.04; 2.31]; $I^2 =$
341 0% , $k = 5$) were associated with greater treatment success in high-income countries, while
342 smartphone-based technologies (OR = 2.81 [1.11; 7.14]; $I^2 = 33\%$, $k = 3$) were associated with
343 increased treatment success in upper-middle income countries. (S11 and S12 Tables, S4 Fig)
344 A supplementary meta-analysis showed that DATs used in high-income countries (OR = 1.55
345 [1.04; 2.31]; $I^2 = 0\%$, $k = 5$) or upper-middle income countries (OR = 1.23 [1.02; 1.50]; $I^2 =$
346 36% , $k = 18$) were associated with improvement in treatment success. (S16 Fig)

347

348 **Loss to follow up.** Similarly, DATs overall were associated with a significant decrease in the
349 proportion of patients lost to follow up, again with substantial heterogeneity (OR = 0.71 [0.53,
350 0.94; $I^2 = 80\%$, $k = 36$, [low certainty evidence]). Among the specific DATs, smartphone-based
351 interventions were associated with decreased likelihood of loss to follow up (OR = 0.31 [0.13;
352 0.77]; $I^2 = 36\%$, $k = 5$, [moderate certainty evidence]). (S13 Table, S5 Fig) In low-income
353 countries, loss to follow up was less frequent among persons using any DAT than among those
354 who received the local standard of care (S17 Fig).

355

356 **Treatment failure and death.** None of the digital technology interventions was associated
357 with reductions in treatment failure. (S14 Table, S8 Fig). However, digital technologies overall
358 (OR= 1.19 [1.07, 1.32]; $I^2=0\%$, $k=29$, [low certainty evidence]) and medication sleeves with
359 phone calls (99DOTS) (OR = 1.25 [1.10, 1.42; $I^2 = 0\%$, $k = 2$, [low certainty evidence]) were
360 associated with a small increase in the likelihood of death. (S15 Table, S7 Fig) Importantly,
361 clustering of participants could not be accounted for in this specific analysis.

362

363 **Adverse events.** The use of digital technologies was associated with an increase in the number
364 of persons reporting adverse events (OR = 1.53 [1.26; 1.86]; $I^2 = 0\%$, $k = 8$, [moderate certainty

365 evidence]). Subgroup analysis showed that VOT (OR = 1.79 [1.27; 2.52]; $I^2 = 0\%$, $k = 4$,
366 [moderate certainty evidence]) was associated with an increased frequency of adverse event
367 reporting. The combination of SMS and MERM (OR = 1.91 [1.27; 2.88]; $I^2 = N/A$, $k = 1$) also
368 significantly increased the number of adverse events reported. (S16 Table, S8 Fig). While in
369 most studies the number of adverse events corresponded to the number of persons who
370 reported any adverse event[19–22], in one study it referred specifically to persons for whom
371 adverse events led to longer TB treatment duration [23], and in another study it referred to
372 persons for whom adverse events led to treatment interruption.[24] Abdominal pain, nausea,
373 and vomiting were the most common adverse events reported. [19,20]

374

375 **Cure.** Seven studies reported on cure; none of the digital technology interventions was
376 associated with a difference in microbiologic cure among persons with TB disease. (S9 Fig)

377

378 **Microbiologic conversion.** Nine studies assessed microbiologic conversion of sputum smears
379 or cultures in persons with TB disease. Overall, there was no significant difference between
380 the DAT intervention and comparison groups. While eight studies addressed the proportion of
381 patients with microbiologic conversion in the DAT group compared to standard care, one study
382 [25] reported the mean time to culture conversion in the VOT group (47 days) vs. the standard
383 of care group (48 days). (S17 Table, S10 Fig)

384

385 **Completion of intensive phase treatment.** Three studies reported on completion of intensive
386 phase treatment for TB disease. None showed a significant association with DAT use. (S11
387 Fig)

388

389 **Emergence of antibiotic resistance.** Two studies reported on emergence of anti-TB antibiotic
390 resistance during treatment. Neither showed a significant association with DAT use. (S12 Fig)

391

392

393 *Publication bias*

394

395 Publication bias was assessed using funnel plots for treatment success, loss to follow up,
396 treatment failure and death. Egger's test indicated asymmetry for treatment success (Egger's
397 $\beta_0 = 0.66$ [0.16 to 1.16]; $t_{(44)} = 2.58$; $p = 0.01$) suggesting potential publication bias reflected
398 by the relative paucity of larger studies with negative findings. (Fig 6) No publication bias was
399 detected for loss to follow-up, treatment failure or death. (S13-15 Figs)

400

401 *Sensitivity analysis*

402

403 A sensitivity analysis was conducted after excluding studies reported as conference abstracts.
404 Overall findings were mostly similar, except that there was no longer a significant association
405 between DAT use in general and loss to follow-up. Similarly, there was no longer a significant
406 association between the smartphone technology-based interventions and treatment success.

407

408 *Short-term clinical outcomes in TB infection*

409

410 **Treatment completion.** Four studies (1615 participants) addressed the use of DATs (2
411 SMS[26,27], 2 VOT[28,29]) in TB infection. Three studies were conducted in HIC and one
412 study included outpatient tuberculosis clinics in three HIC and one UMIC[27]. The definition
413 of treatment completion varied across the studies. Some studies involving weekly isoniazid-
414 rifapentine treatment defined it as ingestion of 11 doses within 16 weeks[27,28], while another

415 study required ingestion of at least 80% or 90% of planned medication doses within specified
416 time intervals, i.e. $\geq 80\%$ or 90% of prescribed INH doses within 12 months, or $\geq 80\%$ or 90%
417 of prescribed rifampin doses within 6 months.[26] Overall, DAT use was associated with a
418 significant increase in treatment completion. (OR = 1.77 [0.85, 3.66; $I^2 = 77\%$, $k = 4$, [low
419 certainty evidence]). (S18 Table, Fig 5). A subgroup analysis showed that only VOT was
420 associated with improved treatment completion. (OR = 4.69 [2.08, 10.55; $I^2 = 0\%$, $k = 2$)

421 **Loss to follow up and adverse events.** Results for loss to follow-up and adverse event
422 reporting were inconsistent: one study suggested that VOT was associated with an increase in
423 loss to follow-up[29] , while another suggested that a two-way SMS-based intervention
424 increased the number of adverse events reported.[26]

425

426 *Long-term clinical outcomes*

427

428 Two cohort studies [22,30]and one RCT [31]examined the frequency of recurrence after
429 treatment for TB disease. Of these, only one cohort study suggested a lower rate of recurrence
430 in the DAT group. The others found no difference.[30]

431

432 None of the included studies assessed death after treatment completion, or subsequent risk of
433 TB disease among persons treated for TB infection.

434

435 *Adherence*

436

437 There was substantial methodological heterogeneity among studies reporting on adherence.
438 Key differences included the measurements used to assess adherence (S20 Fig), the interval
439 over which adherence was measured as well as the timing of the assessment. (S19 Table)

440

441 Of 19 studies examining SMS interventions, 13 (68%) reported adherence measures. In eight,
442 this reflected patient self-reports. Three studies assessed adherence in terms of (timely) clinic
443 attendance and one used pill-counts. When compared to simultaneous urine tests for isoniazid
444 metabolites self-reports over-reported medication ingestion. [32] Association of the SMS
445 interventions with treatment adherence was inconsistent. (Fig 7)

446

447 Of 17 studies reporting VOT interventions, 12 (71%) explicitly assessed treatment adherence,
448 based on the videos reviewed, and usually described by the ratio of observed to prescribed
449 doses. Some studies reported the proportion of doses, while others used categorical cut-offs
450 of 80% or 95% to define adherence. Most associated VOT use with improved adherence. (Fig
451 8)

452

453 Similarly, among 18 studies involving digital pillboxes, 13 (72%) assessed adherence of which
454 10 (55%) studies used the pillbox data (Fig 9). Some studies also used complementary
455 measures such as pill counts, self report by persons on treatment, or urine tests.[17,23,31] Most
456 suggested that the use of the pillboxes was associated with improved adherence.

457

458 Feature-phone based interventions were generally associated with improved adherence.[33,34]
459 For interventions that used smartphone technology, results were inconsistent. While one
460 study[35] suggested that the technology was associated with an improvement in treatment

461 adherence of persons with multi-drug resistant TB, the two other studies found conflicting
462 results among persons with drug-sensitive TB. [36,37]

463

464 *Patient-reported outcomes*

465

466 **Satisfaction.** Satisfaction of people with TB with their care was assessed in 2 SMS
467 studies.[38,39] One study assessed satisfaction at the end of the sixth month on treatment with
468 a Likert scale.[38] In this study, satisfaction appeared high and similar between SMS and
469 standard of care groups based on two general questions. Another SMS study [39] assessed
470 satisfaction with the provider–patient relationship using a more detailed 7-item questionnaire;
471 satisfaction was significantly higher in the intervention group than in the control group. (S20
472 Table)

473

474 Three VOT studies [19,20,40] used surveys to measure satisfaction among persons with TB;
475 all reported greater satisfaction among participants in the VOT groups.

476

477 Only one study [18] reported satisfaction of persons with TB with the digital pillbox, using the
478 Treatment Satisfaction Questionnaire for Medication (TSQM). It includes 14 questions across
479 four domains: Effectiveness, Convenience, Side Effects, and Global Satisfaction. Satisfaction
480 was significantly greater in the DAT group than in the control group in all domains assessed.
481 (Table 17)

482

483 **Health related quality of life.** Four studies (one SMS, one VOT, and two digital pillbox
484 studies) assessed health related quality of life (HRQOL) in persons with TB disease
485 [16,19,34,41] using DATs, while one SMS study evaluated HRQOL in persons with TB
486 infection [26]. All five studies used versions of the EuroQol questionnaires and found no
487 differences between participants in the DAT and standard care groups.

488

489 **Stigma.** One study measured TB-related stigma from the patient and family perspectives using
490 the Van Rie stigma scale. [34] It did not identify any significant difference in stigma reported
491 by persons with TB and their families supported by a feature-phone intervention vs. those who
492 received standard care.

493

494 *Special populations*

495

496 Other prespecified stratified analyses involving children, persons living with HIV, those with
497 drug resistant TB disease, and those with extrapulmonary TB disease were not conducted as
498 no sufficiently homogeneous studies were found for each subgroup.

499

500 **Discussion**

501

502 Our systematic review aimed to assess the impact of digital technologies on clinical outcomes,
503 adherence, and patient-reported outcomes among persons treated for TB disease and infection.
504 We included randomized and quasi-experimental studies, as well as cohort studies, from
505 diverse country settings.

506

507 Some digital technologies, notably those involving video observation or other smartphone
508 technologies, were associated with improved treatment success and reduced losses to follow-
509 up. They may also enhance adverse event reporting. These findings are concordant with
510 previous reviews [5,8,42,43]. Similarly, VOT was associated with improved adherence to

511 expected dosing. However, VOT and smartphone intervention studies were overwhelmingly
512 conducted in high-income and upper-middle-income countries. Hence the generalizability of
513 these findings to low-income and lower-middle-income country settings, which experience
514 most of the world’s TB incidence, may be limited. Low-income and lower-middle-income
515 countries may face greater challenges in mobile coverage and accessibility, and in health
516 system capacity to implement DATs.

517
518 Indeed, SMS-based interventions and medication sleeves with phone calls (99DOTS), which
519 were largely implemented in LMIC settings, were not consistently associated with improved
520 adherence or clinical outcomes. In fact, 99DOTs may have been associated with an increased
521 frequency of death, raising the possibility of gaps in patient supervision and support.[44]
522 However, this result should be interpreted with caution as the effect of confounders was not
523 adjusted for. Clustering was also not considered in one of the 99DOTS studies. It is also
524 possible that deaths appeared more frequent if there were fewer losses to follow-up, as the latter
525 are a key competing risk.

526
527 Digital pillbox-based interventions, which were also mostly implemented in LMIC settings,
528 also had variable associations with clinical outcomes. While digital pillboxes were associated
529 with increased medication adherence, these findings were often reported from studies that
530 compared adherence data from a “silent” pillbox (i.e., without reminders) in the control arm to
531 a pillbox that provided audiovisual reminders in the intervention arm. This approach may
532 increase risk of detection bias, as people receiving audiovisual reminders may be more inclined
533 to keep medication blister packs within the device, thereby increasing engagement with the
534 DAT. Earlier studies and a forthcoming systematic review have highlighted limits to the
535 accuracy of dose reports with 99DOTS and reveal considerable variability in the accuracy of
536 dose reports from digital pillboxes. [45–47]

537
538 The increased reporting of adverse events with the VOT and smartphone platforms is likely a
539 positive consequence of more consistent opportunities for contact with providers. Reporting
540 of more adverse events by persons treated using VOT may indicate that more medication is
541 taken. Reporting of adverse events is important to manage potential complications, and to
542 address concerns that may affect adherence to treatment.[20]

543
544 Unfortunately, no study evaluated deaths post-treatment, and most did not report on recurrent
545 TB disease or emergence of drug resistance at any time.

546
547 Importantly, many of the VOT and digital pillbox studies also included co-interventions to
548 enhance patient support, beyond dose monitoring. Examples include medication
549 reminders,[19,22,25,28,40,48–51] encouraging adverse event reporting [19,20,22,24,40,48]
550 and/or escalation via SMS, phone calls, or home visits if expected video observation was
551 missed. Some VOT interventions were coupled with motivational SMS, reimbursement of
552 mobile data costs, payment for visit attendance, or nutritional allowances. [19,20,29,48,52]
553 Similarly, for interventions that involved smartphone technologies, most studies described
554 various combinations of associated measures e.g., medication reminders, adverse event
555 reporting, instant messaging, chat groups with providers and/or other patients. [37,53,54]

556
557 The diversity of comparison strategies reported as the “standard of care” further complicates
558 interpretation and inference. While most studies indicated daily provider-administered DOT
559 (facility- or field-based) as the comparator, others used family DOT or self-administered
560 treatment, a combination of approaches, or simply did not specify.

561
562 Strengths of this review include a comprehensive search, which ultimately yielded a large
563 number of included studies (n = 70), with many participants (n = 58,797) in diverse settings,
564 permitting more detailed, stratified analyses. We also assessed the potential association of
565 DATs with a variety of outcomes.

566
567 However, our review has several limitations. Most studies reporting VOT or other smartphone
568 technology-based interventions were conducted in high- or upper-middle income countries.
569 This substantially limits generalizability of findings regarding these two technologies to lower-
570 income country settings where TB burden is highest, yet where these technologies and the
571 necessary technical and human resource infrastructure may be least accessible. Notably,
572 however, our review does report robust findings from studies in LMICs: the DAT types
573 implemented in these settings (e.g., SMS, 99DOTS, digital pillboxes) had variable or non-
574 significant impacts on treatment outcomes, which has important policy implications.

575
576 There was also substantial heterogeneity in study findings, which is not surprising given the
577 diversity of study settings, methodologies, technologies and comparators considered. This
578 limited our ability to formally pool and meta-analyze data, and made some quantitative findings
579 less robust.

580
581 We could not assess treatment success and treatment completion as separate outcomes: some
582 studies used the two terms interchangeably. While the treatment success category includes
583 both persons with microbiologic cure and those who completed treatment without known
584 microbiologic failure, most studies did not report microbiologic cure.

585
586 In this meta-analysis, we estimated odds ratios for some short-term clinical outcomes from
587 crude event numbers reported in cluster randomized trials, as no adjusted estimates were
588 provided. This may have resulted in artificially narrow confidence intervals when clustering
589 was ignored.

590
591 We focused on evidence from RCTs, quasi-experimental studies and cohort studies. For this
592 reason, cross-sectional studies which assessed patient-reported outcomes—often without a
593 comparison group—were excluded. More generally, there was very limited evidence around
594 the use of DATs in persons with drug-resistant TB, in children, or in persons living with HIV.

595 596 **Conclusion**

597
598 While the evidence base remains incomplete, and generalizability of studies often limited, this
599 systematic review nonetheless synthesizes relevant information and identifies further evidence
600 gaps. It provides insights into how some DATs can be successfully used to support curative
601 and preventive TB treatment. VOT and smartphone interventions were associated with
602 increased treatment success in high-income settings and should strongly be considered together
603 with digital pillboxes as alternatives to DOT when appropriate. SMS, 99DOTS, and other
604 feature-phone based interventions did not improve treatment success or had highly variable
605 findings, with most studies conducted in LMIC settings. This finding has important policy
606 implications and raises questions regarding investments in the DATs as currently designed and
607 implemented. With the rapid growth of technology and mobile usage worldwide, programs,

608 patients, and providers will increasingly look to digital technologies for support. The
609 combination and fine-tuning of different support interventions, with a more personalized
610 delivery approach, is promising. However, there remain substantial knowledge gaps with
611 respect to key populations and to longer-term health outcomes. Beyond issues of
612 generalizability to settings and populations which bear the highest TB burdens, there also
613 remain important questions related to implementation and logistics. Further research is urgently
614 needed to rethink approaches to DATs—and to inform non-DAT-based approaches to
615 improving TB treatment outcomes in LMICs.

References

1. Houben RMGJ, Dodd PJ. The Global Burden of Latent Tuberculosis Infection: A Re-estimation Using Mathematical Modelling. 2016. doi:10.1371/journal.pmed.1002152
2. Global tuberculosis report 2023. 2023 [cited 17 Dec 2023]. Available: <https://iris.who.int/>.
3. World Health Organization. Global Tuberculosis Control - Surveillance, Planning, Financing, 2004 : WHO report 2004. World Health Organization; 2004.
4. Subbaraman R, De Mondesert L, Musiimenta A, Pai M, Mayer KH, Thomas BE, et al. Digital adherence technologies for the management of tuberculosis therapy: mapping the landscape and research priorities Analysis. *BMJ Glob Health*. 2018;3: 1018. doi:10.1136/bmjgh-2018-001018
5. Ngwatu BK, Nsengiyumva NP, Oxlade O, Mappin-Kasirer B, Nguyen NL, Jaramillo E, et al. The impact of digital health technologies on tuberculosis treatment: a systematic review. *Eur Respir J*. 2018;51. doi:10.1183/13993003.01596-2017
6. Wong YJ, Ng KY, Lee SWH. Digital health use in latent tuberculosis infection care: A systematic review. *Int J Med Inform*. 2022;159: 104687. doi:10.1016/J.IJMEDINF.2022.104687
7. Truong CB, Tanni KA, Qian J. Video-Observed Therapy Versus Directly Observed Therapy in Patients With Tuberculosis. *Am J Prev Med*. 2022;62: 450–458. doi:10.1016/J.AMEPRE.2021.10.013
8. Ridho A, Alfian SD, van Boven JFM, Levita J, Yalcin EA, Le L, et al. Digital Health Technologies to Improve Medication Adherence and Treatment Outcomes in Patients With Tuberculosis: Systematic Review of Randomized Controlled Trials. *J Med Internet Res*. 2022;24. doi:10.2196/33062
9. Page MJ, McKenzie JE, Bossuyt PM, Boutron I, Hoffmann TC, Mulrow CD, et al. The PRISMA 2020 statement: An updated guideline for reporting systematic reviews. *PLoS Med*. 2021;18: e1003583. doi:10.1371/JOURNAL.PMED.1003583
10. DerSimonian R, Laird N. Meta-analysis in clinical trials. *Control Clin Trials*. 1986;7: 177–188. doi:10.1016/0197-2456(86)90046-2
11. Viechtbauer W. Conducting Meta-Analyses in R with the metafor Package. *JSS Journal of Statistical Software*. 2010. Available: <http://www.jstatsoft.org/>
12. Balduzzi S, Rücker G, Schwarzer G. How to perform a meta-analysis with R: A practical tutorial. *Evid Based Ment Health*. 2019;22: 153–160. doi:10.1136/ebmental-2019-300117
13. New World Bank country classifications by income level: 2022-2023. [cited 12 Nov 2023]. Available: <https://blogs.worldbank.org/opendata/new-world-bank-country-classifications-income-level-2022-2023>
14. Egger M, Smith GD, Schneider M, Minder C. Papers Bias in meta-analysis detected by a simple, graphical test. *BMJ*. 1997.
15. Hasselblad V, Hedges L V. Meta-Analysis of Screening and Diagnostic Tests. *Psychol Bull*. 1995;117: 167–178. doi:10.1037/0033-2909.117.1.167

16. Manyazewal T, Woldeamanuel Y, Fekadu A, Holland DP, Marconi VC. Effect of Digital Medication Event Reminder and Monitor-Observed Therapy vs Standard Directly Observed Therapy on Health-Related Quality of Life and Catastrophic Costs in Patients with Tuberculosis: A Secondary Analysis of a Randomized Clinical Trial. *JAMA Netw Open*. 2022;5: E2230509. doi:10.1001/jamanetworkopen.2022.30509
17. Manyazewal T, Woldeamanuel Y, Holland DP, Fekadu A, Marconi VC. Effectiveness of a digital medication event reminder and monitor device for patients with tuberculosis (SELFTB): a multicenter randomized controlled trial. *BMC Med*. 2022;20. doi:10.1186/s12916-022-02521-y
18. Manyazewal T, Woldeamanuel Y, Getinet T, Hoover A, Bobosha K, Fuad O, et al. Patient-reported usability and satisfaction with electronic medication event reminder and monitor device for tuberculosis: a multicentre, randomised controlled trial. *EClinicalMedicine*. 2023;56. doi:10.1016/j.eclinm.2022.101820
19. Story A, Aldridge RW, Smith CM, Garber E, Hall J, Ferenando G, et al. Smartphone-enabled video-observed versus directly observed treatment for tuberculosis: a multicentre, analyst-blinded, randomised, controlled superiority trial. *The Lancet*. 2019;393: 1216–1224. doi:10.1016/S0140-6736(18)32993-3
20. Ravenscroft L, Kettle S, Persian R, Ruda S, Severin L, Doltu S, et al. Video-observed therapy and medication adherence for tuberculosis patients: Randomised controlled trial in Moldova. *European Respiratory Journal*. 2020;56. doi:10.1183/13993003.00493-2020
21. Dewi FST, Sudiya S, Supriyati Supriyati, Utarini A. Preparing Short Message Service Reminders to Improve Treatment Adherence among Tuberculosis Patients in Sleman District, Indonesia. *Indian J Community Med*. 2019;44: 81–87. doi:10.4103/IJCM.IJCM_207_18
22. Guo X, Yang Y, Takiff HE, Zhu M, Ma J, Zhong T, et al. A comprehensive app that improves tuberculosis treatment management through video-observed therapy: Usability study. *JMIR Mhealth Uhealth*. 2020;8. doi:10.2196/17658
23. Liu X, Lewis JJ, Zhang H, Lu W, Zhang S, Zheng G, et al. Effectiveness of Electronic Reminders to Improve Medication Adherence in Tuberculosis Patients: A Cluster-Randomised Trial. *PLoS Med*. 2015;12. doi:10.1371/journal.pmed.1001876
24. Chuck C, Robinson E, Macaraig M, Alexander M, Burzynski J. Enhancing management of tuberculosis treatment with video directly observed therapy in New York City. *International Journal of Tuberculosis and Lung Disease*. 2016;20: 588–593. doi:10.5588/ijtld.15.0738
25. Perry A, Chitnis A, Chin A, Hoffmann C, Chang L, Robinson M, et al. Real-world implementation of video-observed therapy in an urban TB program in the United States. *International Journal of Tuberculosis and Lung Disease*. 2021;25: 655–661. doi:10.5588/ijtld.21.0170
26. Johnston JC, van der Kop ML, Smillie K, Ogilvie G, Marra F, Sadatsafavi M, et al. The effect of text messaging on latent tuberculosis treatment adherence: A randomised controlled trial. *European Respiratory Journal*. 2018;51. doi:10.1183/13993003.01488-2017
27. Belknap R, Holland D, Feng PJ, Millet JP, Cayla JA, Martinson NA, et al. Self-administered versus directly observed once-weekly isoniazid and rifapentine treatment of latent tuberculosis infection. *Ann Intern Med*. 2017;167: 689–697. doi:10.7326/M17-1150

28. Lam CK, Pilote KMG, Haque A, Burzynski J, Chuck C, Macaraig M. Using video technology to increase treatment completion for patients with latent tuberculosis infection on 3-month isoniazid and rifapentine: An implementation study. *J Med Internet Res*. 2018;20. doi:10.2196/jmir.9825
29. Chen SH, Wang I, Hsu HL, Huang CC, Liu YJ, Putri DU, et al. Advantage in privacy protection by using synchronous video observed treatment enhances treatment adherence among patients with latent tuberculosis infection. *J Infect Public Health*. 2020;13: 1354–1359. doi:10.1016/j.jiph.2020.03.013
30. Doltu S, Ciobanu A, Sereda Y, Persian R, Ravenscroft L, Kasyan L, et al. Short and long-term outcomes of video observed treatment in tuberculosis patients, the Republic of Moldova. *J Infect Dev Ctries*. 2021;15: 175-245. doi:10.3855/jidc.14601
31. Liu X, Thompson J, Dong H, Sweeney S, Li X, Yuan Y, et al. Digital adherence technologies to improve tuberculosis treatment outcomes in China: a cluster-randomised superiority trial. *Lancet Glob Health*. 2023;11: e693–e703. doi:10.1016/S2214-109X(23)00068-2
32. Mohammed S, Glennerster R, Khan AJ. Impact of a daily SMS medication reminder system on tuberculosis treatment outcomes: A randomized controlled trial. *PLoS One*. 2016;11. doi:10.1371/journal.pone.0162944
33. Santra S, Garg S, Basu S, Sharma N, Singh MM, Khanna A. The effect of a mhealth intervention on anti-tuberculosis medication adherence in Delhi, India: A quasi-experimental study. *Indian J Public Health*. 2021;65: 34–38. doi:10.4103/ijph.IJPH_879_20
34. Khachadourian V, Truzyan N, Harutyunyan A, Petrosyan V, Davtyan H, Davtyan K, et al. People-centred care versus clinic-based DOT for continuation phase TB treatment in Armenia: A cluster randomized trial. *BMC Pulm Med*. 2020;20. doi:10.1186/s12890-020-1141-y
35. Zhou X, Zuo T, Zhao X, Cheng T, Zhao J. Effect of mobile app-based nursing health education on patients with pulmonary multidrug-resistant tuberculosis. 49th Union World Conference on Lung Health. The Hague, The Netherlands: International Union Against Tuberculosis and Lung Disease (The Union); 2018. p. S288.
36. Haslinda Noor I. JMH. EFFECTIVENESS OF HEALTH EDUCATION MODULE DELIVERED THROUGH WHATSAPP TO ENHANCE TREATMENT ADHERENCE AND SUCCESSFUL OUTCOME OF TUBERCULOSIS IN SEREMBAN DISTRICT, NEGERI SEMBILAN, MALAYSIA. *International Journal of Public Health and Clinical Sciences*. 2019;6. doi:10.32827/ijphcs.6.4.145
37. Zhang M, Wang G, Najmi H, Yaqoob A, Li T, Xia Y, et al. OPEN ACCESS EDITED BY Digitizing tuberculosis treatment monitoring in Wuhan city, China, Impact on medication adherence. 2023.
38. Bediang G, Stoll B, Elia N, Abena JL, Geissbuhler A. SMS reminders to improve adherence and cure of tuberculosis patients in Cameroon (TB-SMS Cameroon): A randomised controlled trial. *BMC Public Health*. 2018;18. doi:10.1186/s12889-018-5502-x
39. Gashu KD, Gelaye KA, Lester R, Tilahun B. Effect of a phone reminder system on patient-centered tuberculosis treatment adherence among adults in northwest ethiopia: A randomised controlled trial. *BMJ Health Care Inform*. 2021;28. doi:10.1136/bmjhci-2020-100268

40. Guo P, Qiao W, Sun Y, Liu F, Wang C. Telemedicine technologies and tuberculosis management: A randomized controlled trial. *Telemedicine and e-Health*. 2020;26: 1150–1156. doi:10.1089/tmj.2019.0190
41. Saha S, Saxena D, Raval D, Halkarni N, Doshi R, Joshi M, et al. Tuberculosis Monitoring Encouragement Adherence Drive (TMEAD): Toward improving the adherence of the patients with drug-sensitive tuberculosis in Nashik, Maharashtra. *Front Public Health*. 2022;10. doi:10.3389/FPUBH.2022.1021427/FULL
42. Alipanah N, Jarlsberg L, Miller C, Linh NN, Falzon D, Jaramillo E, et al. Adherence interventions and outcomes of tuberculosis treatment: A systematic review and meta-analysis of trials and observational studies. *PLoS Med*. 2018;15. doi:10.1371/journal.pmed.1002595
43. Oeser C, Rangaka MX, Abubakar I. Digital approaches to reducing TB treatment loss to follow-up. *Int J Tuberc Lung Dis*. 2023;27: 432–437. doi:10.5588/IJTL.23.0027
44. Thekkur P, Kumar ANV, Chinnakali P, Selvaraju S, Bairy R, Singh AR, et al. Outcomes and implementation challenges of using daily treatment regimens with an innovative adherence support tool among HIV-infected tuberculosis patients in Karnataka, India: a mixed-methods study. *Glob Health Action*. 2019;12. doi:10.1080/16549716.2019.1568826
45. Subbaraman R, Thomas BE, Kumar JV, Lubeck-Schricker M, Khandewale A, Thies W, et al. Measuring Tuberculosis Medication Adherence: A Comparison of Multiple Approaches in Relation to Urine Isoniazid Metabolite Testing Within a Cohort Study in India. *Open Forum Infect Dis*. 2021;8. doi:10.1093/OFID/OFAB532
46. Bionghi N, Daftary A, Maharaj B, Msibi Z, Amico KR, Friedland G, et al. Pilot evaluation of a second-generation electronic pill box for adherence to Bedaquiline and antiretroviral therapy in drug-resistant TB/HIV co-infected patients in KwaZulu-Natal, South Africa. [cited 14 Dec 2023]. doi:10.1186/s12879-018-3080-2
47. Van Den Boogaard J, Lyimo RA, Boeree MJ, Kibiki GS, Aarnoutse RE. Electronic monitoring of treatment adherence and validation of alternative adherence measures in tuberculosis patients: a pilot study. *Bull World Health Organ*. 2011;89: 632–639. doi:10.2471/BLT.11.086462
48. Garfein RS, Liu L, Cuevas-Mota J, Collins K, Muñoz F, Catanzaro DG, et al. Tuberculosis treatment monitoring by video directly observed therapy in 5 health districts, California, USA. *Emerg Infect Dis*. 2018;24: 1806–1815. doi:10.3201/eid2410.180459
49. Lippincott CK, Perry A, Munk E, Maltas G, Shah M. Tuberculosis treatment adherence in the era of COVID-19. *BMC Infect Dis*. 2022;22. doi:10.1186/s12879-022-07787-4
50. Bachina P, Lippincott CK, Perry A, Munk E, Maltas G, Bohr R, et al. Programmatic Adoption and Implementation of Video-Observed Therapy in Minnesota: Prospective Observational Cohort Study. *JMIR Form Res*. 2022;6. doi:10.2196/38247
51. Wei X, Hicks JP, Zhang Z, Haldane V, Pasang P, Li L, et al. Effectiveness of a comprehensive package based on electronic medication monitors at improving treatment outcomes among tuberculosis patients in Tibet: a multi-centre randomised controlled trial. 2023. Available: <https://ssrn.com/abstract=4387313>

52. Burzynski J, Mangan JM, Lam CK, Macaraig M, Salerno MM, Decastro BR, et al. In-Person vs Electronic Directly Observed Therapy for Tuberculosis Treatment Adherence: A Randomized Noninferiority Trial. *JAMA Netw Open*. 2022;5. doi:10.1001/jamanetworkopen.2021.44210
53. Iribarren SJ, Milligan H, Chirico C, Goodwin K, Schnall R, Telles H, et al. Patient-centered mobile tuberculosis treatment support tools (TB-TSTs) to improve treatment adherence: A pilot randomized controlled trial exploring feasibility, acceptability and refinement needs. 2022. doi:10.1016/j
54. Zhdanova SN, Ogarkov OB, Heysell SK. Mobile health intervention for outpatient treatment of tuberculosis and HIV infection. *Acta Biomed Sci*. 2020;5: 46–53. doi:10.29413/ABS.2020-5.3.7

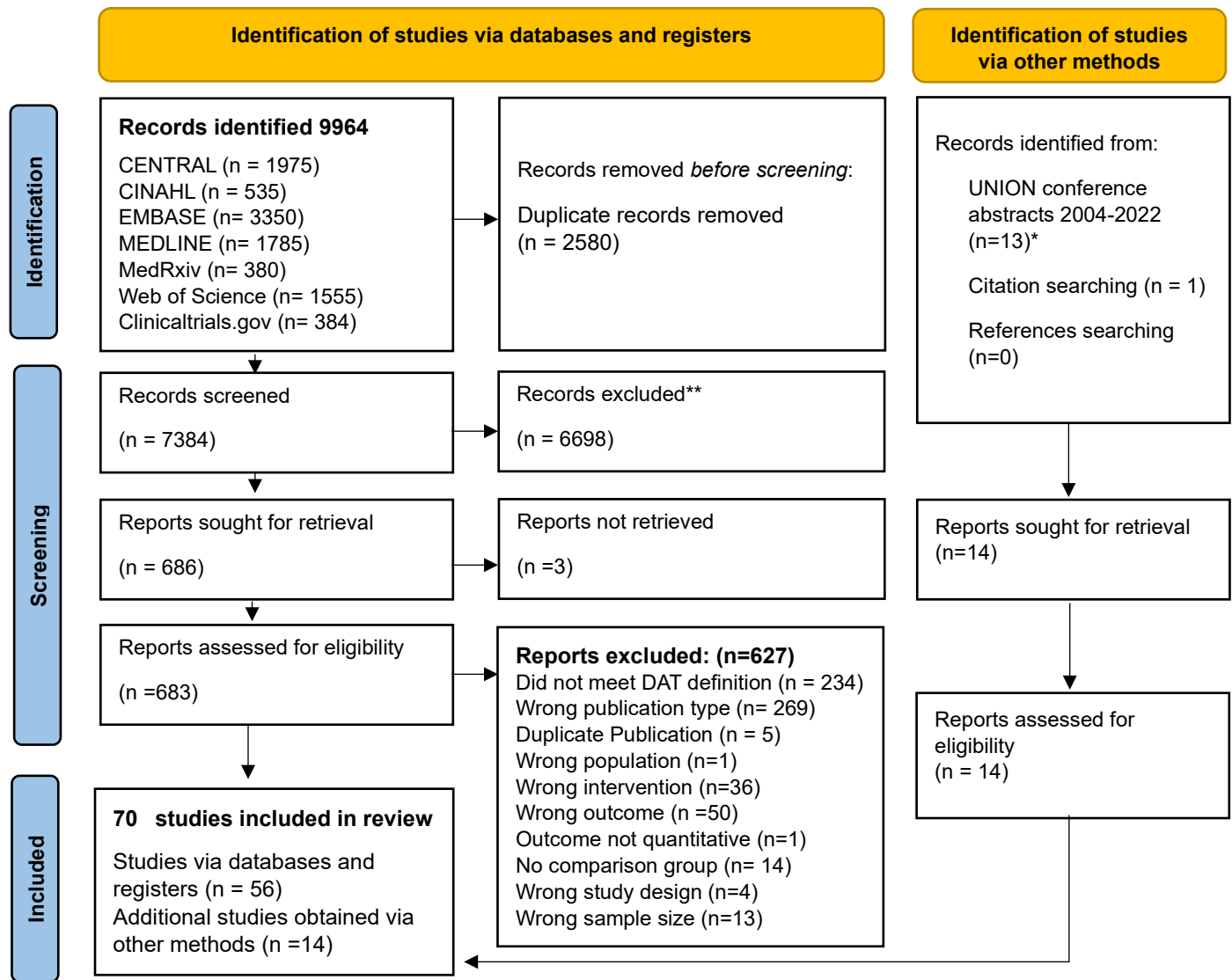


Fig 1 The PRISMA flow diagram explaining the flow of information through the different phases of the systematic review. *One UNION conference abstract was published in March 2023 as a Lancet preprint that was not caught in the search via Europe PMC database. The preprint was included instead.

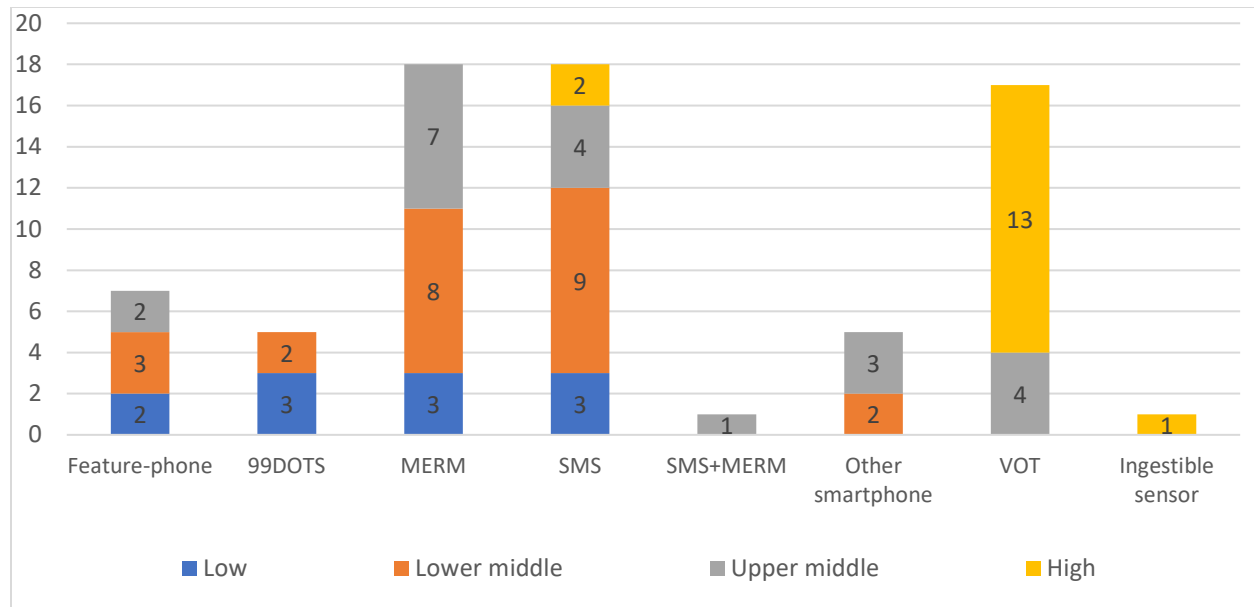


Fig 2 Distribution of DATs by country-income-level. **MERM** digital pillboxes, **SMS+ MERM** a combination of SMS-based intervention and digital pillboxes, **VOT** video observed therapy. One study included 3 different DAT intervention arms, and one was conducted in several upper-middle and high-income countries.

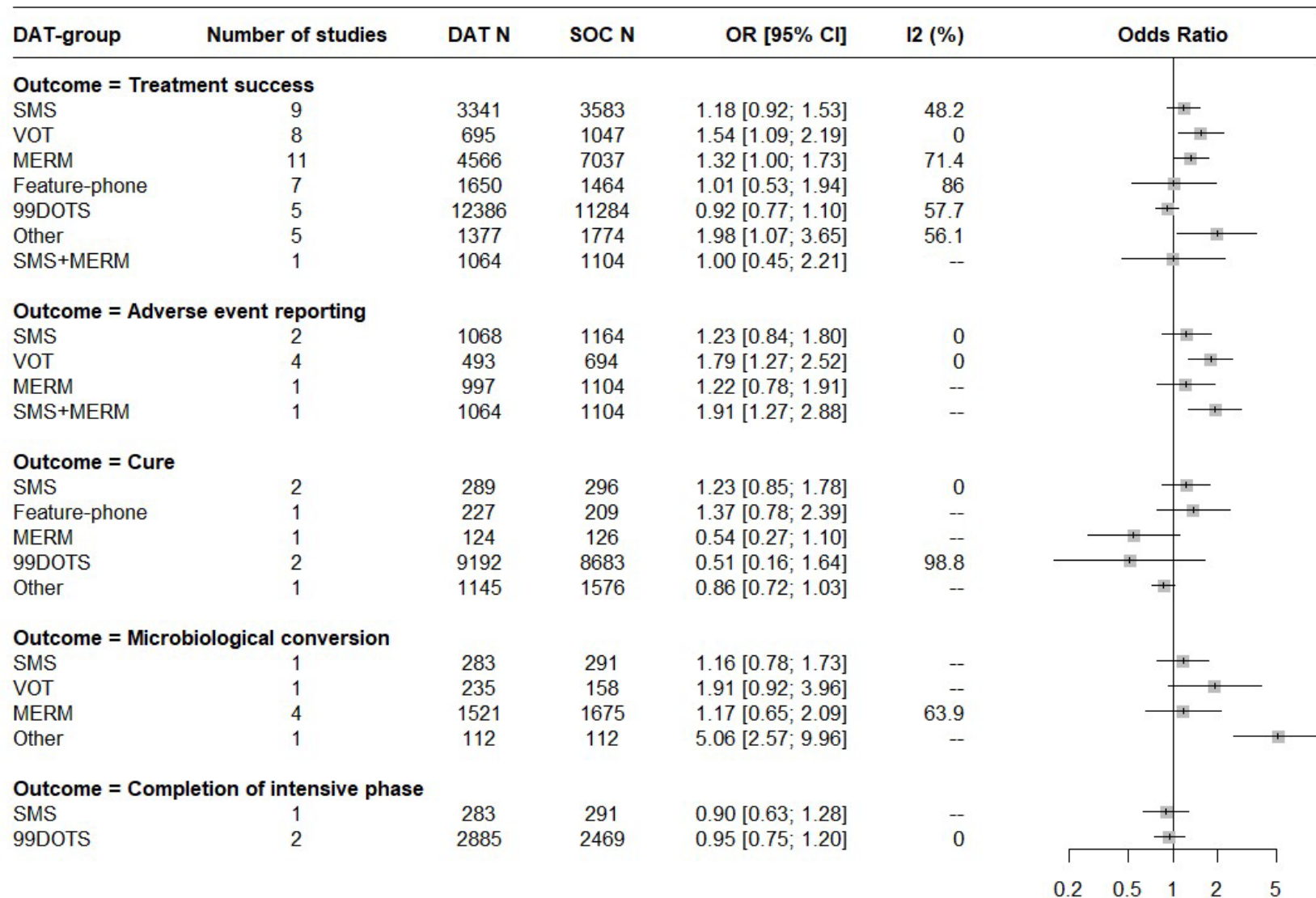


Fig 3 Pooled estimates for favorable short-term clinical outcomes in TB disease stratified by type of DAT

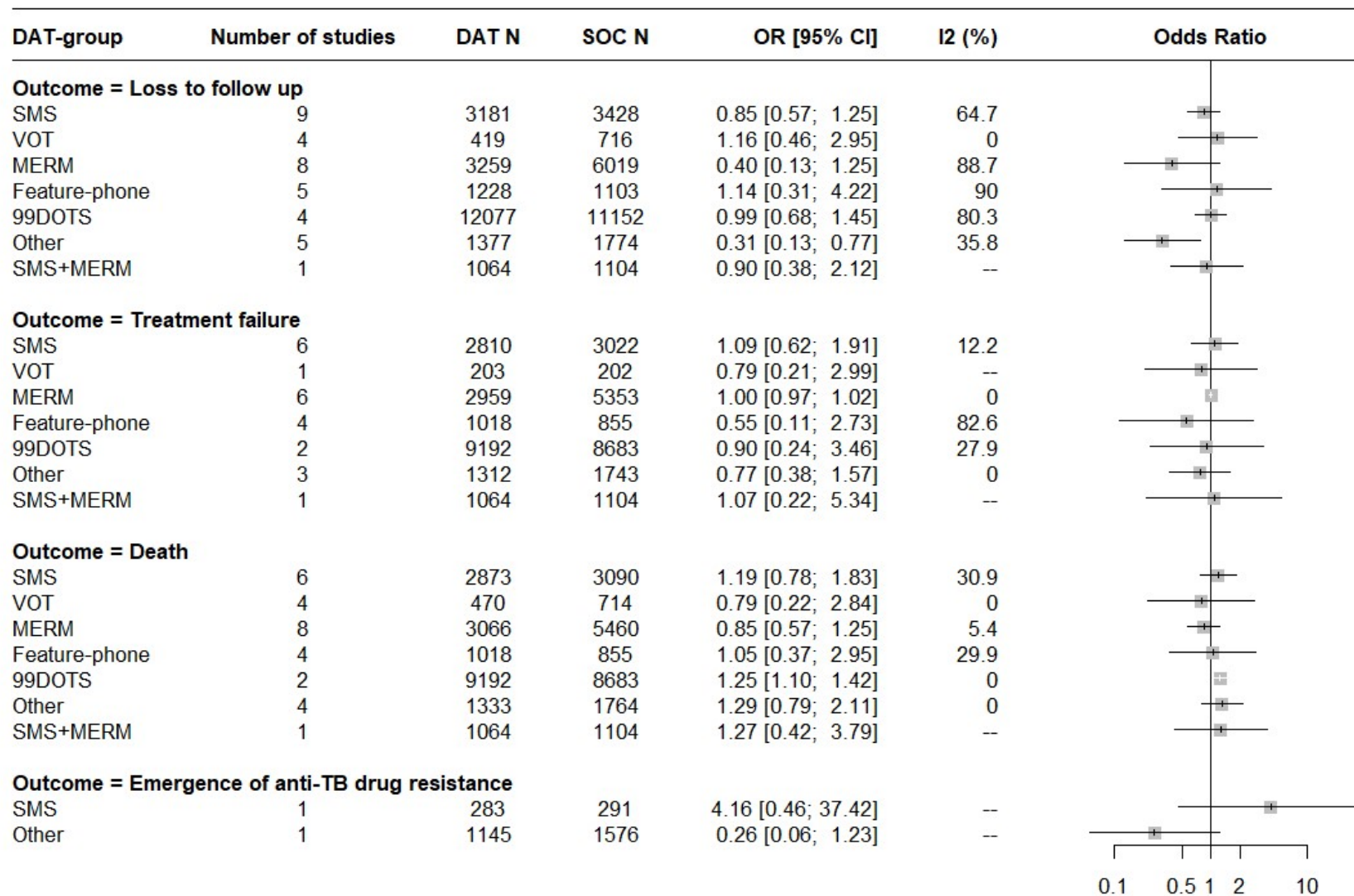


Fig 4 Pooled estimates for unfavorable short-term clinical outcomes in TB disease stratified by type of DAT

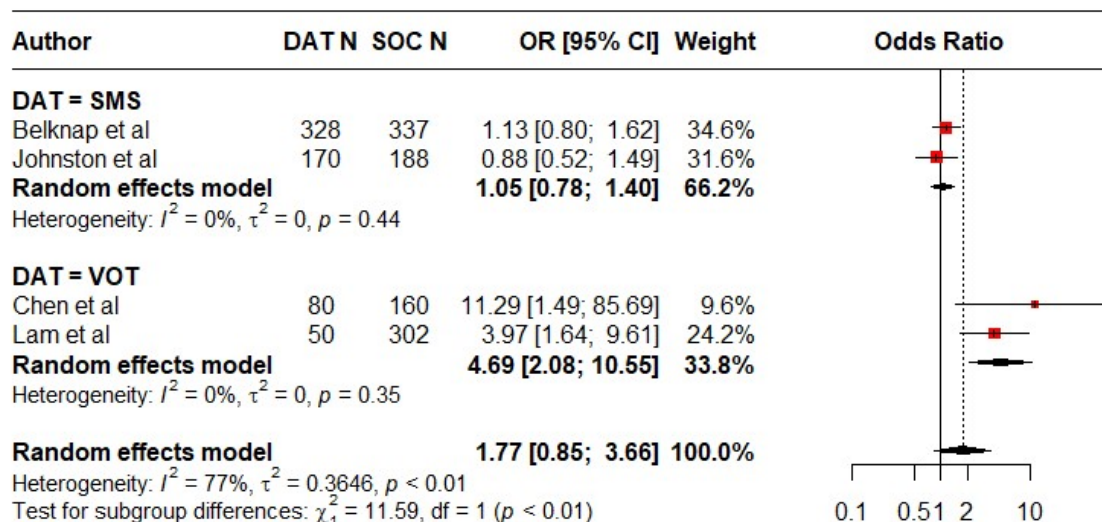


Fig 5 Forest plot showing treatment completion in DAT groups compared to standard of care among persons with TB infection

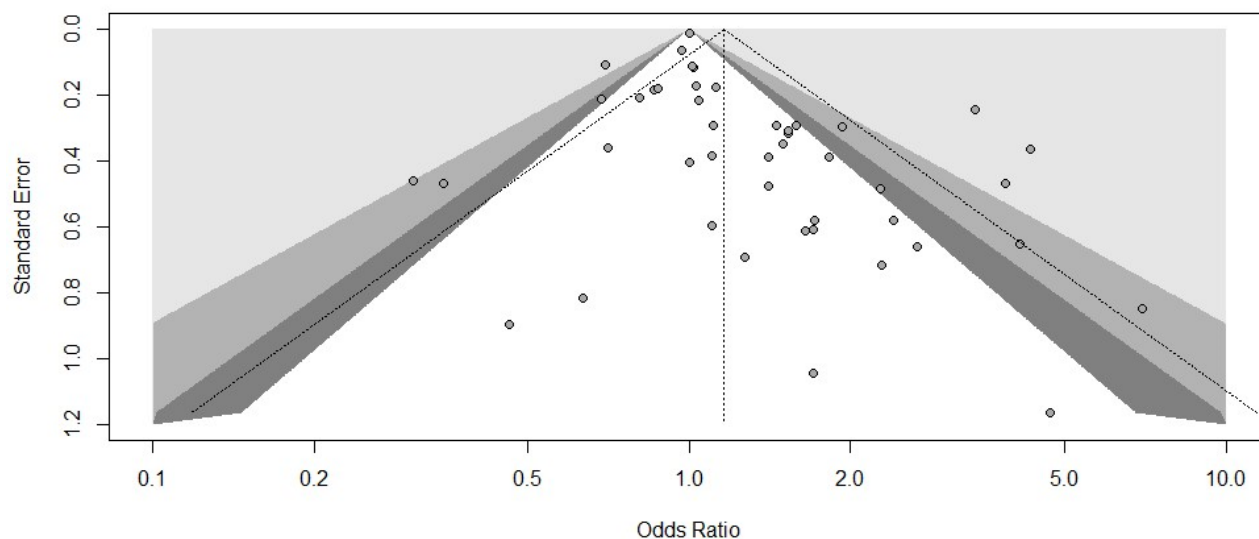


Fig 6 Funnel plot of included studies for the assessment of publication bias using Egger's test. It shows studies comparing treatment success in patients using DATs versus standard care. Each point represents an individual study. Varying levels of statistical significance of the studies are indicated by the shading; the unshaded region in the middle corresponds to p-values greater than 0.10, the dark gray-shaded region corresponds to p-values between 0.05 and 0.10, the medium gray-shaded region corresponds to p-values between 0.01 and 0.05, and the region outside of the funnel corresponds to p-values below 0.01.

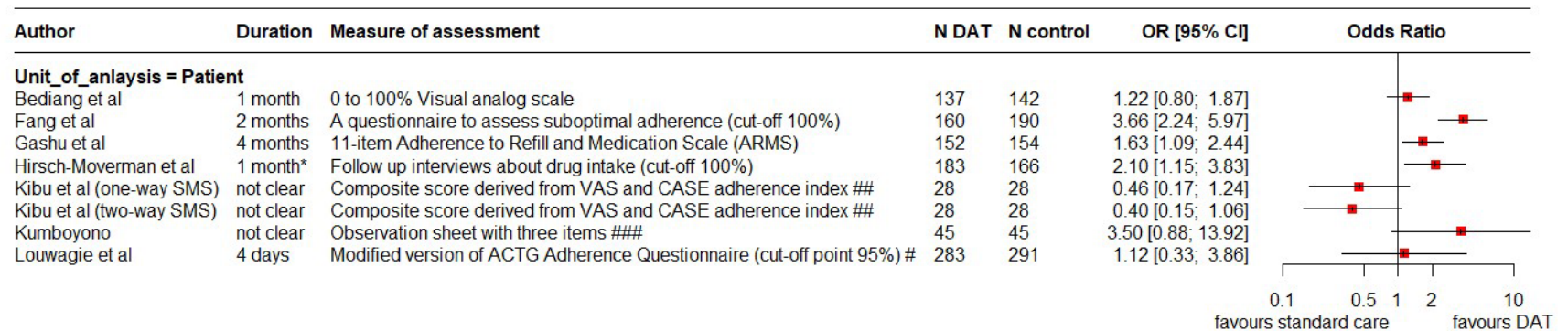


Fig 7 Forest plot showing self-reported adherence to TB treatment in SMS groups versus standard of care. * Adherence was assessed monthly in follow-up visits, # ACTG AIDS Clinical Trials Group. An adherence index was calculated using the 4-day recall formula [doses taken/ doses prescribed], ## VAS Visual Analogue Scale; (CASE) Center for Adherence Support Evaluation, ### observation sheet including three items: the number of drugs consumed; the type of drugs; the time of drug consumption. Patients who satisfy all three subjects are considered adherent

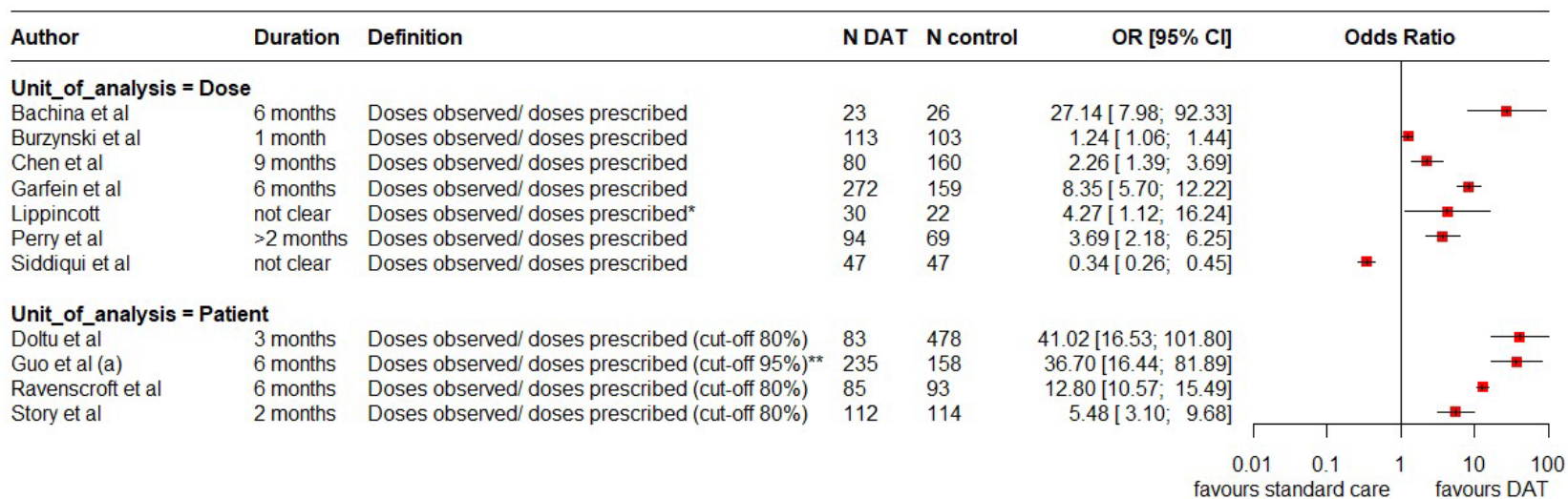


Fig 8 Forest plot showing comparing dose observation in VOT groups versus standard of care. * Prescribed doses that could not be confirmed as ingested were recorded to be 'missed' or 'self-administered' based on chart documentation, ** The numerator includes either directly observed or video-observed doses, excluding those obtained by self-report. The denominator includes the self-administered medications; it does not include periods when the treatment was suspended based on medical advice because of side effects.

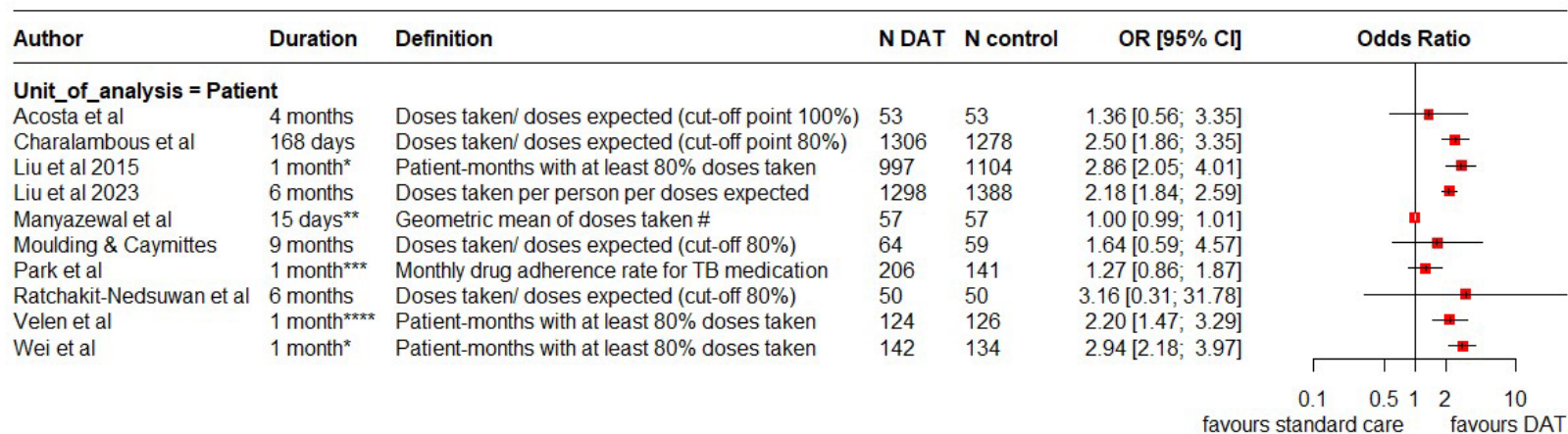


Fig 9 Forest plot showing adherence to TB medication dosing from digital pillbox data in digital pillbox group versus standard of care. * The study provided the percentage of patient-months on TB treatment where at least 20% of doses were missed. Adherence was measured for 6 months, ** Four 15-day appointments (intensive phase), *** The study provided the mean monthly drug adherence. Adherence was measured monthly for 6 months, **** Adherence was measured monthly for 6 months, # individual-level % adherence averaged over the 2-month intensive phase measured