

1 Inequalities in ownership and availability of home-based vaccination records in 82 low- and  
2 middle-income countries

3

4 Bianca de Oliveira Cata-Preta<sup>a</sup>

5 632 Av. Lothário Meissner, Curitiba, PR, 80210-170, Brazil

6 Andrea Wendt<sup>b</sup>

7 1155 Rua Imaculada Conceição, Curitiba 80215-901, PR, Brazil

8 Thiago Melo Santos<sup>c</sup>

9 1160 Marechal Deodoro, Pelotas, RS, 96020-220, Brazil

10 Luisa Arroyave<sup>d</sup>

11 745 Bannatyne Avenue, MB R3E 0W2, Winnipeg, Canada

12 Tewodaj Mengistu<sup>e</sup>

13 Chemin du Pommier 40, 1218 Grand-Saconnex, Geneva, Switzerland

14 Daniel R Hogan<sup>e</sup>

15 Chemin du Pommier 40, 1218 Grand-Saconnex, Geneva, Switzerland

16 Aluisio JD Barros<sup>c</sup>

17 1160 Marechal Deodoro, Pelotas, RS, 96020-220, Brazil

18 Cesar Gomes Victora<sup>c</sup>

19 1160 Marechal Deodoro, Pelotas, RS, 96020-220, Brazil

20 M. Carolina Danovaro-Holliday<sup>f</sup>

21 Ave. Appia 20, Geneva 1211, Geneva, Switzerland

22

23 <sup>a</sup> Universidade Federal do Paraná; Departamento de Saúde Coletiva

24 <sup>b</sup> Programa de Pós-Graduação em Tecnologia em Saúde, Pontifícia Universidade Católica do  
25 Paraná

26 <sup>c</sup> Federal University of Pelotas; International Center for Equity in Health

27 <sup>d</sup> University of Manitoba; National Collaborating Centre for Infectious Diseases,

28 <sup>e</sup> Gavi, the Vaccine Alliance - Global Health Campus

29 <sup>f</sup> World Health Organization; Department of Immunization, Vaccines and Biologicals  
30 Immunization, Analysis and Insights Unit

31

32

33

34

35 Corresponding author information: Bianca O Cata-Preta

36 Email address: bianca.catapreta@gmail.com

37 Institutional address: 632 Av. Lothário Meissner, Curitiba, PR, 80210-170, Brazil

38 Phone/fax +55 (53) 3284 – 1300

39

40 **Abstract**

41 **Introduction**

42 Home-based records (HBR) are widely used for recording health information including child  
43 immunizations. We studied levels and inequalities in HBR ownership in low- and middle-  
44 income countries (LMICs) using data from national surveys conducted since 2010.

45 **Methods**

46 465,060 children aged 6-35 months from 82 LMICs were classified into four categories: HBR  
47 seen by the interviewer; never had an HBR; had an HBR that was lost; and reportedly have an  
48 HBR that was not seen by the interviewer. Inequalities according to age, sex, household  
49 wealth, maternal education, antenatal care and institutional delivery were studied, as were  
50 associations between HBR ownership and vaccine coverage. Pooled analyses were carried out  
51 using country weights based on child populations.

52 **Results**

53 An HBR was seen for 67.8% of the children, 9.2% no longer had an HBR, 12.8% reportedly had  
54 an HBR that was not seen and 10.2% had never received one. The lowest percentages of HBRs  
55 seen were in Kiribati (22.1%), the Democratic Republic of Congo (24.5%), Central African  
56 Republic (24.7%), Chad (27.9%), and Mauritania (35.5%). The proportions of HBRs seen  
57 declined with age and were inversely associated with household wealth and maternal  
58 schooling. Antenatal care and institutional delivery were positively associated with ownership.  
59 There were no differences between boys and girls. When an HBR was seen, higher  
60 immunization coverage and lower vaccine coverage rates were observed, but the direction of  
61 this association remains unclear.

62 **Interpretation**

63 HBR coverage levels were remarkably low in many LMICs, particularly among children from the  
64 poorest families and those whose mothers had low schooling. Contact with antenatal and  
65 delivery care was associated with higher HBR coverage. Interventions are urgently needed to  
66 ensure that all children are issued HBRs, and to promote proper storage of such cards by  
67 families.

68

69 **Keywords**

70 Child health; Developing countries; Healthcare disparities; Immunisation; Vaccines; Home-  
71 based records.

72

73

74 **Introduction**

75 Home-based records (HBR) are personal health documents used to record the history of health  
76 services received by an individual.(1) The most frequently used HBRs are child vaccination  
77 cards issued by health services at the time of the first vaccination - often in the hospital or  
78 facility where the child was born – and usually kept in paper format by the child’s caregivers.  
79 The use of HBRs that include vaccination status is widespread – being implemented in at least  
80 163 countries as of 2018(1) - but HBRs vary greatly in design and regarding the information  
81 documented, which includes growth curves and clinic visits in several countries. This article  
82 refers to HBRs as documents that record vaccines received by children, with or without  
83 additional health data.

84 HBRs are important tools for several reasons.(1) HBRs serve as a documentation tool that  
85 allows parents and health services to track the immunization status of a child, and to support  
86 compliance with vaccination schedules. They will facilitate continuity of care by providing a  
87 reliable source of information for healthcare providers, thus allowing providers to quickly  
88 determine which vaccines a child has already received and when they are due for the next  
89 vaccine. For families with limited access to services, such as those living in remote areas, HBRs  
90 may help schedule the travel necessary to obtain vaccines. HBRs are also important for  
91 monitoring immunization coverage through household surveys.

92 Although evidence of the effectiveness of HBRs in increasing vaccination coverage is scant,(2)  
93 there are studies suggesting improved timeliness and reduced missed opportunities for  
94 vaccination.(3, 4) In fact, a World Health Organization (WHO) committee produced a positive  
95 appraisal of HBRs, noting that these contribute to the right to access to information and  
96 support global efforts for people-centred care.(1) Furthermore, in early 2023, WHO published  
97 updated guidance to strengthen the use of HBRs as a tool improve care seeking behaviours,  
98 maternal and child home care practices, infant and child feeding, men’s involvement and  
99 support in the household, and communication between health workers and women, parents

100 and caregivers.(5) HBRs are also important for vaccination status ascertainment in surveys - as  
101 in their absence the information may be affected by recall bias. This has an important impact  
102 on estimates of immunization coverage, as the low availability of HBRs has been highlighted as  
103 a key challenge for vaccination coverage surveys.(6) (7, 8)

104 A 2015 analysis found that the proportions of children for whom HBRs were available for  
105 inspection was under 50% in 24 of 67 of low and middle-income countries (LMICs) studied.(9)  
106 Low HBR coverage in many LMICs highlights the need for investigating which children are most  
107 likely to lack such records.

108 Substantial inequalities in child immunization coverage have been widely documented in  
109 LMICs.(5, 10-13) Well-established determinants of coverage include maternal education,  
110 household wealth and geographical location, whereas inequalities according to the child's sex  
111 are not so evident.(10-12, 14) Ethnic group affiliation(15, 16) and religion(16) are also  
112 determinants of vaccine coverage in some, but not all countries. To our knowledge, the  
113 association between ownership of HBRs and immunization outcomes has not been  
114 systematically studied using survey data.

115 In contrast to the ample literature on immunization coverage inequalities, we were unable to  
116 identify any single-country or multicountry analyses on disparities in HBR ownership. The  
117 factors affecting HBR ownership in LMICs are likely the same as those affecting immunization  
118 coverage. In addition to the above-described characteristics of the household and the child,  
119 coverage is driven by health systems-related factors that include HBR and vaccine supply,  
120 distribution logistics and facility readiness, as well as staff availability and training.(5, 17, 18)  
121 Uptake is also influenced by factors such as vaccine hesitancy(19, 20) and political  
122 instability.(21)

123 Analyses of HBR coverage have so far focused on the proportion of children who, during a  
124 household survey, have an HBR in the home that was shown to the interviewer. However,

125 there are other possibilities. Children for whom an HBR was not available for examination may  
126 have never had such a card; have once had an HBR but no longer have one; or reportedly still  
127 have an HBR, but the interviewer could not see it. This distinction is important because such  
128 results may provide insights on how to expand the use of HBRs and improve measurement of  
129 vaccine coverage. Lastly, there are also countries where vaccination records are kept in health  
130 facilities and are not available for inspection during a household survey.

131 In this article, we use nationally representative surveys with information on vaccination carried  
132 out between 2010 and 2021 to describe the distribution of children according to the four  
133 categories of HBR ownership listed above. We also show how these proportions vary by  
134 country, child's age and sex, and selected sociodemographic and healthcare characteristics. In  
135 addition, we explore whether HBR status is associated with survey-based measures of vaccine  
136 coverage and drop-out between DPT1 and DPT3. Our aim is to better understand the spectrum  
137 of HBR status to inform how to improve their ownership, which could translate in increased  
138 demand for immunization, better timeliness of vaccination, and - at the health systems level -  
139 improved monitoring and measurement of vaccination status.

140

## 141 **Materials and Methods**

142 The International Centre for Equity in Health database includes all publicly available datasets  
143 from nationally representative Demographic and Health Surveys (DHS) and Multiple Indicator  
144 Cluster Surveys (MICS). (22, 23) Over 450 surveys from 125 countries were screened to select  
145 the most recent survey from each country carried out since 2010. Of these, 82 with  
146 information on ownership of HBRs and on immunization history (47 DHS and 35 MICS) were  
147 identified and are part of this study. Eleven other countries where vaccine records were only  
148 kept in health facilities were excluded (Ethiopia, Kazakhstan, Kyrgyzstan, Moldova, Mongolia,  
149 North Macedonia, Serbia, Tonga, Turkmenistan, Ukraine and Vietnam). Further information on

150 the surveys is available elsewhere: DHS ([https://dhsprogram.com/what-we-do/survey-](https://dhsprogram.com/what-we-do/survey-Types/dHs.cfm)  
151 [Types/dHs.cfm](http://mics.unicef.org/)) and MICS (<http://mics.unicef.org/>). DHS and MICS are highly comparable in  
152 terms of sampling and indicators.(24, 25)

153

154 Our study sample included children 6-35 months as most surveys did not collect immunization  
155 information on older children. Those aged under six months were excluded because they may  
156 not yet have been issued an HBR. Four categories of HBR status were analysed: 1) HBR seen by  
157 the survey interviewer (“HBR seen”); 2) HBR reportedly existed but was not produced for  
158 inspection (“has HBR, but not seen”, also referred to as “misplaced HBR”); 3) HBR available at  
159 some point but had been lost (“no longer has an HBR”); and 4) HBR never issued to the child  
160 (“never had an HBR”).

161

162 We investigated associations of HBR ownership with the following variables:

163

- 164 • Age (6-11, 12-23 and 24-35 months) and sex of the child.
- 165 • Household wealth quintile, derived from household asset indices provided in the DHS  
166 and MICS datasets. These were obtained using principal component analyses of  
167 household assets and characteristics of the building, presence of electricity, water  
168 supply and sanitary facilities, among other variables associated with wealth. Because  
169 relevant assets may vary in urban and rural households, principal component analyses  
170 are initially carried out separately for each area and later combined into a single score  
171 using a scaling procedure to make area scores comparable.(26)
- 172 • Maternal schooling in three categories, as reported by the survey respondent: none  
173 (no formal schooling); primary (any primary schooling, including completed primary  
174 education); secondary or higher (any secondary education, including completed  
175 secondary schooling and partial or full higher education).

- 176 • Area of residence coded as urban or rural according to country-specific delimitations.
- 177 • Four or more antenatal care visits to any provider during the pregnancy. For both DHS
- 178 and MICS, this information is available for the lastborn child only, who account for
- 179 76.7% of our study sample.
- 180 • Institutional delivery, defined as delivery in a health facility of any level. DHS collects
- 181 this information only for lastborn children, whereas MICS provides information on all
- 182 under-fives. Data are available for 87.8% of the study sample.

183 Analyses of the association between HBR ownership and vaccine coverage were done with  
184 BCG (one dose), poliomyelitis (three doses, either oral or injectable), diphtheria-pertussis-  
185 tetanus (DPT) (one and three doses of any DPT-containing vaccine), and measles (one dose of  
186 any measles-containing vaccine or MCV). Full immunization coverage was defined as receiving  
187 at least one dose of each BCG and MCV, and three doses of each DPT and polio. The DPT  
188 dropout ratio was defined as the percentage of children who failed to receive a third dose  
189 among those who received the first dose. The same approach was used to calculate the DPT1  
190 to MCV dropout ratio, even though having received DPT1 is not a prerequisite for receiving  
191 MCV.

192 The association analyses with vaccine coverage were restricted to children 12-23 months; in  
193 countries where MCV is recommended at ages 15 or 18 months, the analyses included children  
194 aged 15-26 or 18-29 months, respectively. The information on vaccines was collected from  
195 HBRs or, if not available for inspection, from the caregiver's recall. Children without any  
196 information on vaccination status were considered as unvaccinated.

197 The units of analyses were all children aged 6-35 months from the 82 countries with data.  
198 Analyses of each survey dataset accounted for the multi-stage survey design and sampling  
199 weights. The pooled analyses included multinomial regression with HBR as a four-category  
200 outcome including fixed effects for country, and were weighted by the populations of children



201 aged 12-23 months in each country as of 2017 (median year of all surveys), according to the  
202 World Bank.(27)

203 Analyses were stratified by World Health Organization regions: African Region (AFR), Region of  
204 the Americas (AMR), South-East Asian Region (SEAR), European Region (EUR), Eastern  
205 Mediterranean Region (EMR) and Western Pacific Region (WPR) and by country income (low,  
206 lower-middle or upper-middle income) using the most recent World Bank classification.

207 The analyses were carried out with Stata (StataCorp. 2019. Stata Statistical Software: Release  
208 17. College Station, TX: StataCorp LLC) and R (R Core Team, 2020, version 4.1.0. R Foundation  
209 for Statistical Computing, Vienna, Austria).

210 Ethical clearance was the responsibility of the institutions that administered the surveys and all  
211 analyses relied on anonymized databases.

## 212 **Results**

213 We studied 465,060 children aged 6-35 months; 20% were aged between 6 and 11 months  
214 (93,411 children), 40.0% (185,351) between 12 and 23 months and 40.1% (186,298) between  
215 24 and 35 months. We included 82 countries representing 82% of all low income, 62% of all  
216 lower-middle income, and 45% of all upper-middle income countries as of 2017.

217 Supplementary Table 1 lists all study surveys. Information on HBR, sex, age, wealth quintiles  
218 and area of residence was available for all children. Maternal education, antenatal care and  
219 institutional delivery were not available for 36, 108,481 and 56,767 children. Vaccine coverage  
220 analyses were restricted to 185,729 children aged 12-23 months.

221 Across world regions, EUR countries presented the highest median value for children whose  
222 HBR was seen at the survey interview (89.6%), while the WPR countries presented the lowest  
223 median (59.0%). The lowest values were in Kiribati (22.1%) and in four AFR countries

224 (Democratic Republic of Congo (24.5%), Central African Republic (24.7%), Chad (27.9%), and  
225 Mauritania (35.5%)).

226 EUR presented the lowest national median values in the “has HBR, but not seen” group (6.2%),  
227 no longer having an HBR (0.9%), and never having had an HBR (1.0%). Median values for no  
228 longer having an HBR varied from 0.9% in EUR to 9.6% in WPR, whereas the medians for never  
229 having an HBR ranged from 1.0% and 1.1% in EUR and AMR, respectively, to 9.7% in WPR.

230 Table 1 shows HBR ownership status according to the six WHO regions.

231

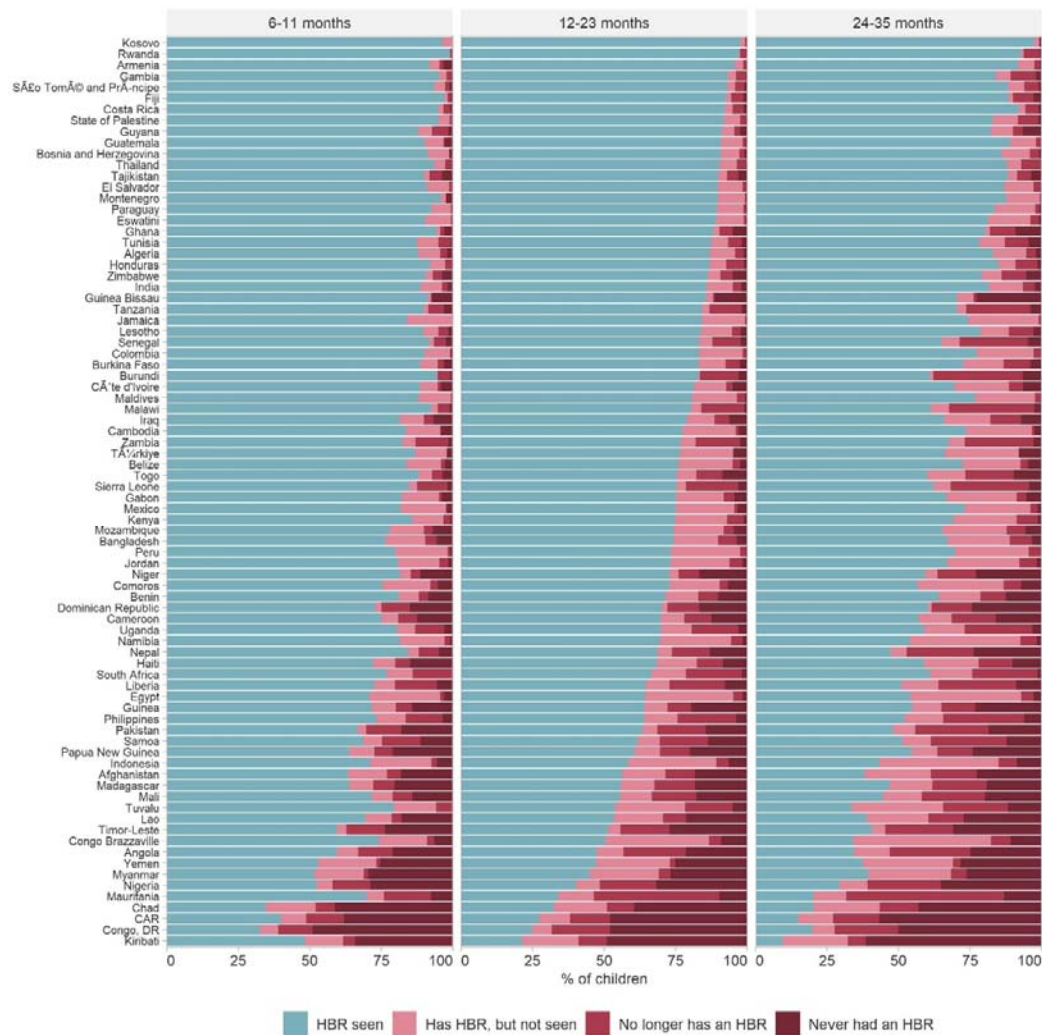
232 **Table 1. HBR ownership for children aged 6-35 months according to WHO regions.**

Region	HBR seen			Has an HBR, but not seen			No longer has an HBR			Never had an HBR				
	N	Median	Max	Min	Median	Max	Min	Median	Max	Min	Median	Max		
<b>AFR</b>	3	71.7	24.	5	95.9	9.7	0.4	36.8	9.2	0.8	43.0	5.6	0.3	49.6
<b>AMR</b>	1	82.1	65.	2	92.5	10.7	1.7	24.0	2.4	0.6	12.0	1.1	0.1	19.3
<b>EMR</b>	3	67.0	44.	4	88.8	15.1	5.9	32.4	5.6	2.0	19.7	4.7	0.6	26.6
<b>EUR</b>	8	89.6	74.	7	97.2	6.2	2.2	19.7	0.9	0.0	4.3	1.0	0.3	5.5
<b>SEAR</b>	4	67.8	22.	1	89.9	13.3	4.3	33.2	4.7	2.0	18.9	5.6	0.3	28.0
<b>WPR</b>	8	59.0	22.	1	92.1	14.8	1.6	25.3	9.6	0.8	21.9	9.7	1.8	50.8
<b>All</b>	8	73.8	1	97.2	9.9	0.4	36.8	5.7	0.0	43.0	3.7	0.1	50.8	

233

234 Figure 1 presents the HBR ownership status by country for three age ranges (6-11, 12-23, 24-  
 235 35 months). There was a moderate decline with age in the percentage of children with HBR  
 236 seen. In countries with a high prevalence of HBRs seen – at the top of the figure - most  
 237 children without an HBR had one, but it was no seen by the interviewer. In countries with a  
 238 low prevalence of HBRs seen – at the bottom of the figure - most children without an HBR had  
 239 never been issued one.

240



241

242 **Figure 1 - Percentage of children according to HBR status by country**

243 *Countries ordered according to the % of children aged 12-23 months with HBR seen*

244

245

246 Figure 2 summarizes the results from the pooled analyses of the 82 countries across inequality  
247 dimensions (see Supplementary Table 2 for more detailed results, including 95% confidence  
248 intervals). After weighting by national child population, 67.8% of the children aged 6-35  
249 months had an HBR seen by the interviewer, 9.2% no longer had an HBR, 12.8% reportedly had  
250 an HBR that was not seen and 10.2% had never received one.

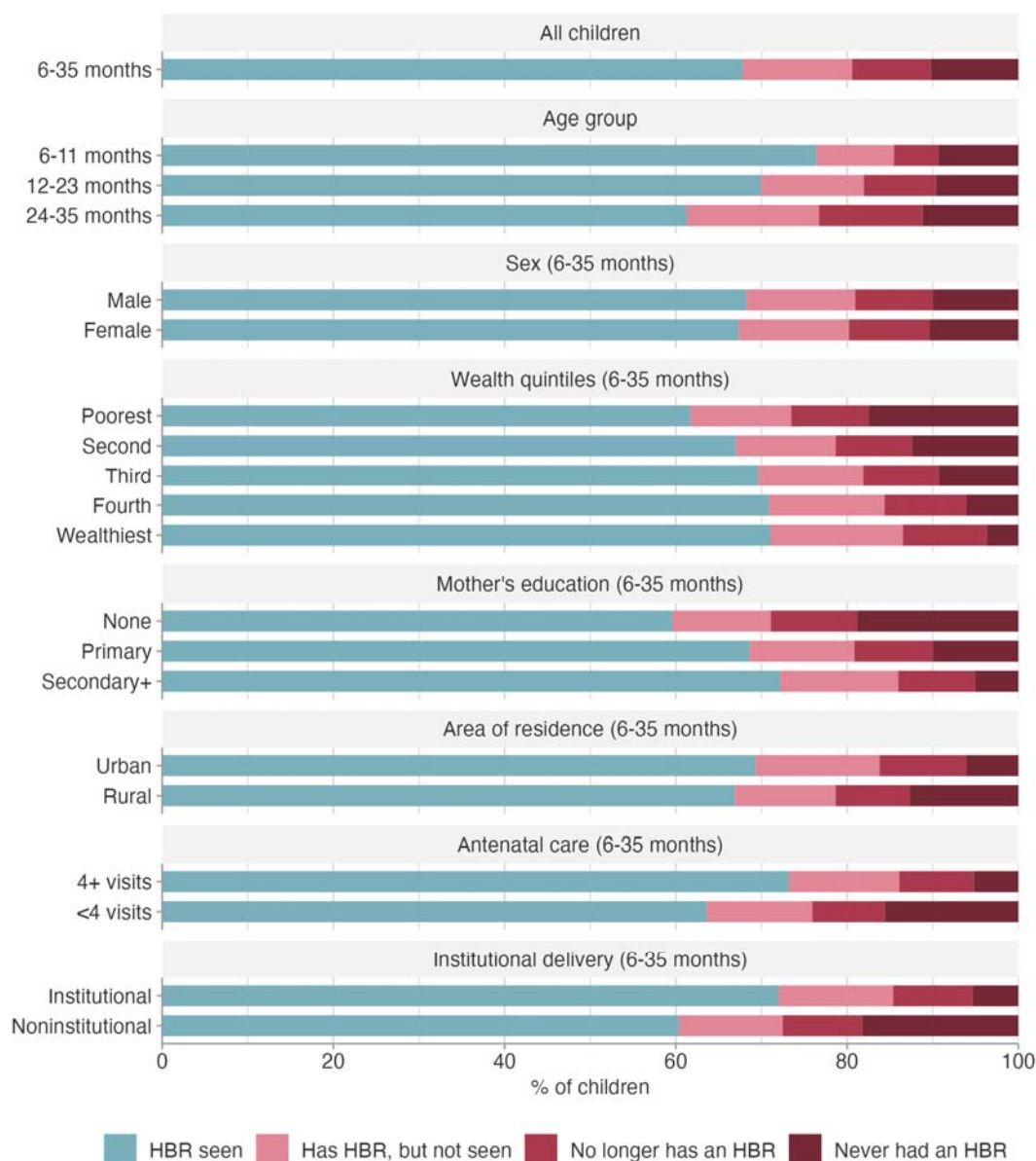
251 Figure 2 also shows inequalities in HBR ownership. The prevalence of HBRs seen dropped  
252 rapidly with the age of the child, with increasing proportions of children who no longer had an  
253 HBR or children who had an HBR that was not seen. These cross-sectional results suggest that  
254 0.7% of HBRs are lost or misplaced with each increasing month of age ( $P < 0.0001$ ), but the  
255 proportion of children who never had an HBR did not vary with age ( $P = 0.191$ ). There were  
256 virtually no differences between boys and girls.

257 In terms of household wealth, the percentages of children with HBRs seen increased  
258 monotonically from 62.4% in the poorest quintile to 70.1% in the wealthiest quintile.  
259 Conversely, 3.7% of the wealthiest children never had an HBR compared to 17.1% among the  
260 poorest. This gradient is even more evident in terms of maternal education. While HBRs were  
261 seen for 73.4% of children born to women with at least secondary education, this proportion  
262 was down to 55.7% when the mother had no formal schooling. Among the latter group, 23.0%  
263 never had an HBR, compared to 4.3% among the former.

264 The percentages of children with HBRs seen by the interviewer were very similar for rural and  
265 urban residents, but the percentage of rural children who never had an HBR (12.4%) was twice  
266 as high as that of urban children (6.3%), and conversely more urban than rural children  
267 reportedly had an HBR that was not seen.

268 We also investigated the overlap between HBR ownership and healthcare utilization. Higher  
269 proportions of children with HBRs seen were observed when their mothers attended antenatal

270 care four or more times than those with fewer or no visits (73.2% and 63.1%, respectively), a  
 271 group in which about one-fourth of the children never had or no longer have an HBR. Similarly,  
 272 HBRs seen were more common among children delivered in a health facility than those born at  
 273 home (74.1% and 51.2%, respectively). Among children born outside an institution, 35.4%  
 274 never had an HBR, compared to only 4.6% for institutional births.



275

276 Figure 2 – HBR ownership by characteristics of the child and household.

277

278 Coverage of basic vaccines and drop-out ratios according to HBR ownership are presented in  
279 Figure 3. Analyses are restricted to children aged 12-23 months. These results must be  
280 interpreted with caution for the reasons laid out below in the Discussion. We found similar  
281 patterns for BCG and DPT1, as well as for DPT3 and Polio3, particularly for the two extreme  
282 categories - HBR seen and never had an HBR.

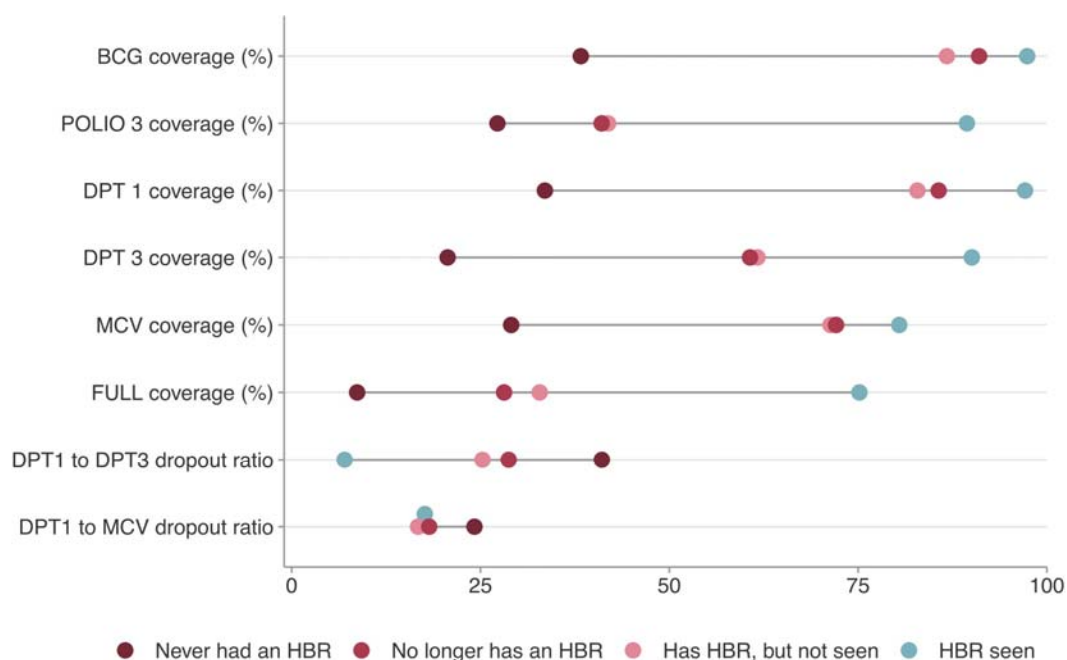
283 When an HBR was seen, coverage of DPT1 and BCG were 97.2% and 97.5%, respectively.  
284 Among children who never had an HBR, coverage levels by recall were 28.7% and 33.0%,  
285 respectively. Similarly, DPT3 and Polio3 coverage were 90.5% and 89.7% among children with  
286 HBR seen, and 15.0% and 22.2% among those who never had an HBR.

287 MCV coverage among children with an HBR seen (80.3%) was lower than that for any other  
288 vaccines, including DPT3 and Polio3, suggesting drop-out between the third doses and MCV  
289 which is usually administered later. Results on dropout ratios are shown below. For children  
290 who never had an HBR, MCV coverage estimated by recall was 26.3%, similar to that for BCG  
291 and DPT1. For children who ever had an HBR (a combination of three categories), coverage  
292 was 95.5% for BCG, 94.2% for DPT1, 83.8% for DPT3, 79.1% for Ppolio3 and 78.7% for MCV.

293 Results for full vaccination reflect what was observed for each vaccine separately. Children for  
294 whom an HBR was seen had much higher coverage (75.5%) than those who never had an HBR  
295 (6.1%), whereas a smaller coverage gap was observed for those who no longer had an HBR  
296 (27.0%) compared to those who reportedly had an HBR which was not seen (37.4%). Among  
297 children who did not receive DPT1 (often referred to as zero-dose children), 71.3% (95% CI  
298 69.8%-72.8%) had never had an HBR.

299 The dropout ratio between the first and third dose of DPT for children who never had an HBR  
300 was 47.6%; this information was based on recall of vaccinations. Among children whose HBR  
301 was seen, the dropout ratio was only 6.9%. For children who no longer had an HBR and those  
302 who reportedly had an HBR that was not seen, dropout ratios were 31.9% and 24.7%,

303 respectively. We also investigated the proportions of children who failed to receive MCV  
304 among those who had received DPT1. Dropout was 24.5% for children who never had an HBR  
305 but was lower – ranging from 15.1% to 17.9% - in the other three HBR categories.  
306 Supplementary Table 3 provides the full results alongside their corresponding 95% confidence  
307 intervals. Supplementary Figure 1 provides the results for each of the 82 countries included.  
308  
309



310

311 FIGURE 3. Coverage and drop-out of basic vaccines among children aged 12-23 months by HBR  
312 ownership.

### 313 Discussion

314 We report on HBR ownership for children from 82 countries using data from national surveys  
315 carried out since 2010. Prior to our analyses, the largest multicountry publication on HBR  
316 ownership included 67 countries with surveys from 1993 to 2013. (9) We also report on within-  
317 country inequalities in HBR ownership by pooling results across all countries.

318 We found that many children did not have HBRs seen, but also that a significant proportion  
319 reported never having received one. The weighted prevalence of HBRs seen by the survey



320 interviewer was 67.8%, whereas 10.2% had never received an HBR, and the remaining children  
321 had received one that was either lost or unavailable. We also found substantial variability by  
322 country and world regions, with median prevalence of HBRs seen ranging from about 90% in  
323 LMICs from Europe to under 60% in the Western Pacific region. Our results are consistent with  
324 those reported for 67 LMICs up to 2013, according to which HBRs were seen for over 80% of  
325 children in 23 countries and fewer than 50% in 24 countries.(9) According to the Global Health  
326 Observatory, current prevalence of HBRs seen across all countries with data ranged from 13%  
327 in Somalia to 100% in Belarus, Belgium, DPR Korea, and Turkmenistan.(5) Regarding world  
328 regions, this prevalence was lowest in the Western Pacific region (median of 42%), followed by  
329 the African region (66%). The highest prevalence was found in the European region (90%).  
330 The availability of HBRs for inspection is dependent on several prerequisites.(18) First, HBRs  
331 must be available at national level, and then in the health facility. Next, the caregiver must  
332 receive it from a health worker usually during or before the first immunization encounter and  
333 bringing the record back to the facility when every new vaccine is administered. The record  
334 must be properly stored and looked after while in the household. For measurement purposes,  
335 during the household survey, the interviewer must request and wait to inspect the HBR to  
336 transcribe it. The home-based record must also be readable, and the interviewer must  
337 correctly transcribe vaccine dates or vaccination check marks. The increasing complexity of  
338 immunization schedules, the diverse range of home-based records (HBRs) in circulation, and  
339 the varying quality of their completion are making it increasingly challenging to record, read,  
340 and transcribe information from HBRs.(28-30)  
341 Stockouts of HBRs have been documented to occur in many countries.(18). These stockouts  
342 can be attributed to various factors, including frequent changes to immunization schedules  
343 necessitating updates to HBRs, unclear responsibilities regarding printing and distribution, and  
344 rising costs associated with more advanced HBR designs, among other reasons.

345 In addition to stockouts, proper storage of the HBRs at home is an important issue. We found  
346 that for 9.2% of the children the HBR had been received but later lost, and for a larger  
347 proportion (12.8%) the HBR was reportedly still with the family but could not be produced. The  
348 loss of HBRs has been well documented;(31) this limits their potential to serve as a tool for  
349 continuity of care, particularly when individuals visit multiple health facilities. Lost and  
350 misplaced HBRs may preclude children from being immunized during visits to health centres,  
351 as suggested by studies from Ethiopia and Bangladesh.(32)

352 A framework was developed to guide the design and implementation of HBRs, as well as their  
353 distribution and the engagement of caregivers and users.(33) In particular, one cannot assume  
354 that failure to see an HBR in a survey solely reflects practices related to the caregiver. A survey  
355 from Kinshasa reported that lower proportions of HBRs were seen as field work advanced  
356 although the proportion of caregivers reporting ownership was maintained, which may be  
357 attributed to interviewer fatigue and inconsistent supervision.(34) Similarly, when comparing  
358 multiple-indicator health surveys with immunization-specific ones in close time proximity, the  
359 latter tend to report higher proportions of HBRs seen.(35) Unfortunately, the survey  
360 questionnaires and paradata used in the present analyses do not allow a more detailed  
361 examination of the reasons for reportedly having an HBR that could not be presented during  
362 the interview.

363 Analyses of inequalities help identify children without HBRs, thus contributing to public  
364 policies. Although children of different ages within the 6-35 months range have received HBRs  
365 to similar extents, the percentages of HBRs seen declined 0.7% per month of age. Sex of the  
366 child was not associated with ownership. Rural children were more likely than urban children  
367 to have ever had an HBR, but more likely to have lost or misplaced it, resulting in similar  
368 proportions of HBRs seen in both groups. As is the case for disparities in vaccine coverage,(12,  
369 14) household wealth and maternal education are strongly associated with HBR prevalence;  
370 these differentials are particularly driven by never having received an HBR.

371 Just as immunization levels are strongly related to coverage of other essential primary health  
372 care interventions,(36) we found that HBR prevalence overlaps with antenatal and delivery  
373 care – particularly with the latter. The likely explanation is that some vaccines – most often  
374 BCG – are applied shortly after birth to children delivered in institutions. Over 95% of such  
375 children have ever received an HBR, compared to 74.6% of those born at home. Even though  
376 almost all children born in a facility received an HBR, 4.6% of them still failed to receive one.  
377 Stock-outs may be a potential reason for missing these children.(18) On the basis of the  
378 overlap between immunization coverage with indicators of multiple deprivation in terms of  
379 education, nutrition and sanitation(37), it is also likely that lack of HBRs will be frequent in  
380 such populations.

381 As expected, coverage with basic vaccines was highest among children whose HBRs were seen  
382 by surveyors and lowest among those who never had an HBR, a finding that has been  
383 previously reported.(35) Vaccine coverage - as ascertained through caregiver recall in children  
384 with lost or misplaced HBRs - was in between the two extreme categories of HBRs seen and  
385 never having had an HBR. Dropout ratios from DPT1 to DPT3 were as high as 50% for children  
386 who never received an HBR, compared to less than 10% among those whose HBRs were seen.  
387 DPT1-MCV dropout rates were more similar among the four HBR categories, ranging from  
388 15.1% in the misplaced group and 24.5% among children who never had an HBR. These  
389 findings should not be interpreted as providing unidirectional evidence that HBR ownership  
390 will help increase coverage. Given that HBRs are provided at the time of the first vaccination –  
391 usually BCG shortly after birth – receiving an HBR and being vaccinated occur simultaneously.  
392 Low reported vaccine coverage among children who never received an HBR may reflect health  
393 systems failure in delivering immunization or alternatively caregivers forgetting past  
394 vaccinated received by their child. A review of the agreement between recall and documented  
395 vaccination showed that it varied significantly among settings and types of vaccines, with  
396 vaccines requiring multiple visits being the least reliable.(38) In settings with low HBR

397 coverage, survey estimates of immunization rates should be regarded with caution.(8, 35)

398 Our analyses have limitations. Although over 80% of all low-income countries were included,

399 standardized surveys were available for less than half of all upper-middle income countries.

400 Eleven countries in which immunization HBRs are kept in health facilities were excluded from

401 the analyses. Also, we are not able to explore HBR quality and accuracy of transcription when

402 an HBR was seen. Another limitation is the lack of precision in separating reportedly lost HBRs

403 from HBRs that were misplaced – that is, those that were still in possession of the family but

404 were not seen by the surveyors. Both categories show similar associations with vaccine

405 coverage and with sociodemographic and health services characteristics, which may be due to

406 the fact that the two categories are indeed similar, or alternatively that surveys are unable to

407 discriminate among misplaced and lost HBRs. A final limitation is that recall bias most likely

408 affects data on coverage for children whose HBRs were not inspected.

#### 409 **Conclusions**

410 HBRs are important tools for several reasons.(1) They serve as a documentation tool that

411 facilitates continuity of care and allows parents and health services to track the immunization

412 status of a child, and to support compliance with vaccination schedules. HBRs allow healthcare

413 providers to quickly determine which vaccines a child has already received and when they are

414 due for the next vaccine, which has become even more important now as the IA2030 calls for a

415 life-course approach to vaccination.(39) HBRs are also important for monitoring immunization

416 coverage through household surveys.

417 In the future, digitization of personal health records(40) may minimize the proportions of lost

418 and misplaced HBRs, but such strategies will only be successful where internet access is

419 equitable and widespread.

420 Our analyses identified countries and population subgroups for which low HBR coverage is

421 likely leading to inaccurate and possibly biased estimates of immunization rates, and worse,

422 likely affecting the likelihood of completing vaccination schedules. Regular monitoring of HBR  
423 ownership is essential for tracking trends and detecting subgroups of children needing special  
424 attention.

425

#### 426 **Declarations**

427 Ethical aspects

428 Ethical clearance was the responsibility of the institutions that administered the surveys and all  
429 analyses relied on anonymized databases.

430 Declaration of Competing Interest

431 MCDH is employed by the World Health Organization. TM and DHR are employed by Gavi, the  
432 Vaccine Alliance, sponsor of this research. The remaining (BCP, TMS, AW, LA, CGV, and AJDB)  
433 declare that the research was conducted in the absence of any commercial or financial  
434 relationships that could be construed as a potential conflict of interest.

435 The authors alone are responsible for the views expressed in this article and they do not  
436 necessarily represent the views or policies of the institutions with which they are affiliated.

437 Author contributions

438 All authors conceptualized the paper. BCP, AW, TMS and LA conducted the analyses and  
439 verified the underlying data, with support from CGV and AJDB. All authors interpreted the  
440 results. MCDH, CGV and BCP prepared the first draft of the manuscript, which was revised and  
441 edited by all other authors. All authors read and approved the final manuscript. All authors  
442 attest they meet the ICMJE criteria for authorship.

443 Acknowledgements

444 This paper was made possible with funds from Bill & Melinda Gates Foundation (grant number  
445 OPP1199234), Gavi, the Vaccine Alliance (grant number N/A) and Associação Brasileira de  
446 Saúde Coletiva (grant number N/A).

447 Data availability Statement

448 All the analyses were carried out using publicly available datasets that can be obtained directly  
449 from the DHS ([dhsprogram.com](https://dhsprogram.com)) and the MICS ([mics.unicef.org](https://mics.unicef.org)) websites.

450

451 **References**

- 452 1. World Health Organization. WHO recommendations on home-based records for  
453 maternal, newborn and child health. Geneva: WHO; 2018.
- 454 2. Wallace AS, Peetosutan K, Untung A, Ricardo M, Yosephine P, Wannemuehler K, et al.  
455 Home-based records and vaccination appointment stickers as parental reminders to reduce  
456 vaccination dropout in Indonesia: A cluster-randomized controlled trial. *Vaccine*.  
457 2019;37(45):6814-23.
- 458 3. Ogbuanu IU, Li AJ, Anya BM, Tamadji M, Chirwa G, Chiwaya KW, et al. Can vaccination  
459 coverage be improved by reducing missed opportunities for vaccination? Findings from  
460 assessments in Chad and Malawi using the new WHO methodology. *PLoS One*.  
461 2019;14(1):e0210648.
- 462 4. Velandia-González M, Trumbo SP, Díaz-Ortega JL, Bravo-Alcántara P, Danovaro-  
463 Holliday MC, Dietz V, et al. Lessons learned from the development of a new methodology to  
464 assess missed opportunities for vaccination in Latin America and the Caribbean. *BMC Int  
465 Health Hum Rights*. 2015;15:5.
- 466 5. World Health Organization - The Global Health Observatory. Proportion of vaccine  
467 cards seen (%) Geneva: WHO; 2023 [Available from:  
468 [https://www.who.int/teams/immunization-vaccines-and-biologicals/immunization-analysis-  
469 and-insights/global-monitoring/immunization-coverage/subnational-immunization-coverage-  
470 data](https://www.who.int/teams/immunization-vaccines-and-biologicals/immunization-analysis-and-insights/global-monitoring/immunization-coverage/subnational-immunization-coverage-data)].
- 471 6. Cutts FT, Claquin P, Danovaro-Holliday MC, Rhoda DA. Monitoring vaccination  
472 coverage: Defining the role of surveys. *Vaccine*. 2016;34(35):4103-9.
- 473 7. Eisele TP, Rhoda DA, Cutts FT, Keating J, Ren R, Barros AJD, et al. Measuring Coverage  
474 in MNCH: Total survey error and the interpretation of intervention coverage estimates from  
475 household surveys *PLoS Med*. 2013;10(5):e1001386.
- 476 8. Danovaro-Holliday MC, Dansereau E, Rhoda DA, Brown DW, Cutts FT, Gacic-Dobo M.  
477 Collecting and using reliable vaccination coverage survey estimates: Summary and  
478 recommendations from the "Meeting to share lessons learnt from the roll-out of the updated  
479 WHO Vaccination Coverage Cluster Survey Reference Manual and to set an operational  
480 research agenda around vaccination coverage surveys", Geneva, 18-21 April 2017. *Vaccine*.  
481 2018;36(34):5150-9.
- 482 9. Brown DW, Gacic-Dobo M. Home-based record prevalence among children aged 12–  
483 23 months from 180 demographic and health surveys. *Vaccine*. 2015;33(22):2584-93.
- 484 10. Ali HA, Hartner A-M, Echeverria-Londono S, Roth J, Li X, Abbas K, et al. Vaccine equity  
485 in low and middle income countries: a systematic review and meta-analysis. *International  
486 Journal for Equity in Health*. 2022;21(1):82.
- 487 11. Restrepo-Mendez MC, Barros AJ, Wong KL, Johnson HL, Pariyo G, Franca GV, et al.  
488 Inequalities in full immunization coverage: trends in low- and middle-income countries.  
489 *Bulletin of the World Health Organization*. 2016;94(11):794-805b.
- 490 12. WHO (World Health Organization). State of inequality: childhood immunization.  
491 Geneva: WHO; 2016.
- 492 13. Bergen N, Cata-Preta BO, Schlottheuber A, Santos TM, Danovaro-Holliday MC,  
493 Mengistu T, et al. Economic-Related Inequalities in Zero-Dose Children: A Study of Non-Receipt  
494 of Diphtheria&ndash;Tetanus&ndash;Pertussis Immunization Using Household Health Survey  
495 Data from 89 Low- and Middle-Income Countries. *Vaccines*. 2022;10(4):633.
- 496 14. Fund UNCs. State of the World's Children 2023: For Every Child, Vaccination. Florence,  
497 Italy: UNICEF Innocenti - Global Office of Research and Foresight; 2023.
- 498 15. Cata-Preta BO, Santos TM, Wendt A, Hogan DR, Mengistu T, Barros AJ, et al. Ethnic  
499 disparities in immunisation: analyses of zero-dose prevalence in 64 low- and middle-income  
500 countries. *medRxiv*. 2022:2022.02.09.22270671.





- 553 Kinshasa Province, Democratic Republic of Congo: Methods and Metadata. *J Infect Dis.*  
554 2017;216(suppl\_1):S237-s43.
- 555 35. Brown DW, Danovaro-Holliday MC, Rhoda DA. Pairs of independent nationally  
556 representative vaccination coverage surveys conducted within one year of each other: A global  
557 overview covering 2000-2019. *Vaccine X.* 2021;7:100085.
- 558 36. Santos TM, Cata-Preta BO, Mengistu T, Victora CG, Hogan DR, Barros AJD. Assessing  
559 the overlap between immunisation and other essential health interventions in 92 low- and  
560 middle-income countries using household surveys: opportunities for expanding immunisation  
561 and primary health care. *EClinicalMedicine.* 2021;42:101196.
- 562 37. Wendt A, Santos TM, Cata-Preta BO, Arroyave L, Hogan DR, Mengistu T, et al. Exposure  
563 of Zero-Dose Children to Multiple Deprivation: Analyses of Data from 80 Low- and Middle-  
564 Income Countries. *Vaccines (Basel).* 2022;10(9).
- 565 38. Dansereau E, Brown D, Stashko L, Danovaro-Holliday MC. A systematic review of the  
566 agreement of recall, home-based records, facility records, BCG scar, and serology for  
567 ascertaining vaccination status in low and middle-income countries. *Gates Open Res.*  
568 2019;3:923.
- 569 39. World Health Organization. Immunization agenda 2030: a global strategy to leave no  
570 one behind. Geneva: WHO; 2020.
- 571 40. Odone A, Gianfredi V, Sorbello S, Capraro M, Frascella B, Vigezzi GP, et al. The Use of  
572 Digital Technologies to Support Vaccination Programmes in Europe: State of the Art and Best  
573 Practices from Experts' Interviews. *Vaccines.* 2021;9(10):1126.
- 574
- 575