

Modeling the transmission of antibiotic-resistant Enterobacterales in the community: a systematic review

Eve Rahbé (1,2), Philippe Glaser* (3), Lulla Opatowski* (1,2)

1. *Institut Pasteur, Epidemiology and Modelling of Antimicrobials Evasion research unit, Paris, France*
2. *Université Paris-Saclay, UVSQ, Inserm, CESP, Anti-infective evasion and pharmacoepidemiology research team, Montigny-Le-Bretonneux, France*
3. *Institut Pasteur, Ecology and Evolution of Antibiotic Resistance research unit, Université Paris Cité, Paris, France*

* Contributed equally to this work.

14 **Abstract**

15 **Background**

16 Infections by antibiotic-resistant Enterobacterales are a public health threat worldwide. While
17 dissemination of these opportunistic pathogens has been largely studied in hospitals, less is known about
18 their acquisition and spread in the community. Here, we aim to characterize mechanistic hypotheses and
19 scientific contributions of mathematical modeling studies focusing on antibiotic-resistant Enterobacterales
20 in the community.

21 **Methods**

22 We conducted a systematic review of mathematical modeling studies indexed in PubMed and focusing on
23 the transmission of antibiotic-resistant Enterobacterales in the community (i.e., excluding models only
24 specific to hospitals). For each study, we extracted model features (host population, setting), formalism
25 (compartmental, individual-based), biological hypotheses (transmission, infection, antibiotic use impact,
26 resistant strain specificities) and main findings. We discussed additional mechanisms to be considered,
27 open scientific questions, and most pressing data needs to further improve upon existing epidemiological
28 modeling.

29 **Results**

30 We identified 18 modeling studies focusing on the human transmission of antibiotic-resistant
31 Enterobacterales in the community (n=11) or in both community and hospital (n=7). Models aimed at: (i)
32 understanding mechanisms driving resistance dynamics; (ii) identifying and quantifying transmission
33 routes; or (iii) evaluating public health interventions to reduce resistance. Studies highlighted that
34 community transmission, compared to hospital transmission, play a significant role in the overall
35 acquisition of antibiotic-resistant *Escherichia coli*. Predictions across models regarding the success of
36 public health interventions to reduce resistance rates depended on pathogens, settings, and antibiotic
37 resistance mechanisms. For *E. coli*, lowered person-to-person transmission led to greater reduction in
38 antibiotic resistance rates compared to lowered antibiotic use in the community (n=2). For *Klebsiella*
39 *pneumoniae* lowered antibiotic use in the hospital led to greater reduction compared to lowered use in the
40 community (n=2). Finally, we reported a moderate number of modeling studies inferring parameters from
41 empirical data (n=9), probably due to a critical lack of available data for antibiotic resistance rates in the
42 community.

43 **Conclusions**

44 We found a limited number of modeling studies addressing the transmission of antibiotic-resistant
45 Enterobacterales in the community, highlighting a need for model development and extensive community-
46 based data collection. Such modeling will be critical to better understand the spread of antibiotic-resistant
47 Enterobacterales in the community and design public health interventions specific to this setting.

48 **Keywords**

49 mathematical models; epidemiology; community transmission; *E. coli*; *K. pneumoniae*; antibiotic

50 resistance; carriage; public health

51 Introduction

52
53 Antibiotic resistance in clinically relevant bacteria is a major threat for global health.¹ Yet its
54 control, both at local and global scales, remains a challenge. Antibiotic resistance epidemiology is highly
55 heterogeneous, as the emergence, selection and spread of resistance in human populations differs across
56 pathogens, antibiotic resistance mechanisms and transmission settings. As a consequence, observed
57 resistance rates vary greatly depending on the antibiotic and bacterial species under study.²

58 *Escherichia coli* and *Klebsiella pneumoniae*, two species of the order Enterobacterales, are
59 estimated to be among the bacteria associated with the greatest burden of antibiotic resistance worldwide.³
60 Enterobacterales are frequent opportunistic pathogens, predominantly carried asymptotically in the
61 human gut but commonly responsible for extra-intestinal diseases, including potentially severe infections
62 of the urinary tract, respiratory tract and bloodstream.⁴ Since the 1980s, they have been increasingly
63 associated with resistance to successive generations of extended-spectrum β -lactams, later followed by
64 carbapenem resistance.⁵ For *E. coli* alone, antibiotic resistance was associated with an estimated 829,000
65 deaths in 2019 (95% confidence interval: 601,000-1,120,000).³ For decades, antibiotic-resistant
66 Enterobacterales infections were mostly reported as hospital-acquired, causing a large nosocomial
67 burden.⁶ At present, significant levels of extended spectrum β -lactamase (ESBL)-producing *E. coli*
68 carriage are reported in healthy populations worldwide, with highest rates observed in South-East Asia.^{7,8}
69 In turn, a growing number of ESBL-producing *E. coli* infections are now reported as being community-
70 acquired.^{9,10}

71 Mathematical models of infectious disease transmission (“models”) are increasingly used in the
72 field of antibiotic resistance epidemiology, to better characterize the emergence and transmission routes of
73 antibiotic-resistant bacteria (ARB) in human populations, and to support public health decisions regarding
74 ARB control.¹¹ As they rely on mechanistic hypotheses, models have generally focused on the
75 transmission of specific antibiotic-bacteria combinations within specific environments. On one hand,
76 “hospital” models formalize ARB selection and transmission within healthcare settings. Such models have
77 been widely used to evaluate impacts of interventions such as antibiotic stewardship and patient isolation,
78 and to assess transmission in different medical environments such as intensive care units and long-term
79 care facilities.¹² The most studied ARB in hospital models are those historically at highest risk of
80 nosocomial spread, including methicillin-resistant *Staphylococcus aureus* and to a lesser extent ESBL-
81 producing Enterobacterales.¹³ On the other hand, “community” models address ARB spread within human
82 populations outside healthcare settings. Most published community models have focused on antibiotic-
83 resistant *Streptococcus pneumoniae* or *Neisseria gonorrhoeae*.¹⁴ While many Enterobacterales and other

84 clinically important bacteria also circulate extensively in the community, their transmission and control in
85 this setting has been more rarely investigated.^{13,14}

86 The biological and epidemiological mechanisms that drive antibiotic-resistant Enterobacterales
87 selection and transmission in the community remain relatively poorly characterized and little quantified.
88 ¹⁵⁻¹⁷ For instance, the contribution of horizontal gene transfer (HGT) within or between different
89 reservoirs in driving the population-level epidemiology of antibiotic resistance is still poorly understood,¹⁸
90 as is the role of asymptomatic carriage in driving transmission and infection^{19,20} (note: we use the terms
91 carriage and colonization interchangeably). It is also unclear how bacterial persistence in the environment
92 contributes to maintain community transmission.^{15,21} Mathematical modeling can help make sense of the
93 scarce data available and disentangle the various mechanisms potentially contributing to observed
94 dynamics.

95 Here, we systematically review published mathematical models of antibiotic-resistant
96 Enterobacterales transmission in the community. We summarize models' characteristics and biological
97 hypotheses and highlight their contributions and limitations. Finally, we discuss open scientific questions
98 and the data sources needed to support the development of new models tailored to this growing global
99 health problem.

100 **Methods**

101

102 **Database and search terms.**

103 We searched PubMed for published mathematical modeling studies describing the population-level
104 human-to-human transmission of antibiotic-resistant Enterobacterales (*E. coli* and/or *K. pneumoniae*) in
105 the community. The search included all studies presenting original results (excluding review articles)
106 published in English between 1 January 1992 and 1 July 2023. We used the following search query:

107

108 ("transmission model*[Title/Abstract] OR "dynamic model*[Title/Abstract] OR "mechanistic
109 model*[Title/Abstract] OR "mathematical model*[Title/Abstract] OR "compartment
110 model*[Title/Abstract] OR "compartmental model*[Title/Abstract])

111 AND

112 ("commensal*[All Fields] OR "escherichia coli"[All Fields] OR "coli"[All Fields] OR "e
113 coli"[All Fields] OR "klebsiella pneumoniae"[All Fields] OR "klebsiella"[All Fields] OR "k
114 pneumoniae"[All Fields] OR "enterobacterales"[All Fields] OR "enterobacteriaceae"[All Fields]
115 OR "gram-negative"[All Fields])

116 AND

117 ("antibiotic resistance"[Title/Abstract] OR "antimicrobial resistance"[Title/Abstract] OR
118 "multidrug resistance"[Title/Abstract] OR "beta lactam resistance"[Title/Abstract] OR
119 "carbapenem resistance"[Title/Abstract] OR "antibiotic-resistant"[Title/Abstract] OR "multidrug-
120 resistant"[Title/Abstract] OR "beta lactam-resistant"[Title/Abstract] OR "carbapenem-
121 resistant"[Title/Abstract] OR "ESBL"[Title/Abstract])

122

123 We included modeling studies on commensal bacteria in addition to Enterobacterales, to also retrieve
124 studies that focused on generic intestinal commensals. We did not explicitly add search terms such as
125 “community” or “general population” in case these were too restrictive.

126

127 **Model selection: inclusion and exclusion criteria.**

128 Studies reporting a mathematical model formalizing the transmission of antibiotic-resistant
129 Enterobacterales between human hosts in the community were eligible. We excluded studies which were
130 in the following categories:

- 131 - *different methods*: studies not presenting a mechanistic transmission model, but rather statistical
132 models, time-series analysis, or cost-effectiveness analysis;

- 133 - *different host population*: transmission models not focusing on humans, but rather on animals,
134 livestock or pets;
- 135 - *different pathogens*: transmission models specifically designed for bacteria other than
136 Enterobacterales, like *Helicobacter pylori* or *S. pneumoniae*;
- 137 - *different settings*: models only describing transmission in healthcare settings (hospitals, long-term
138 care homes, nursing homes), without including the community;
- 139 - *different scales*: microscopic-level models (pharmaco-dynamic or pharmaco-kinetic models,
140 microbial population models, within-host models, ...) not also including populational-level
141 transmission.

142

143 **Data extracted and qualitative analysis.**

144 In a first step, we extracted key model features including: studied antibiotic-bacteria
145 combinations, specificities of the host population (general population, high-risk groups), data sources used
146 for estimation of antibiotic use parameter values (country, region, theoretical), and studied transmission
147 settings (households, community, community and hospital). We summarized model hypotheses regarding
148 bacterial transmission, the infection process, and effects of antibiotic exposure on carriage. The potential
149 inclusion of any additional mechanisms was also summarized, such as potential resistance-associated
150 fitness costs, multiple resistance acquisition routes and host population structure (**Table 1**). Finally,
151 models were characterized according to the type of epidemiological antibiotic resistance data used (none,
152 aggregated or individual-level) to perform parameter estimation (**Table 3**).

153 In a second step, we summarized each study's major findings. Reviewed articles were categorized
154 according to their main scientific goals: (i) analyzing the impact of biological and/or populational
155 mechanisms on antibiotic resistance dynamics; (ii) identifying routes of transmission and/or quantifying
156 transmission; and (iii) evaluating the impact of public health interventions on antibiotic resistance trends.

157

158

159 **Results**

160
161 Our search returned 192 publications, of which 18 met inclusion criteria and were included in the review
162 (see PRISMA flowchart in [Figure 1](#)).^{22–39}

163
164 **Model features.**

165 The included modeling studies predominantly described *E. coli* transmission (9/18, [Table 1](#)). The
166 others modeled transmission of generic commensal bacteria (3/18), generic Enterobacterales (3/18), *K.*
167 *pneumoniae* (2/18) or generic Gram-negative bacteria (1/18). ESBL production was the most frequent
168 type of antibiotic resistance mechanism modeled (10/18), while just one model focused on carbapenem
169 resistance, in *K. pneumoniae* (1/18).²⁴ Host population was mainly representative of the general human
170 population. Two studies specifically focused on high-risk groups, either returning travelers or returning
171 hospitalized patients.^{25,37} Concerning antibiotic use, ten studies explicitly used parameter values obtained
172 from high income countries (France, Sweden, Switzerland, United Kingdom, United States, or European
173 countries), two studies focused on low-resource villages in South America (Ecuador and Chile),^{31,39} while
174 two studies used theoretical parameters, and the remaining four did not specify antibiotic use parameters.
175 While eleven models focused on community settings only, seven explicitly modeled both community and
176 healthcare settings, considering setting-specific transmission parameters and antibiotic use rates.
177 Compartmental modeling was the most frequent formalism used (n=15), while two models were
178 individual-based, and one study included both a compartmental and individual-based model.

179
180 **Biological hypotheses.**

181 *Between-human bacterial transmission.* The between-human transmission of antibiotic-resistant
182 Enterobacterales was modeled in three different ways in the included studies ([Figure 2](#)): (i) models
183 formalizing the transmission of resistant strains only (“R” models); (ii) models formalizing the
184 transmission of sensitive or resistant strains (“R-S” models); and (iii) models focusing on the transmission
185 of sensitive or resistant strains and allowing for single or multi-carriage of strains (“R-S-multi” models).
186 Multi-carriage models have been proposed in the field of antibiotic resistance mathematical modeling to
187 reproduce the observed coexistence of resistant and sensitive strains across different levels of antibiotic
188 use, both at the individual- and population-level.⁴⁰

189 *Bacterial infection.* While six models differentiated between asymptomatic carriage and
190 symptomatic infection (“carriage & infection” model, [Figure 2](#)), most models (14/18, [Table 1](#)) did not
191 (“infection-only” model, [Figure 2](#)). Although carriage is a precursor for many infections,^{41,42} its exclusion

192 from most modelling studies likely stems from a lack of robust epidemiological data describing
193 asymptomatic carriage of antibiotic-resistant Enterobacterales in healthy populations.

194 *Antibiotic selection for resistance.* Most models assumed that antibiotic exposure exerts selection
195 pressure advantaging antibiotic-resistant bacteria (n=14). This was modelled according to three distinct
196 mechanisms: (i) *S clearance*, the effective clearance of sensitive bacteria compared with no or less
197 efficient clearance of resistant ones, giving the latter a relative transmission advantage; (ii) *R acquisition*,
198 an increased probability of resistant bacteria acquisition in antibiotic exposed individuals, for instance due
199 to loss of colonization resistance following microbiome dysbiosis; and (iii) *R emergence*, an increased
200 probability of within-host populations of sensitive bacteria becoming resistant subsequent to antibiotic
201 exposure, through antibiotics favoring the horizontal transfer of resistance genes from co-colonizing
202 microbiota, or again through antibiotics killing sensitive microbiota, favoring the survival and outgrowth
203 of resistant bacteria initially present within the host in undetectably small quantities, a phenomenon
204 known as endogenous resistance acquisition (Figure 2C). Antibiotic use was formalized either explicitly,
205 i.e. considering distinct compartments for treated and untreated individuals, or through multiplicative
206 coefficients increasing rates at which sensitive strains are cleared or resistant strains are acquired.

207 208 **Main findings.**

209 The 18 reviewed modeling studies were classified according to their main scientific objectives (Table 1).

210 211 *Analyzing the impact of biological and/or populational mechanisms on antibiotic resistance dynamics*

212 Six modeling studies aimed to analyze how biological or populational mechanisms, such as
213 within-host dynamics and host population structure, impact antibiotic-resistant Enterobacterales
214 transmission dynamics (Table 1). Five out of these six studies used the “R-S” or “R-S-multi” model
215 structures.

216 Several modeling studies formalized within-host mechanisms to investigate their impact on host-
217 level antibiotic resistance dynamics. Austin et al. first explored how resistance-associated fitness costs in
218 bacterial transmission could explain coexistence of sensitive and resistant strains of commensal bacteria in
219 the intestinal microbiota, after individuals are given antibiotics following infection.³⁶ In this study, high
220 fitness cost values were considered, assuming that resistant strains were 50% less transmissible than
221 sensitive ones ($c = 0.50$, with parameter c defined in Figure 2A). Later, Davies et al. explicitly formalized
222 the role of strain competition within the host, introducing multiple sub-compartments of resistant strain
223 carriage and differential intra-host growth between resistant and sensitive strains.²⁶ Including such within-
224 host competition mechanisms successfully reproduced rates of aminopenicillin and fluoroquinolone
225 resistance estimated in *E. coli* across a large range of antibiotic use rates for European countries, and
226 allowed for more flexible co-existence than the commonly used multi-carriage model (“R-S-multi” model

227 defined in [Figure 2A](#)).²⁶ Here, they estimated lower resistance-associated transmission costs ($c < 0.20$ for
228 both resistances in *E. coli*).²⁶ One model also formalized plasmid-mediated acquisition of ESBL
229 production in *E. coli*.³²

230 Other modeling studies evaluated whether structure in the host population could impact and
231 explain antibiotic resistance dynamics at the population level (e.g., by considering that different host
232 groups were characterized by distinct antibiotic use rates and inter-groups connectivity). They explored
233 different structures, including geographic regions,²⁹ where spatial spillover led to weak observed antibiotic
234 use-resistance associations in some regions, or host classes notably age.³⁵ Overall, considering highly
235 structured populations allowed for the coexistence of sensitive and resistant bacteria over variable
236 antibiotic use rates in these two studies.^{29,35} Interestingly, another modeling study analyzing data from
237 Ecuador showed that persistence of antibiotic resistant *E. coli* in communities inter-connected through
238 travel could be explained either by high antibiotic consumption or high interconnectedness.³¹

239

240 *Identifying and quantifying transmission routes*

241 We identified six studies using models to characterize routes of transmission and/or quantify
242 transmission parameters for antibiotic-resistant Enterobacterales. All these studies used the “R” model
243 structure, considering only transmission of resistant bacteria ([Table 1](#)).

244 Knight et al. and Allel et al. explored the relative contribution of community versus healthcare
245 settings in the overall transmission of antibiotic resistance.^{38,39} Their results both suggested that
246 individuals from the general population mostly acquired resistant *E. coli* or other Gram-negative bacteria
247 in the community, despite higher levels of antibiotic use and transmission in the hospital.^{38,39} Within the
248 community, multiple transmission routes were investigated in Mughini-Gras et al., such as human, food,
249 environment, farm and companion animals.²³ Using a source-attribution model, they estimated that 60% of
250 community carriage of ESBL-producing Enterobacterales originated from human-to-human transmission.
251 Nevertheless, authors also estimated that, while they do not represent the main acquisition events,
252 contribution from non-human sources is required to maintain observed levels of colonization in the
253 community.²³

254 In three studies, model fitting to individual antibiotic resistance carriage data provided parameter
255 estimates for the transmission rate and carriage duration of ESBL-producing Enterobacterales.^{25,33,37}
256 Results were highly dependent on the population considered in the models and are summarized in [Table 2](#).
257 Within households, probability of transmission from a colonized index case to other household members
258 was estimated to be 12% from a returning traveler (95% confidence interval CI 5-18)³⁷ and 67% from a
259 discharged hospital patient (95% CI 38-88).²⁵ In both studies, the estimated human-to-human transmission
260 rate was in the order of 10^{-3} events per day, whereas the estimated background environmental acquisition

261 rate was in the order of 10^{-4} events per day (Table 2). Interestingly, longer median carriage duration was
262 estimated for discharged patients (267 days, 95% CI 173-433) and household members (111 days, 95% CI
263 56-217),²⁵ than for returning travelers (30 days, 95% CI 29-33), possibly explaining differences in the
264 estimated transmission probabilities.³⁷ Within the general population, Van Den Bunt et al. estimated the
265 human-to-human transmission rate to be 9×10^{-4} events per colonized individual per day (95% CI 6×10^{-4} -
266 10×10^{-4}).³³ In agreement with estimates from Haverkate et al.,²⁵ the median duration of carriage was
267 estimated to be 128 days (95% CI 106-157).

268
269 *Evaluating the impact of population-level interventions on antibiotic resistance dynamics in the*
270 *community*

271 Six studies evaluated the effectiveness of public health interventions at reducing antibiotic
272 resistance rates in Enterobacterales in the community (Table 1). Interventions included: antibiotic use
273 reduction in the hospital, the community, or both;^{22,24,27,28,30} antibiotic molecule replacement in the
274 community;³⁴ and person-to-person transmission reduction in the hospital,^{24,27} or in the community
275 through hand hygiene.^{28,30}

276 Among those, two modeling studies tested the theoretical impact of community-focused
277 interventions. At both the household and population levels, modeling results suggested that hand hygiene
278 was more effective than antibiotic use restriction to reduce ESBL-producing *E. coli* transmission.^{28,30} In
279 another study, using data from a 2-year intervention in a county in Sweden, Sundqvist et al. analyzed the
280 impact of the substitution of trimethoprim with other antibiotics on resistance rates in *E. coli* urinary
281 isolates.³⁴ They found a low reversibility of resistance, both from time-series analyses and a population-
282 level mathematical model. They also estimated a relatively low fitness cost associated with trimethoprim
283 resistance ($c = 0.01-0.02$, with parameter c defined in Figure 2A), likely contributing to this low
284 reversibility.

285 Three models combining nosocomial and community transmission were used to compare the
286 impact of interventions across these two settings.^{22,24,27} MacFadden et al. fitted a transmission model to
287 observed proportions of ESBL production among *E. coli* over time in Sweden.²² They predicted that a
288 20% decrease in antibiotic use in the community led to greater reductions in ESBL prevalence in both
289 settings (community and hospital) than a same 20% decrease in hospital antibiotic use. Concerning *K*
290 *pneumoniae*, two studies fitted their model to surveillance data of ESBL and carbapenem resistance rates
291 over time in several European countries. In contrast to above estimates for *E. coli*, results from Kachalov
292 et al. suggested that reducing nosocomial transmission and antibiotic consumption in hospitals had the
293 strongest impact on *K. pneumoniae* resistance prevalence overall.²⁴ Salazar-Vizcaya et al. predicted that a
294 50% decrease in consumption of all antibiotic classes in both hospitals and the community would lead to a

295 small but significant decline in the prevalence of resistant *K. pneumoniae* in upcoming years in both
296 settings, whereas a 50% decrease in the in-hospital transmission rate would lead to a decline only in
297 hospital.²⁷

298

299 **Empirical data for statistical inference of parameters.**

300 Of the 18 reviewed studies, half inferred model parameters by fitting model simulations to
301 antibiotic resistance data collected in human populations (Table 3). Among those, data either described
302 individual-level carriage or aggregated region- or country-level cases of infection.

303 Antibiotic resistance carriage data were obtained from microbial analysis of fecal samples taken
304 from individuals. Depending on the study, stool was sampled from healthy volunteers or from high-risk
305 groups at regular intervals (days or months) to detect intestinal carriage of ESBL-producing
306 Enterobacterales. The analysis of consecutive individual samples provides temporal information on the
307 presence or absence of resistant bacteria, which can then be used to track bacterial acquisition or
308 clearance. In three studies, longitudinal individual-level carriage data were accessed from cohort
309 studies.^{25,33,37} These models were formalized using the “R” structure, where the acquisition and
310 transmission of only resistant bacteria is described (Table 1). This is probably due to a lack of information
311 on non-resistant bacteria carriage in the available data.

312 The other main type of data considered was aggregated counts of infections sensitive or resistant
313 to a particular antibiotic, by unit of time at the region or country level. These data predominantly came
314 from national surveillance systems, such as in Sweden or Switzerland,^{22,27} or at the European level.^{24,26}
315 One study used aggregated infection cases from an intervention study.³⁴ In these studies, the “R-S” or “R-
316 S-multi” structures were usually chosen, considering the circulation of both resistant and non-resistant
317 bacteria in the population. However, most of them considered only an infection stage, i.e. not considering
318 carriage (Table 1).

319 The nine remaining studies did not estimate transmission parameters from data, relying instead on
320 existing estimates from studies published in the literature. In one study, assumed parameters values were
321 specific to Enterobacterales,³⁸ while, for two others, values estimated for *S. pneumoniae* were
322 considered.^{29,35} While these latter models were explicitly proposed to describe antibiotic resistance in
323 generic commensal bacteria (as labeled “G” in Table 1), assumed resistance-associated fitness cost values
324 were derived from *S. pneumoniae* and fixed to $c = 0.168$,²⁹ or $c = 0.04$.³⁵

325 Discussion

326

327 In this systematic review, we identified and analyzed 18 mathematical modeling studies published
328 between 1992 and 2023 that describe the transmission of antibiotic-resistant Enterobacterales in the
329 community. Overall, models varied substantially in their structure, assumptions and focus, but nonetheless
330 provided consistent insights by (i) confirming the significant role of community transmission in the
331 overall burden of antibiotic-resistant Enterobacterales, (ii) investigating how various candidate
332 mechanisms explained observed epidemiological trends, (iii) providing species-specific estimates of key
333 parameters related to unobserved processes such as transmission and clearance and (iv) projecting how the
334 effectiveness of public health interventions depended on settings, bacterial species, and types of
335 resistance. Despite important contributions in the last decade, we identified a lack of modeling studies
336 specifically designed for antibiotic-resistant Enterobacterales in the community, likely linked to a paucity
337 of standardized data in this setting.

338 While the spread of antibiotic resistance is frequently associated with hospitals, which are
339 environments with high rates of antibiotic use and reservoirs of multidrug-resistant organisms, results
340 from the reviewed modeling studies highlighted the significant role of the community in driving the
341 overall spread of antibiotic-resistant Enterobacterales.^{22,38,39} Epidemiological data also supported this
342 hypothesis, showing that asymptomatic carriage of antibiotic-resistant Enterobacterales resulted mostly
343 from frequent community-based acquisition events, at least for *E. coli*.^{43,44} Consequently, the community
344 and hospitals likely both play significant but distinct roles in the global emergence and dissemination of
345 resistance in Enterobacterales. Modeling their transmission within and between these two settings is thus
346 highly relevant, and several of the reviewed studies did so.^{22,24,27,28,32,38,39} However, only two studies used
347 detailed antibiotic resistant infection data specific to the two environments.^{22,27} In the future, extensive
348 antibiotic resistance data collection in the community, through general practitioners or outpatient
349 microbiological laboratories, should enable setting-specific model parametrization and therefore help to
350 better characterize the contribution of each setting to transmission.

351 Robust modelling of antibiotic-resistant Enterobacterales transmission in the community requires
352 accounting for heterogeneity in risks of transmission or acquisition, and carriage duration. Modeling
353 studies have quantified the high risks of transmission of antibiotic-resistant Enterobacterales from specific
354 groups such as discharged hospital patients and colonized infants to healthy members of their
355 households.^{25,30} From epidemiological studies, it has been shown that travel to high-prevalence areas,
356 including certain countries in Africa and Asia, was an important risk factor for resistant Enterobacterales
357 acquisition.^{20,46} However, despite this high acquisition risk, both model and epidemiological studies
358 suggested that returning travelers might be associated with a low subsequent transmission risk in

359 households,³⁷ possibly due to a short carriage duration.^{37,47,48} Future research should further investigate the
360 traveler's role in spreading resistant Enterobacterales locally: while the rapid global spread of high-risk
361 multidrug-resistant clones is clearly linked to travel,⁴⁹ it is unclear to what extent population movement
362 contributes to community transmission dynamics once a clone has become established in a given region.
363 Metapopulation models are powerful tools to account for impacts of such demographic and spatial
364 heterogeneity on transmission, and could be harnessed to assess the net impact of public health
365 interventions targeting specific sub-regions or sub-populations to reduce overall antibiotic resistance
366 levels.⁵⁰ However, the development of such models incorporating multiple sub-populations and risk
367 profiles requires access to fine-grained epidemiological data, including data on asymptomatic carriage,
368 infection and antibiotic use stratified by age, location, and other relevant covariates.

369 Several of the reviewed studies were not species-specific but rather considered generic
370 Enterobacterales or intestinal commensals,^{29,35,36,39} with two of them using epidemiological parameters
371 previously estimated for *S. pneumoniae*.^{29,35} However, Enterobacterales and *S. pneumoniae* do not share
372 the same ecological niche within the host (mainly gut vs upper respiratory tract) and differ in primary
373 transmission routes (direct or indirect orofecal vs airborne transmission), antibiotic resistance mechanisms
374 (e.g., efflux pumps removing antibiotics from the cell in some strains of macrolide-resistant *S.*
375 *pneumoniae* versus the production of antibiotic-degrading enzymes among ESBL-producing
376 Enterobacterales) or in the fraction of the human population that are carriers.^{51,52} Such specificities suggest
377 that commonly used pneumococcus models may have limited relevance for the study of
378 Enterobacterales.⁵³ Importantly, even within Enterobacterales, strong heterogeneity exists between
379 species: while most individuals carry *E. coli*, *K. pneumoniae* is carried in less than 50% of the general
380 healthy population,⁵⁴ and non-*E. coli* Enterobacterales have been associated with greater transmissibility
381 than *E. coli*.^{55,56} In addition, most pneumococcus models estimated strong serotype-dependent fitness costs
382 associated with resistance, resulting in reduced transmission capacity of resistant strains compared with
383 sensitive ones.^{57,58} While there is increasing evidence of resistance-associated fitness costs in
384 Enterobacterales *in vitro*,^{59,60} such estimates at the epidemiological level are rare. Such costs may be
385 expected to vary not only across *E. coli*, *K. pneumoniae* and other Enterobacterales, but also depending on
386 whether a specific resistance mechanism is mutation- or horizontally-acquired.^{61,62} Improving our
387 knowledge on such key parameters across bacterial species and resistance mechanisms, from *in vivo* and
388 epidemiological studies, will be needed to develop more biologically relevant models. This will help to
389 more consistently reproduce antibiotic resistance dynamics and better assess the expected impact of public
390 health interventions on antibiotic resistance.³⁴

391 As commensals, Enterobacterales thrive in the complex ecological environment that is the human gut.
392 In this environment, myriad ecological phenomena occur, such as bacterial interactions, niche competition

393 and HGT. Such phenomena have been suggested to influence the acquisition, carriage, and pathogenesis
394 of antibiotic-resistant Enterobacterales.⁶³ For example, dysbiosis following antibiotic use has been shown
395 to reduce colonization resistance, the degree of protection conferred by the microbiome against the
396 invasion of new and potentially antibiotic-resistant strains, or the overgrowth of pre-existing resistant
397 strains.⁶⁴ Regardless of potential impacts of antibiotics, host heterogeneity in microbiota composition
398 likely also modulates carriage risk and duration.⁶⁵ Further, HGT is known to contribute to the endogenous
399 acquisition of resistance genes among resident bacteria, in part driving the observed prevalence of
400 antibiotic-resistant Enterobacterales carriage.⁶² Many of the models included in this review have used
401 structures that implicitly assume some degree of within-host ecological interaction between
402 Enterobacterales and other microbiota. However, explicit data-driven quantification of such interactions
403 has been scarce, and a previous review has highlighted that impacts of microbiota and HGT have been,
404 until now, only marginally included in population-level models of Enterobacterales epidemiology.⁶⁶

405 To maintain sustained antibiotic-resistant Enterobacterales transmission in the community, reviewed
406 models supported the hypothesis that non-human-source transmission events are relevant, including
407 contact with animals or contaminated water, especially in low-income contexts.^{23 31,39} However,
408 approaches used to infer these transmission routes depended heavily on input data.⁶⁷ The appropriate
409 design of community cohorts where humans, animals and the environment could be sampled in a
410 controlled manner, collecting both genomic and epidemiological data, would help better infer the relative
411 input of potential environmental transmission routes. Methodological developments will also be essential
412 to better incorporate such genomic data within epidemiological transmission models.

413 This review also illustrated the importance of adapting model structure to the scientific question being
414 asked and its specific context. Models aimed at quantifying transmission routes all used the “R” structure,
415 while those aimed at assessing the impact of different mechanisms on antibiotic resistance dynamics
416 frequently used the “R-S” and “R-S-multi” structures (Table 1). Such structural choices may have
417 important consequences for model predictions. On one hand, the “R-S” structure, which assumes a
418 resistance-associated fitness cost, predicts a key impact of antibiotic use on the invasion, maintenance, and
419 transmission of competing sensitive and resistant strains in populations. However, accurate modelling of
420 closely related strains requires knowledge about the degree to which these strains compete and co-colonize
421 the same ecological niche. On the other hand, “R” structure models do not account for such ecological
422 competition and thus fail to capture one of the driving forces of Enterobacterales epidemiology.²⁶
423 However, this simplified model structure may nonetheless be appropriate in certain contexts, for example
424 when data on sensitive bacteria are unavailable and antibiotic selection for resistance can be incorporated
425 parametrically.

426 Importantly, estimating key parameters to characterize antibiotic-resistant Enterobacterales
427 transmission requires access to and analysis of appropriate data. In this review, 9 out of the 18 studies
428 fitted their model to empirical collected data from human populations. When data were used, isolate
429 metadata were often not detailed, impeding the identification of the sample's source (hospital or
430 community) and type (carriage or infection). Yet such information is critical to correctly parametrize
431 models. In many countries, hospital infection reporting is done routinely, providing extensive antibiotic
432 susceptibility data on invasive isolates.⁶⁸ In contrast, infection and carriage surveillance in the community
433 is more difficult to put in place, as antibiotic susceptibility testing is not done routinely.⁶⁸ This leads to
434 scarce available data on Enterobacterales epidemiology in the community, especially for carriage. Future
435 availability of robust carriage data in the community, through cohorts or cross-sectional studies, will be
436 key to better inform models and further disentangle the role of asymptomatic colonization in resistance
437 spread.

438 To conclude, our study provided a detailed summary of epidemiological insights provided by published
439 modeling studies of antibiotic-resistant Enterobacterales transmission in the community setting. We
440 highlighted that the available modeling literature is still scarce compared to the one focusing on other
441 bacterial species or on hospital transmission.^{13,69} The continued integration of hypothesis driven
442 mechanisms and relevant epidemiological data into community-based transmission models will be
443 necessary to better formalize the acquisition, colonization, and transmission of these bacteria within the
444 general population. Open challenges in the field are, among others, to include with more precision the
445 within-host processes in population-level models, to better integrate genomic and epidemiological data
446 and to explore One Health transmission routes (Figure 3). Moreover, we advocate for extensive collection
447 of antibiotic resistance carriage data in the community and the standardization of clinical bacterial isolate
448 metadata. Such considerations will be instrumental in improving our understanding of the ecology and
449 epidemiology of antibiotic-resistant Enterobacterales. In turn, this will be key to support the design of
450 efficient public health interventions (hygiene measures, antibiotic prescribing reductions, wastewater
451 treatment, vaccines, etc.), and identifying optimal target populations (high-risk individuals, households,
452 communities, etc.) to reduce antibiotic resistance.

453 **Acknowledgments**

454 We thank David RM Smith for critical feedback on the manuscript.

455

456 **Funding**

457 ER's work was funded by an independent research Pfizer Global Medical Grant (number 57504809). LO
458 and PG's work was funded by the French Government's "Investissement d'Avenir" program, Laboratoire
459 d'Excellence "Integrative Biology of Emerging Infectious Diseases" (Grant ANR-10-LABX-62-IBEID).

460

461 **Availability of data and materials**

462 Not applicable.

463

464 **Authors' contribution**

465 ER, PG and LO designed the study. ER identified and analyzed the data. ER, PG and LO reviewed the
466 data and wrote the manuscript. All authors read and approved the final manuscript.

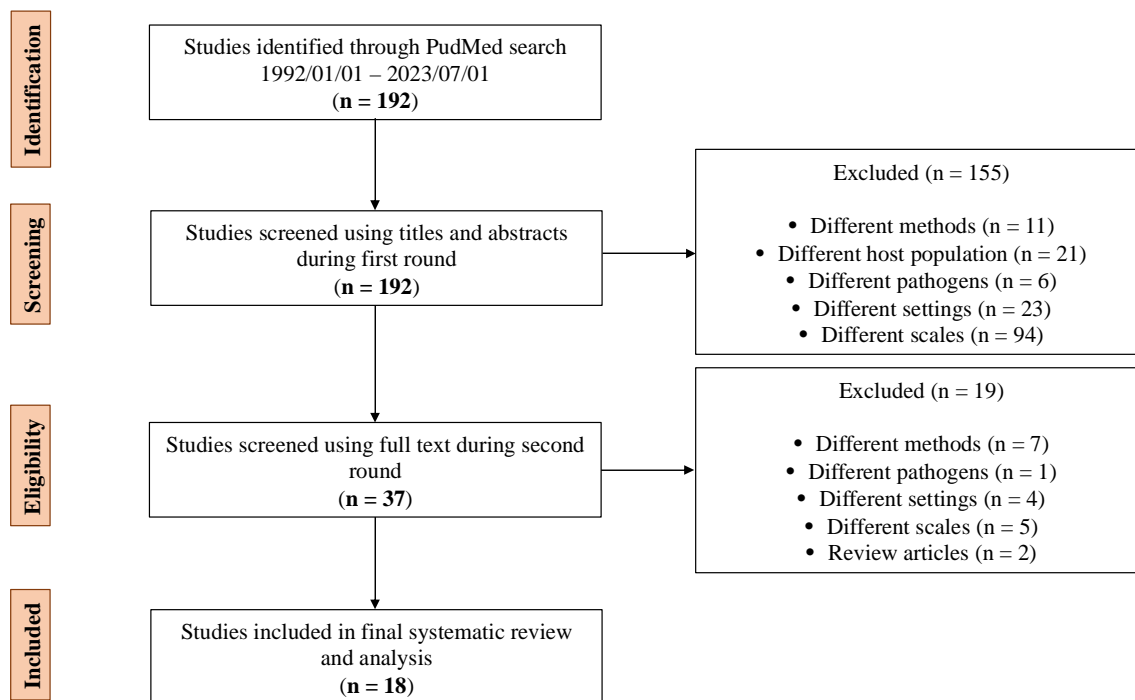
467

468 **Declaration of interest**

469 None.

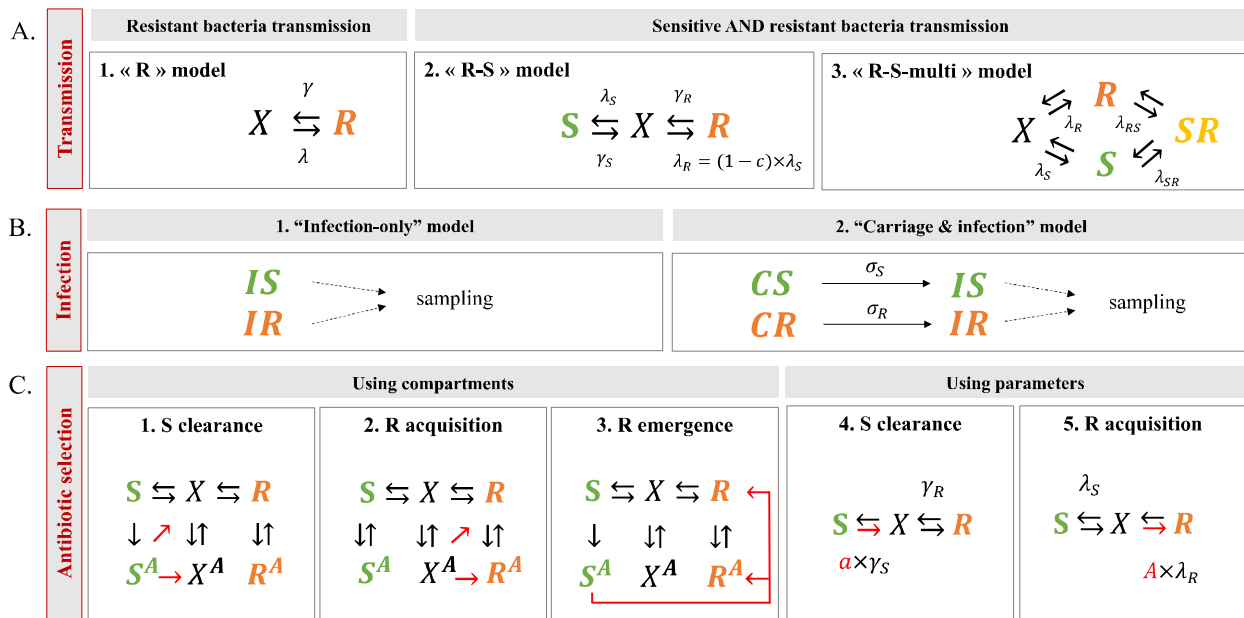
470

471 **Figures**
472



473
474
475 **Figure 1. PRISMA flowchart representing screening and selection of publications included in the**
476 **reviewing process.**

477



478
479

X: uncolonized individuals

S: individuals colonized with sensitive bacteria

R: individuals colonized with resistant bacteria

SR: individuals co-colonized with sensitive and resistant bacteria

IS: individuals infected with sensitive bacteria

IR: individuals infected with resistant bacteria

CS: individuals colonized with sensitive bacteria

CR: individuals colonized with resistant bacteria

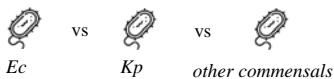
S^A, R^A, X^A: individuals under antibiotic treatment

480
481

482 **Figure 2. Hypotheses of mathematical models regarding between-human bacterial transmission,**
483 **bacterial carriage and infection, and impacts of antibiotic use on the population-level dynamics of**
484 **antibiotic resistant Enterobacteriales. (A) Transmission.** 3 mechanisms considered for between-human
485 bacterial transmission: transmission of resistant strains only (1, “R”); transmission of both sensitive and
486 resistant strains (2, “R-S”); and transmission of sensitive and resistant strains with both single and multi-
487 carriage compartments (3, “R-S-multi”). **(B) Infection.** 2 mechanisms considered for bacterial carriage
488 and infection: model only considering infection compartments (1, “infection-only”); and model accounting
489 for both carriage and infection compartments, using a progression-to-disease rate between the two (2,
490 “carriage & infection”) – in both cases, sampling is often performed on infections. **(C) Antibiotic**
491 **selection for resistance.** 3 mechanisms considered for the selective impact of antibiotic use on resistance,
492 using different models’ formalisms with either compartments (1,2,3) or parameters (1,2): *S clearance*. the
493 clearance of sensitive bacteria compared to no clearance or slower clearance of resistant ones (1); *R*
494 *acquisition*. the increased probability of resistant bacteria acquisition (2); and *R emergence*. within the
495 host, populations of sensitive bacteria become resistant (3). The latter can be interpreted as representing
496 the acquisition of antibiotic resistance genes from co-colonizing microbiota through horizontal gene
497 transfer, and/or endogenous acquisition, i.e. the outgrowth of sub-dominant resistant bacteria present, prior
498 to antibiotic exposure, in small quantities among individuals primarily carrying sensitive strains. It is
499 important to note that the formalisms shown here are not exhaustive. **(A-B-C) Parameter description.** λ :
500 force of colonization = $\beta \times \frac{R}{S+R} + b$; β : between-human transmission rate in [/ day] or [/ carriers / day]; b :
501 constant background rate that captures transmission from non-human sources, horizontal transmission, or
502 de novo emergence in [/ day]; c : resistance-associated fitness cost; $1/\gamma$: duration of carriage ($1/\gamma_S$ vs
503 $1/\gamma_R$ if sensitive and resistant bacteria have different durations) in [day]); σ_S, σ_R : progression-to-disease
504 rate in [/ carriers / day]; a : multiplicative factor to increase clearance of sensitive bacteria, when
505 individuals are under antibiotic use ($a > 1$); A : multiplicative factor to increase transmission of resistant
506 bacteria, when individuals are under antibiotic use ($A > 1$).

Bacterial characteristics

Species-specific mechanisms ?



Fitness cost ?



Within-host mechanisms

Horizontal gene transfer ?



Role of the microbiome ?



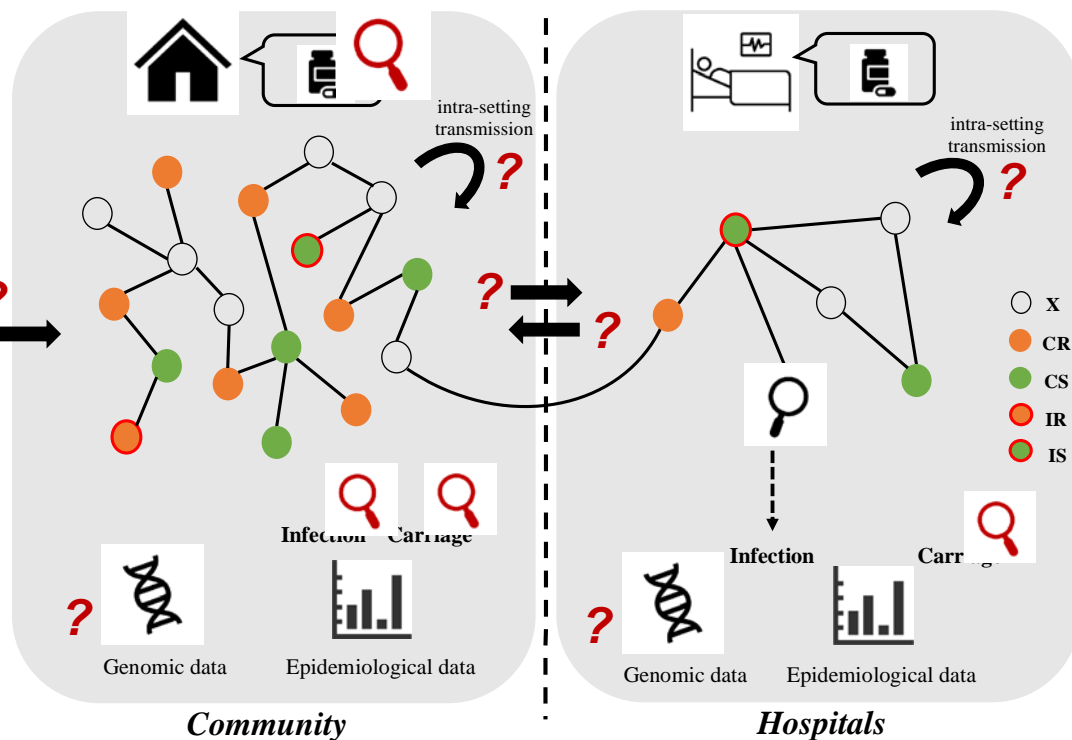
S vs R ecological competition ?



507
508

Selection

Transmission & Acquisition



Surveillance

509
510
511

? Knowledge gaps

🔍 Missing data

512
513

514 **Figure 3. Modeling antibiotic-resistant Enterobacterales transmission between humans in a**
515 **comprehensive framework: knowledge gaps and missing data. *Bacterial characteristics.*** Biological
516 and epidemiological characteristics of Enterobacterales differ from one another and from other important
517 community-associated bacteria such as *S. pneumoniae*, *E. coli* and *K. pneumoniae*, for instance, are known
518 to differ in terms of their transmissibility, carriage duration, and virulence properties. Different antibiotic-
519 bacteria combinations also have specific resistance mechanisms and potential resistance-associated fitness
520 costs. Model structure and parameterization should incorporate such biological knowledge and
521 hypotheses. **Within-host mechanisms.** Most Enterobacterales are intestinal commensals, living in
522 complex ecosystems. The role of the microbiota in colonization, infection and transmission should be
523 further integrated into models, as well as the potential of horizontal gene transfer to accelerate the spread
524 of resistance-conferring mobile genetic elements through bacterial and, in turn, human populations.
525 **Selection.** Heterogeneous antibiotic use between populations (community vs hospitals; older vs younger
526 individuals; different regions) might shape antibiotic resistance patterns in Enterobacterales, and more
527 detailed data on specific consumption behaviors, especially in the community, are needed to better inform
528 models. **Transmission & acquisition.** In addition to their roles as human intestinal symbionts,
529 Enterobacterales circulate extensively among diverse vertebrate hosts and may persist for extended
530 periods in environmental reservoirs. Models accounting for transmission from specific at-risk populations
531 (e.g. discharged hospital patients) or non-human sources (e.g. pets, food) may help to elucidate
532 transmission drivers in the community. **Surveillance.** High quality, standardized surveillance data from
533 community settings are lacking, posing great challenges for accurate modeling. Specific transmission
534 parameters should be informed by data specifically collected from resistant Enterobacterales, for both
535 infection and carriage. Moreover, methodological development is needed to better incorporate genomic
536 data into population-level epidemiological models. **Bacteria: Ec:** *Escherichia coli*; **Kp:** *Klebsiella*
537 *pneumoniae*. **Compartments: X:** uncolonized individuals; **CS:** individuals colonized with sensitive
538 strain; **CR:** individuals colonized with resistant strain; **IS:** individuals infected with sensitive strain; **IR:**
539 individuals infected with resistant strain.

540

541 *Figure made with PowerPoint icons and Biorender images (license: Institut Pasteur).*

542

543 **Tables**

544

545

546

Table 1. Summary of the 18 modeling studies included in the review.

Objectives	Study	Model features				Model formalism	Biological hypotheses			Additional mechanisms included			Data for inference (details in Table 3)
		Drug-bug pair *	Type of hosts	Antibiotic use data	Setting **		Transmission	I vs C ***	Antibiotic impact	R strain specificities	Bacterial acquisition	Host population structure	
1. Impact of mechanisms on dynamics	Austin et al. 1997 ³⁶	G	General population	Theoretical	C	Deterministic compartmental	R-S	-	R emergence	Reduced transmission	Human-to-human + background	-	-
	Eisenberg et al. 2012 ³¹	APR-EC	General population	Village, Ecuador	C	Deterministic compartmental	R	-	R emergence	-	Human-to-human + background	-	-
	Blanquart et al. 2018 ³⁵	G	General population	Theoretical	C	Deterministic compartmental	R-S	-	Increased S clearance depending on susceptibility	Reduced transmission	Human-to-human	Yes	-
	Davies et al. 2019 ²⁶	APR-EC FQR-EC	General population	European countries	C	Stochastic individual-based approximated by a deterministic compartmental	R-S-multi	-	Increased S clearance & R emergence	Reduced transmission	Human-to-human	-	Aggregated
	Olesen et al. 2020 ²⁹	G	General population	European countries	C	Deterministic compartmental	R-S-multi	-	Increased S clearance	Reduced transmission	Human-to-human	Yes	-
	Godijk et al. 2022 ³²	ESBL-EC	General population	Netherlands	C + H	Deterministic compartmental	R-S-multi	Yes	Increased S clearance & R emergence	Different resistance-associated fitness costs and benefits	Human-to-human + background	-	-
2. Transmission route identification & quantification	Arcilla et al. 2017 ³⁷	ESBL-E	High-risk group in household	-	C	Stochastic individual-based	R	-	No effect	-	Human-to-human + background	-	Individual
	Haverkate et al. 2017 (x2 models) ²⁵	ESBL-E	High-risk group in household	-	C	Stochastic individual-based / Deterministic compartmental	R	-	No effect	-	Human-to-human + background	- / Yes	Individual
	Knight et al. 2018 ³⁸	ESBL-EC	General population	United Kingdom	C + H	Deterministic compartmental	R	Yes	Increased R acquisition	Reduced infection risk	Human-to-human + background	-	-
	Mughini-Gras et al. 2019 ²³	ESBL-EC	General population	-	C	Deterministic compartmental	R	-	No effect	-	Human-to-human + background	-	-
	Van den Bunt et al. 2020 ³³	ESBL-E	General population	-	C	Deterministic compartmental	R	-	No effect	-	Human-to-human	-	Individual
	Allel et al. 2022 ³⁹	GN	General population	Village, Chile	C + H	Deterministic compartmental	R	Yes	Increased R acquisition	-	Human-to-human + background	-	Aggregated
3. Intervention evaluation	Sundqvist et al. 2010 ³⁴	TrimR-EC	General population	Kronoberg, Sweden	C	Deterministic compartmental	R-S	-	Increased S clearance	Increased clearance	Human-to-human	-	Aggregated
	Talaminos et al. 2016 ²⁸	ESBL-EC	General population	Spain	C + H	Deterministic + stochastic compartmental	R-S	Yes	Increased R infection risk	-	Human-to-human	-	-
	MacFadden et al. 2019 ²²	ESBL-EC	General population	Sweden	C + H	Deterministic compartmental	R-S	-	Increased S clearance & R acquisition	Reduced transmission	Human-to-human	-	Aggregated
	Kardas-Sloma et al. 2020 ³⁰	ESBL-EC	General population	France	C	Stochastic individual-based	R	-	Increased R acquisition	-	Human-to-human + background	-	-
	Kachalov et al., 2021 ²⁴	3GCR-KP CR-KP	General population	European countries	C + H	Deterministic compartmental	R-S	Yes	Increased S clearance & R emergence	Reduced transmission	Human-to-human + background	-	Aggregated
	Salazar-Vizcaya et al. 2022 ²⁷	ESBL-KP	General population	Switzerland	C + H	Deterministic compartmental	R	Yes	Increased R acquisition	-	Human-to-human + background	-	Aggregated

547 -: not included in the model

548

549

550

551

552

553

* G: generic bacteria; GN: Gram-negative bacteria; EC: *E. coli*; KP: *K. pneumoniae*; ESBL: extended-spectrum beta-lactamase producing bacteria; TrimR: trimethoprim resistant; 3GCR: third-generation cephalosporin resistant; CR: carbapenem resistant; APR: aminopenicillins resistant; FQR: fluoroquinolone resistant ** C: community; H: hospital *** I vs C: infection versus carriage differentiation; S: sensitive bacteria; R: resistant bacteria

554 **Table 2. Transmission model parameter estimates for ESBL-producing Enterobacterales, obtained**
 555 **from individual-based models informed by longitudinal antibiotic resistance carriage data.**

556

Study	Host population	Human-to-human transmission rate (95% confidence interval)	Background environmental acquisition rate (95% confidence interval)	Median carriage duration (95% confidence interval)
Arcilla et al. 2017 ³⁷	Returning travelers, within households	1.3×10^{-3} /colonized individual/day (0.5×10^{-3} - 2.4×10^{-3})	7.3×10^{-4} /day (5.4×10^{-4} - 9×10^{-4})	30 days (29-33) for returning travelers
Haverkate et al. 2017 (x2) ²⁵	Discharged patients, within household	5.3×10^{-3} /colonized individual/day (2.5×10^{-3} - 11×10^{-3})	1.5×10^{-4} /day (0.2×10^{-4} - 3.9×10^{-4})	267 days (173 - 433) for discharged patients 111 days (56 - 217) for household members
Van den Bunt et al. 2020 ³³	General population	9×10^{-4} /colonized individual/day (6×10^{-4} - 10×10^{-4})	-	128 days (106 - 157) for healthy individuals

557
558

559
560

Table 3. Details on empirical data used for inference in the reviewed modeling studies.

Objective	Study	Empirical data used for inference				
		Drug-bug pair	Isolates sampling	Collection scale	Resistance data type	Data source
1. Impact of mechanisms on dynamics	Davies et al. 2019 ²⁶	Aminopenicillin and fluoroquinolone resistances in <i>E. coli</i>	Infection Invasive isolates extracted from blood and cerebrospinal fluid	Country-level (aggregated)	One-year proportion data 2015	Surveillance data 30 countries; European Center for Disease Control - ECDC
2. Transmission routes identification & quantification	Arcilla et al. 2017 ³⁷	ESBL-producing Enterobacteriaceae	Carriage Fecal samples	Individual-level	Longitudinal count data 12 months follow-up with 5 time points, 2012-2013	Cohort study Multicenter, longitudinal, prospective cohort of travelers and non-traveling household members followed up before and after travel; Netherlands
	Haverkat e et al. 2017 (x2) ²⁵	ESBL-producing Enterobacteriaceae	Carriage Fecal samples	Individual-level	Longitudinal count data 18 months follow-up with 5 time points, 2010-2013	Cohort study Multicenter, longitudinal, prospective cohort of hospitalized patients and non-hospitalized household members followed up during and after hospitalization; Netherlands
	Van den Bunt et al. 2020	ESBL-producing Enterobacteriaceae	Carriage Fecal samples	Individual-level	Longitudinal count data 6 months follow-up with 3 time points, 2014-2016	Cohort study Longitudinal cohort of community individuals selected from a nationwide cross-sectional study; Netherlands
	Allel et al. 2022 ³⁹	Fluoroquinolone, cephalosporin and carbapenem resistances in Gram-negative bacteria	Carriage Fecal samples	Region-level (aggregated)	Yearly incidence data 2018-2019	Cohort study Longitudinal cohort study sampling households in Chile (MAUCO and MDRGN studies)
3. Intervention evaluation	Sundqvist et al. 2010 ³⁴	Multiple resistance in <i>E. coli</i>	Infection Isolates extracted from urine	Region-level (aggregated)	Monthly proportion data 1991-2008	Intervention study Intervention for 24 months from 2004 to 2006; inclusion of all isolates tested by 2 hospitals; Kronoberg county, Sweden
	MacFadden et al. 2019 ²²	Third-generation cephalosporin resistance in <i>E. coli</i>	Infection Isolates from both outpatient (urine) and inpatient (blood) settings	Country-level (aggregated)	Yearly proportion data 2001-2016	Surveillance data Surveillance of antibiotic resistance from hospital and community settings; Sweden
	Kachalov et al., 2021 ²⁴	Third-generation cephalosporin and carbapenem resistance in <i>K. pneumoniae</i>	Infection Invasive isolates extracted from blood and cerebrospinal fluid	Country-level (aggregated)	Yearly proportion data 2005-2015	Surveillance data 11 countries; European Center for Disease Control - ECDC
	Salazar-Vizcaya et al. 2022 ²⁷	ESBL-producing <i>K. pneumoniae</i>	Infection Invasive and non-invasive isolates	Region-level (aggregated)	Yearly proportion data 2004-2017	Surveillance data Routine and patient-specific collection of antibiotic resistance data; data from Valais; Swiss Centre for Antibiotic Resistance database - ANRESIS

561

562 Bibliography

- 563
- 564 1 W H O. Global action plan on antimicrobial resistance. 2015.
- 565 <http://www.emro.who.int/health-topics/drug-resistance/global-action-plan.html> (accessed Sept
- 566 20, 2021).
- 567 2 Rahbe E, Watier L, Guillemot D, Glaser P, Opatowski L. Determinants of worldwide
- 568 antibiotic resistance dynamics across drug-bacterium pairs: a multivariable spatial-temporal
- 569 analysis using ATLAS. *Lancet Planet Health* 2023; **7**: e547–57.
- 570 3 Antimicrobial Resistance Collaborators. Global burden of bacterial antimicrobial resistance in
- 571 2019: a systematic analysis. *Lancet* 2022; **399**: 629–55.
- 572 4 Jenkins C, Rentenaar RJ, Landraud L, Brisse S. Enterobacteriaceae. In: *Infectious Diseases*.
- 573 Elsevier, 2017: 1565–1578.e2.
- 574 5 Schwaber MJ, Carmeli Y. Carbapenem-resistant Enterobacteriaceae: a potential threat. *JAMA*
- 575 2008; **300**: 2911–3.
- 576 6 Abban MK, Ayerakwa EA, Mosi L, Isawumi A. The burden of hospital acquired infections
- 577 and antimicrobial resistance. *Heliyon* 2023; **9**: e20561.
- 578 7 Bezabih YM, Sabiiti W, Alamneh E, *et al.* The global prevalence and trend of human
- 579 intestinal carriage of ESBL-producing *Escherichia coli* in the community. *J Antimicrob*
- 580 *Chemother* 2021; **76**: 22–9.
- 581 8 Woerther P-L, Burdet C, Chachaty E, Andremont A. Trends in human fecal carriage of
- 582 extended-spectrum β -lactamases in the community: toward the globalization of CTX-M. *Clin*
- 583 *Microbiol Rev* 2013; **26**: 744–58.
- 584 9 Bonten M, Johnson JR, van den Biggelaar AHJ, *et al.* Epidemiology of *Escherichia coli*
- 585 Bacteremia: A Systematic Literature Review. *Clin Infect Dis* 2021; **72**: 1211–9.
- 586 10 Pitout JDD, Nordmann P, Laupland KB, Poirel L. Emergence of Enterobacteriaceae
- 587 producing extended-spectrum beta-lactamases (ESBLs) in the community. *J Antimicrob*
- 588 *Chemother* 2005; **56**: 52–9.
- 589 11 Opatowski L, Guillemot D, Boëlle P-Y, Temime L. Contribution of mathematical modeling to
- 590 the fight against bacterial antibiotic resistance. *Curr Opin Infect Dis* 2011; **24**: 279–87.
- 591 12 Bonten MJ, Austin DJ, Lipsitch M. Understanding the spread of antibiotic resistant pathogens
- 592 in hospitals: mathematical models as tools for control. *Clin Infect Dis* 2001; **33**: 1739–46.
- 593 13 Niewiadomska AM, Jayabalasingham B, Seidman JC, *et al.* Population-level mathematical
- 594 modeling of antimicrobial resistance: a systematic review. *BMC Med* 2019; **17**: 81.
- 595 14 Ramsay DE, Invik J, Checkley SL, Gow SP, Osgood ND, Waldner CL. Application of
- 596 dynamic modelling techniques to the problem of antibacterial use and resistance: a scoping
- 597 review. *Epidemiol Infect* 2018; **146**: 2014–27.
- 598 15 Chatterjee A, Modarai M, Naylor NR, *et al.* Quantifying drivers of antibiotic resistance in
- 599 humans: a systematic review. *Lancet Infect Dis* 2018; **18**: e368–78.
- 600 16 Hilty M, Betsch BY, Bögli-Stuber K, *et al.* Transmission dynamics of extended-spectrum β -
- 601 lactamase-producing Enterobacteriaceae in the tertiary care hospital and the household setting.
- 602 *Clin Infect Dis* 2012; **55**: 967–75.
- 603 17 Rodríguez-Baño J, López-Cerero L, Navarro MD, Díaz de Alba P, Pascual A. Faecal carriage
- 604 of extended-spectrum beta-lactamase-producing *Escherichia coli*: prevalence, risk factors and
- 605 molecular epidemiology. *J Antimicrob Chemother* 2008; **62**: 1142–9.
- 606 18 Despotovic M, de Nies L, Busi SB, Wilmes P. Reservoirs of antimicrobial resistance in the
- 607 context of One Health. *Curr Opin Microbiol* 2023; **73**: 102291.
- 608 19 Ny S, Löfmark S, Börjesson S, *et al.* Community carriage of ESBL-producing *Escherichia*

- 609 coli is associated with strains of low pathogenicity: a Swedish nationwide study. *J Antimicrob*
610 *Chemother* 2017; **72**: 582–8.
- 611 20 Raffelsberger N, Buczek DJ, Svendsen K, *et al.* Community carriage of ESBL-producing
612 *Escherichia coli* and *Klebsiella pneumoniae*: a cross-sectional study of risk factors and
613 comparative genomics of carriage and clinical isolates. *mSphere* 2023; : e0002523.
- 614 21 Godijk NG, Bootsma MCJ, Bonten MJM. Transmission routes of antibiotic resistant bacteria:
615 a systematic review. *BMC Infect Dis* 2022; **22**: 482.
- 616 22 MacFadden DR, Fisman DN, Hanage WP, Lipsitch M. The Relative Impact of Community
617 and Hospital Antibiotic Use on the Selection of Extended-spectrum Beta-lactamase-producing
618 *Escherichia coli*. *Clin Infect Dis* 2019; **69**: 182–8.
- 619 23 Mughini-Gras L, Dorado-García A, van Duijkeren E, *et al.* Attributable sources of
620 community-acquired carriage of *Escherichia coli* containing β -lactam antibiotic resistance
621 genes: a population-based modelling study. *Lancet Planet Health* 2019; **3**: e357–69.
- 622 24 Kachalov VN, Nguyen H, Balakrishna S, *et al.* Identifying the drivers of multidrug-resistant
623 *Klebsiella pneumoniae* at a European level. *PLoS Comput Biol* 2021; **17**: e1008446.
- 624 25 Haverkate MR, Platteel TN, Fluit AC, *et al.* Quantifying within-household transmission of
625 extended-spectrum β -lactamase-producing bacteria. *Clin Microbiol Infect* 2017; **23**: 46.e1-
626 46.e7.
- 627 26 Davies NG, Flasche S, Jit M, Atkins KE. Within-host dynamics shape antibiotic resistance in
628 commensal bacteria. *Nat Ecol Evol* 2019; **3**: 440–9.
- 629 27 Salazar-Vizcaya L, Atkinson A, Kronenberg A, *et al.* The impact of public health
630 interventions on the future prevalence of ESBL-producing *Klebsiella pneumoniae*: a
631 population based mathematical modelling study. *BMC Infect Dis* 2022; **22**: 487.
- 632 28 Talaminos A, López-Cerero L, Calvillo J, Pascual A, Roa LM, Rodríguez-Baño J. Modelling
633 the epidemiology of *Escherichia coli* ST131 and the impact of interventions on the community
634 and healthcare centres. *Epidemiol Infect* 2016; **144**: 1974–82.
- 635 29 Olesen SW, Lipsitch M, Grad YH. The role of “spillover” in antibiotic resistance. *Proc Natl*
636 *Acad Sci USA* 2020; **117**: 29063–8.
- 637 30 Kardaś-Słoma L, Yazdanpanah Y, Perozziello A, *et al.* Hand hygiene improvement or
638 antibiotic restriction to control the household transmission of extended-spectrum β -lactamase-
639 producing *Escherichia coli*: a mathematical modelling study. *Antimicrob Resist Infect Control*
640 2020; **9**: 139.
- 641 31 Eisenberg JNS, Goldstick J, Cevallos W, *et al.* In-roads to the spread of antibiotic resistance:
642 regional patterns of microbial transmission in northern coastal Ecuador. *J R Soc Interface*
643 2012; **9**: 1029–39.
- 644 32 Godijk NG, Bootsma MCJ, van Werkhoven HC, *et al.* Does plasmid-based beta-lactam
645 resistance increase *E. coli* infections: Modelling addition and replacement mechanisms. *PLoS*
646 *Comput Biol* 2022; **18**: e1009875.
- 647 33 van den Bunt G, Fluit AC, Bootsma MCJ, *et al.* Dynamics of Intestinal Carriage of Extended-
648 Spectrum Beta-lactamase-Producing Enterobacteriaceae in the Dutch General Population,
649 2014-2016. *Clin Infect Dis* 2020; **71**: 1847–55.
- 650 34 Sundqvist M, Geli P, Andersson DI, *et al.* Little evidence for reversibility of trimethoprim
651 resistance after a drastic reduction in trimethoprim use. *J Antimicrob Chemother* 2010; **65**:
652 350–60.
- 653 35 Blanquart F, Lehtinen S, Lipsitch M, Fraser C. The evolution of antibiotic resistance in a
654 structured host population. *J R Soc Interface* 2018; **15**. DOI:10.1098/rsif.2018.0040.
- 655 36 Austin DJ, Kakehashi M, Anderson RM. The transmission dynamics of antibiotic-resistant

- 656 bacteria: the relationship between resistance in commensal organisms and antibiotic
657 consumption. *Proc Biol Sci* 1997; **264**: 1629–38.
- 658 37 Arcilla MS, van Hattem JM, Haverkate MR, *et al.* Import and spread of extended-spectrum β -
659 lactamase-producing Enterobacteriaceae by international travellers (COMBAT study): a
660 prospective, multicentre cohort study. *Lancet Infect Dis* 2017; **17**: 78–85.
- 661 38 Knight GM, Costelloe C, Deeny SR, *et al.* Quantifying where human acquisition of antibiotic
662 resistance occurs: a mathematical modelling study. *BMC Med* 2018; **16**: 137.
- 663 39 Allel K, Goscé L, Araos R, *et al.* Transmission of gram-negative antibiotic-resistant bacteria
664 following differing exposure to antibiotic-resistance reservoirs in a rural community: a
665 modelling study for bloodstream infections. *Sci Rep* 2022; **12**: 13488.
- 666 40 Spicknall IH, Foxman B, Marrs CF, Eisenberg JNS. A modeling framework for the evolution
667 and spread of antibiotic resistance: literature review and model categorization. *Am J*
668 *Epidemiol* 2013; **178**: 508–20.
- 669 41 Johnson JR, Owens K, Gajewski A, Clabots C. Escherichia coli colonization patterns among
670 human household members and pets, with attention to acute urinary tract infection. *J Infect*
671 *Dis* 2008; **197**: 218–24.
- 672 42 Leimbach A, Hacker J, Dobrindt U. E. coli as an all-rounder: the thin line between
673 commensalism and pathogenicity. *Curr Top Microbiol Immunol* 2013; **358**: 3–32.
- 674 43 Herindrainy P, Rabenandrasana MAN, Andrianirina ZZ, *et al.* Acquisition of extended
675 spectrum beta-lactamase-producing enterobacteriaceae in neonates: A community based
676 cohort in Madagascar. *PLoS One* 2018; **13**: e0193325.
- 677 44 Madigan T, Johnson JR, Clabots C, *et al.* Extensive Household Outbreak of Urinary Tract
678 Infection and Intestinal Colonization due to Extended-Spectrum β -Lactamase-Producing
679 Escherichia coli Sequence Type 131. *Clin Infect Dis* 2015; **61**: e5-12.
- 680 45 García-Rey C, Fenoll A, Aguilar L, Casal J. Effect of social and climatological factors on
681 antimicrobial use and Streptococcus pneumoniae resistance in different provinces in Spain. *J*
682 *Antimicrob Chemother* 2004; **54**: 465–71.
- 683 46 Otter JA, Natale A, Batra R, *et al.* Individual- and community-level risk factors for ESBL
684 Enterobacteriaceae colonization identified by universal admission screening in London. *Clin*
685 *Microbiol Infect* 2019; **25**: 1259–65.
- 686 47 Ling W, Peri AM, Furuya-Kanamori L, Harris PNA, Paterson DL. Carriage Duration and
687 Household Transmission of Enterobacteriales Producing Extended-Spectrum Beta-Lactamase
688 in the Community: A Systematic Review and Meta-Analysis. *Microb Drug Resist* 2022;
689 published online June 21. DOI:10.1089/mdr.2022.0035.
- 690 48 Ruppé E, Armand-Lefèvre L, Estellat C, *et al.* High Rate of Acquisition but Short Duration of
691 Carriage of Multidrug-Resistant Enterobacteriaceae After Travel to the Tropics. *Clin Infect*
692 *Dis* 2015; **61**: 593–600.
- 693 49 van der Bij AK, Pitout JDD. The role of international travel in the worldwide spread of
694 multiresistant Enterobacteriaceae. *J Antimicrob Chemother* 2012; **67**: 2090–100.
- 695 50 Krieger MS, Denison CE, Anderson TL, Nowak MA, Hill AL. Population structure across
696 scales facilitates coexistence and spatial heterogeneity of antibiotic-resistant infections. *PLoS*
697 *Comput Biol* 2020; **16**: e1008010.
- 698 51 Bogaert D, van Belkum A, Sluijter M, *et al.* Colonisation by Streptococcus pneumoniae and
699 Staphylococcus aureus in healthy children. *Lancet* 2004; **363**: 1871–2.
- 700 52 Tenaillon O, Skurnik D, Picard B, Denamur E. The population genetics of commensal
701 Escherichia coli. *Nat Rev Microbiol* 2010; **8**: 207–17.
- 702 53 Lipsitch M, Colijn C, Cohen T, Hanage WP, Fraser C. No coexistence for free: neutral null

- 703 models for multistrain pathogens. *Epidemics* 2009; **1**: 2–13.
- 704 54 Chang D, Sharma L, Dela Cruz CS, Zhang D. Clinical Epidemiology, Risk Factors, and
705 Control Strategies of Klebsiella pneumoniae Infection. *Front Microbiol* 2021; **12**: 750662.
- 706 55 Duval A, Obadia T, Boëlle P-Y, *et al.* Close proximity interactions support transmission of
707 ESBL-K. pneumoniae but not ESBL-E. coli in healthcare settings. *PLoS Comput Biol* 2019;
708 **15**: e1006496.
- 709 56 Denkel LA, Maechler F, Schwab F, *et al.* Infections caused by extended-spectrum β -
710 lactamase-producing Enterobacterales after rectal colonization with ESBL-producing
711 Escherichia coli or Klebsiella pneumoniae. *Clin Microbiol Infect* 2020; **26**: 1046–51.
- 712 57 Maher MC, Alemayehu W, Lakew T, *et al.* The fitness cost of antibiotic resistance in
713 Streptococcus pneumoniae: insight from the field. *PLoS One* 2012; **7**: e29407.
- 714 58 de Cellès MD, Pons-Salort M, Varon E, *et al.* Interaction of vaccination and reduction of
715 antibiotic use drives unexpected increase of pneumococcal meningitis. *Sci Rep* 2015; **5**:
716 11293.
- 717 59 Melnyk AH, Wong A, Kassen R. The fitness costs of antibiotic resistance mutations. *Evol*
718 *Appl* 2015; **8**: 273–83.
- 719 60 Vanacker M, Lenuzza N, Rasigade J-P. The fitness cost of horizontally transferred and
720 mutational antimicrobial resistance in Escherichia coli. *Front Microbiol* 2023; **14**: 1186920.
- 721 61 Enne VI, Delsol AA, Davis GR, Hayward SL, Roe JM, Bennett PM. Assessment of the fitness
722 impacts on Escherichia coli of acquisition of antibiotic resistance genes encoded by different
723 types of genetic element. *J Antimicrob Chemother* 2005; **56**: 544–51.
- 724 62 MacLean RC, San Millan A. The evolution of antibiotic resistance. *Science* 2019; **365**: 1082–
725 3.
- 726 63 Lamberte LE, van Schaik W. Antibiotic resistance in the commensal human gut microbiota.
727 *Curr Opin Microbiol* 2022; **68**: 102150.
- 728 64 Pamer EG. Resurrecting the intestinal microbiota to combat antibiotic-resistant pathogens.
729 *Science* 2016; **352**: 535–8.
- 730 65 Chang Q, Lipsitch M, Hanage WP. Impact of Host Heterogeneity on the Efficacy of
731 Interventions to Reduce Staphylococcus aureus Carriage. *Infect Control Hosp Epidemiol*
732 2016; **37**: 197–204.
- 733 66 Leclerc QJ, Lindsay JA, Knight GM. Mathematical modelling to study the horizontal transfer
734 of antimicrobial resistance genes in bacteria: current state of the field and recommendations. *J*
735 *R Soc Interface* 2019; **16**: 20190260.
- 736 67 Mughini-Gras L, Kooh P, Augustin J-C, *et al.* Source attribution of foodborne diseases:
737 potentialities, hurdles, and future expectations. *Front Microbiol* 2018; **9**: 1983.
- 738 68 Johnson AP. Surveillance of antibiotic resistance. *Philos Trans R Soc Lond B, Biol Sci* 2015;
739 **370**: 20140080.
- 740 69 Assab R, Nekkab N, Crépey P, *et al.* Mathematical models of infection transmission in
741 healthcare settings: recent advances from the use of network structured data. *Curr Opin Infect*
742 *Dis* 2017; **30**: 410–8.
- 743
- 744