

1
2
3
4
5
6
7
8
9
10
11
12
13
14
15
16
17
18
19
20
21
22

Title Page

Global research trends in postoperative ileus from 2011 to 2023: A Scientometric study

Yan Zhou^{1¶}, Zi-Han Yin^{1¶}, Ming-Sheng Sun^{1¶}, Yang-Yang Wang¹, Chen Yang¹, Shu-Hao Li¹, Fan-Rong Liang¹, Fang Liu^{2*}

¹Acupuncture and Tuina School, Chengdu University of Traditional Chinese Medicine, Chengdu, Sichuan, China

²Department of Integrated Chinese and Western Medicine, Sichuan Cancer Hospital & Institute, Sichuan Cancer Center, School of Medicine, University of Electronic Science and Technology of China, Chengdu, Sichuan, China.

* Corresponding author

Email: liufang@scszlyy.org.cn (FL)

¶These authors have contributed equally to this work and share first authorship

NOTE: This preprint reports new research that has not been certified by peer review and should not be used to guide clinical practice.

23 **Abstract**

24 **Objective:** To explore the current status, trends, and frontiers of POI research from 2011
25 to the present based on bibliometric analysis. **Methods:** Publications published on POI
26 research from 2011 to 2023 were retrieved on June 1, 2023, from the Web of Science
27 Core Collection. CiteSpace 6.2.R2 and VOSviewer were used to conduct bibliometric
28 visualization. **Results:** In total, 778 POI records published from 2011 to 2023 were
29 retrieved. Over the past few decades, the annual cumulative number of related articles
30 has linearly increased, with China and the United States of America (USA) contributing
31 prominently. All the publications were from 59 countries and territories. China and the
32 University of Bonn were the top contributing country and institution, respectively.
33 *Neurogastroenterology & Motility* was the most prolific journal. *The Journal of*
34 *Gastrointestinal Surgery* had the highest number of citations. Wehner Sven was the
35 most productive author. Burst keywords (*e.g.*, colon, prolonged ileus, acupuncture,
36 paralytic ileus, pathophysiology, rectal cancer, gastrointestinal function, risk) and a
37 series of reference citation bursts provided evidence for the research frontiers in recent
38 years. **Conclusions:** This study demonstrates trends in the published literature on POI
39 and provides new insights for researchers. It emphasizes the importance of
40 multidisciplinary cooperation in the development of this field.

41 **Introduction**

42 Postoperative ileus (POI), also known as postoperative gastrointestinal
43 dysfunction, frequently occurs after abdominal and other surgical procedures^[1]. The

44 incidence rate of POI after abdominal surgery ranges from 10 % to 30 %^[2-5]. The
45 clinical manifestations of POI include feeding intolerance, abdominal distention,
46 abdominal pain, loss of bowel sounds, cessation of flatus and defecation, nausea, and
47 vomiting, all of which impede recovery and impair patients' quality of life. POI is not
48 only a significant risk factor for complications, such as wound dehiscence, pulmonary
49 embolism, and deep vein thrombosis^[6] but also a significant predictor of prolonged
50 hospitalization and increased costs^{[7],[8],[9]}. It has been estimated that in the USA, the
51 annual costs associated with POI are as high as US\$1.47 billion, placing a significant
52 financial burden on society^[10].

53 Scientometrics reveals the current status and trends of research in a particular field
54 through quantitative analysis of the literature. This helps researchers identify research
55 priorities and development frontiers, which is beneficial for future research^{[11],[12]}.

56 CiteSpace has been used for bibliometric analyses in various research fields;
57 however, bibliometric analyses of POI have not yet been published. In this study, we
58 first used CiteSpace to analyze articles on POI published from 2011 to 2023 based on
59 the Web of Science Core Collection (WoSCC) database to provide guidance for future
60 scientific research on POI.

61 **Materials and methods**

62 **Search strategies.**

63 We extracted literature from the Science Citation Index-EXPANDED and Social
64 Sciences Citation Index databases in the WoSCC via the Chengdu University of

65 Traditional Chinese Medicine Library website. The terms used in the search were TS =
66 (Postoperative ileus OR Postoperative intestinal obstruction OR Postoperative
67 gastrointestinal dysfunction OR Postoperative intestinal paralysis) and Language =
68 English. The time span was limited from January 1, 2011, to May 31, 2023. We selected
69 only original articles and reviews, and all data were downloaded on June 1, 2023.
70 Consequently, 778 records were obtained. S1 Fig shows the details of the search process.

71 **Fig 1. Publication growth trends and analysis of countries in the postoperative**
72 **ileus field.**

73 **A: The number of global annual publications and the cumulative number of**
74 **annual publications; B: Annual publication growth in the top 10 countries.**

75 **Analysis tool**

76 In this study, Microsoft Excel 2021, VOSviewer, and CiteSpace 6.2.R2 were
77 selected for the bibliometric analysis, and the data related to countries, institutions,
78 journals, and authors could be generated using the above software. In this study, article
79 count, citation frequency, impact factor (IF), citation/article ratio, centrality, and other
80 parameters were selected. We used article counting to measure productivity and identify
81 productive countries, institutions, journals, and authors. The IF was obtained from the
82 Journal Citation Reports for 2022. IF was used to assess journal quality. We used
83 VOSviewer to build a visual map of the network and examine partnerships between
84 countries and institutions. “Countries” and “organizations” were selected as the units
85 of analysis. The counting method was set to full count. We selected CiteSpace 6.2.R2
86 to map the keyword co-occurrence view, keyword clustering, and reference citation

87 clustering. The parameters were set as follows: For articles published from 2011 to
88 2023, the time slice was set to 1 year. The node selection type was set to 1 at a time,
89 with a g-index k value of 5. Different parameters were set according to the different
90 node types to draw visualized maps.

91 **Results**

92 **Output trends of publications**

93 From 2011 to 2023, 778 POI-related records met the search criteria, including 646
94 articles and 132 reviews. Fig 1A depicts the annual global distribution and cumulative
95 number of publications on POI from 2011 to 2023. Between 2011 and 2023, the
96 cumulative annual publication trend was linear. Fig 1B illustrates the annual publication
97 trends for the top 10 academic output countries. Over the past decade, the number of
98 publications on POI in China and the USA has significantly increased.

99 **Contribution by country and institution**

100 The 778 articles came from 1097 institutions in 59 countries. Table 1 presents
101 detailed information on the top 10 countries. China had the most articles (201), followed
102 by the USA (177) and Japan (78). However, the top three countries in terms of total
103 citations were the USA, China, and the Netherlands. Among the top 10 countries,
104 Belgium showed high academic quality with a significantly higher citation/article ratio
105 (40.55) than the other countries.

106 **Table 1. The top 10 countries that published articles on postoperative ileus**
107 **research**

Rank	Country	Number of articles	Number of citations	Citations per article
1	China	201	1486	7.39
2	USA	177	3360	18.98
3	Japan	78	887	11.37
4	Germany	65	1236	19.02
5	South Korea	44	545	12.39
6	England	42	990	23.57
7	Netherlands	41	1356	33.07
8	Belgium	31	1257	40.55
9	Australia	26	377	14.5
10	Italy	23	427	18.57

108

109 We used VOSviewer to construct network visualization graphs for POI-related
110 articles to assess international cooperation. Collaboration between countries and
111 institutions is shown in S2 Fig. Nodes with a higher degree of co-occurrence were
112 classified as having the same color. Nodes with similar colors formed clusters,
113 indicating closer cooperation. The width of the lines indicated the strength of the
114 cooperation. As shown in the S2 Fig, the USA had the highest total link strength,
115 indicating that it cooperates the most with the rest of the world. The country with which
116 the USA cooperated the most was the Netherlands, followed by Germany and Belgium,

117 and the top 10 most productive institutions are listed in Table 2. The University of Bonn
118 (23 articles) ranked first, followed by the Nanjing University (18 articles), and the
119 University of Tokyo (16 articles). However, the University of Amsterdam had the
120 highest citation/article ratio (55), followed by the University of Auckland (38.14) and
121 Katholieke Universiteit Leuven (29.45). The light blue cluster was led by the Royal
122 Adelaide Hospital, which had the most collaborations with the University of Adelaide.
123 These findings provide useful information regarding outstanding research teams in the
124 field and the establishment of collaborations.

125 **Fig 2. The dual-map overlay of journals in postoperative ileus research.**

126 The labels on the left side of the map represent the disciplines covered by citing journals,
127 and the labels on the right side of the map represent the disciplines covered by cited
128 journals. Colored paths illustrate citation relationships, and thick lines represent major
129 paths.

130 **Table 2. The top 10 institutions that published articles on postoperative ileus**

Rank	Institutions	Documents	Citations	Country	Citations per article
1	University of Bonn	23	556	Germany	24.17
2	Nanjing University	18	156	China	8.67
3	University of Tokyo	16	267	Japan	16.69
4	University of Amsterdam	15	825	Netherlands	55

5	Royal Adelaide Hospital	14	59	Australia	4.21
6	University of Auckland	14	534	New Zealand	38.14
7	University of Adelaide	13	56	Australia	4.31
8	Yonsei University	13	130	South Korea	10
9	Katholieke University Leuven	11	324	Belgium	29.45
10	Beijing University of Chinese Medicine	11	108	China	9.82

131

132 **Analysis of journals and cited journals**

133 POI research papers were published by 4539 authors in 304 journals, with 15,389
134 publications in 3384 journals. The top 10 journals accounted for 22.6 % of the total
135 number of articles (778) (S1 Table). Among these journals, *Neurogastroenterology &*
136 *Motility* published the highest number of articles on POI research (31 articles, IF 2022
137 = 3.96), followed by the *International Journal of Colorectal Disease* (24 articles, IF
138 2022 = 2.796). The *British Journal of Surgery* had the highest IF (11.122), and *Journal*
139 *of Gastrointestinal Surgery* had a citation/article ratio (29.52) that far exceeded that of
140 the other listed journals. S2 Table lists the top 10 journals cited in POI research. *Annals*
141 *of Surgery* was the most cited journal (1356 citations) in the field, followed by *Diseases*

142 *of the Colon and Rectum* (798 citations) and *British Journal of Surgery* and
143 *Gastroenterology* (773 citations). Additionally, Fig 2 shows a dual-map overlay of
144 journals reflecting the subject distribution of academic journals. Most clusters of cited
145 journals were located in medicine, medical, clinical, molecular, biology, genetics,
146 health, and nursing.

147 **Contribution by authors**

148 A total of 4539 authors made contributions to the total number of publications.
149 The most productive authors are listed in S3 Table. Wehner Sven published 22 articles
150 and ranked first in terms of the number of publications, followed by Kalff Joerg (20).
151 Matteoli Gianluca had the highest citation/article ratio (66.78), followed by De Jonge
152 Wouter (32.78) and Wehner Sven (22.27).

153 **Analysis of keywords**

154 High-frequency and high-centrality keywords reflect the current research hotspots
155 in a particular field^[13]. We used CiteSpace to create a co-occurrence graph for the 110
156 keywords (Fig 3A). Table 3 lists the top 10 keywords according to their frequency and
157 centrality. The five most frequent keywords were “postoperative ileus,” “colorectal
158 surgery,” “surgery,” “risk factors,” and “management.” The top 5 keywords with the
159 most centrality were “section,” “enhanced recovery,” “alvimopan,” “double blind,” and
160 “management.” Four of the top 10 most frequent keywords were related to surgery, and
161 two were related to recovery. All the keywords were divided into nine clusters based on
162 a co-occurrence map (Fig 3B). The top five clusters were “inflammation,” “surgery,”
163 “risk factors,” “intestinal obstruction,” and “small bowel obstruction,” showing the

164 structural system of the field of POI research.

165 **Table 3. Top 10 Keywords with the Highest Frequency and Centrality Values for**
166 **postoperative ileus**

Ranking	Frequency	Keyword	Centrality	Keyword
1	341	Postoperative ileus	0.73	Resection
2	120	Colorectal surgery	0.65	Enhanced recovery
3	116	Surgery	0.62	Alvimopan
4	110	Risk factors	0.46	Double blind
5	101	Management	0.37	Management
6	80	Recovery	0.35	Postoperative ileus
7	77	Enhanced recovery	0.35	Abdominal surgery
8	66	Resection	0.32	Intestinal obstruction
9	61	Abdominal surgery	0.3	Mechanisms
10	58	Metaanalysis	0.3	Inflammatory response

167

168 Burst keywords appear as high-frequency words within a certain time period,

169 showing research hotspots and trends and possibly predicting future emerging focus in

170 dynamic research fields^[14]. Fig 3C shows the top 30 keywords with the strongest
171 citation bursts from 2011 to 2023. Of these, “alvimopan” had the highest burst strength
172 (7.43) since 2011, followed by “chewing gum” (6.39). “Small bowel obstruction” had
173 the longest burst period (2015–2020). The latest burst keywords were “colon” (2019–
174 2023), “prolonged ileus” (2019–2023), “acupuncture” (2020–2023), “paralytic ileus”
175 (2020–2023), “pathophysiology” (2021–2023), “rectal cancer” (2021–2023),
176 “gastrointestinal function” (2021–2023), and “risk” (2021–2023), indicating that they
177 have been the focus of attention so far.

178 **Fig3. The keywords analysis on postoperative ileus research.**

179 **A: Co-occurrence map of keywords for postoperative ileus; B: Clusters of**
180 **keywords in postoperative ileus research; C: Top 30 keywords with the strongest**
181 **citation bursts on postoperative ileus research.**

182 **Analysis of references**

183 Co-cited references highlight key articles that contribute to research in the field.
184 S4 Table lists the top 10 highly cited references over the past 12 years. The milestone
185 literature and rapid evolution of the field can be elucidated by citation analysis of
186 relevant documents^[15]. Productions with the strongest citation bursts are considered the
187 knowledge bases of the research frontiers. We utilized CiteSpace to generate a timeline
188 visualization of the cited references (Fig 4A), clearly showing the development trends
189 of POI research. The largest cluster was “coffee”, indicating a significant research focus
190 and interest over the past several years. This was followed by “prolonged postoperative
191 ileus”, “chewing gum”, “mast cells”, “postoperative care”, and “gut microbiota”.

192 Clusters 2 “chewing gum”, 3 “mast cells”, 4 “postoperative care”, 10 “alvimopan”, and
193 11 “ghrelin” received more attention in the early years, and clusters 0, 1, 5, 9, and 12
194 continue to evolve, foreshadowing future research trends.

195 Fig 4B shows the top 25 references with the strongest citation bursts. Citation
196 bursts until 2023 were led by Chapman et al. (2018), who had the strongest burst (11.32),
197 followed by Gustafsson et al. (2019), Hedrick et al. (2018), Mao et al. (2019), and
198 Scarborough et al. (2017). References on the definition, pathophysiologic mechanisms,
199 prevention, and financial impact of POI demonstrated active citation bursts^[16-19].

200 **Fig 4. The references analysis on postoperative ileus research.**

201 **A: Timeline view of the cited references in postoperative ileus research.**

202 **B: Top 25 references with the strongest citation bursts on postoperative ileus**
203 **research**

204 **Discussion**

205 In this study, we performed a bibliometric analysis of documents related to POI
206 from 2011 to 2023 by searching the WOSCC. The aim was to summarize the current
207 state of research, hotspots, and trends in this field from a global perspective.

208 In total, 778 documents on POI were retrieved, including 646 articles and 132
209 reviews. From 2011 to 2023, the number of annual articles in this field was generally
210 on the rise, indicating that research on POI is increasing annually. China was the most
211 productive country, especially between 2019 and 2021, with rapid growth in the number
212 of publications. Nevertheless, although China had the highest number of articles, its

213 citation/article ratio ranked last among the top 10 countries. Therefore, the overall
214 quality of the articles requires further improvement. Therefore, China must focus on in-
215 depth research to further strengthen its cooperation with other countries. In contrast,
216 although Belgium had published only a few articles, these articles had high academic
217 quality.

218 Of the top 10 institutions, nine were universities, indicating that universities are
219 the main research community in this field. Two of the top 10 institutions were from
220 China (Nanjing University and Beijing University of Chinese Medicine), and two were
221 from Australia (University of Adelaide and Royal Adelaide Hospital), suggesting that
222 these two countries have a multitude of excellent research groups in this field. The IF
223 scores of the retrieved articles of the top 10 most productive journals were generally
224 low. Therefore, high-quality research in this field is required.

225 Furthermore, the double map overlay of the journals shows that this study
226 concentrated on clinical medicine and basic research; consequently, multidisciplinary
227 cross-collaboration is required in the future to promote in-depth development of the
228 POI domain.

229 This study has identified several excellent research outputs that have contributed
230 significantly to the advancement of POI research. For example, (Vather R,
231 2013)^[20] was most widely cited. It proposed clinically quantifiable definitions of POI
232 and standardized clinical parameters that can help to objectively compare different
233 intervention modalities and were valuable for the improvement of external validity of
234 future clinical trials. Chapuis et al.^[4] identified independent preoperative and

235 intraoperative risk factors for prolonged ileus, which will not only help healthcare
236 professionals to identify suspected patients and provide targeted treatment, but will
237 also help researchers more effectively select subjects of clinical trials for the
238 prevention or treatment of prolonged ileus. Ng et al.^[21] conducted a randomized
239 controlled trial on electroacupuncture for POI and confirmed that electroacupuncture
240 reduced the duration of ileus, time to first out-of-bed activity, and need for
241 postoperative analgesia after laparoscopic surgery for colorectal cancer. This study
242 provides high-quality evidence for the efficacy of acupuncture for the treatment of
243 POI.

244 Analysis of keyword bursts can assist in predicting research hotspots and frontiers
245 in POI areas. The keywords “colon,” “prolonged ileus,” “acupuncture,” “paralytic ileus,”
246 “pathophysiology,” “rectal cancer,” and “gastrointestinal function” are anticipated to
247 appear frequently over the next few years, indicating emerging research trends. The top
248 three POI frontiers are as follows: (1) prolonged ileus: prolonged ileus is usually called
249 paralytic ileus, which is defined as the absence of bowel function recovery within 7
250 days after surgery^[5]. Prolonged ileus is a common complication of colon surgery, with
251 an incidence rate of up to 12.7%, and is significantly associated with higher mortality,
252 longer postoperative hospital stay, and higher risks of unplanned reoperation and
253 readmission^[5]. The independent risk factors for prolonged ileus are male sex,
254 respiratory diseases, peripheral vascular disease, resection at urgent operation,
255 transfusion in perioperative period, construction of stoma, and operation lasting ≥ 3 h^[4].
256 Such patients are more prone to postoperative complications, such as intra-abdominal

257 infection and anastomotic leakage^[2, 5]. Prolonged ileus treatment is estimated to cost
258 750 million dollars per year in the USA ^[22]. A systematic review suggested the selective
259 use of nasogastric tubes to manage prolonged ileus^[23]; however, new strategies for the
260 treatment of prolonged ileus require further research, as reliable evidence is still
261 lacking^[1]. (2) Acupuncture: A previous study reported the increasing popularity of
262 acupuncture in the field of POI^[24]. Animal studies^[25, 26] have confirmed that
263 electroacupuncture at ST-36 can accelerate colonic motility and promote colonic
264 contraction through the parasympathetic nervous system and cholinergic pathway.
265 Several clinical studies^[21, 27, 28] have found that electroacupuncture reduces the duration
266 of POI after laparoscopic colorectal cancer surgery, time to get out of bed, and need for
267 postoperative analgesics and reduces the incidence of prolonged ileus. The somatic
268 autonomous reflex allows electroacupuncture to regulate physiological functions at
269 specific acupoints^[29]. Evidence suggests that electroacupuncture regulates
270 gastrointestinal function by stimulating the vagus nervous system and may produce
271 anti-inflammatory effects^[30, 31]. An experimental study revealed that
272 electroacupuncture activated the vagus nerve, which in turn activated the nicotinic alpha
273 7 acetylcholine receptors ($\alpha 7$ nAChR)-mediated JAK2/STAT3 signaling pathway in
274 macrophages, thereby inhibiting intestinal operation-induced inflammation^[32].
275 However, some researchers have found that the regulatory effect of electroacupuncture
276 on POI is mainly achieved by stimulating nucleus tractus solitarii neurons to promote
277 gastrointestinal motility but not by activating the cholinergic anti-inflammatory
278 pathway^[33]. Therefore, the exact mechanism of action of acupuncture for the treatment

279 of POI requires further investigation. (3) Pathophysiology: POI is caused by autonomic
280 and hormonal mechanisms^[19]. The triggers of POI are multifactorial because bowel
281 manipulation, fluid overload, neurohormonal dysfunction, inflammation, opioid
282 analgesia, and somatic and visceral trauma are all associated with the condition^[1, 34-37].
283 POI consists of three stages of development. The first stage of skin incision involves
284 the sympathetic nervous system and is mediated by the corticotropin-releasing factor,
285 leading to acute intestinal paralysis^[37]. The second stage begins 3–4 h after intestinal
286 manipulation and is mediated by inflammation. The release of local inflammatory
287 cytokines and chemokines upregulates the expression of adhesion molecules in
288 endothelial cells^[7]. Consequently, leukocytes, mainly monocytes and neutrophils
289 invade the muscularis externa of the small intestine^[38]. Invading mononuclear cells and
290 activated macrophages release nitric oxide and prostaglandins, which inhibit smooth
291 muscle contraction^[39]. Local inflammation leads to widespread suppression of
292 gastrointestinal motodynamics through a “field effect,”^[40] whose mechanisms include
293 complex neuronal and immune responses, including white blood cell production of
294 nitric oxide^[39], whole-intestinal dissemination of T helper cell-mediated
295 inflammation^[39], and activation of inhibitory neural pathways affecting the entire
296 intestine^[41]. The invasion of leukocytes into the muscularis externa (ME) underlies the
297 impairment of intestinal motility after intestinal manipulation^[38]. However, the triggers
298 of the inflammatory cascade are unknown and may involve dendritic cells, mast cells,
299 and/or macrophages^[6]. The third phase involves the activation of the vagus nerve
300 system. It is mediated by the $\alpha 7$ nAChR and 5-hydroxytryptamine 4 receptors (5-

301 HT4R)^[19]. Activation of 5-HT4R leads to an increase in acetylcholine released by
302 myenteric cholinergic neurons, thereby activating $\alpha 7$ nAChR on monocytes and
303 macrophages and reducing the inflammatory response^[42]. The development of the POI
304 includes the enteric gliosis of the ME^[43]. The latest cutting-edge research^[44] indicated
305 that beta adrenergic signaling is a priming factor in triggering enteric
306 glial responsiveness and the onset of acute enteric gliosis during surgical procedures,
307 which presents that beta adrenergic signaling of enteric glia is a promising target for
308 averting the emergence of POI. Most of the aforementioned studies on the
309 pathophysiological mechanisms of POI have involved mouse models. However, data
310 obtained from mouse models may not be applicable to humans. For example, the
311 expression profiles of mediators and receptors differ between humans and rodents^[45].
312 It is difficult to generate animal models of complications such as diabetes and
313 hypertension^[6]. Therefore, further clinical studies are required to elucidate the
314 mechanisms underlying POI in humans.

315 Articles with the highest burst of citations are potentially valuable for exploring
316 research frontiers^[11]. In this study, “coffee” was the largest cluster, and “spinal surgery”
317 was active until the most recent publication year. There is no consensus on whether
318 coffee can promote the recovery of POI. Randomized controlled trial (RCT) and meta-
319 analysis showed that coffee was effective in shortening postoperative defecation time
320 and hospital stay, which can be used to prevent POI ^[46-48]. However, a RCT^[49]
321 suggested that coffee could not accelerate the recovery of intestinal function after
322 minimally invasive surgery. Therefore, the study of coffee in the treatment of POI may

323 be a research hotspot in the future. POI is a common complication of spinal surgery,
324 with an incidence rate of 5–12%^[50]. It is expected that there will be a large number of
325 future studies on POI after spinal surgery. The top three publications with the strongest
326 citation bursts were as follows: (1) Chapman et al.^[16] systematically reviewed the
327 pathophysiological mechanisms of POI. Current pathophysiological knowledge
328 acknowledges neurogenic, inflammatory, and pharmacological mechanisms. However,
329 most evidence comes from animal studies, and the exact physiological mechanism of
330 POI in humans requires further study. Furthermore, they found that the methodological
331 preconditions for POI research are lacking. This study provides a reference for future
332 POI researches. (2) Gustafsson et al.^[51] coauthored guidelines that provide consensus
333 on optimal perioperative care for colorectal surgery and provide evidence-based
334 grading recommendations for each enhanced recovery after surgery (ERAS) program
335 in the ERAS protocol. These guidelines strongly recommend multimodal prevention of
336 POI. (3) Hedrick et al.^[18] published a joint consensus statement for the second
337 Perioperative Quality Initiative, which reached a consensus on the definition of POI
338 and established a framework for future clinical and scientific work. To provide
339 consensus recommendations on current prevention strategies in view of the extensive
340 postoperative impairment of gastrointestinal function, reasonable countermeasures
341 were formulated.

342 **Conclusions**

343 This study presents the global trends, keywords, highly cited articles, and research
344 frontiers in the POI field from 2011 to 2023. According to the obtained data, POI
345 research is in the rising stage of development and has great growth potential. China
346 leads the way in the number of publications. Research hotspots in the field of POI have
347 mainly focused on prolonged ileus, acupuncture, and its pathophysiology. In the future,
348 it will be necessary to further strengthen the cooperation between countries and
349 institutions, especially to pay attention to the importance of multidisciplinary
350 cooperation in the development of this field.

351 **Acknowledgments**

352 We would like to thank Editage (www.editage.com) for English language editing.

353 **References**

- 354 1. Bragg D, El-Sharkawy AM, Psaltis E, Maxwell-Armstrong CA, Lobo DN
355 (2015) Postoperative ileus: Recent developments in pathophysiology and
356 management. *Clin Nutr* **34**(3): 367-376. DOI: 10.1016/j.clnu.2015.01.016
- 357 2. Kronberg U, Kiran RP, Soliman MS, Hammel JP, Galway U, Coffey JC, et
358 al. (2011) A characterization of factors determining postoperative ileus after
359 laparoscopic colectomy enables the generation of a novel predictive score. *Ann*
360 *Surg* **253**(1): 78-81. DOI: 10.1097/SLA.0b013e3181fcb83e
- 361 3. Vather R, Josephson R, Jaung R, Robertson J, Bissett I (2015) Development
362 of a risk stratification system for the occurrence of prolonged postoperative
363 ileus after colorectal surgery: a prospective risk factor analysis. *Surgery* **157**(4):
364 764-773. DOI: 10.1016/j.surg.2014.12.005

- 365 4. Chapuis PH, Bokey L, Keshava A, Rickard MJ, Stewart P, Young CJ, et al.
366 (2013) Risk factors for prolonged ileus after resection of colorectal cancer: an
367 observational study of 2400 consecutive patients. *Ann Surg* **257**(5): 909-915. DOI:
368 10.1097/SLA.0b013e318268a693
- 369 5. Moghadamyeghaneh Z, Hwang GS, Hanna MH, Phelan M, Carmichael JC,
370 Mills S, et al. (2016) Risk factors for prolonged ileus following colon surgery.
371 *Surg Endosc* **30**(2): 603-609. DOI: 10.1007/s00464-015-4247-1
- 372 6. van Bree SH, Nemethova A, Cailotto C, Gomez-Pinilla PJ, Matteoli G,
373 Boeckxstaens GE (2012) New therapeutic strategies for postoperative ileus. *Nat*
374 *Rev Gastroenterol Hepatol* **9**(11): 675-683. DOI: 10.1038/nrgastro.2012.134
- 375 7. Boeckxstaens GE, de Jonge WJ (2009) Neuroimmune mechanisms in
376 postoperative ileus. *Gut* **58**(9): 1300-1311. DOI: 10.1136/gut.2008.169250
- 377 8. Maron DJ, Fry RD (2008) New Therapies in the Treatment of Postoperative
378 Ileus After Gastrointestinal Surgery. *Am J Ther* **15**(1): 59-65.
- 379 9. Delaney CP, Wolff BG, Viscusi ER, Senagore AJ, Fort JG, Du W, et al. (2007)
380 Alvimopan, for postoperative ileus following bowel resection: a pooled
381 analysis of phase III studies. *Ann Surg* **245**(3): 355-363. DOI:
382 10.1097/01.sla.0000232538.72458.93
- 383 10. Kraft MD (2008) Methylnaltrexone, a new peripherally acting mu-opioid
384 receptor antagonist being evaluated for the treatment of postoperative ileus.
385 *Expert Opin Investig Drugs* **17**(9): 1365-1377.
- 386 11. Gan PL, Huang S, Pan X, Xia HF, Zeng XY, Ren WS, et al. (2022) Global
387 research trends in the field of liver cirrhosis from 2011 to 2020: A visualised and
388 bibliometric study. *World J Gastroenterol* **28**(33): 4909-4919. DOI:
389 10.3748/wjg.v28.i33.4909
- 390 12. Oelrich B, Peters R, Jung K (2007) A bibliometric evaluation of publications
391 in urological journals among European Union countries between 2000-2005.
392 *Eur Urol* **52**(4): 1238-1248. DOI: 10.1016/j.eururo.2007.06.050
- 393 13. Ling F, Qi W, Li X, Zhou J, Xiong J, Zhao Y, et al. (2023) Bibliometric
394 Analysis of Acupuncture Therapy for Cancer Pain Over the Past 10 Years. *J Pain*
395 *Res* **16**: 985-1003. DOI: 10.2147/jpr.S395421
- 396 14. Luo H, Cai Z, Huang Y, Song J, Ma Q, Yang X, et al. (2021) Study on Pain
397 Catastrophizing From 2010 to 2020: A Bibliometric Analysis via CiteSpace.

- 398 *Front Psychol* **12**: 759347. DOI: 10.3389/fpsyg.2021.759347
- 399 15. Zhang X, Zhou Y, Wei N, Shou X, Fan S, You Y, et al. (2022) A Bibliometric
400 Analysis of Heart Failure with Preserved Ejection Fraction From 2000 to 2021.
401 *Curr Probl Cardiol* **47**(9): 101243. DOI: 10.1016/j.cpcardiol.2022.101243
- 402 16. Chapman SJ, Pericleous A, Downey C, Jayne DG (2018) Postoperative ileus
403 following major colorectal surgery. *Br J Surg* **105**(7): 797-810. DOI:
404 10.1002/bjs.10781
- 405 17. Mao H, Milne TGE, O'Grady G, Vather R, Edlin R, Bissett I (2019)
406 Prolonged Postoperative Ileus Significantly Increases the Cost of Inpatient Stay
407 for Patients Undergoing Elective Colorectal Surgery: Results of a Multivariate
408 Analysis of Prospective Data at a Single Institution. *Dis Colon Rectum* **62**(5): 631-
409 637. DOI: 10.1097/dcr.0000000000001301
- 410 18. Hedrick TL, McEvoy MD, Mythen MMG, Bergamaschi R, Gupta R,
411 Holubar SD, et al. (2018) American Society for Enhanced Recovery and
412 Perioperative Quality Initiative Joint Consensus Statement on Postoperative
413 Gastrointestinal Dysfunction Within an Enhanced Recovery Pathway for
414 Elective Colorectal Surgery. *Anesth Analg* **126**(6): 1896-1907. DOI:
415 10.1213/ane.0000000000002742
- 416 19. Venara A, Neunlist M, Slim K, Barbieux J, Colas PA, Hamy A, et al. (2016)
417 Postoperative ileus: Pathophysiology, incidence, and prevention. *J Visc Surg*
418 **153**(6): 439-446. DOI: 10.1016/j.jviscsurg.2016.08.010
- 419 20. Vather R, Trivedi S, Bissett I (2013) Defining postoperative ileus: results of
420 a systematic review and global survey. *J Gastrointest Surg* **17**(5): 962-972. DOI:
421 10.1007/s11605-013-2148-y
- 422 21. Ng SSM, Leung WW, Mak TWC, Hon SSF, Li JCM, Wong CYN, et al. (2013)
423 Electroacupuncture reduces duration of postoperative ileus after laparoscopic
424 surgery for colorectal cancer. *Gastroenterology* **144**(2): 307-313.e301. DOI:
425 10.1053/j.gastro.2012.10.050
- 426 22. Livingston EH, Passaro EP, Jr. (1990) Postoperative ileus. *Dig Dis Sci* **35**(1):
427 121-132. DOI: 10.1007/bf01537233
- 428 23. Nelson R, Tse B, Edwards S (2005) Systematic review of prophylactic
429 nasogastric decompression after abdominal operations. *Br J Surg* **92**(6): 673-680.
430 DOI: 10.1002/bjs.5090

- 431 24. Zhang J, Liu L, Zhu M, Zheng X, Liang Y, Zhong Y, et al. (2023) Research
432 Status and Prospects of Acupuncture in Perioperative Medicine Over the Past
433 Decade: A Bibliometric Analysis. *J Pain Res* **16**: 2189-2204. DOI:
434 10.2147/jpr.S415998
- 435 25. Iwa M, Matsushima M, Nakade Y, Pappas TN, Fujimiya M, Takahashi T
436 (2006) Electroacupuncture at ST-36 accelerates colonic motility and transit in
437 freely moving conscious rats. *Am J Physiol Gastrointest Liver Physiol* **290**(2):
438 G285-292. DOI: 10.1152/ajpgi.00068.2005
- 439 26. Luo D, Liu S, Xie X, Hou X (2008) Electroacupuncture at acupoint ST-36
440 promotes contractility of distal colon via a cholinergic pathway in conscious
441 rats. *Dig Dis Sci* **53**(3): 689-693. DOI: 10.1007/s10620-007-9929-7
- 442 27. Yang JW, Shao JK, Wang Y, Liu Q, Liang JW, Yan SY, et al. (2022) Effect of
443 acupuncture on postoperative ileus after laparoscopic elective colorectal
444 surgery: A prospective, randomised, controlled trial. *EClinicalMedicine* **49**:
445 101472. DOI: 10.1016/j.eclinm.2022.101472
- 446 28. Wang Y, Yang JW, Yan SY, Lu Y, Han JG, Pei W, et al. (2023)
447 Electroacupuncture vs Sham Electroacupuncture in the Treatment of
448 Postoperative Ileus After Laparoscopic Surgery for Colorectal Cancer: A
449 Multicenter, Randomized Clinical Trial. *JAMA Surg* **158**(1): 20-27. DOI:
450 10.1001/jamasurg.2022.5674
- 451 29. Liu S, Wang Z, Su Y, Qi L, Yang W, Fu M, et al. (2021) A neuroanatomical
452 basis for electroacupuncture to drive the vagal-adrenal axis. *Nature* **598**(7882):
453 641-645. DOI: 10.1038/s41586-021-04001-4
- 454 30. Villegas-Bastida A, Torres-Rosas R, Arriaga-Pizano LA, Flores-Estrada J,
455 Gustavo-Acosta A, Moreno-Eutimio MA (2014) Electrical Stimulation at the
456 ST36 Acupoint Protects against Sepsis Lethality and Reduces Serum TNF
457 Levels through Vagus Nerve- and Catecholamine-Dependent Mechanisms.
458 *Evid Based Complement Alternat Med* **2014**: 451674. DOI: 10.1155/2014/451674
- 459 31. Wang H, Wang L, Shi X, Qi S, Hu S, Tong Z, et al. (2015) Electroacupuncture
460 at Zusanli Prevents Severe Scalds-Induced Gut Ischemia and Paralysis by
461 Activating the Cholinergic Pathway. *Evid Based Complement Alternat Med* **2015**:
462 787393. DOI: 10.1155/2015/787393
- 463 32. Yang NN, Yang JW, Ye Y, Huang J, Wang L, Wang Y, et al. (2021)
464 Electroacupuncture ameliorates intestinal inflammation by activating
465 $\alpha 7$ nAChR-mediated JAK2/STAT3 signaling pathway in postoperative ileus.

- 466 *Theranostics* **11**(9): 4078-4089. DOI: 10.7150/thno.52574
- 467 33. Fang JF, Fang JQ, Shao XM, Du JY, Liang Y, Wang W, et al. (2017)
468 Electroacupuncture treatment partly promotes the recovery time of
469 postoperative ileus by activating the vagus nerve but not regulating local
470 inflammation. *Sci Rep* **7**: 39801. DOI: 10.1038/srep39801
- 471 34. Chowdhury AH, Lobo DN (2011) Fluids and gastrointestinal function. *Curr*
472 *Opin Clin Nutr Metab Care* **14**(5): 469-476. DOI: 10.1097/MCO.0b013e328348c084
- 473 35. Shah SK, Uray KS, Stewart RH, Laine GA, Cox CS, Jr. (2011) Resuscitation-
474 induced intestinal edema and related dysfunction: state of the science. *J Surg*
475 *Res* **166**(1): 120-130. DOI: 10.1016/j.jss.2009.09.010
- 476 36. Vather R, O'Grady G, Bissett IP, Dinning PG (2014) Postoperative ileus:
477 mechanisms and future directions for research. *Clin Exp Pharmacol Physiol* **41**(5):
478 358-370. DOI: 10.1111/1440-1681.12220
- 479 37. Bauer AJ, Boeckxstaens GE (2004) Mechanisms of postoperative ileus.
480 *Neurogastroenterol Motil* **16 Suppl 2**: 54-60. DOI: 10.1111/j.1743-
481 3150.2004.00558.x
- 482 38. Kalff JC, Carlos TM, Schraut WH, Billiar TR, Simmons RL, Bauer AJ (1999)
483 Surgically induced leukocytic infiltrates within the rat intestinal muscularis
484 mediate postoperative ileus. *Gastroenterology* **117**(2): 378-387. DOI:
485 10.1053/gast.1999.0029900378
- 486 39. Engel DR, Koscielny A, Wehner S, Maurer J, Schiwon M, Franken L, et al.
487 (2010) T helper type 1 memory cells disseminate postoperative ileus over the
488 entire intestinal tract. *Nat Med* **16**(12): 1407-1413. DOI: 10.1038/nm.2255
- 489 40. Koscielny A, Engel D, Maurer J, Wehner S, Kurts C, Kalff JC (2013) The role
490 of lymphoid tissue in the attenuation of the postoperative ileus. *Am J Physiol*
491 *Gastrointest Liver Physiol* **304**(4): G401-412. DOI: 10.1152/ajpgi.00161.2012
- 492 41. de Jonge WJ, van den Wijngaard RM, The FO, ter Beek ML, Bennink RJ,
493 Tytgat GN, et al. (2003) Postoperative ileus is maintained by intestinal immune
494 infiltrates that activate inhibitory neural pathways in mice. *Gastroenterology*
495 **125**(4): 1137-1147. DOI: 10.1016/s0016-5085(03)01197-1
- 496 42. Tsuchida Y, Hatao F, Fujisawa M, Murata T, Kaminishi M, Seto Y, et al.
497 (2011) Neuronal stimulation with 5-hydroxytryptamine 4 receptor induces
498 anti-inflammatory actions via $\alpha 7$ nACh receptors on muscularis macrophages

499 associated with postoperative ileus. *Gut* **60**(5): 638-647. DOI:
500 10.1136/gut.2010.227546

501 43. Schneider R, Leven P, Glowka T, Kuzmanov I, Lysson M, Schneiker B, et
502 al. (2021) A novel P2X2-dependent purinergic mechanism of enteric gliosis in
503 intestinal inflammation. *EMBO Mol Med* **13**(1): e12724. DOI:
504 10.15252/emmm.202012724

505 44. Leven P, Schneider R, Schneider L, Mallesh S, Vanden Berghe P, Sasse P, et
506 al. (2023) β -adrenergic signaling triggers enteric glial reactivity and acute
507 enteric gliosis during surgery. *J Neuroinflammation* **20**(1): 255. DOI:
508 10.1186/s12974-023-02937-0

509 45. Mestas J, Hughes CC (2004) Of mice and not men: differences between
510 mouse and human immunology. *J Immunol* **172**(5): 2731-2738. DOI:
511 10.4049/jimmunol.172.5.2731

512 46. Yang TW, Wang CC, Sung WW, Ting WC, Lin CC, Tsai MC (2022) The
513 effect of coffee/caffeine on postoperative ileus following elective colorectal
514 surgery: a meta-analysis of randomized controlled trials. *Int J Colorectal Dis*
515 **37**(3): 623-630. DOI: 10.1007/s00384-021-04086-3

516 47. Parnasa SY, Marom G, Bdolah-Abram T, Gefen R, Luques L, Michael S, et
517 al. (2021) Does caffeine enhance bowel recovery after elective colorectal
518 resection? A prospective double-blinded randomized clinical trial. *Tech*
519 *Coloproctol* **25**(7): 831-839. DOI: 10.1007/s10151-021-02450-7

520 48. Sinz S, Warschkow R, Tarantino I, Steffen T (2023) Gum Chewing and
521 Coffee Consumption but not Caffeine Intake Improve Bowel Function after
522 Gastrointestinal Surgery: a Systematic Review and Network Meta-analysis. *J*
523 *Gastrointest Surg* **27**(8): 1730-1745. DOI: 10.1007/s11605-023-05702-z

524 49. Nasserri Y, Kasherri E, Oka K, Zhu R, Smiley A, Cohen J, et al. (2023) Does
525 coffee affect bowel recovery following minimally invasive colorectal operations?
526 A three-armed randomized controlled trial. *Int J Colorectal Dis* **38**(1): 199. DOI:
527 10.1007/s00384-023-04494-7

528 50. Althausen PL, Gupta MC, Benson DR, Jones DA (2001) The use of
529 neostigmine to treat postoperative ileus in orthopedic spinal patients. *J Spinal*
530 *Disord* **14**(6): 541-545. DOI: 10.1097/00002517-200112000-00014

531 51. Gustafsson UO, Scott MJ, Hubner M, Nygren J, Demartines N, Francis N,
532 et al. (2019) Guidelines for Perioperative Care in Elective Colorectal Surgery:

533 Enhanced Recovery After Surgery (ERAS®) Society Recommendations: 2018.
534 *World J Surg* **43**(3): 659-695. DOI: 10.1007/s00268-018-4844-y

535 **Supporting information**

536 **S1 Fig. A flowchart representing retrieval strategies for postoperative ileus articles**
537 **from the Web of Science Core Collection database.**

538 **S2 Fig. Scientific influence in the field of postoperative ileus worldwide. A:**
539 **Network plot of influential countries among the publications of Web of Science**
540 **Core Collection (WoSCC); B: Network plot of influential institutions among the**
541 **publications of WoSCC.**

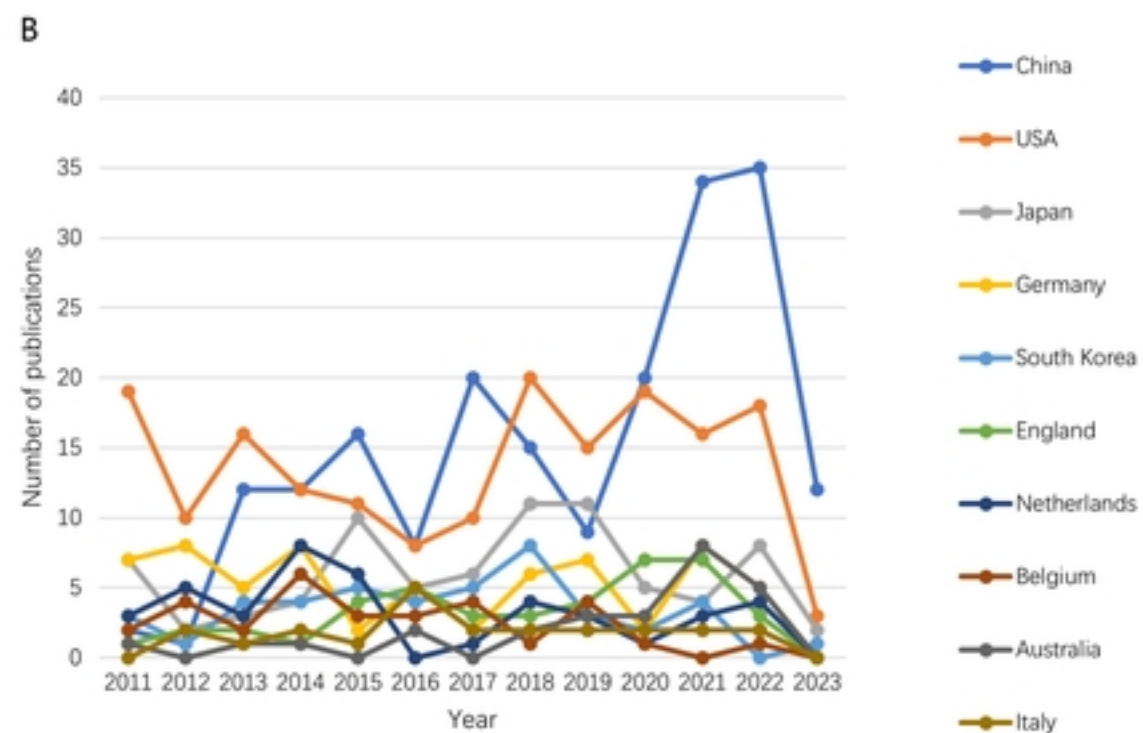
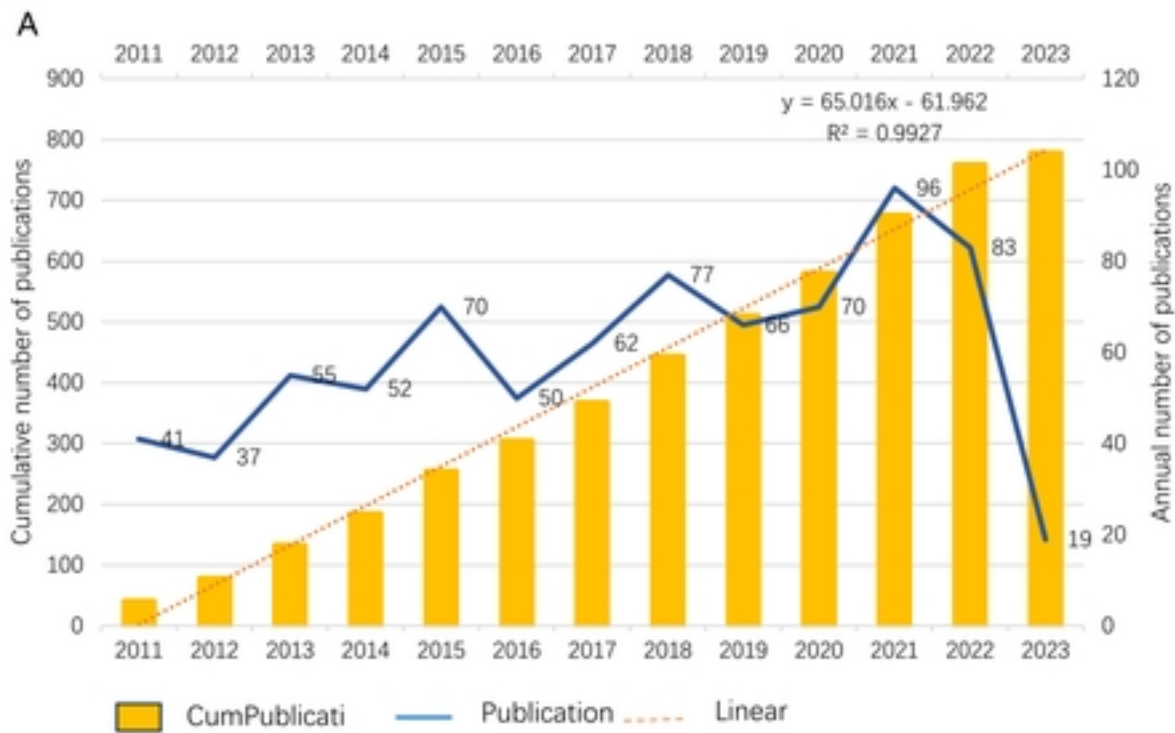
542 **S1 Table. The top 10 journals that published articles on postoperative ileus**
543 **research.**

544 **S2 Table. The top 10 cited journals of postoperative ileus research.**

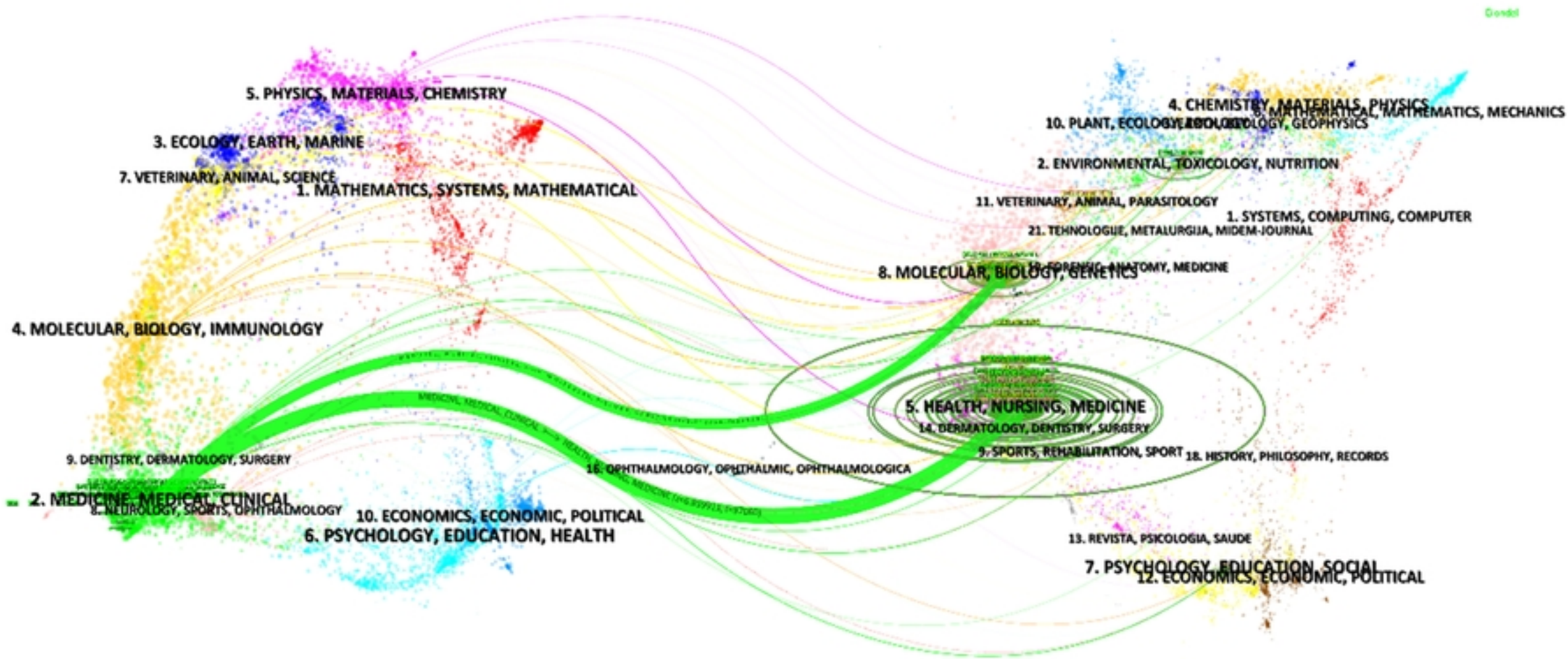
545 **S3 Table. The top 10 authors that published articles on postoperative ileus**
546 **research.**

547 **S4 Table. Top 10 highly cited publications in postoperative ileus.**

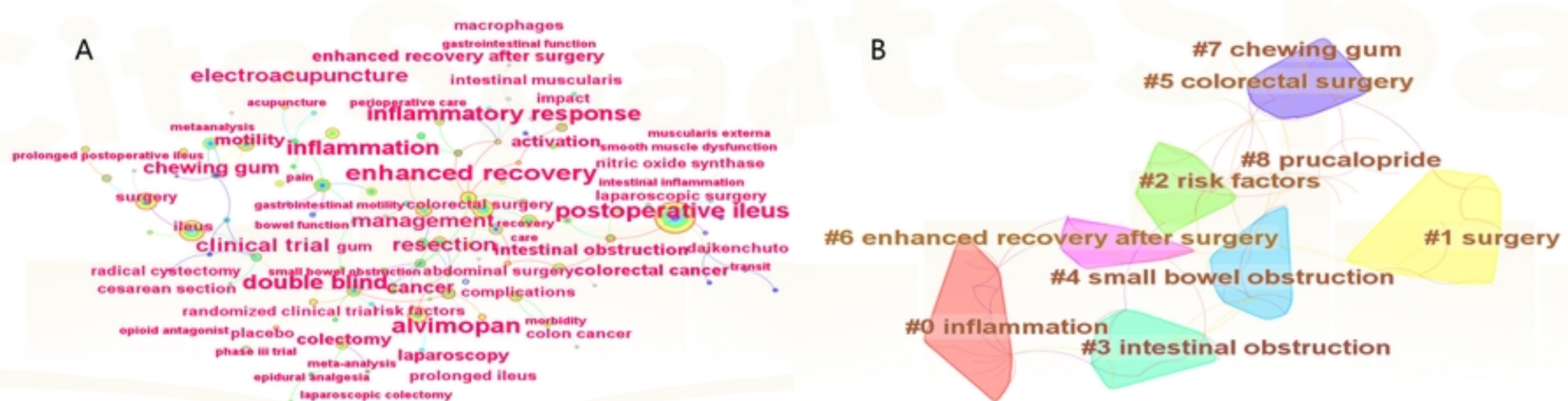
548



Figure



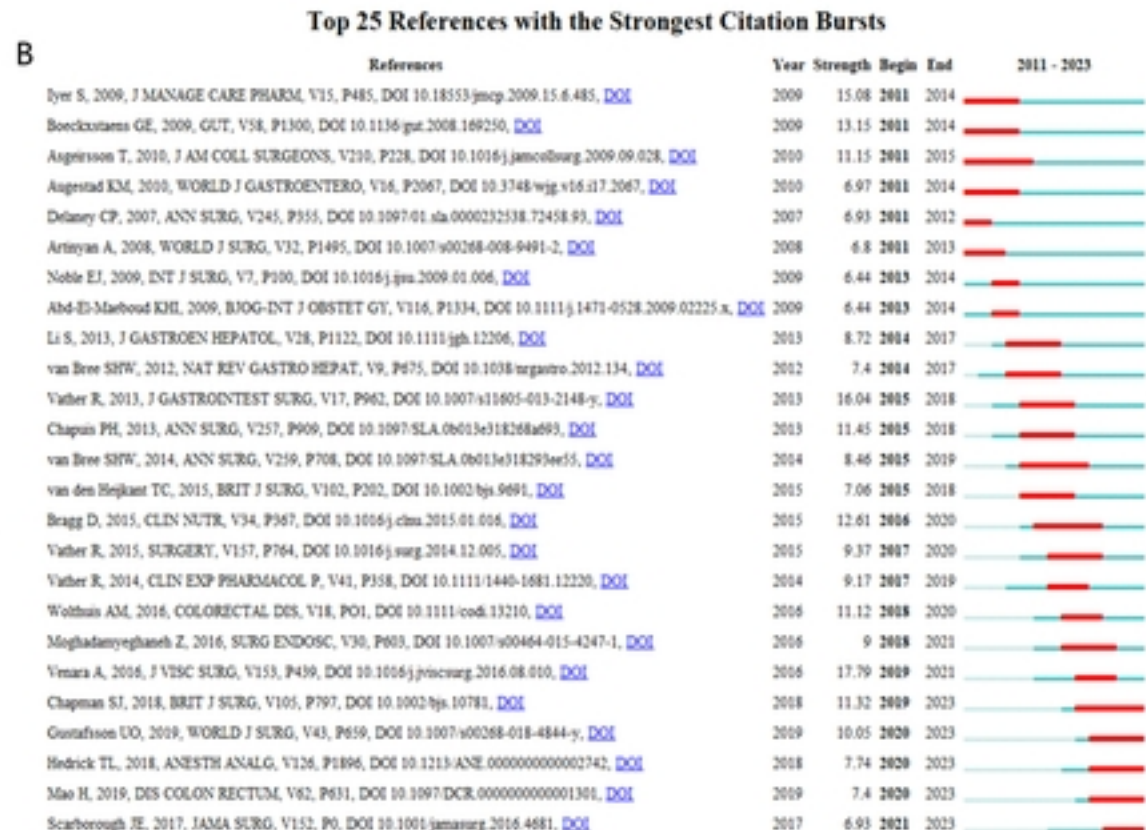
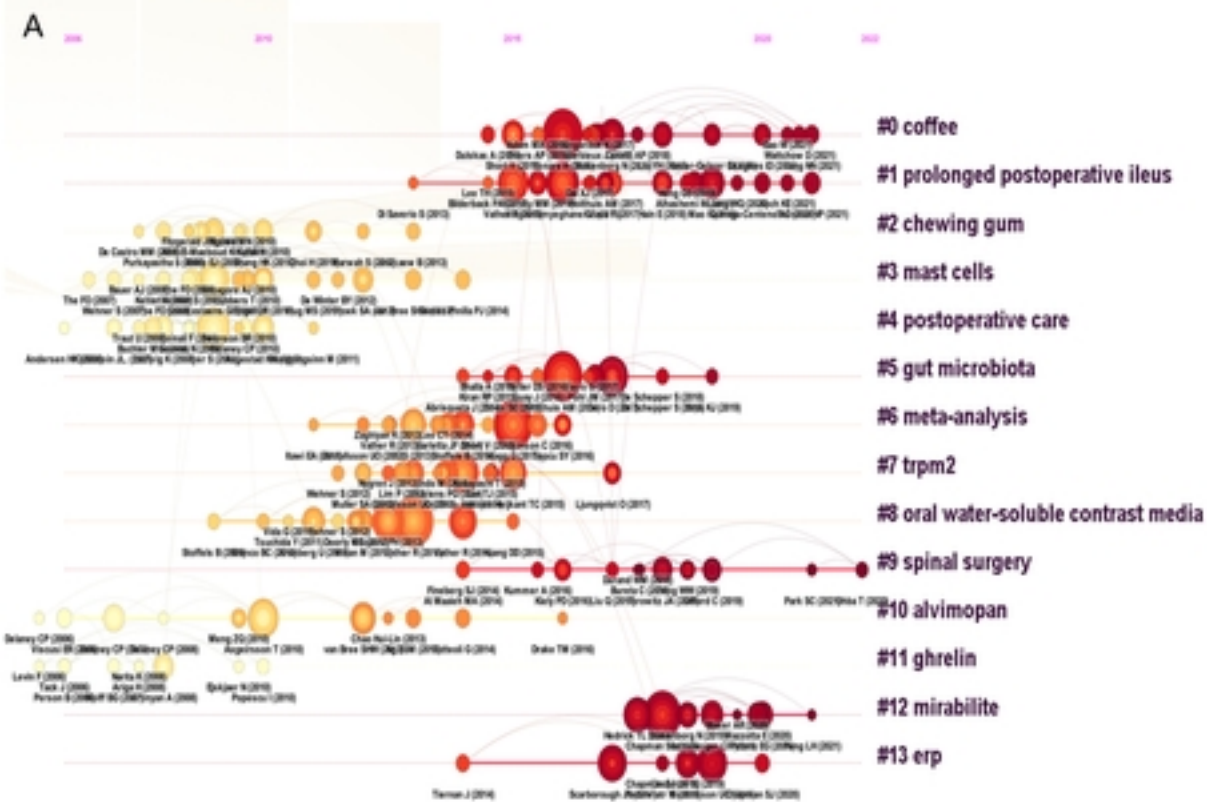
Figure



Top 30 Keywords with the Strongest Citation Bursts

Keywords	Year	Strength	Begin	End	2011 - 2023
alvimopan	2011	7.43	2011	2013	████████████████████
major abdominal surgery	2011	4.43	2011	2013	████████████████████
nitric oxide synthase	2011	4.21	2011	2012	████████████████████
double blind	2011	2.99	2011	2013	████████████████████
intestinal obstruction	2012	5.13	2012	2013	████████████████████
abdominal surgery	2011	4.76	2012	2014	████████████████████
intestinal muscularis	2012	4.13	2012	2013	████████████████████
chewing gum	2013	6.39	2013	2016	████████████████████
inflammation	2013	2.93	2013	2015	████████████████████
metaanalysis	2012	4.04	2014	2017	████████████████████
mice	2014	3.33	2014	2016	████████████████████
radical cystectomy	2015	3.77	2015	2018	████████████████████
small bowel obstruction	2013	3.41	2015	2020	████████████████████
perioperative care	2016	5.2	2016	2018	████████████████████
randomized clinical trial	2016	4.59	2016	2018	████████████████████
electroacupuncture	2017	4.16	2017	2019	████████████████████
prolonged postoperative ileus	2017	4.06	2017	2018	████████████████████
outcm	2018	5.69	2018	2021	████████████████████
length of stay	2018	5.5	2018	2019	████████████████████
mechanisms	2015	4.4	2019	2021	████████████████████
colon	2019	3.37	2019	2023	████████████████████
prolonged ileus	2019	3.37	2019	2023	████████████████████
acupuncture	2017	5.38	2020	2023	████████████████████
inhibition	2020	4.8	2020	2021	████████████████████
paralytic ileus	2020	4.44	2020	2023	████████████████████
enhanced recovery	2015	2.88	2020	2021	████████████████████
pathophysiology	2021	5.58	2021	2023	████████████████████
rectal cancer	2021	4.65	2021	2023	████████████████████
gastrointestinal function	2021	3.1	2021	2023	████████████████████
risk	2018	2.79	2021	2023	████████████████████

Figure



Figure