

1 **Title: Protection afforded by post-infection SARS-CoV-2 vaccine doses: a cohort**
2 **study in Shanghai**

3

4 Bo Zheng^{1†}, Bronner Gonçalves^{2†}, Pengfei Deng^{3†}, Weibing Wang^{1,4}, Jie Tian¹,
5 Xueyao Liang¹, Ye Yao^{5*}, Caoyi Xue^{3*}

6

7

8 1 Department of Epidemiology, School of Public Health, Fudan University, Shanghai
9 200032, China

10 2 Department of Comparative Biomedical Sciences, School of Veterinary Medicine,
11 University of Surrey, Guildford, UK

12 3 Shanghai Pudong New Area Center for Disease Control and Prevention, Shanghai,
13 200120, China

14 4 Key Laboratory of Public Health Safety of Ministry of Education, Fudan University,
15 Shanghai 200032, China

16 5 School of Public Health, Shanghai Institute of Infectious Disease and Biosecurity,
17 Fudan University, Shanghai 200032, China

18

19

20 † These authors contributed equally to this work.

21 * Corresponding authors:

22 Dr. Ye Yao

23 School of Public Health, Fudan University, 138 Yi Xue Yuan Road, Shanghai 200032,
24 China (e-mail: yyao@fudan.edu.cn).

25 Dr. Caoyi Xue

26 Shanghai Pudong New Area Center for Disease Control and Prevention, 3039
27 Zhangyang Road, Shanghai, 200120, China (e-mail: xuecaoyi83@163.com)

28

29

30

31

32

33

34 **ABSTRACT**

35 **Background:** In many settings, a large fraction of the population has both been
36 vaccinated against and infected by SARS-CoV-2. Hence, quantifying the protection
37 provided by post-infection vaccination has become critical for policy. We aimed to
38 estimate the protective effect against SARS-CoV-2 reinfection of an additional
39 vaccine dose after an initial Omicron variant infection.

40 **Methods:** We report a retrospective, population-based cohort study performed in
41 Shanghai, China, using electronic databases with information on SARS-CoV-2
42 infections and vaccination history. We compared reinfection incidence by post-
43 infection vaccination status in individuals initially infected during the April-May 2022
44 Omicron variant surge in Shanghai and who had been vaccinated before that period.
45 Cox models were fit to estimate adjusted hazard ratios (aHR).

46 **Results:** 275,896 individuals were diagnosed with RT-PCR-confirmed SARS-CoV-2
47 infection in April-May 2022; 199,312/275,896 were included in analyses on the effect
48 of a post-infection vaccine dose. Post-infection vaccination provided protection
49 against reinfection (aHR 0.82; 95% CI 0.79-0.85). For patients who had received one,
50 two or three vaccine doses before their first infection, hazard ratios for the post-
51 infection vaccination effect were 0.84 (0.76-0.93), 0.87 (0.83-0.90) and 0.96 (0.74-
52 1.23), respectively. Post-infection vaccination within 30 and 90 days before the
53 second Omicron wave provided different degrees of protection (in aHR): 0.51 (0.44-
54 0.58), and 0.67 (0.61-0.74), respectively. Moreover, for all vaccine types, but to
55 different extents, a post-infection dose given to individuals who were fully vaccinated
56 before first infection was protective.

57 **Conclusions:** In previously vaccinated and infected individuals, an additional vaccine
58 dose provided protection against Omicron variant reinfection. These observations will
59 inform future policy decisions on COVID-19 vaccination in China and other countries.

60

61 **Keywords:** COVID-19, vaccine effectiveness, hybrid immunity, reinfection, Omicron
62 variant.

63

64

65

66

67 **1 Introduction**

68 Four years after the first reports of severe acute respiratory syndrome
69 coronavirus 2 (SARS-CoV-2) infection, the Coronavirus disease (COVID-19)
70 pandemic continues to be a global concern, especially due to the risk of emergence of
71 new variants[1, 2]. In most countries, the variant that is currently epidemiologically
72 dominant is the Omicron[3, 4], which, due to its increased transmissibility and high
73 number of mutations, led to significant increases in the number of infections in
74 2022[5]. Omicron variant infections were first observed in China in December
75 2021[3], and in Shanghai, the spread of the Omicron BA.2 sublineage led to a
76 substantial increase in COVID-19 incidence between February 26 and June 30,
77 2022[6].

78 In December 2022[7], an important change in the COVID-19 policy in China,
79 namely the end of most social distancing measures and of mass screening activities,
80 was associated with a second surge in SARS-CoV-2 infections in Shanghai. The
81 current circulation of the virus in the Shanghainese population and reports of vaccine
82 fatigue mean that it is important to estimate the protective effect of vaccination
83 against reinfection in this population. In this study, we aimed to quantify the effect of
84 vaccine doses given after a first infection on the risk of subsequent infection. For that,
85 we used data collected during the first Omicron variant wave, when hundreds of
86 thousands of individuals tested real-time polymerase chain reaction (RT-PCR)-
87 positive for SARS-CoV-2 infection[8] in Shanghai, of which 275,896 individuals in
88 Pudong District. The fact that the population in Shanghai was mostly SARS-CoV-2
89 infection naïve before the spread of the Omicron variant provides a unique
90 opportunity to estimate the real-world benefit of post-infection vaccine doses in a
91 population that was first exposed to infection during a relatively short and well-
92 defined time window. We further investigated whether the number of pre-infection
93 vaccination doses modified the protective effect of the post-infection dose against
94 Omicron BA.5 sublineage. To avoid ambiguity in the text, in the following sections,
95 we often refer to vaccine doses given after the initial infection as “post-infection
96 vaccination” or “post-infection vaccine dose”.

97 **2 Results**

98 *2.1 Demographic characteristics of the study population*

99 Of the 275,896 individuals with RT-PCR-confirmed SARS-CoV-2 infection

100 during the first Omicron variant wave (from April 1 to May 31, 2022) in Pudong,
101 Shanghai, 1,227 individuals died from reasons unrelated to COVID-19 between the
102 first infection and November 2022 and were excluded from our analysis. Most first
103 infections (243,906, 88.8%) occurred in April; for 306 (0.1%) individuals,
104 information on the date of first infection was not available. In April 2022, more than
105 half of the study population (68.6%) had completed full vaccination and one third
106 (34.4%) had received booster vaccination.

107 To assess the effect of post-infection vaccination, the analytic sample consisted
108 of 199,312 individuals (**Figure 1**). 85,804 were women (43.1%); 836 (0.4%) had sex
109 information missing. 38.1% of the study participants were aged 20 to 39 years and
110 only 0.9% were aged 0 to 6 years (see **Table 1** and **Table S1** for additional
111 information).

112 **2.2 Vaccination after first Omicron variant infection**

113 **Figure 2** (Panel A) shows vaccination coverage in the analytic population over
114 time. In April 2022, a series of emergency epidemic prevention measures, including
115 mass screening with Nucleic Acid Amplification Tests (NAATs), city-wide lockdown,
116 home quarantine of residents, were implemented in Shanghai, leading to the
117 temporary suspension of vaccination in April and May 2022. By the end of the study
118 period, January 2023, 69.5% (190,815/274,363) of the study participants had
119 completed full vaccination, and 38.4% booster vaccination (**Figure S1**). Vaccination
120 coverages for the first, second, third, and fourth vaccine doses were 72.7%, 67.6%,
121 37.4% and 0.3%, respectively.

122 As mentioned above, only participants who had received vaccination before the
123 first infection were included in this analysis. After infection, 10,241 (5.1%), 5,096
124 (2.6%), and 810 (0.4%) individuals received another vaccine dose in August, and
125 during the periods from September to November 2022 and from December 2022 to
126 January 2023, respectively. Between their first infection, in April-May 2022, and
127 January 2023, 17.4% (2,466/14,131) of the study participants who had one pre-
128 infection dose received a second dose of COVID-19 vaccine, and 13.8%
129 (12,886/93,087) of those who had received two pre-infection doses received a third
130 vaccine dose. Only 1.0% (142/14,131) of the study participants who had one pre-
131 infection dose received two post-infection vaccine doses, and 0.2% (144/93,087) of
132 those who had received two pre-infection doses received two post-infection doses

133 (Table S2). All individuals with three pre-infection vaccine doses who received a
134 fourth dose (795/92,094, 0.9%) received the post-infection dose in December 2022;
135 for 793 of these participants, the post-infection vaccination received in December was
136 their second booster vaccination (for the other 2, their fourth dose was the first
137 booster vaccination; see *Supplementary Appendix* for more information about vaccine
138 policy in Shanghai).

139 **2.3 SARS-CoV-2 reinfections**

140 Among the study participants, 48,651/199,312 (24.4%) had SARS-CoV-2
141 reinfection. The median age of individuals with no evidence of reinfection was 41.7
142 years (IQR: 31.0, 55.7 years), and of individuals with confirmed SARS-CoV-2
143 reinfection, 45.8 years (IQR: 34.0, 55.9 years) (Table S1). The median time interval
144 between the first infection and reinfection was 244.7 days (IQR: 237.4, 250.0), which
145 implies that the risk of misclassifying a long infection as a reinfection was low.

146 **Figure 2** (Panels B and C) shows the cumulative incidence of SARS-CoV-2
147 reinfection by vaccination status. Overall, individuals who were not vaccinated after
148 their first infection were more often reinfected compared to those who received post-
149 infection vaccination. The percentage of female individuals who became reinfected
150 was lower than that of male individuals (22.4% vs. 26.1%; Table 1); and reinfection
151 was more common in participants aged 40 to 59 years compared to those aged 20 to
152 39 (29.4% vs. 22.4%). Individuals originally from other provinces had a slightly
153 higher risk of reinfection compared to individuals from Shanghai (20.9% vs. 18.9%).
154 The risks for retired individuals, for those of working age who were not working, and
155 for those working were 22.5, 21.0, and 20.8%, respectively.

156 **2.4 Vaccine effectiveness**

157 For individuals who had received at least one pre-infection vaccine dose, post-
158 infection vaccination was protective against reinfection (adjusted hazard ratio [aHR]
159 0.82, 95% CI 0.79, 0.85). As shown in **Figure 3**, this protective effect was observed
160 in subgroups defined by the number of pre-infection vaccine doses: aHR of 0.84 (95%
161 CI, 0.76, 0.93) and 0.87 (95% CI, 0.83, 0.90) for one and two pre-infection doses
162 respectively; and for patients with three vaccine doses prior to infection, the
163 association was not statistically significant (aHR: 0.96 [0.74, 1.23]). When analyses
164 are stratified by partial and full vaccination status before the first infection, post-
165 infection vaccination was protective (aHR 0.76 [0.68, 0.84], and 0.93 [0.89, 0.97],

166 respectively); and among individuals who had received booster vaccination before the
167 first Omicron variant wave in Shanghai, the hazard ratio estimate was consistent with
168 a more limited effect (aHR: 0.95 [0.75, 1.22]). Note that the overlapping categories
169 between classification of pre-infection vaccination status and the number of pre-
170 infection vaccinations (**Table S3**). For comparison, results for individuals who had
171 not been vaccinated before their first infection are shown in the *Supplementary*
172 *Appendix* (supplementary section “Effect of post-infection vaccination in individuals
173 with no history of vaccination before infection” and **Table S4**).

174 In analyses stratified by demographic characteristics (**Figure 4**), post-infection
175 vaccine doses were protective in both female (aHR 0.81 [0.76, 0.86]) and male
176 individuals (aHR 0.83 [0.79, 0.87]). Post-infection vaccination was more protective
177 for participants aged 60 years or older (aHR 0.73 [0.69, 0.78]) compared to other age
178 groups. The estimated aHR for individuals who were asymptomatic during their first
179 infection was 0.80 (0.74, 0.87), and for those who were symptomatic during the first
180 infection was 1.01 (0.78, 1.29).

181 As a secondary analysis, we estimated vaccine effects by calendar time of
182 vaccination. Post-infection vaccine doses given within 30 and 90 days of the second
183 Omicron variant wave were associated with lower hazard of reinfection (aHRs 0.51
184 [0.44, 0.58], 0.67 [0.61, 0.74], respectively). Note that in this secondary analysis,
185 exposed and unexposed individuals were matched using propensity scores. We also
186 performed a secondary analysis by vaccine type: for example, we compared patients
187 who completed full vaccination before first infection and received a post-infection
188 Ad5-nCoV vaccine dose, with those who completed full vaccination before first
189 infection and did not receive post-infection vaccination; this approach was repeated
190 for inactivated vaccines and recombinant protein vaccines (**Table S5**). In this analysis,
191 the types of vaccines administered before infection often aligned between the post-
192 infection vaccination group and the post-infection non-vaccination group. Post-
193 infection Ad5-nCoV vaccine dose given to those had received full vaccination before
194 the first infection was associated with lower hazard of reinfection (0.67, 95% CI: 0.56,
195 0.80); a protective effect was also observed for other vaccine types: inactivated
196 vaccines (0.92, 95% CI: 0.87, 0.98) or recombinant protein vaccines (0.77, 95% CI:
197 0.64, 0.92). We performed an additional ad-hoc sensitivity analysis using a Cox
198 model that was not adjusted for the severity of the first infection. As shown in **Figure**

199 **S2**, our findings were not affected by the non-inclusion of disease severity in the
200 survival analysis model.

201 **3 Discussion**

202 We aimed to estimate the added value of a vaccine dose given after SARS-CoV-
203 2 infection in individuals who had received COVID-19 vaccination before the
204 emergence of the Omicron variant. Although quantification of the protective effect of
205 post-infection vaccination in individuals who have been both exposed to infection and
206 previously vaccinated is a public health policy priority, as in many settings this group
207 represents a large fraction of the population, studies on this question are often
208 complicated by the variable timing of infection, vaccination and reinfection. Here, we
209 leveraged the epidemiological history of COVID-19 in Shanghai municipality, where
210 exposure to first and second SARS-CoV-2 infections occurred during well-defined
211 periods of time, and large electronic databases allowed analyses of vaccination and
212 infection history. Our study showed that post-infection vaccination reduced the risk of
213 reinfection with the Omicron variant during a second, large surge of infections in the
214 city. We also assessed the impact of the timing of vaccination relative to the second
215 Omicron variant wave, and presented secondary and sensitivity analyses. This study
216 will be used to guide COVID-19 vaccination policy in the municipality of Shanghai,
217 and have implications for the rest of the country.

218 In Shanghai, COVID-19 vaccination started in February 2021 for individuals
219 aged between 18 and 59 years, and over the following months, both older residents
220 and children were included in the vaccination programme[9]. By the time of the first
221 surge of Omicron variant infections, less than 70% of Shanghai residents aged 60 to
222 79 years had completed a primary vaccination series, and 40% had received a booster
223 dose[8]. This was the context in which the population in this municipality was
224 exposed to a first large epidemic of SARS-CoV-2 infections. The change in policy in
225 December 2022 that was associated with a significant increase in the number of
226 infections was our primary motivation to study the additional protection afforded by
227 post-infection vaccination. Indeed, although epidemiological studies have been
228 reported on the effect of vaccination against reinfection, primarily in Europe[10],
229 North America[11] and Middle East[12], there is limited evidence from settings
230 similar to that in Shanghai, where both the infection and vaccination histories, in
231 terms of vaccine types, differ considerably from those in most Western countries. As

232 individuals increasingly question the benefit of getting vaccinated after COVID-19
233 recovery, evidence generated locally is necessary.

234 Previous studies have shown that infection alone can result in immune responses
235 that protect against Omicron variant reinfection. For example, a study in Qatar, with a
236 test-negative design, found that an earlier Omicron variant infection provided
237 protection against symptomatic BA.4 or BA.5 reinfection[13]. There are also different
238 types of evidence that support post-infection vaccination. In Israel, post-infection
239 vaccination protected against reinfection in individuals with no history of pre-
240 infection vaccination[14], and prior SARS-CoV-2 infection was associated with lower
241 risk for breakthrough infection among individuals receiving the BNT162b2 or
242 mRNA-1273 vaccines in Qatar[15]. Further, a recent cohort study, performed in the
243 US, of previously infected individuals who were unvaccinated at the time of first
244 infection suggest that vaccination after recovery from COVID-19 decreased risk of
245 reinfection by approximately half[16], which was consistent with a case-control study
246 also conducted in the US[17]. Although our research question was different from
247 those in these studies, data from Shanghai suggest that post-infection vaccination in
248 individuals who had received at least one dose of SARS-CoV-2 vaccine before
249 infection provides protection against reinfection. We note that whilst post-infection
250 vaccination was protective for individuals who had received one or two vaccine doses
251 before the first Omicron variant wave, for those individuals who had received three
252 pre-infection vaccine doses, the evidence for a protective effect was limited. A
253 possible explanation relates to the timing of post-infection vaccination: for all
254 individuals with three pre-infection vaccine doses, the post-infection dose was given
255 in December 2022 and, as a few weeks are required for immunologic boosting, the
256 relatively short follow-up might have been insufficient to detect an effect. Similarly,
257 evidence that post-infection vaccination was protective for individuals who had
258 received booster vaccination before the spread of the first Omicron variant wave in
259 Shanghai was limited; the majority (793/810) of these individuals had 3 doses before
260 first Omicron variant infection.

261 In a secondary analysis that assessed the impact of the timing of the post-
262 infection vaccination on the estimated effect, we observe that vaccination within 30
263 and 90 days before the second surge of Omicron variant provided different degrees of
264 protection, consistent with waning of immunity even in individuals with multiple

265 vaccine doses and history of infection[18]. As the duration of follow-up in our study
266 was relatively short, we were not able to analyze immunity duration over longer
267 periods of time after the start of the second Omicron variant wave. This observation
268 has implications for COVID-19 vaccination programmes: for example, under
269 perfectly functioning logistics, it is possible that timing of vaccination campaigns,
270 including for individuals who have been both previously infected and vaccinated,
271 might be optimal if launched immediately after increase in incidence (e.g. linked to a
272 new variant), rather than immediately after the end of a wave of infections.

273 In our analyses stratified by demographic characteristics, the protective effect of
274 post-infection vaccination was higher among patients who were 60 years of age or
275 older than among younger individuals. As older individuals are more likely to suffer
276 severe disease, including in settings similar to Shanghai[6], this finding suggests that
277 vaccination of individuals in this age group, even after previous infection and
278 vaccination, is beneficial. Similar to the findings of Ghorbani et al[19], we also found
279 that the rate of reinfection in females was lower than in males; however, the
280 protective effect of post-infection vaccination was similar in the two groups.

281 We also observed greater protection after an Ad5-nCoV post-infection
282 vaccination in individuals who were fully vaccinated before their first SARS-CoV-2
283 infection compared to post-infection vaccination with other vaccine types. Note
284 however that not all post-infection doses were of the same type of pre-infection
285 vaccine doses. Another stratified analysis revealed that the protective effect of
286 additional doses was different in individuals who had asymptomatic presentations of
287 the first infection versus those who had symptomatic disease (aHR 0.80 [0.74, 0.87]
288 and 1.01 [0.78, 1.29]). This could be related to different immune responses after
289 infections with different severities. Indeed, reduced antibody response after the initial
290 SARS-CoV-2 infection has been associated with incidence of reinfections. For
291 example, in the study by Islamoglu and colleagues[20], it was observed that antibody
292 responses against SARS-CoV-2 were protective against COVID-19 reinfection.
293 Consistently, in the Republic of Korea, CD4⁺ T-cell responses tended to be greater in
294 patients who had severe disease[21]. In agreement with these studies, that had
295 different designs, our analysis suggests that individuals who had severe or critical
296 COVID-19 had a lower risk of reinfection compared to those who were asymptomatic
297 (see **Table 1**). Note that individuals who were asymptomatic and those with mild

298 symptoms during the first infection had comparable rates of reinfection. However,
299 individuals with unknown disease severity during the first infection had a higher
300 reinfection rate compared to those with documented clinical severity.

301 Strengths of our study include: the well-defined timing of first infections and
302 reinfections in Shanghai, linked to the two Omicron variant waves; detailed
303 information on vaccination based on a citywide system; mass screening for SARS-
304 CoV-2 infections during the first Omicron variant surge; free testing during the
305 second Omicron variant wave. Further, to prevent immortal time bias, a common
306 problem in epidemiological studies where treatment/exposure assignment is not
307 aligned with the start of follow-up, we performed survival analysis that used a time
308 varying exposure variable. The insights from our study are also likely generalizable to
309 similar urban settings facing distinct waves of SARS-CoV-2 infections and that
310 adopted the same vaccine types. However, our study also has limitations. Firstly,
311 information on key variables, such as occupation, household registration, clinical
312 severity during the first infection, was missing for a non-negligible fraction of the
313 study population. Although in the primary analysis we performed adjustment for
314 likely confounders, and in the secondary analysis we used propensity score matching,
315 as in other observational studies, we cannot rule out the possibility of residual
316 confounding, which in this context could be related to comorbidities that might affect
317 both the decision to vaccinate after infection and risk of reinfection. Differences in
318 healthcare-seeking behavior could also bias case ascertainment between post-infection
319 vaccinated and unvaccinated individuals[22]. Although we restricted the study
320 population to individuals who had received at least one pre-infection vaccination,
321 which might have led to a higher degree of homogeneity in healthcare-seeking
322 behaviour compared to that in the total population, it is possible that this bias might
323 have affected our estimates. For example: individuals who were more health
324 conscious might have been more likely to receive post-infection vaccination and also
325 more likely to seek medical care or testing when reinfected, and this would have
326 biased results toward the null; it is, however, also conceivable that these individuals
327 were more likely to avoid contact with potentially infectious persons, which could
328 have biased results in the opposite direction. Finally, data on the severity of infections
329 during the second wave were not available, which prevented analyses of clinical
330 outcomes other than infections (e.g. COVID-19-related hospitalization or death).

331 Although some previous studies [23-25] estimated similar or higher vaccine
332 effectiveness against severe outcomes compared to outcomes that presumably include
333 both milder and severe presentations, this pattern was not observed in all studies.
334 Epidemiologists and public health officials who will use our results to define
335 vaccination policy should thus take into account the fact that our analysis does not
336 capture all benefits of post-infection vaccinations.

337 **Conclusions**

338 Although SARS-CoV-2 vaccination, including booster doses, is recommended
339 by the public health authorities in Shanghai to reduce the local disease burden caused
340 by COVID-19, there is increasing unwillingness in the population to receive
341 additional vaccine doses, and vaccine fatigue has been frequently reported. Our study
342 provides evidence that there is additional value for individuals who have been
343 vaccinated in receiving vaccine doses after infections. It also suggests that vaccination
344 programmes need to be linked to efficient surveillance for new infections so that
345 public health authorities can maximize impact of additional doses, including in this
346 group of patients.

347 **4 Materials and methods**

348 *4.1 Study setting and participants*

349 During the first Omicron variant wave, the entire city of Shanghai entered a
350 lockdown phase on April 1, 2022; and on June 1, 2022, the local government declared
351 the end of the city-wide lockdown[6]. Residents (citizens, including immigrants from
352 other provinces, and foreigners) in Shanghai, a provincial-level municipality in China
353 with a population of more than 25 million people, underwent several rounds of SARS-
354 CoV-2 RT-PCR testing between April 1 and May 31, 2022. This study included
355 individuals diagnosed with their first SARS-CoV-2 infection between April 1 and
356 May 31, 2022 in the Pudong District, which is a large and densely populated district
357 of Shanghai spanning an area of 1,210 square kilometers with a permanent resident
358 population of 5.57 million, served by more than 30 hospitals and 60 community
359 health centers[26]; both individuals who were diagnosed by mass screening and those
360 with symptoms who were seen by healthcare professionals were included.
361 Information on infection history as well as data on demographic variables (sex at birth,
362 and age) were provided by the Center for Disease Control and Prevention in Shanghai,
363 China.

364 Additional information (e.g. on occupation, residence, clinical severity and
365 symptoms of first infection) was available for patients with hospital records and those
366 who were transferred to a hospital. The recorded clinical severity was categorized as
367 asymptomatic, mild, moderate, severe, or critically ill[27, 28]. During the first
368 Omicron variant wave in Shanghai, many Fangcang shelter hospitals were rapidly
369 converted into facilities to treat COVID-19 patients and made important contributions
370 in providing adequate healthcare to patients with mild to moderate symptoms, and
371 preventing further viral transmission in the community[29]. The efficient referral and
372 transfer mechanisms in the local communities meant that the majority of patients were
373 admitted to Fangcang shelter hospitals one or two days after testing positive for
374 SARS-CoV-2[30]. However, many patients were either admitted to hospital without
375 complete clinical information or not transferred to other hospitals; for these study
376 participants, information on clinical severity was often missing.

377 ***4.2 Study design and eligibility criteria***

378 There was a second surge of Omicron variant cases from December 2022; and
379 from January 2023, free nucleic acid testing services were no longer offered in
380 Shanghai, and mandatory PCR testing on all personnel ceased. After this change, the
381 cost of an individual test was 16 yuan (US\$2.33)[31]. For this reason, the outcome
382 variable in our analysis was based on reinfection data collected prior to January 2023.
383 Reinfection-related death was defined as death within 30 days of a SARS-CoV-2
384 reinfection[10]; individuals who died from reasons unrelated to COVID-19 between
385 the two Omicron variant waves were excluded. Individuals were also excluded if the
386 date of first infection was missing. As the reasons why some individuals refused to
387 receive vaccination varied and were often unknown[32], our analysis focused on
388 individuals who had received at least one vaccine dose before the first SARS-CoV-2
389 infection.

390 ***4.3 Vaccination and reinfection data***

391 The Shanghai Group Immunization System captures all vaccine administrations
392 in the municipality and is updated daily. This system is linked to the National
393 Immunization Program Information System, which also includes national
394 identification-matched COVID-19 vaccinations received outside of Shanghai[8].
395 Vaccination status was categorized in accordance with national technical
396 recommendations for COVID-19 vaccination[8]: unvaccinated, partially vaccinated,

397 fully vaccinated and fully vaccinated with booster dose (here, also referred to as
398 booster vaccination). Here, inactivated vaccines refer to Sinovac-CoronaVac,
399 Sinopharm/BIBP COVID-19 vaccine, and Sinopharm/WIBP COVID-19 vaccine;
400 Ad5-vectored vaccine refers to Cansino Ad5-nCoV-S COVID-19 vaccine; and
401 recombinant protein vaccine refers to recombinant COVID-19 vaccine (CHO cell),
402 Anhui Zhifei Longcom Biopharmaceutical Institute of Microbiology.

403 As in other epidemiological studies[19, 33], we defined reinfection as a positive
404 SARS-CoV-2 RT-PCR or rapid antigen test at least 90 days after the first positive test.
405 Phylogenetic analysis coupled with contact tracing data revealed community
406 transmission of Omicron BA.5.2 sublineage in Shanghai[9]; the subvariant was
407 estimated to have caused ~90% of infections during the second Omicron variant wave.

408 **4.4 Statistical analysis**

409 Continuous variables are summarized as medians and interquartile ranges (IQR),
410 and categorical variables, as counts, proportions or percentages. Cumulative incidence
411 of reinfections was calculated and expressed as the number of reinfected individuals
412 per 100 participants. Cox proportional hazards models with a time varying exposure
413 variable corresponding to post-infection vaccination were used to estimate adjusted
414 hazard ratios (aHR). In this analysis, time to reinfection was the outcome, and post-
415 infection vaccination, the exposure of interest; models were adjusted for sex, age,
416 residence, occupation and clinical severity of the first SARS-CoV-2 infection. As, due
417 to social distancing measures, the number of SARS-CoV-2 infections diagnosed
418 between May and November 2022 in Shanghai was low (N = 89 individuals), the start
419 of the follow-up in the survival analysis was on December 1, and for each participant,
420 the follow-up continued until January 3, 2023 or confirmed SARS-CoV-2 reinfection,
421 whichever occurred earlier. We note that by using this approach, both the start of the
422 follow-up and the eligibility (which required confirmed SARS-CoV-2 infection
423 during the initial Omicron variant wave, and being at risk of infection when the
424 second Omicron variant wave occurred in December) are temporally aligned. On the
425 other hand, for some participants, the time of exposure (post-infection vaccination)
426 occurred after time zero, which could potentially lead to immortal time bias[34]; for
427 this reason, the exposure variable was as time-varying. We also assessed whether this
428 effect was modified by demographic characteristics.

429 We conducted a secondary analysis to estimate the protection afforded by post-

430 infection vaccination before the second Omicron variant wave (that is, only vaccine
431 doses received before December 2022 were used in defining the exposure variable);
432 this analysis was stratified by time intervals between post-infection vaccination and
433 the second Omicron variant wave, and by post-infection vaccine type (for individuals
434 who had the same vaccination status or the same number of doses before first
435 infection). For this secondary analysis, propensity score matching was used to
436 improve comparability between the exposed and unexposed groups; the propensity
437 score was calculated using a logistic regression model with all available baseline
438 characteristics, and a one-to-one matching was performed using the nearest neighbor
439 matching method with a caliper width of 0.20[35]. We assessed the balance of
440 covariates after matching using standardized mean differences (SMD), and considered
441 a value of less than 0.1 to be indicative of adequate matching (**Table S6-8**). All
442 statistical analyses were performed using R.4.1.1 software (Foundation for Statistical
443 Computing, Vienna, Austria; <https://www.r-project.org>). We followed the
444 Strengthening the reporting of observational studies in epidemiology (STROBE)
445 recommendations, and the STROBE checklist is provided in the *Supplementary*
446 *Appendix (Table S9)*

447 **Acknowledgments**

448 We gratefully acknowledge all participants in this study.

449

450 **Additional information**

451 **Funding**

Funder	Grant reference number	Author
Key Discipline Program of Pudong New Area Health System	PWZxk2022-25	Pengfei Deng
Development and Application of Intelligent Epidemic Surveillance and Artificial Intelligence Analysis System	21002411400	Weibing Wang
Shanghai Three-year Action Plan to Strengthen the Construction of Public Health System	GWVI-11.2-XD08	Caoyi Xue
Key Disciplines supported by Shanghai Municipal Health Commission	GWVI-11.1-02	Caoyi Xue

Shanghai Municipal Health Commission Clinical Research Program	20214Y0020	Ye Yao
General Program of Natural Science Foundation of Shanghai Municipality	22ZR1414600	Ye Yao
Young Health Talents Program of Shanghai Municipality	2022YQ076	Ye Yao

The funders had no role in study design, data collection and interpretation, or the decision to submit the work for publication.

452 **Author contributions**

453 BZ, BG, WW and YY designed the study. CX, PD and BZ extracted the data and
454 constructed the database. BZ, JT and XL analyzed the data. BZ and WW drafted the
455 manuscript—original draft. BG, XC, YY and WW conducted critical revisions of the
456 manuscript—review and editing. All authors read and approved the final manuscript.

457 **Ethics**

458 The study was approved by the Ethical Review Committee in the Shanghai Pudong
459 New Area Center for Disease Control and Prevention (approval number: PDCDCLL-
460 20220801-001).

461 **Consent for publication**

462 Not applicable.

463 **Competing interests**

464 The authors declare that they have no known competing financial interest or personal
465 relationship that could influence the work reported in this paper.

466

467

468 **Additional files**

469 **Supplementary files**

470 Table S1. Descriptive overview of the study population.

471 Table S2. Characteristics of vaccination distribution among study population.

472 Table S3. Cross-classification based on the number of vaccine doses received before
473 the first infection and vaccination status.

474 Table S4. Effect of post-infection vaccination in individuals with no history of
475 vaccination before infection.

476 Table S5. Effect of vaccination after first infection against SARS-CoV-2 reinfection
477 stratified by sequence of vaccination dose and vaccination status before first infection.

478 Table S6. Baseline demographic characteristics of unvaccinated and vaccinated
479 groups after first infection stratified by dose received before first infection.

480 Table S7. Baseline demographic characteristics of unvaccinated and vaccinated
481 groups after first infection stratified by intervals before the policy change.

482 Table S8. Baseline demographic characteristics of unvaccinated and vaccinated
483 groups after first infection stratified by vaccination status prior infection.

484 Table S9. STROBE Statement.

485 Figure S1. Vaccination status coverage in the study population.

486 Figure S2. Effect of post-infection vaccination on SARS-CoV-2 reinfection stratified
487 by pre-infection vaccination and not adjusted for the severity of the first infection.

488 **Data availability**

489 The individual-level data used in this study are sensitive and cannot be publicly
490 shared. Requests for data should be made to the Shanghai Pudong New Area Center
491 for Disease Control and Prevention.

492 **References**

- 493 1. Pan Y, Wang L, Feng Z, Xu H, Li F, Shen Y, Zhang D, Liu WJ, Gao GF, Wang Q:
494 **Characterisation of SARS-CoV-2 variants in Beijing during 2022: an epidemiological**
495 **and phylogenetic analysis.** *Lancet* 2023, **401**(10377):664-672.
- 496 2. Zhu N, Zhang D, Wang W, Li X, Yang B, Song J, Zhao X, Huang B, Shi W, Lu R *et al.*
497 **A Novel Coronavirus from Patients with Pneumonia in China, 2019.** *N Engl J Med*
498 2020, **382**(8):727-733.
- 499 3. Viana R, Moyo S, Amoako DG, Tegally H, Scheepers C, Althaus CL, Anyaneji UJ,
500 Bester PA, Boni MF, Chand M *et al.* **Rapid epidemic expansion of the SARS-CoV-2**
501 **Omicron variant in southern Africa.** *Nature* 2022, **603**(7902):679-686.
- 502 4. Zhou Y, Zhi H, Teng Y: **The outbreak of SARS-CoV-2 Omicron lineages, immune**
503 **escape, and vaccine effectivity.** *J Med Virol* 2023, **95**(1):e28138.
- 504 5. Li J, Lai S, Gao GF, Shi W: **The emergence, genomic diversity and global spread of**
505 **SARS-CoV-2.** *Nature* 2021, **600**(7889):408-418.
- 506 6. Chen X, Yan X, Sun K, Zheng N, Sun R, Zhou J, Deng X, Zhuang T, Cai J, Zhang J
507 *et al.* **Estimation of disease burden and clinical severity of COVID-19 caused by**
508 **Omicron BA.2 in Shanghai, February-June 2022.** *Emerg Microbes Infect* 2022,
509 **11**(1):2800-2807.
- 510 7. Zheng L, Liu S, Lu F: **Impact of National Omicron Outbreak at the end of 2022 on the**
511 **future outlook of COVID-19 in China.** *Emerg Microbes Infect* 2023, **12**(1):2191738.
- 512 8. Huang Z, Xu S, Liu J, Wu L, Qiu J, Wang N, Ren J, Li Z, Guo X, Tao F *et al.*
513 **Effectiveness of inactivated COVID-19 vaccines among older adults in Shanghai:**
514 **retrospective cohort study.** *Nat Commun* 2023, **14**(1):2009.
- 515 9. Huang Z, Xu S, Liu J, Wu L, Qiu J, Wang N, Ren J, Li Z, Guo X, Tao F *et al.*
516 **Effectiveness of inactivated and Ad5-nCoV COVID-19 vaccines against SARS-CoV-2**
517 **Omicron BA. 2 variant infection, severe illness, and death.** *BMC Med* 2022, **20**(1):400.
- 518 10. Nielsen KF, Moustsen-Helms IR, Schelde AB, Gram MA, Emborg HD, Nielsen J,
519 Hansen CH, Andersen MA, Meaidi M, Wohlfahrt J *et al.* **Vaccine effectiveness against**
520 **SARS-CoV-2 reinfection during periods of Alpha, Delta, or Omicron dominance: A**
521 **Danish nationwide study.** *PLoS Med* 2022, **19**(11):e1004037.
- 522 11. Bobrovitz N, Ware H, Ma X, Li Z, Hosseini R, Cao C, Selemon A, Whelan M, Premji Z,
523 Issa H *et al.* **Protective effectiveness of previous SARS-CoV-2 infection and hybrid**
524 **immunity against the omicron variant and severe disease: a systematic review and**
525 **meta-regression.** *Lancet Infect Dis* 2023, **23**(5):556-567.
- 526 12. Gazit S, Saciuk Y, Perez G, Peretz A, Ben-Tov A, Stuart EA, Patalon T: **Hybrid**
527 **immunity against reinfection with SARS-CoV-2 following a previous SARS-CoV-2**
528 **infection and single dose of the BNT 162b2 vaccine in children and adolescents: a**
529 **target trial emulation.** *Lancet Microbe* 2023, **4**(7):e495-e505.
- 530 13. Altarawneh HN, Chemaitelly H, Ayoub HH, Hasan MR, Coyle P, Yassine HM, Al-

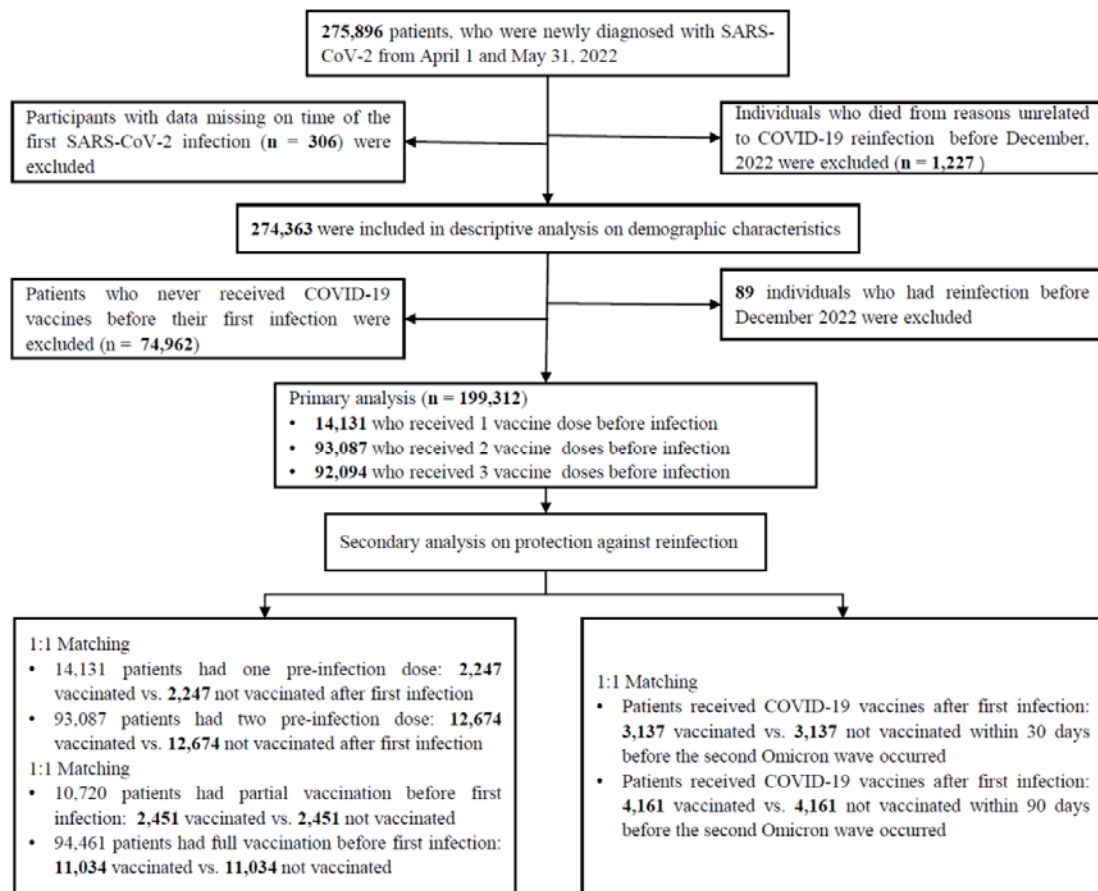
- 531 Khatib HA, Smatti MK, Al-Kanaani Z, Al-Kuwari E *et al.* **Protective Effect of Previous**
532 **SARS-CoV-2 Infection against Omicron BA.4 and BA.5 Subvariants.** *N Engl J Med*
533 2022, **387**(17):1620-1622.
- 534 14. Hammerman A, Sergienko R, Friger M, Beckenstein T, Peretz A, Netzer D, Yaron S,
535 Arbel R: **Effectiveness of the BNT162b2 Vaccine after Recovery from Covid-19.** *N*
536 *Engl J Med* 2022, **386**(13):1221-1229.
- 537 15. Abu-Raddad LJ, Chemaitelly H, Ayoub HH, Yassine HM, Benslimane FM, Al Khatib
538 HA, Tang P, Hasan MR, Coyle P, Al Kanaani Z *et al.* **Association of Prior SARS-CoV-**
539 **2 Infection With Risk of Breakthrough Infection Following mRNA Vaccination in Qatar.**
540 *Jama* 2021, **326**(19):1930-1939.
- 541 16. Lewis N, Chambers LC, Chu HT, Fortnam T, De Vito R, Gargano LM, Chan PA,
542 McDonald J, Hogan JW: **Effectiveness Associated With Vaccination After COVID-19**
543 **Recovery in Preventing Reinfection.** *JAMA Netw Open* 2022, **5**(7):e2223917.
- 544 17. Cavanaugh AM, Spicer KB, Thoroughman D, Glick C, Winter K: **Reduced Risk of**
545 **Reinfection with SARS-CoV-2 After COVID-19 Vaccination - Kentucky, May-June**
546 **2021.** *MMWR Morb Mortal Wkly Rep* 2021, **70**(32):1081-1083.
- 547 18. Ferdinands JM, Rao S, Dixon BE, Mitchell PK, DeSilva MB, Irving SA, Lewis N,
548 Natarajan K, Stenehjem E, Grannis SJ *et al.* **Waning of vaccine effectiveness against**
549 **moderate and severe covid-19 among adults in the US from the VISION network: test**
550 **negative, case-control study.** *Bmj* 2022, **379**:e072141.
- 551 19. Sotoodeh Ghorbani S, Taherpour N, Bayat S, Ghajari H, Mohseni P, Hashemi Nazari
552 SS: **Epidemiologic characteristics of cases with reinfection, recurrence, and hospital**
553 **readmission due to COVID-19: A systematic review and meta-analysis.** *J Med Virol*
554 2022, **94**(1):44-53.
- 555 20. Islamoglu MS, Cengiz M, Uysal BB, Ikitimur H, Ozdemir Z, Karamehmetoglu A,
556 Akbulut AE, Bakdur AN, Ozdemir A, Kayıkcıoğlu H *et al.* **Relationship between**
557 **Antibody Levels and SARS-Cov-2 Reinfection.** *Ann Clin Lab Sci* 2021, **51**(6):750-755.
- 558 21. Kang CK, Kim M, Lee S, Kim G, Choe PG, Park WB, Kim NJ, Lee CH, Kim IS, Jung
559 K *et al.* **Longitudinal Analysis of Human Memory T-Cell Response According to the**
560 **Severity of Illness up to 8 Months After Severe Acute Respiratory Syndrome**
561 **Coronavirus 2 Infection.** *J Infect Dis* 2021, **224**(1):39-48.
- 562 22. Yung CF, Pang D, Kam KQ, Lye DC, Ong B, Chong CY, Tan KB: **BNT162b2 vaccine**
563 **protection against omicron and effect of previous infection variant and vaccination**
564 **sequence among children and adolescents in Singapore: a population-based cohort**
565 **study.** *Lancet Child Adolesc Health* 2023.
- 566 23. Magen O, Waxman JG, Makov-Assif M, Vered R, Dicker D, Hernán MA, Lipsitch M,
567 Reis BY, Balicer RD, Dagan N: **Fourth Dose of BNT162b2 mRNA Covid-19 Vaccine**
568 **in a Nationwide Setting.** *N Engl J Med* 2022, **386**(17):1603-1614.
- 569 24. Nasreen S, Chung H, He S, Brown KA, Gubbay JB, Buchan SA, Fell DB, Austin PC,

- 570 Schwartz KL, Sundaram ME *et al.* **Effectiveness of COVID-19 vaccines against**
571 **symptomatic SARS-CoV-2 infection and severe outcomes with variants of concern in**
572 **Ontario.** *Nat Microbiol* 2022, **7**(3):379-385.
- 573 25. Sacco C, Del Manso M, Mateo-Urdiales A, Rota MC, Petrone D, Riccardo F, Bella A,
574 Siddu A, Battilomo S, Proietti V *et al.* **Effectiveness of BNT162b2 vaccine against**
575 **SARS-CoV-2 infection and severe COVID-19 in children aged 5-11 years in Italy: a**
576 **retrospective analysis of January-April, 2022.** *Lancet* 2022, **400**(10346):97-103.
- 577 26. **Pudong New Area Builds Full-Coverage Medical Service Chain**
578 [<https://enshanghaiacademy.shu.edu.cn/info/1013/2339.htm>]
- 579 27. Chen Z, Deng X, Fang L, Sun K, Wu Y, Che T, Zou J, Cai J, Liu H, Wang Y *et al.*
580 **Epidemiological characteristics and transmission dynamics of the outbreak caused by**
581 **the SARS-CoV-2 Omicron variant in Shanghai, China: A descriptive study.** *Lancet*
582 *Reg Health West Pac* 2022, **29**:100592.
- 583 28. Ge Y, Martinez L, Sun S, Chen Z, Zhang F, Li F, Sun W, Chen E, Pan J, Li C *et al.*
584 **COVID-19 Transmission Dynamics Among Close Contacts of Index Patients With**
585 **COVID-19: A Population-Based Cohort Study in Zhejiang Province, China.** *JAMA*
586 *Intern Med* 2021, **181**(10):1343-1350.
- 587 29. Zhang X, Zhang W, Chen S: **Shanghai's life-saving efforts against the current**
588 **omicron wave of the COVID-19 pandemic.** *Lancet* 2022, **399**(10340):2011-2012.
- 589 30. Ye L, Li WF, Shao J, Xu Z, Ju J, Xu H: **Fighting Omicron epidemic in China: Real-**
590 **world big data from Fangcang shelter hospital during the outbreak in Shanghai 2022.**
591 *J Infect* 2022, **85**(4):436-480.
- 592 31. **No more free PCR tests in Shanghai from Sunday**
593 [<https://www.shine.cn/covid19/2301064857/>]
- 594 32. Wu J, Li Q, Silver Tarimo C, Wang M, Gu J, Wei W, Ma M, Zhao L, Mu Z, Miao Y:
595 **COVID-19 Vaccine Hesitancy Among Chinese Population: A Large-Scale National**
596 **Study.** *Front Immunol* 2021, **12**:781161.
- 597 33. **Investigative criteria for suspected cases of SARS-CoV-2 reinfection (ICR)**
598 [<https://stacks.cdc.gov/view/cdc/96072>]
- 599 34. Hernán MA, Sauer BC, Hernández-Díaz S, Platt R, Shrier I: **Specifying a target trial**
600 **prevents immortal time bias and other self-inflicted injuries in observational analyses.**
601 *J Clin Epidemiol* 2016, **79**:70-75.
- 602 35. Ueno M, Komeda K, Kosaka H, Nakai T, Nomi T, Iida H, Tanaka S, Ikoma H,
603 Matsuda K, Hirokawa F *et al.* **Prognostic impact of neoadjuvant chemotherapy in**
604 **patients with synchronous colorectal liver metastasis: A propensity score matching**
605 **comparative study.** *Int J Surg* 2021, **94**:106106.
- 606

607 **Table 1. Characteristics of the study population and reinfection rate by post-infection vaccination status.** Here, reinfection rate refers to
 608 the percentage of the relevant study subpopulation with evidence of reinfection between December 1, 2022 and January 3, 2023. Note that for
 609 the variables on region, occupation, and clinical severity, data are missing for large fractions of the study population. Note also that information
 610 was only available on sex at birth, but not on gender.

Characteristics	All		No post-infection vaccination		Post-infection vaccination	
	N (%)	Reinfection rate, % (95% CI).	N (%)	Reinfection rate, % (95% CI).	N (%)	Reinfection rate, % (95% CI).
Overall	199,312	24.4 (24.2, 24.6)	183,165	24.7 (24.5, 24.9)	16,147	21.5 (20.8, 22.2)
Sex						
Male	112,672 (56.5)	26.1 (25.8, 26.4)	104,002 (56.8)	26.4 (26.1, 26.7)	8,670 (53.7)	22.3 (21.3, 23.3)
Female	85,804 (43.1)	22.4 (22.1, 22.7)	78,403 (42.8)	22.9 (22.6, 23.2)	7,401 (45.8)	17.4 (16.4, 18.3)
Age, years						
0-6	1,736 (0.9)	7.0 (5.8, 8.3)	1,569 (0.9)	6.6 (5.4, 8.0)	167 (1.0)	10.2 (6.2, 15.9)
7-19	10,762 (5.4)	13.0 (12.3, 13.7)	10,347 (5.6)	12.9 (12.3, 13.6)	415 (2.6)	14.7 (11.4, 18.8)
20-39	75,955 (38.1)	22.4 (22.1, 22.8)	71,005 (38.8)	22.7 (22.3, 23.0)	4,950 (30.7)	19.1 (17.9, 20.3)
40-59	74,680 (37.5)	29.4 (29.0, 29.8)	70,569 (38.5)	29.6 (29.2, 30.0)	4,111 (25.5)	25.8 (24.2, 27.4)
60+	35,903 (18.0)	22.6 (22.1, 23.1)	29,446 (16.1)	23.7 (23.1, 24.2)	6,457 (40.0)	17.6 (16.6, 18.6)
Regions						
Shanghai	44,259 (22.2)	18.9 (18.5, 19.3)	41,250 (22.5)	19.4 (19.0, 19.9)	3,009 (18.6)	11.9 (10.7, 13.1)
Other provinces	44,959 (22.6)	20.9 (20.5, 21.3)	43,045 (23.5)	21.0 (20.6, 21.5)	1,914 (11.9)	18.2 (16.4, 20.2)
Occupations						
Preschoolers and students	12,232 (6.1)	12.1 (11.5, 12.7)	11,677 (6.4)	12.0 (11.4, 12.6)	555 (3.4)	13.2 (10.4, 16.4)
Employed	29,537 (14.8)	20.8 (20.2, 21.3)	28,343 (15.5)	20.8 (20.3, 21.4)	1,194 (7.4)	18.8 (16.4, 21.3)
Retired	37,482 (18.8)	22.5 (22.0, 23.0)	30,955 (16.9)	23.5 (23.0, 24.1)	6,527 (40.4)	17.5 (16.5, 18.5)
Working age not in labor [†]	5,606 (2.8)	21.0 (19.8, 22.2)	5,311 (2.9)	21.5 (20.3, 22.8)	295 (1.8)	11.5 (8.1, 15.9)
Clinical severity*						
Asymptomatic	81,584 (40.9)	19.9 (19.6, 20.2)	77,057 (42.1)	20.3 (19.9, 20.6)	4,527 (28.0)	14.1 (13.1, 15.3)
Mild/moderate	7,602 (3.8)	19.9 (18.9, 21.0)	7,216 (3.9)	20.1 (19.1, 21.2)	386 (2.4)	16.6 (12.9, 21.0)
Severe or critical	32 (0.0)	15.6 (5.9, 34.3)	22 (0.0)	13.6 (3.8, 36.4)	10 (0.1)	20.0 (4.0, 64.1)

611 CI: confidence interval; [†] people of working age (≥ 18 years) unemployed or not in the labor force (disabled); *Clinical severity of first infection.

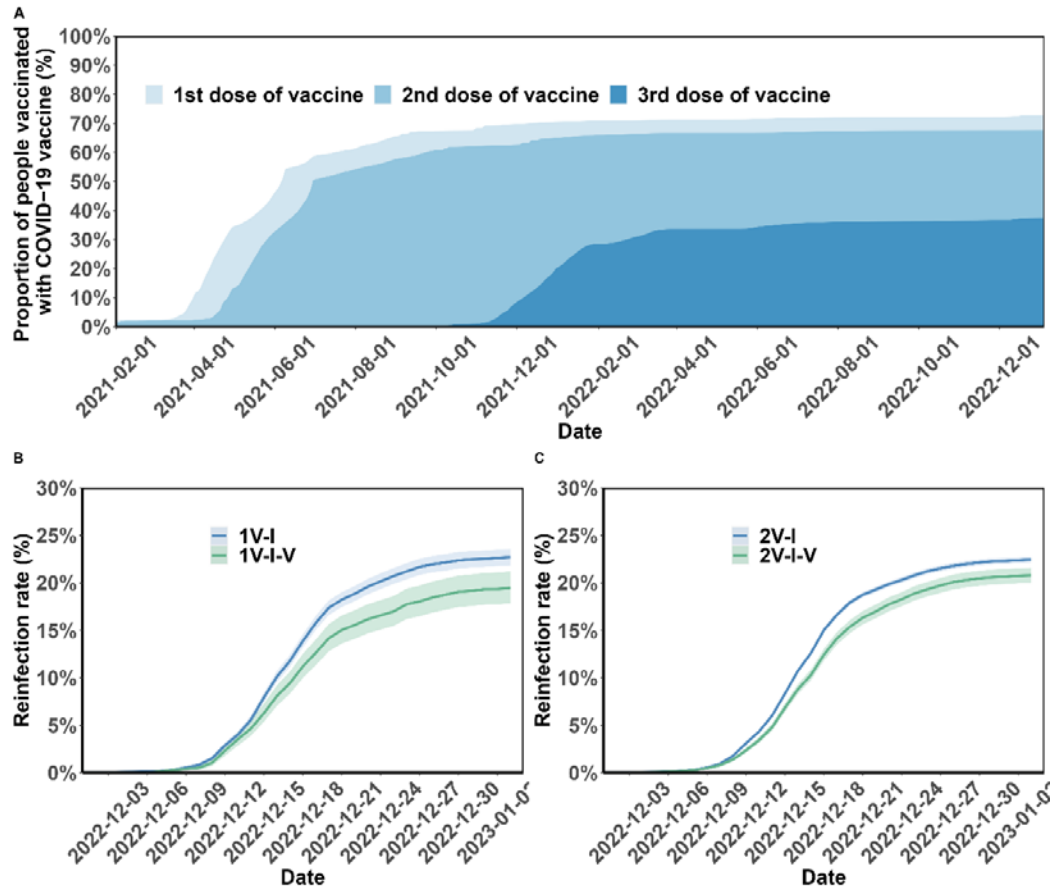


612

613 **Figure 1. Flow chart describing the selection of participants for the analysis.** The number
 614 of individuals in this figure is not the same as some of the numbers in **Table 1** because of
 615 missing data in key variables. Note that in the bottom part of the chart, related to secondary
 616 analyses, the boxes represent overlapping sets of study participants; in other words, some
 617 individuals included in the secondary analyses that correspond to the left box were also
 618 included in analyses corresponding to the box on the right.

619

620



621

622 **Figure 2. Vaccination coverage and cumulative incidence of SARS-CoV-2**
623 **reinfection in the study population.** Panel A presents the percentages of the study

624 population vaccinated over time. The cumulative incidence of SARS-CoV-2
625 reinfections is presented by the number of vaccination doses before (panels) and after

626 (lines) first infection (panels B-C). Shaded regions: 95% CIs. 1V-I, 2V-I represented
627 1, and 2 vaccine doses before infection, respectively; 1V-I-V, 2V-I-V corresponds to

628 1 and 2 doses before infection, then post-infection vaccination, respectively. As
629 mentioned in the *Results* section, 142 and 144 study participants who received one

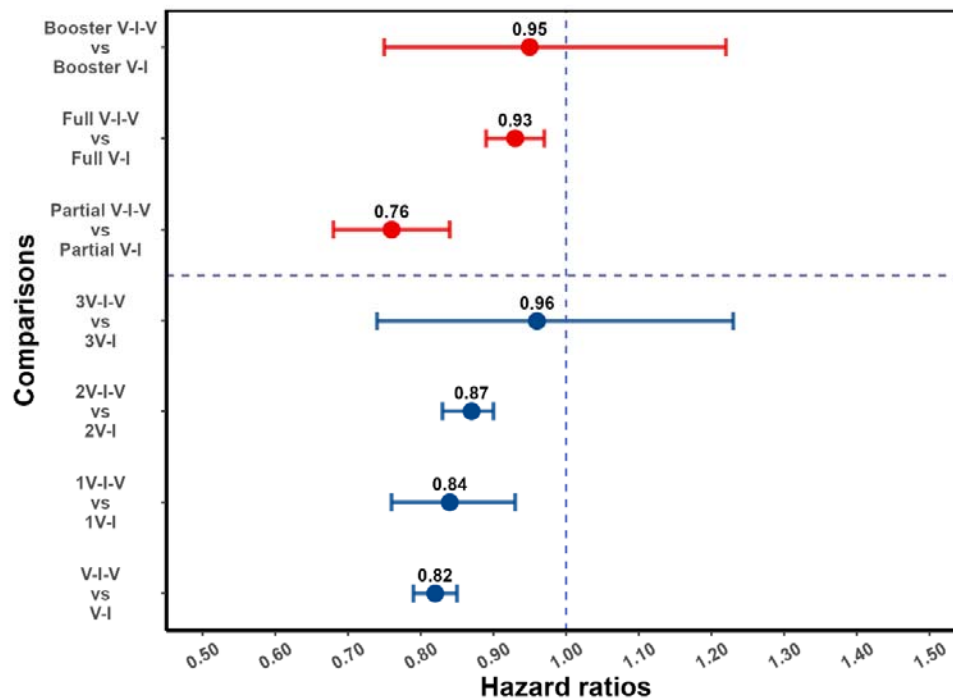
630 and two pre-infection vaccine doses received two post-infection vaccine doses. We do
631 not show the corresponding plot for those individuals who received 3 pre-infection

632 doses as their post-infection dose was after the start of the follow-up, in December.

633

634

635



636

637 **Figure 3. Effect of post-infection vaccination on SARS-CoV-2 reinfection**
638 **stratified by pre-infection vaccination.** Error bars (95% CIs) and circles represent
639 aHR for SARS-CoV-2 reinfection estimated using Cox proportional hazards models.
640 V-I-V, 1V-I-V, 2V-I-V, 3V-I-V corresponds to any pre-infection vaccination, 1, 2 and
641 3 vaccine doses before infection, then vaccination, respectively; they were compared
642 to V-I, 1V-I, 2V-I, 3V-I, respectively. Partial V-I-V, Full V-I-V and Booster V-I-V
643 represent partial vaccination, full vaccination and booster vaccination before infection,
644 followed by post-infection vaccination, respectively. The number of doses received by
645 individuals with partial versus full (and full with booster) vaccination depends on the
646 type of SARS-CoV-2 vaccine received; in **Table S3** we present a cross-classification
647 of participants in the analytic population by these vaccination-related categorical
648 variables.

649

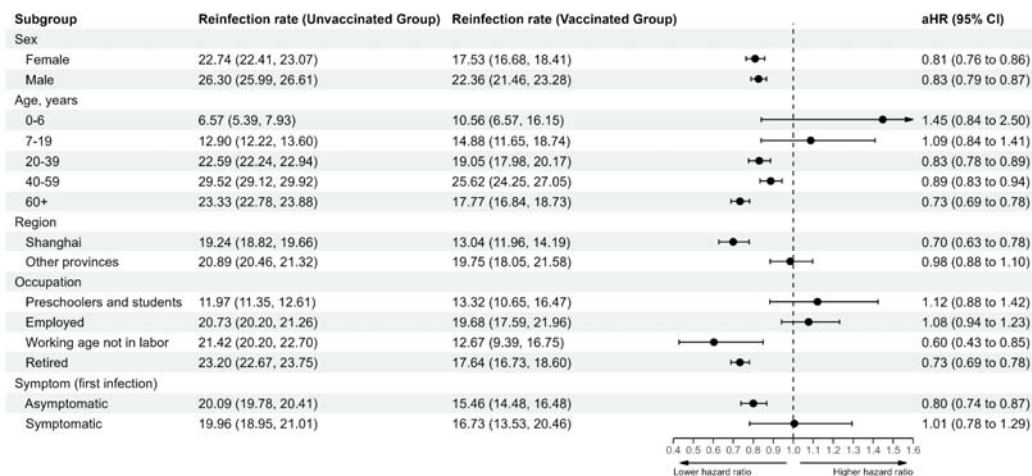
650

651

652

653

654



655

656 **Figure 4. Vaccine-related protection against SARS-CoV-2 reinfection stratified**
 657 **by demographic characteristic.** The vertical dotted line at 1.0 indicates no effect on
 658 protection.

659

660

661

662

663