

1 ORIGINAL RESEARCH

2 Vasupanrajit et al.

3

4 **In major depression, complex intersections between adverse**  
5 **childhood experiences and negative life events impact**  
6 **neuroticism, brooding, suicidal tendencies, insomnia, and**  
7 **cognitive interference.**

8

9 Asara Vasupanrajit<sup>1,2\*</sup>, Michael Maes<sup>1-9\*</sup>, Ketsupar Jirakran<sup>1,2,10</sup>, Chavit Tunvirachaisakul<sup>1,2,5</sup>

10

11 \* Joint first authorship.

12

13 <sup>1</sup>Department of Psychiatry, Faculty of Medicine, Chulalongkorn University, Bangkok, Thailand; <sup>2</sup>Ph.D.  
14 Program in Mental Health, Department of Psychiatry, Faculty of Medicine, Chulalongkorn University,  
15 Bangkok, Thailand; <sup>3</sup>Sichuan Provincial Center for Mental Health, Sichuan Provincial People's Hospital,  
16 School of Medicine, University of Electronic Science and Technology of China, Chengdu, China; <sup>4</sup>Key  
17 Laboratory of Psychosomatic Medicine, Chinese Academy of Medical Sciences, Chengdu, China; <sup>5</sup>Cognitive Impairment and Dementia Research Unit, Faculty of Medicine, Chulalongkorn University,  
18 Bangkok, Thailand; <sup>6</sup>Cognitive Fitness and Biopsychological Technology Research Unit, Faculty of  
19 Medicine Chulalongkorn University, Bangkok, Thailand; <sup>7</sup>Department of Psychiatry, Medical University of  
20 Plovdiv, Plovdiv, Bulgaria; <sup>8</sup>Research Institute, Medical University of Plovdiv, Plovdiv, Bulgaria; <sup>9</sup>Kyung Hee  
21 University, Seoul, Republic of Korea; <sup>10</sup>Center of Excellence for Maximizing Children's Developmental  
22 Potential, Department of Pediatric, Faculty of Medicine, Chulalongkorn University, Bangkok, Thailand

23

24

25

26

27 **Corresponding author:**

28 Prof. Dr. Michael Maes, M.D., PhD.

29 Department of Psychiatry,

30 Faculty of Medicine, Chulalongkorn University,

31 Bangkok, 10330, Thailand

32 And

33 Prof. Dr. Michael Maes, M.D., Ph.D.

34 Sichuan Provincial Center for Mental Health

35 Sichuan Provincial People's Hospital,

36 School of Medicine,

37 University of Electronic Science and Technology of China

38 Chengdu, 610072, China

39

40 **Co-corresponding author:**

41 Dr. Chavit Tunvirachaisakul, M.D., PhD.

42 Department of Psychiatry,

43 Faculty of Medicine, Chulalongkorn University,

44 Bangkok, 10330, Thailand

45

46 **E-mail addresses:**

47 Asara Vasupanrajit: [asara.vasu@gmail.com](mailto:asara.vasu@gmail.com)

48 Ketsupar Jirakran: [kett.kett@hotmail.com](mailto:kett.kett@hotmail.com)

49 Chavit Tunvirachaisakul: [chavit.t@chula.ac.th](mailto:chavit.t@chula.ac.th)

50 Michael Maes: [dr.michaelmaes01@gmail.com](mailto:dr.michaelmaes01@gmail.com)

51

52

53 **Abstract**

54 **Background:** There is evidence that adverse childhood experiences (ACEs) and negative life events  
55 (NLEs) are associated with major depression (MDD).

56 **Purpose:** To determine whether ACEs affect all features of mild MDD, including suicidal tendencies,  
57 brooding, neuroticism, insomnia, cognitive deficits, severity of depression and anxiety, and cognitive  
58 deficits, and whether NLEs mediate these effects.

59 **Patients and methods:** This study examines a cohort of 118 academic students, namely 74 students who  
60 satisfied the DSM-5-TR criteria for MDD and 44 normal control students. We assessed brooding,  
61 neuroticism, suicidal ideation and attempts, and the severity of depression, anxiety, insomnia, and the  
62 Stroop tests.

63 **Results:** One validated factor could be extracted from brooding, neuroticism, current suicidal behaviors,  
64 and the severity of depression, anxiety, and insomnia, labeled the phenome of depression. A large part of  
65 the variance in the phenome of depression (55.0%) was explained by the combined effects of self-,  
66 relationships, and academic-related NLEs in conjunction with ACEs, including family dysfunction and abuse  
67 and neglect (both physical and emotional). The latter ACEs significantly interacted (moderating effect) with  
68 NLEs to impact the depression phenome. Although sexual abuse did not have direct effects on the  
69 phenome, its effects were mediated by NLEs. We discovered that increased sexual abuse, physical and  
70 emotional abuse and neglect, and ACEs related to family dysfunction predicted 22.5% of the variance in  
71 NLEs. Up to 18.5% of the variance in the Stroop test scores was explained by sexual abuse and the  
72 phenome of depression. The latter mediated the effects of NLEs and abuse, neglect, and family dysfunction  
73 on the Stroop test scores.

74 **Conclusion:** Complex intersections between ACEs and NLEs impact the phenome of depression, which  
75 comprises neuroticism, brooding, suicidal tendencies, and the severity of insomnia, anxiety, and  
76 depression, while sexual abuse together with other ACEs and NLEs may impact cognitive interference  
77 inhibition.

78  
79 **Keywords:** depression, mood disorders, affective spectrum, stress, precision psychiatry, executive  
80 functions

## 81 Introduction

82 Depressive episodes are reported by an approximate 4.7% of the worldwide populace within a 12-  
83 month timeframe, with the mean age of onset falling within the range of 17 to 37 years.<sup>1</sup> Depression is a  
84 condition that arises from an intricate interaction between genetic, biological, and psychosocial factors.<sup>2</sup>  
85 Depression is distinguished by depressed mood, diminished energy, loss of interest and insufficient daily  
86 activity for a minimum of two weeks. These symptoms are often accompanied by additional indications of  
87 mental and motor impairment, appetite fluctuations, insomnia, impaired concentration, feelings of  
88 worthlessness or unwarranted guilt, and recurrent suicidal ideation.<sup>3,4</sup>

89 There is substantial evidence to suggest that adverse childhood experiences (ACEs) are  
90 associated with a heightened likelihood of detrimental health outcomes, such as suicidal tendencies and  
91 depression.<sup>5-9</sup> ACEs encompass a range of challenges experienced during childhood and adolescence,  
92 such as physical, sexual, and emotional abuse; neglect (both physical and emotional); and exposure to  
93 dysfunctional households (including but not limited to domestic violence, and parental divorce, substance  
94 abuse, mental illness, or criminal behaviors).<sup>10,11</sup> Neglect and emotional abuse considerably contribute  
95 more to the incidence of depression than other types of ACEs, such as sexual abuse and domestic  
96 violence, according to a recent meta-analysis.<sup>12</sup> In contrast, other meta-analysis<sup>13</sup> discovered a more  
97 robust association between depression and sexual and physical abuse compared to the aforementioned  
98 categories. Furthermore, ACEs have the potential to modify the default mode network, interfere with  
99 reward processing, and reduce the volume of the inferior frontal gyrus. These effects can result in  
100 compromised inhibitory control and emotional function.<sup>14-16</sup> A prospective cohort study discovered  
101 cognitive impairments and ACEs that were mediated in part by depressive symptoms.<sup>5</sup>

102 Additionally, empirical support suggests that daily hassles and negative life events (NLEs) are  
103 correlated with symptoms of depression, negative affect, and neuroticism. NLEs and daily difficulties  
104 encompass disagreeable and anxiety-inducing obligations such as familial disputes, financial hardships,  
105 and work-related obligations.<sup>17,18</sup> Cognitive dysfunction and emotional dysregulation, as well as an  
106 increased risk of developing psychopathology and late-life cognitive impairment, such as major depressive  
107 disorder (MDD), may result from daily hassles and exposure to NLEs.<sup>19-25</sup> MDD was predicted by  
108 increased daily hassles in a 14–24-year-old cohort.<sup>23</sup> Maybery<sup>26</sup> identified a correlation between perceived

109 distress among university students and adverse interpersonal (e.g., financial, and familial) and non-  
110 interpersonal (e.g., academic) events. Longitudinal studies have found that cognitive impairments are  
111 significantly predicted by the severity and quantity of daily stressors.<sup>20,21</sup> It was recently reported that  
112 NLEs partially mediate the effects of ACEs on the severity of depression.<sup>27</sup> This implies that ACEs  
113 increase the probability of developing NLEs, which in turn influences the severity of depression. However,  
114 the extent to which NLEs partially or completely mediate the effects of ACEs on all features of the  
115 phenome of depression (suicidal behaviors, rumination, neuroticism, insomnia, and cognitive deficits) is  
116 still unknown.

117           Consequently, the purpose of this research is to determine whether a) ACEs affect all  
118 characteristics of mild MDD in young adults, including suicidal tendencies, brooding, neuroticism,  
119 insomnia, cognitive deficits, and the severity of depression and anxiety; and b) whether NLEs partially or  
120 wholly mediate these effects. Furthermore, we examine whether solitary ACEs or the combined effects of  
121 ACEs are better predictors of the depression phenome. We intend to develop a mediation model that  
122 establishes the connection between ACEs and NLEs and depression characteristics, which could be  
123 utilized in clinical practice to predict suicidal tendencies and depression. In pursuit of this objective, we  
124 model the relationships between all features of the depression phenome using the nomothetic precision  
125 psychiatry approach.<sup>27,28</sup> To assemble a representative sample of individuals diagnosed with mild major  
126 depressive disorder (MDD) uncomplicated by chronic depression, we opted to enlist academic students  
127 whose mean age corresponds to the onset of depressive symptoms.<sup>1</sup>

128

## 129 **Material and methods**

### 130 **2.1. Participants**

131           G\*Power 3.1.9.4 was utilized to determine the a priori sample size. The following parameters  
132 were established for the case-control study: an analysis of covariance with the following characteristics:  $f$   
133 = 0.3 effect size,  $\alpha$  = 0.05 power, number of groups = 3, and variables = 6. Consequently, a minimum  
134 sample size of 111 participants was estimated. To represent young adults, our study invited students of  
135 both sexes, aged 18 to 35, from any department of Chulalongkorn University in Bangkok, Thailand, to

136 participate. From November 2021 to February 2023, a cohort of 118 Thai-speaking individuals was  
137 enrolled in this research investigation at the outpatient Department of Psychiatry, King Chulalongkorn  
138 Memorial Hospital, Bangkok, Thailand. This study enrolled individuals who satisfied the DSM-5-TR<sup>3</sup>  
139 criteria for depressive episode, as diagnosed by senior psychiatrists. Additionally, participants who  
140 obtained a Hamilton Depression Rating Scale (HAM-D)<sup>29</sup> score over 7, as assessed by a clinical  
141 psychologist with adequate training, were eligible to participate. For their own protection, participants who  
142 exhibited signs of suicidal ideation during the interview phase were ineligible for inclusion in the study and  
143 were instead referred to a psychiatrist. The study excluded psychiatric diagnoses such as schizophrenia,  
144 alcohol or drug abuse disorders, psycho-organic disorders, anxiety disorders, autism, bipolar disorder,  
145 and schizoaffective disorder, in addition to current medical conditions including endocrine or autoimmune  
146 disorders, psoriasis, type 1 diabetes, lupus erythematosus, chronic kidney disease, multiple sclerosis, and  
147 carcinoma. Female students who were pregnant or nursing were not permitted to take part in the study.  
148 Seventy-four patients suffering from an acute phase of major depression were enrolled. Through word-of-  
149 mouth and online advertisements, 44 healthy controls devoid of psychiatric diagnoses and suicidality at  
150 any point in their lives were recruited for this study. Recruited were controls with a HAM-D<sup>29</sup> score of 7 or  
151 below.

152 The Institutional Review Board (IRB) of the Faculty of Medicine, Chulalongkorn University,  
153 Bangkok, Thailand, reviewed and approved this study (IRB No.351/63). Consent in writing was obtained  
154 from every participant.

155

## 156 **2.2. Methods**

157 The individuals involved in the study were instructed to complete semi-structured interviews  
158 regarding sociodemographic information such as age, gender, number of years of education, current  
159 smoking status, lifetime history of COVID-19 infection, family history of psychiatric diagnoses (including  
160 major depression, bipolar disorder, anxiety, and psychosis), and suicidality. For the computation of body  
161 mass index (BMI), weight (kg) and height (m) were acquired. The prevalence of childhood adversities was  
162 evaluated for all participants through the utilization of the Adverse Childhood Experiences (ACEs)  
163 Questionnaire, as developed by Felitti et al.<sup>10</sup> Abuse (emotional, physical, and sexual), neglect (emotional

164 and physical), household dysfunction (including domestic violence, substance abuse, mental illness,  
165 parental divorce, and criminal members in the household) were the categories applied to a self-report  
166 consisting of 28 items. The ACEs Questionnaire underwent a validated Thai translation by  
167 Rungmueanporn et al.<sup>30</sup> The Thai version of the questionnaire demonstrated internal consistency reliability  
168 values of 0.79 for the abuse domain, 0.82 for the neglect domain, and 0.66 for the household dysfunction  
169 domain.

170 The Negative Event Scale (NES) was employed to quantify the degree of NLEs.<sup>26</sup> The self-report  
171 questionnaire comprises 42 items, each assigned a score between 0 (indicating the event did not  
172 transpire) and 5 (indicating the event transpired with significant problems). The questionnaire assesses  
173 four non-interpersonal subscales (health, money, course interest, and academic limitation) and seven  
174 interpersonal subscales (friends, boyfriend/girlfriend, parents, relatives, lecturers, and fellow students) that  
175 are linked to the current (1-month period) NLEs. The scale, back-translated into Thai by Boonyamalik<sup>31</sup>  
176 demonstrated high reliability among Thai adolescents, as evidenced by Cronbach's alpha values ranging  
177 from 0.94 to 0.96.

178 The present study utilized the subsequent rating scales to evaluate the phenome of depression.  
179 The symptoms and severity of depression were assessed using the Thai version of the HAM-D,<sup>29</sup> which  
180 Lotrakul et al.<sup>32</sup> translated, and the Beck Depression Inventory-II (BDI-II),<sup>33</sup> which Mungpanich<sup>34</sup>  
181 translated. The Thai version of the State-Trait Anxiety Inventory (STAI)<sup>35</sup> was developed by Iamsupasit  
182 and Phumivuthisarn.<sup>36</sup> The STAI comprises twenty items that request respondents to assess their level of  
183 state anxiety on a four-point Likert scale ranging from "not at all" (1) to "mostly" (4). The Thai translation of  
184 the Insomnia Severity Index (ISI),<sup>37</sup> a self-rating questionnaire utilized to evaluate the severity of sleep  
185 problems, was provided by the Mapi Research Trust.<sup>38</sup> The ISI<sup>37,38</sup> is comprised of seven Likert-scale  
186 items, where responses span from "no problem" (0) to "very severe problems" (4). The Ruminative  
187 Response Scale (RRS),<sup>39</sup> which was translated into Thai by Thanoi and colleagues,<sup>40</sup> comprises 22 items  
188 utilized to assess reflective rumination and pondering. Responses range from almost never (1) to almost  
189 always (4). The total score of eight questions from the Thai version of The International Personality Item  
190 Pool-NEO (IPIP-NEO)<sup>41</sup> was utilized to assess neuroticism, one of the Big Five personality traits, in this  
191 research investigation. The Thai version was translated by Yomaboot and Cooper<sup>42</sup> and utilized items with

192 a Cronbach's alpha coefficient of 0.83. The researchers utilized the Columbia-Suicide Severity Rating  
193 Scale (C-SSRS)<sup>43</sup> to assess both past (up to one month prior to study enrollment) and present suicidal  
194 tendencies (within one month). The severity and intensity of suicidal ideation, the self-harm and attempt  
195 subscales, and the lethality subscale comprise the four components of the C-SSRS. The Columbia  
196 Lighthouse Project<sup>44</sup> translated the Thai version of this scale.

197 Previous studies have established that the traditional Stroop task yielded a significant effect size  
198 when used to compare cognitive impairments in patients with clinical depression to those in the control  
199 group.<sup>45</sup> Hence, the present investigation utilized the Stroop Color and Word Test (SCWT)<sup>46</sup> to evaluate  
200 cognitive interference. The SCWT comprises three stimulus sheets, which feature word, color, and word-  
201 color stimuli. Participants are given the task of rapidly identifying the colors of the ink or reading text. Body  
202 mass index (BMI) was computed as weight (in kg) divided by length (in meter) squared.

203

## 204 **2.3 Statistical analyses**

205 The statistical analysis for this study is conducted utilizing IBM, SPSS windows version 29. The  
206 researchers utilized a contingency table analysis ( $X^2$ -test) to evaluate the statistical associations among  
207 categorical variables. Utilizing Pearson's product-moment correlation coefficients, the statistical  
208 relationships between continuous variables were ascertained. Analysis of variance was employed to  
209 investigate the relationships between diagnostic categories and clinical data. The researchers utilized  
210 analysis of covariance (ANCOVA) to investigate the variation in cognitive variables between groups while  
211 covarying for age, sex, and years of education. We used regression analysis to delineate the effects of  
212 different ACEs and NLEs on the clinical characteristics of depression. To reduce the number of items into  
213 a principal component (PC) score that could be utilized in subsequent statistical investigations, PC  
214 analysis (PCA) was implemented. Utilizing Bartlett's sphericity test and the Kaiser-Meyer-Olkin (KMO) test  
215 for sample adequacy, factorability was ascertained; a KMO value greater than 0.6 indicates adequate  
216 sample adequacy. Acceptance of the initial PC is contingent upon the variance explained (VE) exceeding  
217 50% and all loadings surpassing 0.66.

218 Using partial least squares (PLS) path analysis (SmartPLS),<sup>47</sup> the causal relationships between  
219 latent vectors derived from ACEs, NLEs, cognition, and the depressive phenome were evaluated. PLS



220 path analysis was conducted exclusively on the condition that both the inner and outer models met  
221 predetermined quality criteria: a) all loadings on the latent vectors must be greater than 0.66 at a  
222 significance level of  $p < 0.001$ ; b) the model fit must be satisfactory when the standardized root mean  
223 square residuals (SRMR) do not exceed 0.08; c) all latent vectors must possess adequate composite  
224 reliability ( $> 0.7$ ) and Cronbach's alpha ( $> 0.6$ ) values, with an average variance extracted (AVE) exceeding  
225 0.50; d) the reflective models must not be incorrectly specified. We utilized the Heterotrait-Monotrait ratio  
226 (HTMT) with a significance level of 0.85 to assess the discriminant validity of the constructs. A complete  
227 PLS analysis was conducted utilizing 5,000 bootstrap samples to ascertain the exact p-values associated  
228 with the path coefficients for specific, total indirect, and direct paths.

229

## 230 **Results**

### 231 **3.1 Results of PCA.**

232 We were unable to extract one validated PC from all ACEs items or subtypes. Nonetheless, we  
233 managed to isolate a single PC (referred to as 'PC ACEs') from the cumulative score of the emotional  
234 abuse, physical abuse, emotional neglect, and physical neglect subcategories, as illustrated in **Table 1**.  
235 We constructed four PCs based on specific sets of items: a) The ACEs abuse items 1, 2, 3, and 4, which  
236 represent emotional and physical abuse (referred to as 'PC-ACE abuse') (KMO=0.776, Bartlett's sphericity  
237 test  $\chi^2 = 121.660$ ,  $df=6$ ,  $p < 0.001$ , VE=57.66%, all loadings  $> 0.740$ ). b) The items 5, 6, and 7, which indicate  
238 sexual abuse (referred to as 'PC-ACE sexual abuse') (KMO=0.639, Bartlett's sphericity test  $\chi^2 = 178.575$ ,  
239  $df=3$ ,  $p < 0.001$ , VE=76.14%, all loadings  $> 0.781$ ). c) The items 9, 10, 11, 12, 13, and 15, which represent  
240 emotional and physical neglect (referred to as 'PC-ACE neglect') (KMO=0.896, Bartlett's sphericity test  $\chi^2$   
241  $= 616.214$ ,  $df=15$ ,  $p < 0.001$ , VE=77.44%, all loadings  $> 0.821$ ). d) The 'PC-ACE family', which reflects  
242 household dysfunction, including domestic violence, mental illness in the household, and parental divorce  
243 subtypes (KMO=0.618, Bartlett's sphericity test  $\chi^2 = 23.269$ ,  $df=3$ ,  $p < 0.001$ , VE=51.54%, all  
244 loadings  $> 0.717$ ). The Electronic Supplementary File (ESF), Table 1 provides a comprehensive explanation  
245 of all ACEs items.

246 In addition, we were unable to extract one PC from all NLE items. As a result, we recovered three  
247 validated PCs and assigned them the labels 'PC-NLE self', 'PC-NLE relationship', and 'PC-NLE academic',  
248 as shown in Table 1 and ESF, Table 1. The total score of all NLEs items was computed (labeled total  
249 NLEs).

250 Based on prior studies,<sup>8,28,48</sup> we created a reliable and validated psychological construct (PC) to  
251 represent the phenome of depression. This construct was developed by considering the combined scores  
252 from different measures such as HAM-D, BDI-II, STAI, ISI, neuroticism, brooding, and suicidal behavior  
253 (SB).<sup>28</sup> For more details, please refer to Table 1 and ESF, Table 2. Furthermore, Table 1 presents a PC  
254 that was created using three Stroop Color-Word Test (SCWT)<sup>49</sup> domains: word, color, and word-color. This  
255 PC accurately represents the capacity to suppress cognitive interference, which is labelled as PC Stroop.

256

### 257 **3.2 Socio-demographic and clinical data.**

258 **Table 2** displays the socio-demographic and clinical data. The group of patients with MDD was  
259 categorized into two subgroups based on their ACEs levels, specifically those with high ACEs and those  
260 with low ACEs. This categorization was done using the median-split approach performed on PC ACEs.  
261 Depressive patients did not show any significant differences compared to the control group in terms of  
262 age, sex, BMI, relationship status, current smoking, or lifetime COVID-19 history. Depressive patients with  
263 high ACEs had a downward trend in their level of education compared to other individuals. There were no  
264 significant differences observed between patients with high and low ACEs in terms of the length of  
265 depression, and family history of mental disorders such as depression, bipolar disorder, anxiety,  
266 psychosis, and suicide.

267

### 268 **3.3 Clinical features of patients with high and low ACEs.**

269 **Table 3** provides a comprehensive overview of the clinical characteristics exhibited by both  
270 patients and controls. Patients had significantly elevated scores on the HAM-D, BDI-II, STAI, ISI, brooding,  
271 neuroticism, present phenome, and SB measures, in comparison to the control group. Patients with  
272 elevated ACEs had significantly higher scores on the HAM-D and BDI-II, as well as greater rates of both

273 current and total SB. Additionally, these patients reported a higher prevalence of NLEs in their  
274 relationships compared to patients with MDD who had low ACEs scores. The patients had significantly  
275 lower Stroop subdomains and cognition scores compared to the controls.

276

### 277 **3.4 Intercorrelation matrix.**

278 **Table 4** displays the associations between PC ACEs, PC-ACE sexual abuse and PC-ACE family,  
279 as well as total scores of NLEs, and various clinical features of depression. These features include HAM-  
280 D, BDI-II, STAI, ISI, brooding, neuroticism, present phenome, lifetime and current SB, and cognition.  
281 Positive correlations were found between PC ACEs and total NLEs with all clinical characteristics, but  
282 negative associations were observed with cognition. The PC-ACE sexual abuse showed a strong negative  
283 correlation with cognitive abilities, while it exhibited a positive correlation with the total scores of NLEs, ISI,  
284 and lifetime SB. PC ACEs, Total NLEs, and PC-ACE family (excluding cognition) were strongly linked to  
285 every aspect of depression.

286 We conducted multiple regression analyses to examine the relationship between the current  
287 phenome, including current SB, and cognitive impairments. We included age, sex, number of education  
288 years, current regular smoking, and PCs of ACEs and NLEs subtypes as explanatory factors. The results  
289 are presented in **Table 5**. The stepwise technique revealed that the current phenome (#regression 1) was  
290 most accurately predicted by PC-NLE self, PC-NLE academic, and PC-ACE abuse, which collectively  
291 accounted for 53.4% of its variability. The most accurate predictors of current SB were PC-ACE neglect  
292 and PC-ACE family, which accounted for 17.8% of the observed variation in the data (regression 2). In  
293 Regression #3, specifically, the predictor variable of PC-NLE relationship accounted for 15.5% of the  
294 variance in current SB. The cognitive PC (#regression 4) was most accurately predicted by PC-ACE  
295 sexual abuse, PC-ACE neglect, and current smoking, which collectively accounted for 18.5% of the  
296 variability. **Figure 1** displays the partial regression analysis of the present phenome on PC-NLE self, while  
297 accounting for the influences of age, sex, number of schooling years, and current smoking. **Figure 2**  
298 displays the partial regression analysis of current SB on PC-ACE neglect, while accounting for the  
299 influence of age, sex, number of schooling years, and current smoking.

300

### 301 **3.5 Results from PLS analysis.**

302 **Figure 3** displays the final PLS model, highlighting the significant paths. Based on prior  
303 research,<sup>8,28,48</sup> we create a latent vector representing the phenome of depression using the HAM-D, BDI-  
304 II, STAI, ISI, brooding, neuroticism, and current SB scores. We successfully developed a factor by  
305 considering ACEs abuse, neglect, and familial dysfunctions. We created a validated latent vector for NLEs  
306 by utilizing self, relationships, and academic scores. The three Stroop domains were utilized to form a  
307 cognitive factor. We utilized the ACEs and NLEs factors and sexual abuse as indicators for predicting the  
308 depression phenome and cognitive functioning. Additionally, we examined how NLEs can work as  
309 mediators for the impact of ACEs on the phenome. In addition, we incorporated a moderator model that  
310 encompasses the ACEs factor and the impact of NLEs on the phenome. The model fit indicates a  
311 satisfactory level of quality, as evidenced by the SRMR value of 0.058. The ACEs, NLEs, current  
312 phenome, and cognition factors demonstrate sufficient construct validity and convergence. The AVEs for  
313 these factors are 0.560, 0.629, 0.708, and 0.684, respectively. The Cronbach's alpha values for these  
314 factors are 0.610, 0.704, 0.929, and 0.766, respectively. Additionally, the composite reliability ( $\rho_C$ )  
315 values for these factors are 0.791, 0.835, 0.944, and 0.866, respectively. All loadings of the outer model  
316 exceeded 0.7, except for family difficulties, which had a loading of 0.692. The ACEs and NLEs factors  
317 accounted for 55.0% of the phenome variance, while the ACE indicators explained 22.5% of the NLEs  
318 variance. Sexual abuse and the phenome factor accounted for 18.5% of the variance in the cognition  
319 factor. The moderation term "ACEs X NLEs" was significant. The ACEs factor had a significant specific  
320 indirect effect on cognition, which was mediated via the pathway from the NLEs factor to the phenome  
321 factor ( $t=2.38$ ,  $p=0.017$ ). Furthermore, the NLEs factor had a specific indirect impact on the cognition  
322 factor mediated by the phenome, as evidenced by a statistically significant t-value of 2.88 and a p-value of  
323 0.004. The PLS Predict analysis indicated that all  $Q^2$  values were above zero. Additionally, the PLS cross-  
324 validated predictive ability test analysis revealed that the PLS-SEM against indicator average had a  
325 significant result ( $p=0.008$ ), suggesting that the model is replicable.

326

## 327 **Discussion**

### 328 ***4.1 Effects of ACEs on the depression phenome.***

329           The first important finding from this research is that ACEs were substantially correlated with the  
330 phenome of depression. Our research distinguished the various ACEs types using a data-centric approach  
331 and identified the significant pathways by which ACEs may influence the phenome via PLS analysis. A  
332 factor extracted from physical and emotional maltreatment and neglect as well as family problems had a  
333 substantial, significant direct effect on the phenome, according to this analysis. These results build upon  
334 the conclusions drawn by Almulla et al.,<sup>22</sup> which indicated that ACEs could predict the phenome of  
335 depression. Consistent with previous research (e.g., Hein et al.;<sup>50</sup> Peckins et al.;<sup>51</sup> Gizdic et al.<sup>52</sup>), our  
336 findings demonstrate that distinct subtypes of ACEs are associated with psychopathology in unique ways.  
337 Prior studies have established a correlation between neglect, physical and emotional maltreatment, and  
338 an elevated susceptibility to psychological and behavioral complications, including depression and suicidal  
339 ideation.<sup>53</sup> Similarly, an increase in depressive symptoms is correlated with higher cumulative ACEs  
340 scores.<sup>54</sup> The threat-deprivation model, alternatively referred to as the Dimension Model of Adversity and  
341 Psychopathology, elucidates the biological mechanisms that underlie a multitude of ACEs.<sup>14,55</sup> Threat is  
342 defined as initial exposure to violence or injury, while deprivation is characterized by the absence of  
343 anticipated demands from one's surroundings.<sup>14,55</sup> There is evidence that individuals who are threatened  
344 or deprived may display increased emotional reactivity and struggle to regulate their emotions.<sup>56</sup> This has  
345 been associated with symptoms of anxiety and depression.<sup>57,58</sup> Moreover, there is a positive correlation  
346 between physical abuse history and poverty among adults<sup>59</sup> which is linked to depression and anxiety.<sup>60</sup>  
347 According to Dube et al.,<sup>11</sup> ACEs are strongly associated with suicide attempts.

348           Furthermore, by incorporating the ACEs items pertaining to parental divorce, domestic violence,  
349 mental illness, and suicide within the household, our research successfully constructed a validated family  
350 dysfunction factor. A potential explanation for the high loadings of those different items on the latter factor  
351 is that all items could be attributed to hereditary influences. This factor exhibits a significant association  
352 with every characteristic of depression, except for cognitive dysfunctions. MDD patients exhibit heritability

353 ranging from 30% to 50% explained variance, suggesting that genetics significantly impact the  
354 development of depression.<sup>61</sup> Furthermore, there is evidence to suggest that parental mental health  
355 issues account for around 50% of the genetic transmission of suicide attempts.<sup>62</sup> Furthermore, completed  
356 suicide has been linked to genetic factors.<sup>63</sup> Therefore, it is probable that the existence of mental  
357 disorders, regardless of their genetic predisposition, contributed to domestic violence and parental  
358 divorce, as well as to the exacerbation of depression symptoms such as suicidal ideation, brooding,  
359 insomnia, and overall severity of the condition.

360

#### 361 ***4.2. Effects of sexual abuse on the depression phenome.***

362 The results of our study indicate that sexual abuse did not have a statistically significant direct  
363 impact on the phenome of depression. However, it did have a minimal effect size on lifetime SB and ISI  
364 scores. These results are consistent with those of Gizdic et al.,<sup>52</sup> who discovered no association between  
365 sexual abuse and psychopathology using PCA. However, our research revealed that sexual abuse  
366 exerted a substantial indirect influence on the phenome of depression, and that this influence was  
367 mediated by NLEs. Positive results indicating a significant association between childhood sexual abuse  
368 and depression are also explicable by this effect. As an illustration, a longitudinal investigation conducted  
369 by Ferguson et al.<sup>64</sup> identified a correlation that was statistically significant between sexual abuse and  
370 various socioecological outcomes pertaining to adult development, including psychological well-being,  
371 sexual risk-taking, and physical health. Sexual abuse was statistically associated with a lifetime diagnosis  
372 of psychiatric disorders, including anxiety disorder, depression, eating disorders, posttraumatic stress  
373 disorder, sleep disorders, and suicide attempts, according to meta-analysis and longitudinal study.<sup>65,66</sup> A  
374 higher probability of exhibiting symptoms consistent with severe depression was found in individuals  
375 whose sexual abuse took place prior to the age of twelve, according to a study by Schoedl et al.<sup>67</sup> Adams  
376 et al.<sup>68</sup> discovered that, unlike during childhood and adolescence, a prior history of sexual abuse prior to  
377 the age of six did not exhibit a significant predictive effect on psychopathology.

378

379 **4.3 Combined effects of ACEs and NLEs on the phenome of**  
380 **depression.**

381 A third significant finding of the present study is that ACEs and NLEs are predictors of the MDD  
382 phenotype, which includes suicidal behaviors. Self- and academic-related difficulties in conjunction with  
383 ACEs predicted the depression phenome, whereas neglect, family dysfunction, or relationship difficulties  
384 predicted current suicidal behaviors. Chronic stress can be induced by everyday difficulties, particularly  
385 when these difficulties coincide with other personal and environmental risk factors that increase the  
386 likelihood of developing mental disorders.<sup>23</sup> Previous studies have established clear associations between  
387 NLEs and neuroticism,<sup>69</sup> brooding,<sup>70,71</sup> poor sleep quality,<sup>70,72</sup> suicide,<sup>27,71</sup> and all of these factors are  
388 known to increase the likelihood of developing depression.<sup>23,24,73</sup>

389 Furthermore, increased NLEs were found to partially mediate the effects of ACEs on rumination,  
390 SB, neuroticism, and the phenome of depression, according to the current study. Almulla et al.<sup>22</sup>  
391 discovered that NLEs combined with ACEs substantially predict the manifestation of very severe MDD, as  
392 well as the lifetime and current suicidal behaviors. These results build upon those of Almulla et al.<sup>22</sup> The  
393 effects of ACEs on the increases in affective symptoms during the COVID-19 pandemic are partially  
394 mediated by increased NLE scores.<sup>74</sup> Maes and Almulla<sup>27</sup> identified a similar pattern to the present study:  
395 ACEs predict the severity of NLEs, and the latter are correlated with heightened illness severity and recent  
396 suicidal behaviors. As previously mentioned, individuals who have experienced ACEs are more likely to  
397 reside in environments that are more problematic, which increases their exposure to NLEs.<sup>27</sup>

398 Furthermore, we identified a noteworthy moderating effect in which dysfunctions within the family  
399 and physical and emotional neglect and abuse serve as moderators to diminish the impact of NLEs on the  
400 phenome of depression. Another study that documented this moderation effect was Maes and Almulla.<sup>27</sup>

401

402 **4.4 ACEs predict cognitive impairments in MDD.**

403 The fourth significant discovery of this research is that ACEs are notably correlated with cognitive  
404 impairments in individuals with depression. Significantly, our research revealed that various ACEs had  
405 distinct impacts on cognitive impairments associated with depression. Specifically, sexual abuse had

406 direct effects, while neglect and family issues and a combination of physical and emotional abuse had  
407 indirect effects. The latter effects were mediated in part by NLEs and the depressive phenome.

408         The Classic Stroop test was employed in this investigation as it was deemed a reliable benchmark  
409 for depression in a prior meta-analysis.<sup>45</sup> Cognitive interference occurs when the processing of one  
410 attribute influences the simultaneous processing of another attribute in response to the same stimuli.<sup>46,75</sup>  
411 The Stroop test measures the capacity to prevent cognitive interference. Interference control is a critical  
412 cognitive principle that is potentially indispensable for numerous memory tasks and exhibits connections  
413 with other cognitive processes.<sup>76</sup> Like working memory and set shifting (flexibility), inhibitory control is an  
414 essential component of the executive functions, which are higher-order cognitive processes.<sup>77</sup> Thus, our  
415 findings extend those of Tjoelker et al.,<sup>78</sup> who found that a history of physical maltreatment and emotional  
416 neglect is associated with diminished interference control in older individuals with depressive, anxious,  
417 and somatic symptoms. A significant correlation was identified by Lund et al.<sup>79</sup> in a systematic review  
418 between ACEs and executive deficits in children, specifically in relation to maternal depression. According  
419 to a study by Saleh et al.,<sup>80</sup> exposure to ACEs negatively impacted working memory performance and  
420 processing speed. In a study of adults aged 18-45 years, both with and without MDD, who had been  
421 exposed to ACEs before the age of 13, Gould et al.<sup>81</sup> found that ACEs may cause impairments in affective  
422 processing/inhibition, spatial working memory, and executive functions. Furthermore, ACEs have the  
423 potential to induce cognitive dysfunctions, disrupt reward systems, promote avoidant-emotion coping, and  
424 reduce problem-focused coping strategies. These combined effects may heighten an individual's  
425 susceptibility to NLEs.<sup>11,14,82</sup>

426         Significantly, our PLS analysis revealed that sexual abuse exerted a considerable direct impact on  
427 cognitive impairments. These results build upon the research conducted by Barrera et al.,<sup>83</sup> which  
428 suggested that children who have been subjected to sexual assault might struggle to maintain focus.  
429 Further supporting the results are those of Hawkins et al.,<sup>84</sup> who found that neglect and sexual abuse  
430 were associated with decreased performance on short-term and long-term memory assessments among  
431 individuals aged 24-32.

432



433 **4.5. Different pathways may explain the effects of ACEs/NLEs on the**  
434 **phenome of depression.**

435 The impact of physical and emotional abuse and neglect on the manifestation of depression could  
436 potentially be elucidated through the influence of ACEs on various cognitive function-affecting pathways.  
437 ACEs may increase the production of M1 macrophages and T-helper (Th) cells, specifically Th-1 and Th-  
438 17 cells, thereby activating the immune-inflammatory response system (IRS), while diminishing  
439 neuroprotective factors such as nerve growth factor.<sup>9,85</sup> Furthermore, nitro-oxidative pathways are  
440 stimulated, and antioxidant defenses are compromised by ACEs.<sup>86-88</sup> Furthermore, research suggests that  
441 ACEs, such as neglect, could potentially interfere with the functioning of the hypothalamic-pituitary-  
442 adrenal (HPA) axis.<sup>89,90</sup> Fourthly, childhood exposure to domestic violence shortened telomere length,  
443 according to a meta-analysis<sup>91</sup> and ACEs can alter epigenetic methylation patterns of HPA-axis-related  
444 genes.<sup>92</sup> Furthermore, it has been observed that ACEs are linked to alterations in the microbiome, which  
445 result in a distinct enterotype reflecting dysbiosis of the gut.<sup>7</sup> ACEs elevate atherogenicity, a factor that  
446 has been linked to suicidal tendencies and depression.<sup>93</sup> Finally, ACEs have been linked to reduced  
447 volume in the amygdala, hippocampus, and anterior cingulate cortex—regions of the brain responsible for  
448 emotion regulation and self-control—along with impairments in executive functions, which are indicative of  
449 impaired memory and cognitive flexibility.<sup>6,25,84,94-96</sup>

450 The potential impact of sexual abuse on neurocognitive function could be accounted for by the  
451 known cognitive function-altering effects of ACEs on various pathways, such as inflammation,<sup>66,88,97</sup>  
452 alterations in the HPA-axis,<sup>97</sup> and disruptions in the cortical and subcortical regions.<sup>98</sup> Likewise, NLEs  
453 have a plethora of detrimental effects on the same pathways, including the IRS,<sup>99,100</sup> oxidative stress  
454 pathways,<sup>101</sup> HPA-axis function,<sup>102</sup> and methylation processes.<sup>102</sup>

455  
456 **4.5 Limitations**

457 Our research was limited to depression among university students between the ages of 18 and  
458 35; consequently, the findings might not be applicable to chronic and recurrent depression, and depression  
459 in old age. Furthermore, the age of initial exposure to ACEs was not included in the Thai version of the

460 Adverse Childhood Experiences Questionnaire,<sup>10,30</sup> which was utilized in this research. Third, recall bias  
461 may be present due to the retrospective nature of the ACEs assessment in this study.<sup>103</sup> While some may  
462 contend that a more substantial sample size is imperative for examining the associations between  
463 ACEs/NLEs and the phenome, our research utilized a sample size that possessed an adequate power of  
464 0.8. Furthermore, the association between ACEs/NLEs and the phenome has a post-hoc power of 1.0.  
465 Furthermore, the model exhibited replicability and the fit quality of the data was satisfactory. Further  
466 investigation into associated biomarkers is necessary to establish a more precise intervention strategy,  
467 given the involvement of ACEs in neurobiological pathways.

468

## 469 **Conclusions**

470 A significant proportion of the variability observed in the phenome of depression was accounted  
471 for by the combined influence of ACEs, including family dysfunction, abuse, and neglect (both physical  
472 and emotional), and self-, relationship, and academic-related NLEs. ACEs interacted substantially with  
473 NLEs to influence the depression phenome. While sexual abuse did not exert a direct influence on the  
474 phenome, its consequences were mediated through NLEs. We discovered that increased sexual abuse,  
475 physical and emotional abuse and neglect, and family dysfunction-related adverse childhood experiences  
476 predicted 22.5% of the variance in NLEs. Sexual abuse and depression as a phenotype accounted for as  
477 much as 18.5% of the variance in Stroop test scores. Sexual abuse coupled with other ACEs and NLEs  
478 may have an effect on cognitive interference inhibition.

## 479 ***Acknowledgements***

480 None

481

## 482 ***Disclosure***

483 The authors report no conflicts of interest in this work.

484

## 485 ***Author contributions***

486 AV and MM designed the current study and performed the statistical evaluation. AV contributed to the data  
487 collection. All authors contributed to the writing and rewriting of the manuscript, and they have all given  
488 their consent for submission of the completed version.

489

## 490 ***Funding***

491 AV was supported by the 90th Anniversary of Chulalongkorn University Scholarship under the  
492 Ratchadaphisek Somphot Fund (Batch#47; 3/2020), and the Ratchadapisek Research Funds (Faculty of  
493 Medicine), MDCU (GA65/17), Chulalongkorn University, Thailand. MM was supported by the Thailand  
494 Science Research and Innovation Fund, Chulalongkorn University (HEA663000016), and Ratchadapisek  
495 Somphot Fund, Faculty of Medicine, Chulalongkorn University (RA66/016).

496

## 497 ***Ethics statement***

498 The studies involving humans were approved by The Institutional Review Board of Chulalongkorn  
499 University's institutional ethics board, Bangkok, Thailand. The studies were conducted in accordance with  
500 the local legislation and institutional requirements. The participants provided their written informed consent  
501 to participate in this study. Written informed consent was obtained from the individual(s) for the publication  
502 of any potentially identifiable images or data included in this article.

503

## 504 **Data availability statement**

505 The raw data supporting the conclusions of this article will be made available by the authors, without  
506 undue reservation.

507

## 508 **References**

- 509 1. Herrman H, Patel V, Kieling C, et al. Time for united action on depression: a Lancet-World  
510 Psychiatric Association Commission. *Lancet*. 2022;399(10328):957-1022. doi:10.1016/s0140-  
511 6736(21)02141-3
- 512 2. Lopizzo N, Bocchio Chiavetto L, Cattane N, et al. Gene-environment interaction in major  
513 depression: focus on experience-dependent biological systems. *Front Psychiatry*. 2015;6:68.  
514 doi:10.3389/fpsy.2015.00068
- 515 3. American Psychiatric Association. Depressive Disorders. In: *Diagnostic and statistical manual of*  
516 *mental disorders (5th ed., text rev.)*. 2022.
- 517 4. World Health Organization. *ICD-11: International classification of diseases (11th revision)*. 2022.
- 518 5. Lowry E, McInerney A, Schmitz N, Deschênes SS. Adverse childhood experiences and cognitive  
519 function in adulthood: examining the roles of depressive symptoms and inflammation in a  
520 prospective cohort study. *Soc Psychiatry Psychiatr Epidemiol*. 2022;57(12):2367-2377.  
521 doi:10.1007/s00127-022-02315-w
- 522 6. Soares S, Rocha V, Kelly-Irving M, Stringhini S, Fraga S. Adverse Childhood Events and Health  
523 Biomarkers: A Systematic Review. *Front Public Health*. 2021;9:649825.  
524 doi:10.3389/fpubh.2021.649825
- 525 7. Maes M, Vasupanrajit A, Jirakran K, et al. Adverse childhood experiences and reoccurrence of  
526 illness impact the gut microbiome, which affects suicidal behaviours and the phenome of major  
527 depression: towards enterotypic phenotypes. *Acta Neuropsychiatr*. 2023;35(6):328-345.  
528 doi:10.1017/neu.2023.21
- 529 8. Jirakran K, Vasupanrajit A, Tunvirachaisakul C, Maes M. The effects of adverse childhood  
530 experiences on depression and suicidal behaviors are partially mediated by neuroticism: A  
531 subclinical manifestation of major depression. *Front Psychiatry*. 2023;14:1158036.  
532 doi:10.3389/fpsy.2023.1158036
- 533 9. Maes M, Rachayon M, Jirakran K, Sodsai P, Sughondhabirom A. Lower Nerve Growth Factor  
534 Levels in Major Depression and Suicidal Behaviors: Effects of Adverse Childhood Experiences  
535 and Recurrence of Illness. *Brain Sci*. 2023;13(7). doi:10.3390/brainsci13071090
- 536 10. Felitti VJ, Anda RF, Nordenberg D, et al. Relationship of childhood abuse and household  
537 dysfunction to many of the leading causes of death in adults. The Adverse Childhood Experiences  
538 (ACE) Study. *Am J Prev Med*. 1998;14(4):245-258. doi:10.1016/s0749-3797(98)00017-8
- 539 11. Dube SR, Anda RF, Felitti VJ, Chapman DP, Williamson DF, Giles WH. Childhood abuse,  
540 household dysfunction, and the risk of attempted suicide throughout the life span: findings from  
541 the Adverse Childhood Experiences Study. *Jama*. 2001;286(24):3089-3096.  
542 doi:10.1001/jama.286.24.3089
- 543 12. Mandelli L, Petrelli C, Serretti A. The role of specific early trauma in adult depression: A meta-  
544 analysis of published literature. Childhood trauma and adult depression. *Eur Psychiatry*.  
545 2015;30(6):665-680. doi:10.1016/j.eurpsy.2015.04.007
- 546 13. Lindert J, von Ehrenstein OS, Grashow R, Gal G, Braehler E, Weiskopf MG. Sexual and physical  
547 abuse in childhood is associated with depression and anxiety over the life course: systematic  
548 review and meta-analysis. *Int J Public Health*. 2014;59(2):359-372. doi:10.1007/s00038-013-  
549 0519-5
- 550 14. McLaughlin KA, Sheridan MA. Beyond Cumulative Risk: A Dimensional Approach to Childhood  
551 Adversity. *Curr Dir Psychol Sci*. 2016;25(4):239-245. doi:10.1177/0963721416655883

- 552 15. Luby JL, Barch D, Whalen D, Tillman R, Belden A. Association Between Early Life Adversity and  
553 Risk for Poor Emotional and Physical Health in Adolescence: A Putative Mechanistic  
554 Neurodevelopmental Pathway. *JAMA Pediatr.* 2017;171(12):1168-1175.  
555 doi:10.1001/jamapediatrics.2017.3009
- 556 16. Oltean LE, Șoflău R, Miu AC, Szentágotai-Tătar A. Childhood adversity and impaired reward  
557 processing: A meta-analysis. *Child Abuse Negl.* 2023;142(Pt 1):105596.  
558 doi:10.1016/j.chiabu.2022.105596
- 559 17. Kanner AD, Coyne JC, Schaefer C, Lazarus RS. Comparison of two modes of stress  
560 measurement: daily hassles and uplifts versus major life events. *J Behav Med.* 1981;4(1):1-39.  
561 doi:10.1007/bf00844845
- 562 18. Ruffin CL. Stress and health—little hassles vs. major life events. *J Australian Psychologist.*  
563 1993;28(3):201-208.
- 564 19. Monroe SM. Major and minor life events as predictors of psychological distress: further issues  
565 and findings. *J Behav Med.* 1983;6(2):189-205. doi:10.1007/bf00845380
- 566 20. Desmond P, Cummins T, Ames D, Dennerstein L, Szoek C. P2–270: The relationship between  
567 hassle severity, anxiety and cognitive performance: An 8-year follow-up in the Women's Healthy  
568 Aging Project. 2013;9(4S\_Part\_11):P457-P457. doi:https://doi.org/10.1016/j.jalz.2013.05.917
- 569 21. Rickenbach EH, Almeida DM, Seeman TE, Lachman ME. Daily stress magnifies the association  
570 between cognitive decline and everyday memory problems: an integration of longitudinal and  
571 diary methods. *Psychol Aging.* 2014;29(4):852-862. doi:10.1037/a0038072
- 572 22. Almulla AF, Abo Algon AA, Maes MF. Adverse childhood experiences and recent negative events  
573 activate immune and growth factor pathways, which are associated with first episode major  
574 depression and suicidal behaviours. *medRxiv.* 2023:2023.2006. 2019.23291597.
- 575 23. Asselmann E, Wittchen HU, Lieb R, Beesdo-Baum K. A 10-year prospective-longitudinal study of  
576 daily hassles and incident psychopathology among adolescents and young adults: interactions  
577 with gender, perceived coping efficacy, and negative life events. *Soc Psychiatry Psychiatr  
578 Epidemiol.* 2017;52(11):1353-1362. doi:10.1007/s00127-017-1436-3
- 579 24. Yan J, Kong T, He Y, McWhinnie CM, Yao S, Xiao J. Daily hassles and depression in individuals  
580 with cognitive vulnerability to depression: The mediating role of maladaptive cognitive emotion  
581 regulation strategies. *Nordic Psychology.* 2015;67(1):87-100. doi:10.1080/19012276.2014.957717
- 582 25. Ji S, Wang H. A study of the relationship between adverse childhood experiences, life events, and  
583 executive function among college students in China. *Psicol Reflex Crit.* 2018;31(1):28.  
584 doi:10.1186/s41155-018-0107-y
- 585 26. Maybery D. Incorporating interpersonal events within hassle measurement. *Stress and Health.*  
586 2003;19(2):97-110.
- 587 27. Maes M, Almulla AF. Research and Diagnostic Algorithmic Rules (RADAR) and RADAR Plots for  
588 the First Episode of Major Depressive Disorder: Effects of Childhood and Recent Adverse  
589 Experiences on Suicidal Behaviors, Neurocognition and Phenome Features. *Brain Sci.*  
590 2023;13(5). doi:10.3390/brainsci13050714
- 591 28. Vasupanrajit A, Maes M, Jirakran K, Tunvirachaisakul C. Brooding and neuroticism are strongly  
592 interrelated manifestations of the phenome of depression. 2023;14.  
593 doi:10.3389/fpsy.2023.1249839
- 594 29. Hamilton M. A rating scale for depression. *J Neurol Neurosurg Psychiatry.* 1960;23(1):56-62.  
595 doi:10.1136/jnnp.23.1.56
- 596 30. Rungmueanporn L, Buathong N, Chandarasiri P, Wittayasai WJCMB. Development of the Adverse  
597 Childhood Experiences (ACE) Questionnaire Thai version. 2019;1(3):251-260.
- 598 31. Boonyamalik P. *Epidemiology of adolescent suicidal ideation: Roles of perceived life stress,  
599 depressive symptoms, and substance use.* The Johns Hopkins University; 2005.
- 600 32. Lotrakul M, Sukanich P, Sukying C. The reliability and validity of Thai version of Hamilton Rating  
601 Scale for Depression. *J Psychiatr Assoc Thailand.* 1996;41(4):235-246.
- 602 33. Beck AT, Steer RA, Brown GJP. Beck depression inventory—II. 1996.
- 603 34. Munpanich A. Development of the Thai version of the BDI-II depression assessment form at  
604 Khon Kaen Rajanagarindra hospital. 7th Annual International Mental Health Conference; 2008;  
605 Ambassador Hotel Bangkok. .
- 606 35. Spielberger CD. State-trait anxiety inventory for adults. 1983.

- 607 36. Iamsupasit S, Phumivuthisarn P. A study of cognitive factors related to anxiety sensitivity. Paper  
608 presented at: Proceedings of the East-West Psychology Science Research Center; November 24,  
609 2005, 2005; Bangkok, Thailand.
- 610 37. Morin CM, Belleville G, Bélanger L, Ivers H. The Insomnia Severity Index: psychometric indicators  
611 to detect insomnia cases and evaluate treatment response. *Sleep*. 2011;34(5):601-608.  
612 doi:10.1093/sleep/34.5.601
- 613 38. Mapi Language Services. Linguistic validation certificate paper version of the Insomnia Severity  
614 Index (ISI). In: Mapi Research Trust; 2015.
- 615 39. Nolen-Hoeksema S, Morrow J. A prospective study of depression and posttraumatic stress  
616 symptoms after a natural disaster: the 1989 Loma Prieta Earthquake. *J Pers Soc Psychol*.  
617 1991;61(1):115-121. doi:10.1037//0022-3514.61.1.115
- 618 40. Thanoi W, Panitrat R, Phancharoenworakul K, Thompson EA, Nityasuddhi D. The Adolescent  
619 Ruminative Response Scale (Thai version): Psychometric Properties. *J Nursing Science Journal  
620 of Thailand*. 2011;29(3):19-38.
- 621 41. Socha A, Cooper CA, McCord DM. Confirmatory factor analysis of the M5-50: an implementation  
622 of the International Personality Item Pool item set. *Psychol Assess*. 2010;22(1):43-49.  
623 doi:10.1037/a0017371
- 624 42. Yomaboot P, Cooper A. Factor structure and psychometric properties of the International  
625 Personality Item Pool-NEO (IPIP-NEO) Thai version. *Journal of Somdet Chaopraya Institute of  
626 Psychiatry*. 2016;10(2).
- 627 43. Posner K, Brown GK, Stanley B, et al. The Columbia-Suicide Severity Rating Scale: initial validity  
628 and internal consistency findings from three multisite studies with adolescents and adults. *Am J  
629 Psychiatry*. 2011;168(12):1266-1277. doi:10.1176/appi.ajp.2011.10111704
- 630 44. The Columbia Lighthouse Project. Linguistic validation process. 2016;  
631 <http://cssrs.wpengine.com/the-columbia-scale-c-srs/translations/>. Accessed April 3, 2020.
- 632 45. Epp AM, Dobson KS, Dozois DJ, Frewen PA. A systematic meta-analysis of the Stroop task in  
633 depression. *Clin Psychol Rev*. 2012;32(4):316-328. doi:10.1016/j.cpr.2012.02.005
- 634 46. Stroop JR. Studies of interference in serial verbal reactions. *Journal of experimental psychology*.  
635 1935;18(6):643.
- 636 47. Ringle CM, Wende S, Becker J-M. SmartPLS 3. In: Boenningstedt; 2015.
- 637 48. Maes M, Moraes JB, Bonifacio KL, et al. Towards a new model and classification of mood  
638 disorders based on risk resilience, neuro-affective toxicity, staging, and phenome features using  
639 the nomothetic network psychiatry approach. *Metab Brain Dis*. 2021;36(3):509-521.  
640 doi:10.1007/s11011-020-00656-6
- 641 49. Golden C, Freshwater SM, Golden Z. Stroop color and word test. 1978.
- 642 50. Hein TC, Muz B, Ahmadi-Montecalvo H, Smith T. Associations among ACEs, Health Behavior, and  
643 Veteran Health by Service Era. *Am J Health Behav*. 2020;44(6):876-892. doi:10.5993/ajhb.44.6.11
- 644 51. Peckins MK, Roberts AG, Hein TC, et al. Violence exposure and social deprivation is associated  
645 with cortisol reactivity in urban adolescents. *Psychoneuroendocrinology*. 2020;111:104426.  
646 doi:10.1016/j.psyneuen.2019.104426
- 647 52. Gizdic A, Sheinbaum T, Kwapil TR, Barrantes-Vidal N. Empirically-derived dimensions of  
648 childhood adversity and cumulative risk: associations with measures of depression, anxiety, and  
649 psychosis-spectrum psychopathology. *Eur J Psychotraumatol*. 2023;14(2):2222614.  
650 doi:10.1080/20008066.2023.2222614
- 651 53. Norman RE, Byambaa M, De R, Butchart A, Scott J, Vos T. The long-term health consequences  
652 of child physical abuse, emotional abuse, and neglect: a systematic review and meta-analysis.  
653 *PLoS Med*. 2012;9(11):e1001349. doi:10.1371/journal.pmed.1001349
- 654 54. Giampetruzzi E, Tan AC, LoPilato A, et al. The impact of adverse childhood experiences on adult  
655 depression severity and treatment outcomes. *J Affect Disord*. 2023;333:233-239.  
656 doi:10.1016/j.jad.2023.04.071
- 657 55. McLaughlin KA, Sheridan MA, Lambert HK. Childhood adversity and neural development:  
658 deprivation and threat as distinct dimensions of early experience. *Neurosci Biobehav Rev*.  
659 2014;47:578-591. doi:10.1016/j.neubiorev.2014.10.012
- 660 56. Sheridan MA, Shi F, Miller AB, Salhi C, McLaughlin KA. Network structure reveals clusters of  
661 associations between childhood adversities and development outcomes. *Dev Sci*.  
662 2020;23(5):e12934. doi:10.1111/desc.12934



- 663 57. Gonçalves SF, Chaplin TM, Turpyn CC, et al. Difficulties in Emotion Regulation Predict Depressive  
664 Symptom Trajectory from Early to Middle Adolescence. *Child Psychiatry Hum Dev.*  
665 2019;50(4):618-630. doi:10.1007/s10578-019-00867-8
- 666 58. Ruan QN, Chen CM, Yang JS, Yan WJ, Huang ZX. Network analysis of emotion regulation and  
667 reactivity in adolescents: identifying central components and implications for anxiety and  
668 depression interventions. *Front Psychiatry.* 2023;14:1230807. doi:10.3389/fpsy.2023.1230807
- 669 59. Storrie CL, Kitissou K, Messina A. The Effects of Severe Childhood Physical and Sexual Abuse  
670 on Adult Socioeconomic Prosperity. *J Child Adolesc Trauma.* 2023;16(1):55-68.  
671 doi:10.1007/s40653-022-00499-6
- 672 60. Ridley M, Rao G, Schilbach F, Patel V. Poverty, depression, and anxiety: Causal evidence and  
673 mechanisms. *Science.* 2020;370(6522). doi:10.1126/science.aay0214
- 674 61. Kendall KM, Van Assche E, Andlauer TFM, et al. The genetic basis of major depression. *Psychol*  
675 *Med.* 2021;51(13):2217-2230. doi:10.1017/s0033291721000441
- 676 62. Kendler KS, Ohlsson H, Sundquist J, Sundquist K, Edwards AC. The Sources of Parent-Child  
677 Transmission of Risk for Suicide Attempt and Deaths by Suicide in Swedish National Samples.  
678 *Am J Psychiatry.* 2020;177(10):928-935. doi:10.1176/appi.ajp.2020.20010017
- 679 63. Coon H, Darlington TM, DiBlasi E, et al. Genome-wide significant regions in 43 Utah high-risk  
680 families implicate multiple genes involved in risk for completed suicide. *Mol Psychiatry.*  
681 2020;25(11):3077-3090. doi:10.1038/s41380-018-0282-3
- 682 64. Fergusson DM, McLeod GF, Horwood LJ. Childhood sexual abuse and adult developmental  
683 outcomes: findings from a 30-year longitudinal study in New Zealand. *Child Abuse Negl.*  
684 2013;37(9):664-674. doi:10.1016/j.chiabu.2013.03.013
- 685 65. Chen LP, Murad MH, Paras ML, et al. Sexual abuse and lifetime diagnosis of psychiatric disorders:  
686 systematic review and meta-analysis. *Mayo Clin Proc.* 2010;85(7):618-629.  
687 doi:10.4065/mcp.2009.0583
- 688 66. Guiney H, Caspi A, Ambler A, et al. Childhood sexual abuse and pervasive problems across  
689 multiple life domains: Findings from a five-decade study. *Dev Psychopathol.* 2022:1-17.  
690 doi:10.1017/s0954579422001146
- 691 67. Schoedl AF, Costa MC, Mari JJ, et al. The clinical correlates of reported childhood sexual abuse:  
692 an association between age at trauma onset and severity of depression and PTSD in adults. *J*  
693 *Child Sex Abus.* 2010;19(2):156-170. doi:10.1080/10538711003615038
- 694 68. Adams J, Mrug S, Knight DC. Characteristics of child physical and sexual abuse as predictors of  
695 psychopathology. *Child Abuse Negl.* 2018;86:167-177. doi:10.1016/j.chiabu.2018.09.019
- 696 69. Sun J-W, Xue J-M, Bai H-Y, Zhang H-H, Lin P-Z, Cao F-L. The association between negative life  
697 events, neuroticism and aggression in early adulthood. *Personality and Individual Differences.*  
698 2016;102:139-144. doi:https://doi.org/10.1016/j.paid.2016.06.066
- 699 70. Li Y, Gu S, Wang Z, et al. Relationship Between Stressful Life Events and Sleep Quality:  
700 Rumination as a Mediator and Resilience as a Moderator. 2019;10. doi:10.3389/fpsy.2019.00348
- 701 71. Wang S, Jing H, Chen L, Li Y. The Influence of Negative Life Events on Suicidal Ideation in  
702 College Students: The Role of Rumination. *Int J Environ Res Public Health.* 2020;17(8).  
703 doi:10.3390/ijerph17082646
- 704 72. Ren Z, Zhang X, Shen Y, et al. Associations of negative life events and coping styles with sleep  
705 quality among Chinese adolescents: a cross-sectional study. *Environ Health Prev Med.*  
706 2021;26(1):85. doi:10.1186/s12199-021-01007-2
- 707 73. Ji L, Chen C, Hou B, et al. A study of negative life events driven depressive symptoms and  
708 academic engagement in Chinese college students. *Sci Rep.* 2021;11(1):17160.  
709 doi:10.1038/s41598-021-96768-9
- 710 74. Supasitthumrong T, Maes M, Tunvirachaisakul C, et al. *Predictors of increased affective symptoms*  
711 *and suicidal ideation during the COVID-19 pandemic: results from a large-scale study of 14,271*  
712 *Thai adults.* 2023.
- 713 75. Scarpina F, Tagini S. The Stroop Color and Word Test. *Front Psychol.* 2017;8:557.  
714 doi:10.3389/fpsyg.2017.00557
- 715 76. Unsworth N. Interference control, working memory capacity, and cognitive abilities: A latent  
716 variable analysis. *Intelligence.* 2010;38(2):255-267. doi:https://doi.org/10.1016/j.intell.2009.12.003
- 717 77. Naglieri JA, Goldstein SJ, Hoef. Using the Comprehensive Executive Function Inventory (CEFI) to  
718 assess executive function: From theory to application. 2013:223-244.

- 719 78. Tjoelker FM, Jeurig HW, Aprahamian I, et al. The impact of a history of child abuse on cognitive  
720 performance: a cross-sectional study in older patients with a depressive, anxiety, or somatic  
721 symptom disorder. *BMC Geriatr.* 2022;22(1):377. doi:10.1186/s12877-022-03068-6
- 722 79. Lund JI, Toombs E, Radford A, Boles K, Mushquash C. Adverse Childhood Experiences and  
723 Executive Function Difficulties in Children: A Systematic Review. *Child Abuse Negl.*  
724 2020;106:104485. doi:10.1016/j.chiabu.2020.104485
- 725 80. Saleh A, Potter GG, McQuoid DR, et al. Effects of early life stress on depression, cognitive  
726 performance and brain morphology. *Psychol Med.* 2017;47(1):171-181.  
727 doi:10.1017/s0033291716002403
- 728 81. Gould F, Clarke J, Heim C, Harvey PD, Majer M, Nemeroff CB. The effects of child abuse and  
729 neglect on cognitive functioning in adulthood. *J Psychiatr Res.* 2012;46(4):500-506.  
730 doi:10.1016/j.jpsychires.2012.01.005
- 731 82. Sheffler JL, Piazza JR, Quinn JM, Sachs-Ericsson NJ, Stanley IH. Adverse childhood experiences  
732 and coping strategies: identifying pathways to resiliency in adulthood. *Anxiety Stress Coping.*  
733 2019;32(5):594-609. doi:10.1080/10615806.2019.1638699
- 734 83. Barrera M, Calderón L, Bell V. The cognitive impact of sexual abuse and PTSD in children: a  
735 neuropsychological study. *J Child Sex Abus.* 2013;22(6):625-638.  
736 doi:10.1080/10538712.2013.811141
- 737 84. Hawkins MAW, Layman HM, Ganson KT, et al. Adverse childhood events and cognitive function  
738 among young adults: Prospective results from the national longitudinal study of adolescent to  
739 adult health. *Child Abuse Negl.* 2021;115:105008. doi:10.1016/j.chiabu.2021.105008
- 740 85. Maes M, Rachayon M, Jirakran K, et al. Adverse Childhood Experiences Predict the Phenome of  
741 Affective Disorders and These Effects Are Mediated by Staging, Neuroimmunotoxic and Growth  
742 Factor Profiles. *Cells.* 2022;11(9). doi:10.3390/cells11091564
- 743 86. Maes M, Congio A, Moraes JB, et al. Early Life Trauma Predicts Affective Phenomenology and  
744 the Effects are Partly Mediated by Staging Coupled with Lowered Lipid-Associated Antioxidant  
745 Defences. *Biomol Concepts.* 2018;9(1):115-130. doi:10.1515/bmc-2018-0010
- 746 87. Horn SR, Leve LD, Levitt P, Fisher PA. Childhood adversity, mental health, and oxidative stress: A  
747 pilot study. *PLoS One.* 2019;14(4):e0215085. doi:10.1371/journal.pone.0215085
- 748 88. Moraes JB, Maes M, Roomruangwong C, et al. In major affective disorders, early life trauma  
749 predict increased nitro-oxidative stress, lipid peroxidation and protein oxidation and recurrence of  
750 major affective disorders, suicidal behaviors and a lowered quality of life. *Metab Brain Dis.*  
751 2018;33(4):1081-1096. doi:10.1007/s11011-018-0209-3
- 752 89. Blaisdell KN, Imhof AM, Fisher PA. Early adversity, child neglect, and stress neurobiology: From  
753 observations of impact to empirical evaluations of mechanisms. *Int J Dev Neurosci.* 2019;78:139-  
754 146. doi:10.1016/j.ijdevneu.2019.06.008
- 755 90. Tinajero R, Williams PG, Cribbet MR, et al. Reported history of childhood trauma and stress-  
756 related vulnerability: Associations with emotion regulation, executive functioning, daily hassles  
757 and pre-sleep arousal. *Stress Health.* 2020;36(4):405-418. doi:10.1002/smi.2938
- 758 91. Chen XY, Lo CKM, Chan KL, Leung WC, Ip P. Association between Childhood Exposure to Family  
759 Violence and Telomere Length: A Meta-Analysis. *Int J Environ Res Public Health.* 2022;19(19).  
760 doi:10.3390/ijerph191912151
- 761 92. Everson TM, Kaczor K, Makoroff K, et al. Epigenetic differences in stress response gene FKBP5  
762 among children with abusive vs accidental injuries. *Pediatr Res.* 2023;94(1):193-199.  
763 doi:10.1038/s41390-022-02441-w
- 764 93. Michael M, Ketsupar J, Asara V, Patchaya B-A, Chavit T. Towards a major methodological shift in  
765 depression research by assessing continuous scores of recurrence of illness, lifetime and current  
766 suicidal behaviors and phenome features: focus on atherogenicity and adverse childhood  
767 experiences. *medRxiv.* 2023:2023.2002.2026.23286462. doi:10.1101/2023.02.26.23286462
- 768 94. Walsh ND, Dalglish T, Lombardo MV, et al. General and specific effects of early-life psychosocial  
769 adversities on adolescent grey matter volume. *Neuroimage Clin.* 2014;4:308-318.  
770 doi:10.1016/j.nicl.2014.01.001
- 771 95. Oshri A, Gray JC, Owens MM, et al. Adverse Childhood Experiences and Amygdalar Reduction:  
772 High-Resolution Segmentation Reveals Associations With Subnuclei and Psychiatric Outcomes.  
773 *Child Maltreat.* 2019;24(4):400-410. doi:10.1177/1077559519839491



- 774 96. Koyama Y, Fujiwara T, Murayama H, Machida M, Inoue S, Shobugawa Y. Association between  
775 adverse childhood experiences and brain volumes among Japanese community-dwelling older  
776 people: Findings from the NEIGE study. *Child Abuse Negl.* 2022;124:105456.  
777 doi:10.1016/j.chiabu.2021.105456
- 778 97. Lo Iacono L, Trentini C, Carola V. Psychobiological Consequences of Childhood Sexual Abuse:  
779 Current Knowledge and Clinical Implications. *Front Neurosci.* 2021;15:771511.  
780 doi:10.3389/fnins.2021.771511
- 781 98. Blanco L, Nydegger LA, Camarillo G, Trinidad DR, Schramm E, Ames SL. Neurological changes  
782 in brain structure and functions among individuals with a history of childhood sexual abuse: A  
783 review. *Neurosci Biobehav Rev.* 2015;57:63-69. doi:10.1016/j.neubiorev.2015.07.013
- 784 99. van West D, Maes M. Activation of the inflammatory response system: A new look at the  
785 etiopathogenesis of major depression. *Neuro Endocrinol Lett.* 1999;20(1-2):11-17.
- 786 100. Maes M, Van Bockstaele DR, Gastel A, et al. The effects of psychological stress on leukocyte  
787 subset distribution in humans: evidence of immune activation. *Neuropsychobiology.* 1999;39(1):1-  
788 9. doi:10.1159/000026552
- 789 101. Maes M, Galecki P, Chang YS, Berk M. A review on the oxidative and nitrosative stress (O&NS)  
790 pathways in major depression and their possible contribution to the (neuro)degenerative  
791 processes in that illness. *Prog Neuropsychopharmacol Biol Psychiatry.* 2011;35(3):676-692.  
792 doi:10.1016/j.pnpbp.2010.05.004
- 793 102. Chubar V, Vaessen T, Noortgate WVD, et al. Mild daily stress, in interaction with NR3C1 DNA  
794 methylation levels, is linked to alterations in the HPA axis and ANS response to acute stress in  
795 early adolescents. *Psychoneuroendocrinology.* 2023;150:106045.  
796 doi:10.1016/j.psyneuen.2023.106045
- 797 103. Reuben A, Moffitt TE, Caspi A, et al. Lest we forget: comparing retrospective and prospective  
798 assessments of adverse childhood experiences in the prediction of adult health. *J Child Psychol*  
799 *Psychiatry.* 2016;57(10):1103-1112. doi:10.1111/jcpp.12621
- 800

**Table 1** Results of principal component (PC) analyses and construction of adverse childhood experiences (ACEs) and negative life event (NLE) principal components (PCs)

PC ACEs		PC-NLE relationship		PC-NLE academic		PC Current phenome		PC Stroop	
Variables	Loading	Variables	Loading	Variables	Loading	Variables	Loading	Variables	Loading
Emotional abuse	0.772	Hassles with friend	0.695	Hassles in academic course	0.801	HAM-D	0.895	Stroop word	0.763
Physical abuse	0.743	Hassles with parents	0.722	Hassles with limitation in academic ability	0.858	BDI-II	0.916	Stroop color	0.898
Emotional neglect	0.807	Hassles with other students	0.753	Hassles in course interest	0.748	STAI	0.781	Stroop word-color	0.756
Physical neglect	0.712	Hassles with relatives	0.750			ISI	0.736		
						SB	0.726		
						Brooding	0.894		
						Neuroticism	0.921		
KMO = 0.668		KMO = 0.714		KMO = 0.648		KMO = 0.895		KMO = 0.565	
X <sup>2</sup> = 129.585 df = 6, p <0.001		X <sup>2</sup> = 81.205 df = 6, p <0.001		X <sup>2</sup> = 75.079 df = 3, p <0.001		X <sup>2</sup> = 680.261 df = 21, p <0.001		X <sup>2</sup> = 115.652 df = 3, p <0.001	
VE = 57.655%		VE = 53.325%		VE = 64.618%		VE = 70.942%		VE = 68.502%	

KMO: The Kaiser-Meyer-Olkin Test; VE: Variance explained; X<sup>2</sup>: Bartlett's test of sphericity. NLEs: negative life events; PC-NLE: principal component of negative life events subcategories (see electronic supplementary file, table1)

NLE\_course: Course, i.e., number of homework/reports/other burdens from your study, the deadline for submitting homework/reports, time pressures, difficulties completing assignments/essays; NLE\_academic limit: Academic limit, i.e., not getting the results you expected, your academic ability not as good as you believe, some subjects are difficult to understand; NLE\_course interest Course interest, i.e., This course is not relevant to your future career, your course is boring.

**Table 2** Demographic and clinical data of patients with major depression (MDD) with high versus low adverse childhood experiences (ACEs), and healthy controls (HC)

Variables	HC (n=44)	Low ACEs MDD (n=37)	High ACEs MDD (n=37)	F/ $\chi^2$ /FET	df	p
Age (years)	23.48 (3.18)	22.79 (3.45)	21.89 (2.42)	2.71	2/115	0.071
Sex (Male/Female)	7/37	5/32	7/30	0.40	2	0.818
Education (years)	16.57 (1.48)	16.35 (2.87)	15.19 (2.20)	4.33	2/115	0.015
BMI (kg/m <sup>2</sup> )	22.33 (3.57)	21.65 (4.42)	22.81 (5.64)	0.60	2/115	0.550
Relationship status (single/relationship)	27/17	17/20	13/24	5.66	2	0.064
Current smoking (yes/no)	1/43	4/33	2/35	FET	-	0.293
Lifetime Covid-19 history (yes/no)	14/30	7/30	9/28	1.80	2	0.401
Duration of depression (months)	-	23.24 (20.02)	25.41 (24.65)	0.17	1/72	0.680
<b>Psychiatric history in family</b>						
Depression (yes/no)	-	5/32	7/30	0.40	1	0.754
Bipolar disorder (yes/no)	-	0/37	1/36	FET	-	1.000
Anxiety disorder (yes/no)	-	1/36	2/35	FET	-	1.000
Psychosis (yes/no)	-	0/37	1/36	FET	-	1.000
Suicide (yes/no)	-	3/34	4/33	FET	-	1.000

Results are shown as mean (S.D.); F: results of analysis of variance;  $\chi^2$ : analysis of contingency tables; <sup>a</sup>, <sup>b</sup>, <sup>c</sup> pairwise comparisons using LSD (p<0.05), i.e. <sup>a</sup> means significant different from HC, <sup>b</sup> means significant different from Depression-low ACEs, <sup>c</sup> means significant different from Depression-high ACEs.; FET: Fisher-exact probability test.

**Table 3** Clinical Features of patients with major depression (MDD) with high versus low adverse childhood experiences (ACEs) and healthy controls (HC)

Variables	HC (n=44)	Low ACEs MDD (n=37)	High ACEs MDD (n=37)	F	df	p
<b>Symptoms</b>						
HAM-D	2.39 (1.96) <sup>b,c</sup>	15.16 (6.34) <sup>a,c</sup>	17.73 (6.49) <sup>a,b</sup>	102.42	2/115	<0.001
BDI-II	6.77 (6.49) <sup>b,c</sup>	24.08 (13.52) <sup>a,c</sup>	29.57 (10.87) <sup>a,b</sup>	53.00	2/115	<0.001
STAI	46.59 (14.14) <sup>b,c</sup>	60.00 (8.04) <sup>a</sup>	60.73 (8.84) <sup>a</sup>	21.96	2/115	<0.001
ISI	5.59 (4.30) <sup>b,c</sup>	13.14 (6.69) <sup>a</sup>	13.00 (6.25) <sup>a</sup>	23.25	2/115	<0.001
Brooding	-0.89 (0.80) <sup>b,c</sup>	0.45 (0.71) <sup>a</sup>	0.61 (0.66) <sup>a</sup>	52.39	2/115	<0.001
Neuroticism	17.02 (5.29) <sup>b,c</sup>	29.35 (5.02) <sup>a</sup>	31.00 (6.31) <sup>a</sup>	78.28	2/115	<0.001
Current phenome	-1.01 (0.52) <sup>b,c</sup>	0.48 (0.67) <sup>a</sup>	0.74 (0.66) <sup>a</sup>	97.40	2/114	<0.001
<b>Suicidal behaviours (SB)</b>						
PC lifetime SB	-0.94 (0.32) <sup>b,c</sup>	0.44 (0.82) <sup>a</sup>	0.68 (0.85) <sup>a</sup>	66.17	2/115	<0.001
PC current SB	-0.67 (0.00) <sup>b,c</sup>	0.11 (0.94) <sup>a,c</sup>	0.69 (1.15) <sup>a,b</sup>	KWT	-	<0.001
PC total SB	-0.93 (0.20) <sup>b,c</sup>	0.33 (0.74) <sup>a,c</sup>	0.78 (0.93) <sup>a,b</sup>	71.17	2/115	<0.001
<b>ACEs subdomains</b>						
PC-ACE abuse	-0.39 (0.63) <sup>c</sup>	-0.42 (0.35) <sup>c</sup>	0.88 (1.22) <sup>a,b</sup>	31.80	2/115	<0.001
PC-ACE neglect	-0.56 (0.83) <sup>c</sup>	-0.34 (0.52) <sup>c</sup>	1.01 (0.79) <sup>a,b</sup>	52.07	2/115	<0.001
PC-ACE sexual abuse	-0.27 (0.64)	0.09 (1.14)	0.23 (1.15)	2.89	2/115	0.060
PC-ACE family	-0.35 (0.64) <sup>c</sup>	-0.16 (0.98) <sup>c</sup>	0.57 (1.14) <sup>a,b</sup>	10.78	2/115	<0.001
PC ACEs	-0.53 (0.72) <sup>c</sup>	-0.48 (0.38) <sup>c</sup>	1.11 (0.80) <sup>a,b</sup>	74.99	2/115	<0.001
<b>NLEs subdomains</b>						
PC-NLE self	-0.62 (0.77) <sup>b,c</sup>	0.35 (0.90) <sup>a</sup>	0.39 (0.99) <sup>a</sup>	17.50	2/115	<0.001
PC-NLE relationship	-0.47 (0.81) <sup>b,c</sup>	0.07 (0.90) <sup>a,c</sup>	0.49 (1.07) <sup>a,b</sup>	11.12	2/115	<0.001
PC-NLE academic	-0.56 (0.88) <sup>b,c</sup>	0.36 (0.88) <sup>a</sup>	0.30 (0.97) <sup>a</sup>	13.41	2/115	<0.001
Total NLE scores	42.20 (28.11) <sup>b,c</sup>	73.86 (26.90) <sup>a</sup>	82.51 (26.65) <sup>a</sup>	24.93	2/115	<0.001
<b>Cognition*</b>						
Stroop word	96.78 (2.64) <sup>c</sup>	89.94 (2.89)	83.03 (2.92) <sup>a</sup>	5.97	2/111	0.003
Stroop color	72.86 (1.78) <sup>b,c</sup>	66.63 (1.94) <sup>a</sup>	66.10 (1.96) <sup>a</sup>	4.13	2/111	0.019
Stroop word-color	44.70 (1.35) <sup>b,c</sup>	40.50 (1.48) <sup>a</sup>	38.84 (1.49) <sup>a</sup>	4.58	2/111	0.012
PC Stroop	0.42 (0.14) <sup>b,c</sup>	-0.13 (0.16) <sup>a</sup>	-0.36 (0.16) <sup>a</sup>	7.01	2/111	0.001

Results are shown as mean (S.D.); F: results of analysis of variance; \* except the cognitive tests: results of analysis of variance with age, sex, smoking, and years of education as covariates (expressed as mean and SE). <sup>a, b, c</sup> pairwise comparisons using LSD (p<0.05), i.e. <sup>a</sup> means significant different from HC, <sup>b</sup> means significant different from Depression-low brooding, <sup>c</sup> means significant different from Depression-high brooding.; PC: principal component; HAM-D: Hamilton Depression Rating Scale; BDI: The Beck Depression

Inventory; STAI: State Trait Anxiety Inventory; ISI: The Insomnia Severity Index; ACEs: adverse childhood experiences; NLEs: negative life event; SB: suicidal behaviours; KWT: Kruskal–Wallis Test; PC-ACE: principal component of adverse childhood experiences subcategories; PC-NLE: principal component of negative life events subcategories.

**Table 4** Correlation matrix between adverse childhood experiences (ACEs) and negative life events (NLEs) and other clinical features of depression.

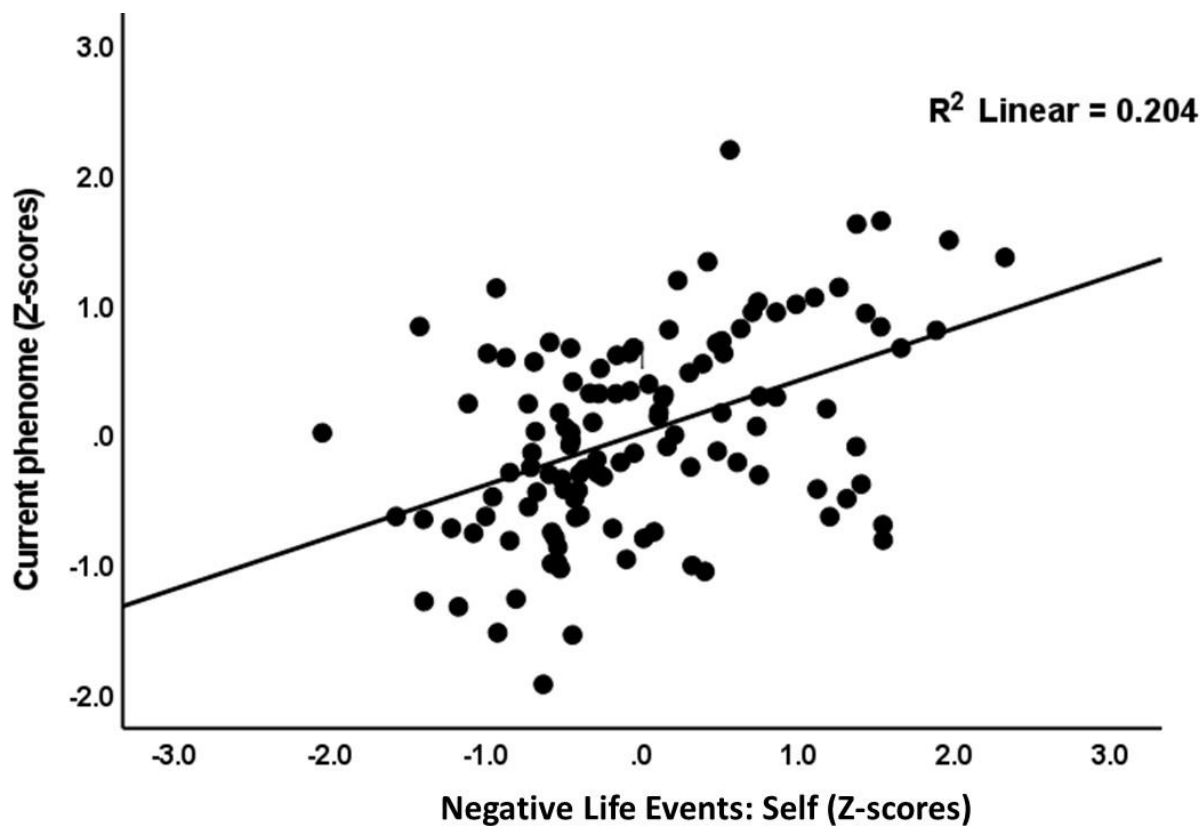
Variables	PC ACEs	PC-ACE sexual abuse	PC-ACE family	NLEs
PC-ACEs sexual abuse	0.285**	-	-	-
PC-ACEs family	0.387***	0.152	-	-
NLEs	0.440***	0.353***	0.343***	-
HAM-D	0.424***	0.058	0.301***	0.592***
BDI-II	0.436***	0.031	0.326***	0.628***
STAI	0.251**	0.118	0.211*	0.554***
ISI	0.300***	0.195*	0.272**	0.491***
Brooding	0.355***	0.133	0.232*	0.599***
Neuroticism	0.376***	0.103	0.200*	0.550***
PC current phenome	0.438***	0.111	0.280**	0.646***
PC lifetime SB	0.462***	0.233*	0.324***	0.533***
PC current SB	0.358***	-0.023	0.293**	0.485***
PC total SB	0.473***	0.127	0.344***	0.553***
PC Stroop	-0.248**	-0.323***	-0.084	-0.219*

Results of Spearman's rank-order correlation calculations; \*p<0.05; \*\*p<0.01; \*\*\*p<0.001; 'PC ACEs' reflects the emotional abuse, physical abuse, emotional neglect, and physical neglect subcategories of ACEs; 'PC-ACE sexual abuse' reflects sexual abuse subcategories of ACEs (see electronic supplementary file, Table1); 'PC-ACE family' reflects family dysfunction, including domestic violence, mental illness in the household, and parental divorce subcategories of ACEs (see electronic supplementary file, Table1); NLEs reflects the total scores of negative events scale (NES); HAM-D: Hamilton Depression Rating Scale; BDI: The Beck Depression Inventory; STAI: State Trait Anxiety Assessment; ISI: The Insomnia Severity Index; SB: suicidal behaviours;

**Table 5.** Results of multiple regression analyses with current phenome, suicidal behaviors and neurocognition as dependent variables and adverse childhood experiences (ACEs) and negative life events (NLEs) as input variables.

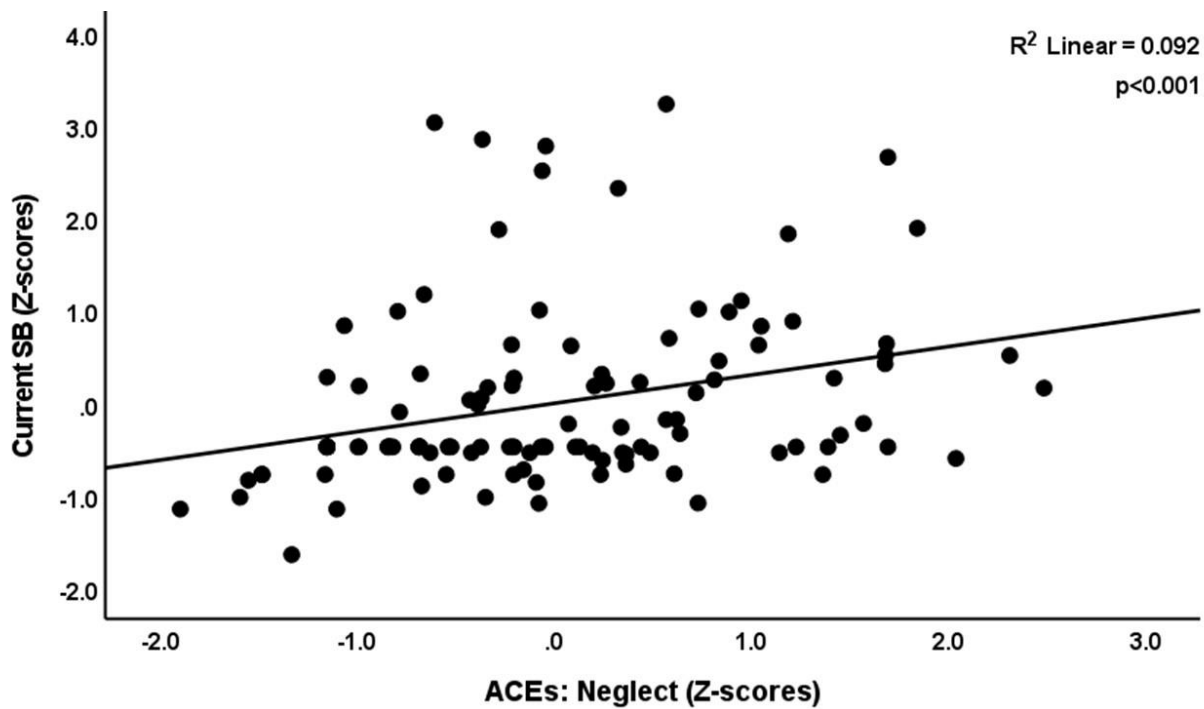
Dependent variables	Explanatory variables	Parameter estimates + statistics			Model statistics + effect size			
		$\beta$	t	p	F model	df	p	R <sup>2</sup>
<b>#1 PC Current phenome</b>	<b>Model</b>				43.195	3/113	<0.001	0.534
	PC-NLE self	0.403	5.381	<0.001				
	PC-NLE academic	0.346	4.643	<0.001				
	PC-ACE abuse	0.267	4.130	<0.001				
<b>#2 PC Current SB</b>	<b>Model</b>				11.784	2/115	<0.001	0.170
	PC-ACE neglect	0.307	3.421	<0.001				
	PC-ACE family	0.193	2.151	0.034				
<b>#3 PC Current SB</b>	<b>Model</b>				21.226	1/116	<0.001	0.155
	PC-NLEs relationship	0.393	4.607	<0.001				
<b>#4 PC Stroop</b>	<b>Model</b>				8.628	3/114	<0.001	0.185
	PC-ACE sexual abuse	0.279	3.218	0.002				
	PC-ACE neglect	0.224	2.583	0.011				
	Current smoking	0.193	2.280	0.024				

'PC-ACEs abuse' reflects the emotional abuse and physical abuse subcategories of ACEs; 'PC-ACEs neglect' reflects the emotional neglect and physical neglect subcategories of ACEs; 'PC-ACEs sexual abuse' reflects sexual abuse subcategories of ACEs; 'PC-ACEs family' reflects household dysfunction, including domestic violence, mental illness in the household, and parental divorce subcategories of ACEs; SB: suicidal behaviours; PC-ACE: principal component of adverse childhood experiences subcategories; PC-NLE: principal component of negative life events subcategories.

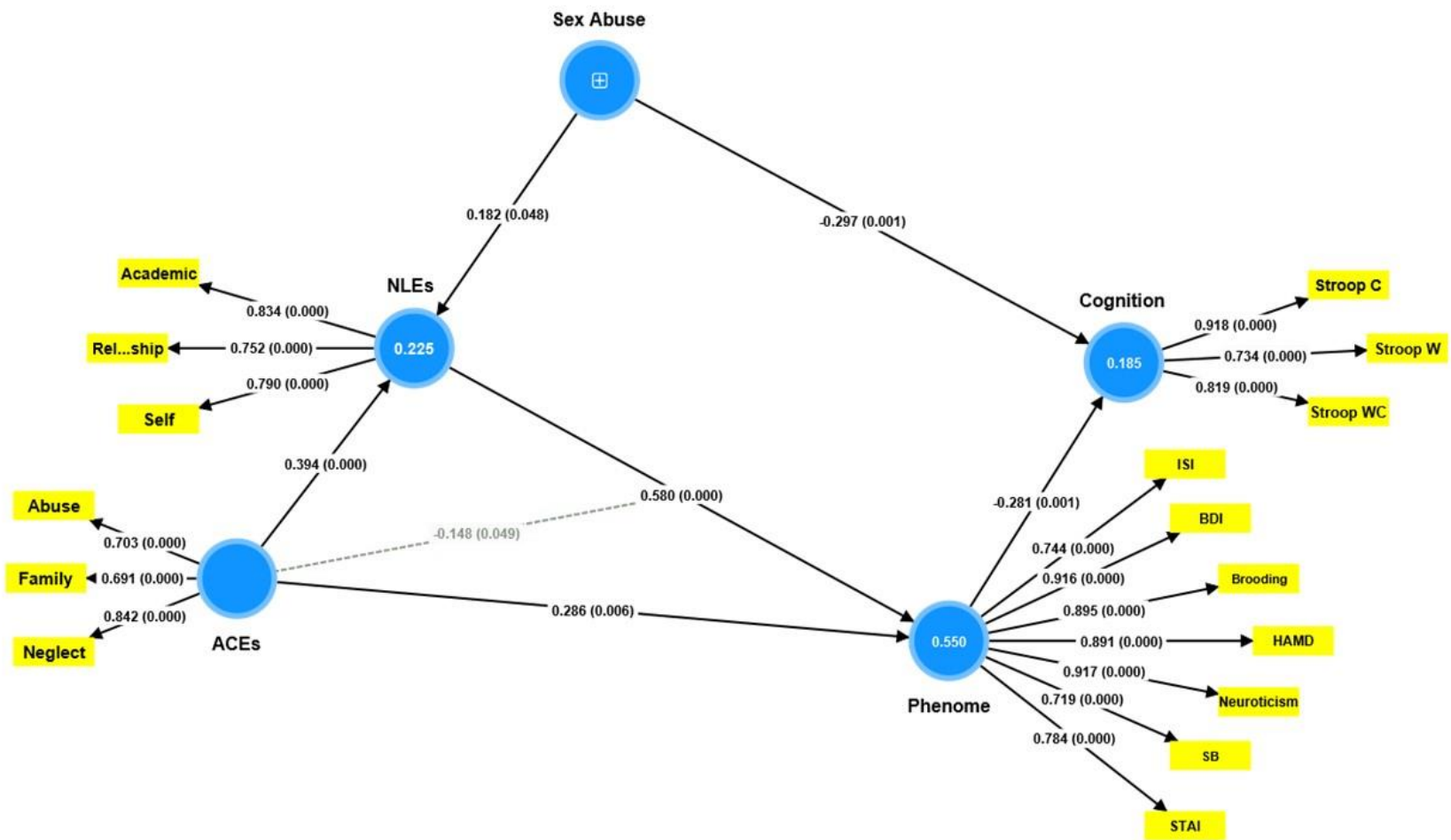


**Figure 1** Partial regression of the current phenome score on principal component of negative life events in self-subcategories (after controlling for the effects of age, sex, number of education years, and current smoking).





**Figure 2** Partial regression of current suicide behaviors (SB) on principal component of adverse childhood experiences in neglect-subcategories (after controlling for the effects of age, sex, number of education years, and current smoking).



**Figure 3** Results of PLS analysis. The significant pathways are presented, including the path coefficients (along with their exact p values) of the inner model and the loadings (with p values) of the outer model. One factor was extracted from the subcategories in adverse childhood experiences (ACEs), such as abuse, neglect, and family dysfunction. Sexual abuse was included as a single indicator (denoted as +). Negative life events (NLEs), the depression phenome, and cognition were entered as latent vectors extracted from their manifestations. Figures in blue circles indicate explained variances. Shown are path coefficients (with p values) and factor loadings (with p values). 'Abuse' reflects the emotional and physical abuse subcategories of ACEs; 'Neglect' reflects the emotional and physical neglect subcategories of ACEs; 'Family' reflects household dysfunction, including domestic violence, mental illness in the household, and parental divorce subcategories of ACEs; 'Self' reflects NLEs self-subcategories, such as hassles in health issues and insufficient money; 'Academic' reflects NLEs academic-subcategories, such as hassles in academic course, course interest, and limitation in academic ability; 'Relationship' reflects NLEs relationship-subcategories, such as hassles with friends, parents, relatives, and other students; HAM-D: Hamilton Depression Rating Scale; BDI-II: The Beck Depression Inventory; STAI: State Trait Anxiety Assessment; ISI: The Insomnia Severity Index; SB: suicidal behaviors. Stroop W: Stroop word; Stroop C: Stroop color; Stroop WC: Stroop word-color.

## Electronic Supplementary File (ESF)

**In major depression, complex intersections between adverse childhood experiences and negative life events impact neuroticism, brooding, suicidal tendencies, insomnia, and cognitive interference.**

Asara Vasupanrajit<sup>1,2\*</sup>, Michael Maes<sup>1-9\*</sup>, Ketsupar Jirakran<sup>1,2,10</sup>, Chavit Tunvirachaisakul<sup>1,2,5</sup>

\* Joint first authorship.

<sup>1</sup>Department of Psychiatry, Faculty of Medicine, Chulalongkorn University, Bangkok, Thailand; <sup>2</sup>Ph.D. Program in Mental Health, Department of Psychiatry, Faculty of Medicine, Chulalongkorn University, Bangkok, Thailand; <sup>3</sup>Sichuan Provincial Center for Mental Health, Sichuan Provincial People's Hospital, School of Medicine, University of Electronic Science and Technology of China, Chengdu, China; <sup>4</sup>Key Laboratory of Psychosomatic Medicine, Chinese Academy of Medical Sciences, Chengdu, China; <sup>5</sup>Cognitive Impairment and Dementia Research Unit, Faculty of Medicine, Chulalongkorn University, Bangkok, Thailand; <sup>6</sup>Cognitive Fitness and Biopsychological Technology Research Unit, Faculty of Medicine Chulalongkorn University, Bangkok, Thailand; <sup>7</sup>Department of Psychiatry, Medical University of Plovdiv, Plovdiv, Bulgaria; <sup>8</sup>Research Institute, Medical University of Plovdiv, Plovdiv, Bulgaria; <sup>9</sup>Kyung Hee University, Seoul, Republic of Korea; <sup>10</sup>Center of Excellence for Maximizing Children's Developmental Potential, Department of Pediatric, Faculty of Medicine, Chulalongkorn University, Bangkok, Thailand

**ESF, Table 1** Description of childhood adversities from The Adverse Childhood Experiences (ACEs)

Questionnaire and negative life events (NLEs) from The Negative Event Scale (NES).

PC labeled	Items	Description
<b>ACEs items that were included in the validated single principal component (PC) score.</b>		
PC-ACE abuse	1	You have been reviled, insulted, and despised.
	2	You have encountered some behaviors that make you afraid of getting hurt.
	3	You have been violently pushed, grabbed, slapped, yanked, or hurled
	4	You have been hit so violently that you left a mark or were injured.
PC-ACE sexual abuse	5	You have been sexually touched or fondled on your body.
	6	You have experienced someone letting you touch their bodies in a sexual way
	7	You have experienced someone trying to have sex with you in different ways (oral, anal, vagina).
PC-ACE neglect	9	Certain family members make you feel important and special.
	10	You feel that you are beloved.
	11	Your family members care about and love each other.
	12	Your family members have deep connections.
	13	Your family can be your strength and support.
	15	You are aware that you have been shielded and take precautions.
PC-ACE family	19	Your mother or stepmother have been violently pushed, grabbed, slapped, yanked, or hurled.
	20	Your mother or stepmother have been kicked, bit, or punched with fists or solid objects.
	21	Your mother or stepmother have been repeatedly beaten, even after a few minutes.
	22	Your mother or stepmother have been threatened or wounded with a knife or a gun.
	25	You have family members who have depression or mental disorders.
	26	You have family members who have attempted or completed suicide.
	27	Your parents have separated or divorced.
<b>ACEs items that were unable to include in the validated single PC score.</b>		
	8	You have been forced to have sex in different ways (for example, oral sex, anal sex, and vagina sex).
	14	You eat an insufficient diet.
	16	Your parents are alcohol and drug addicted, so they cannot take care of the family
	17	You need to wear dirty clothes.
	18	When you need to see a therapist, someone will bring you

	23	You live with someone who is a heavy drinker or an alcoholic, which causes troubles.
	24	You live with someone who is on drugs.
	28	Your family members have been in prison.
<b>NES items that were included in the validated single PC score.</b>		
<b>“How much of a hassle was this negative life event that you experienced in the last month?”</b>		
PC-NLE self	10-13	Money, i.e., insufficient money for basics (e.g., food, clothes, shelter, health care, etc.), insufficient money for education, insufficient money for emergencies, insufficient money for extras (e.g., entertainment, recreation, vacations, etc.).
	34-37	Health problems, i.e., your health, your physical abilities, your medical care, getting sick (e.g., flu, colds).
PC-NLE relationship	1-4	Hassel with friend/s, i.e., negative comments from friend/s, negative conversation with friend/s, conflict with a friend/s, disagreement (including arguments) with a friend/s.
	22-25	Hassel with parent/s, i.e., negative communication with your parent/s, conflict with your parent/s, disagreement (including arguments) with your parent/s, negative comments from your parent/s.
	26-29	Hassel with other student/s, i.e., negative communication with other student/s, conflict with other student/s, disagreement (including arguments) with other student/s, doing things with other student/s.
	30-33	Hassel with relative/s, i.e., conflict with relative/s, disagreement (including arguments) with relative/s, negative comments from relative/s, doing things with relative/s.
PC-NLE academic	14-17	Hassel in academic course, i.e., number of homework/reports/other burdens from your study, the deadline for submitting homework/reports, time pressures, difficulties completing assignments/essays.
	38-40	Hassel with limitation in academic ability, i.e., not getting the results you expected, your academic ability not as good as you believe, some subjects are difficult to understand.
	41-42	Hassles in course interest, i.e., This course is not relevant to your future career, your course is boring.
<b>NES items that were unable to include in the validated single PC score.</b>		
	5-9	Hassel with partner (boyfriends/girlfriends), i.e., negative communication with your partner, conflict with your partner, disagreement (including arguments) with your partner, rejection by your partner, your partner let you down.
	18-21	Hassel with teachers/lecturers, i.e., negative communication with teachers/lecturers, negative comments from teachers/lecturers, conflict with teachers/lecturers, disagreement (including arguments) with teachers/lecturers.

**This table is adapted from:**

Felitti VJ, Anda RF, Nordenberg D, et al. Relationship of childhood abuse and household dysfunction to many of the leading causes of death in adults. The Adverse Childhood Experiences (ACE) Study. *Am J Prev Med.* 1998;14(4):245-258. doi:10.1016/s0749-3797(98)00017-8

Maybery D. Incorporating interpersonal events within hassle measurement. *Stress and Health.* 2003;19(2):97-110.

Jirakran K, Vasupanrajit A, Tunvirachaisakul C, Maes M. The effects of adverse childhood experiences on depression and suicidal behaviors are partially mediated by neuroticism: A subclinical manifestation of major depression. *Front Psychiatry.* 2023;14:1158036. doi:10.3389/fpsyt.2023.1158036

**ESF, Table 2** Principal components (PCs) analysis of suicide based on the items of The Columbia–Suicide Severity Rating Scale (C-SSRS) and brooding based on the items of the Ruminative Response Scale (RRS) rating scale.

PC labeled	Items	Description	Loading
Brooding KMO = 0.933 $X^2 = 1357.987$ (df=120), p<0.001*** VE = 58.01%	RRS1	Think: how lonely you are.	0.791
	RRS2	Think: "I won't be able to do my job if I don't snap out of this"	0.754
	RRS3	Think: how exhausted and weak you feel.	0.842
	RRS4	Think: how difficult it is to focus.	0.793
	RRS5	Think: "What have I done to deserve this?"	0.722
	RRS6	Think: how helpless and unmotivated you feel.	0.771
	RRS9	Think: "Why can't I get started?"	0.762
	RRS10	Think: "Why do I always react like this?"	0.567
	RRS13	Think: about recent circumstance in which you wish things had gone differently.	0.611
	RRS14	Think: "If I keep feeling like this, I won't be able to concentrate."	0.720
	RRS15	Think: "Why do I have problems that others do not?"	0.731
	RRS16	Think: "How come I can't handle things better?"	0.811
	RRS17	Think: how depressed you are.	0.854
	RRS18	Think: about all your weaknesses, foibles, faults, and errors.	0.846
	RRS19	Think: how you don't feel like undertaking anything.	0.815
RRS22	Think: how furious you are with yourself.	0.733	
Lifetime SI KMO = 0.892 $X^2 = 1202.750$ (df=45), p<0.001*** VE=68.783%	SI_LT1	CSSR Lifetime wish to be death	0.869
	SI_LT2	CSSR Lifetime non-specific active suicidal thought	0.880
	SI_LT3	CSSR Lifetime suicidal thoughts with methods	0.873
	SI_LT4	CSSR Lifetime suicidal intent	0.801
	SI_LT5	CSSR Lifetime suicidal intent with plan	0.702
	SI_LT6	CSSR Lifetime frequency of suicide ideation	0.855
	SI_LT7	CSSR Lifetime duration of suicide ideation	0.871
	SI_LT8	CSSR Lifetime ability to control suicide ideation	0.840
	SI_LT9	CSSR Lifetime deterrent to suicide	0.787
	SI_LT10	CSSR Lifetime reason of suicidal ideation	0.799
Current SI KMO = 0.867 $X^2 = 1297.079$ (df=45),	SI_C1	CSSR Current wish to be death (1 month)	0.896
	SI_C2	CSSR Current non-specific active suicidal thought (1 month)	0.836
	SI_C3	CSSR Current suicidal thoughts with methods (1 month)	0.832



p<0.001*** VE=66.232%	SI_C4	CSSR Current suicidal intent (1 month)	0.690
	SI_C5	CSSR Current suicidal intent with plan (1 month)	0.564
	SI_C6	CSSR Current frequency of suicide ideation (1 month)	0.886
	SI_C7	CSSR Current duration of suicide ideation (1 month)	0.869
	SI_C8	CSSR Current ability to control suicide ideation (1 month)	0.848
	SI_C9	CSSR Current deterrent to suicide (1 month)	0.792
	SI_C10	CSSR Current reason of suicidal ideation (1 month)	0.866
Lifetime SA KMO = 0.821 X <sup>2</sup> = 679.114 (df=10), p<0.001*** VE=77.791%	SA_LT1	CSSR Lifetime suicidal behavior actual attempt	0.917
	SA_LT4	CSSR Lifetime interrupted attempt	0.793
	SA_LT6	CSSR Lifetime self-interrupted attempt	0.776
	SA_LT8	CSSR Lifetime preparatory acts	0.952
	SA_LT9	CSSR Lifetime suicidal acts	0.954
Current SA KMO = 0.714 X <sup>2</sup> = 617.758 (df=10), p<0.001*** VE=69.984%	SA_C1	CSSR Current suicidal behavior actual attempt (1 month)	0.902
	SA_C2	CSSR Current total number of suicidal behavior actual attempt (1 month)	0.893
	SA_C6	CSSR Current self-interrupted attempt (1 month)	0.592
	SA_C8	CSSR Current preparatory acts (1 month)	0.867
	SA_C9	CSSR Current suicidal acts (1 month)	0.886

SI: suicide ideation; SA: suicide attempt; KMO: The Kaiser-Meyer-Olkin Test; VE: Variance explained; X<sup>2</sup>:

Bartlett's test of sphericity.

We extracted the principal component of "brooding" from RRS item 1, 2, 3, 4, 5, 6, 9, 10, 13, 14, 15, 16, 17, 18, 19, and 22 (KMO=0.933, Bartlett's  $\chi^2=1357.987$ , df=120, p<0.001, explained variance=58.01%, all loading $\geq$ 0.6). The "lifetime SI" from SI\_LT item 1, 2, 3, 4, 5, 6, 7, 8, 9, and 10 (KMO=0.892, Bartlett's  $\chi^2=1202.750$ , df=45, p<0.001, explained variance=68.783%, all loading $\geq$ 0.7). The "current SI" was computed from SI\_C item 1, 2, 3, 4, 5, 6, 7, 8, 9, and 10 (KMO=0.867, Bartlett's  $\chi^2=1297.079$ , df=45, p<0.001, explained variance=66.232%, all loading $\geq$ 0.6). The "lifetime SA" was computed from SA\_LT item 1, 4, 6, 8, and 9 (KMO=0.821, Bartlett's  $\chi^2=679.114$ , df=10, p<0.001, explained variance=77.791%, all loading $\geq$ 0.8). The "current SA" was computed from SA\_C item 1, 2, 6, 8, and 9 (KMO=0.714, Bartlett's  $\chi^2=617.758$ , df=10, p<0.001, explained variance=69.987%, all loading $\geq$ 0.6). The lifetime SB was conceptualized by lifetime SI and SA. The current SB was conceptualized by current SI and SA. The "all SB" was conceptualized by lifetime SB and current SB.

**This table applied from:**

Vasupanrajit A, Maes M, Jirakran K, Tunvirachaisakul C. Brooding and neuroticism are strongly interrelated manifestations of the phenome of depression. 2023;14. doi:10.3389/fpsy.2023.1249839