

## HIGH-RESOLUTION ANOSCOPY ATTENDANCE

### 1           **The influence of home versus clinic anal human papillomavirus sampling on high-** 2           **resolution anoscopy uptake in the Prevent Anal Cancer Self-Swab Study**

3  
4           Jenna Nitkowski, PhD<sup>\*1</sup>; Timothy J. Ridolfi, MD<sup>2</sup>; Sarah J. Lundeen, RN<sup>2</sup>; Anna R. Giuliano,  
5           PhD<sup>3</sup>; Elizabeth Chiao, MD, MPH<sup>4</sup>; Maria E. Fernandez, PhD<sup>5</sup>; Vanessa Schick, PhD<sup>6</sup>; Jennifer  
6           S. Smith, PhD<sup>7</sup>; Bridgett Brzezinski, MA<sup>1</sup>; and Alan G. Nyitray, PhD<sup>1,8</sup>

7           <sup>1</sup> Center for AIDS Intervention Research (CAIR), Department of Psychiatry & Behavioral  
8           Medicine, Medical College of Wisconsin, Milwaukee, Wisconsin, USA

9           <sup>2</sup> Department of Surgery, Medical College of Wisconsin, Milwaukee, Wisconsin, USA

10           <sup>3</sup> Center for Immunization and Infection Research in Cancer, Moffitt Cancer Center and  
11           Research Institute, Tampa, Florida, USA

12           <sup>4</sup> MD Anderson Cancer Center, The University of Texas, Houston, Texas, USA

13           <sup>5</sup> Department of Health Promotion and Behavioral Sciences, The University of Texas Health  
14           Science Center at Houston School of Public Health, Houston, Texas, USA

15           <sup>6</sup> Department of Management, Policy and Community Health, The University of Texas Health  
16           Science Center at Houston School of Public Health, Houston, Texas, USA

17           <sup>7</sup> Gillings School of Global Public Health, University of North Carolina at Chapel Hill, Chapel Hill,  
18           North Carolina, USA

19           <sup>8</sup> Clinical Cancer Center, Medical College of Wisconsin, Milwaukee, Wisconsin, USA

20  
21           \*Corresponding author

22           Jenna Nitkowski, PhD

23           Center for AIDS Intervention Research

24           Department of Psychiatry & Behavioral Medicine

25           Medical College of Wisconsin

26           2071 North Summit Avenue

27           Milwaukee, Wisconsin 53202 USA

28           (414) 955-7742

29           jnitkowski@mcw.edu

30           ORCID: 0000-0001-5651-8501

31

### 32           **Acknowledgements**

33           Thank you to the study participants, the PAC community advisory board, and the

34           PAC Study Team (Cameron Liebert, Christopher Ajala, Madison Humphry, Esmeralda

35           Lezama-Ruiz, Maritza Pallo, and Lisa Rein). Thanks to the clinicians who participated in

36           this study: Mary Kay Schuknecht, Kathryn Kerhin, Nickie Gerboth, Dave Wenten, Annie

37           Lakatos, Andrew Petroll, Brian Hilgeman, Leslie Cockerham, Sol del Mar Aldrete

38           Audiffred, Winsome Pantan, Christine Hogan, and Janaki Shah.

39

40

## HIGH-RESOLUTION ANOSCOPY ATTENDANCE

### 41 **Abstract**

42 **Background.** Anal cancer disproportionately affects men who have sex with men (MSM) living  
43 with HIV. High-resolution anoscopy (HRA) is an in-clinic procedure to detect precancerous anal  
44 lesions and cancer, yet prospective data on factors associated with HRA attendance are  
45 lacking. We examined whether anal HPV sampling at home versus in a clinic impacts HRA  
46 uptake and assessed HRA acceptability.

47 **Method.** MSM and trans persons 25 years and older were randomized to home-based self-  
48 sampling or clinical sampling. All were asked to attend in-clinic HRA one year later. We  
49 regressed HRA attendance on study arm using multivariable Poisson regression and assessed  
50 HRA acceptability using  $\chi^2$  tests.

51 **Results.** 62.8% of 196 participants who engaged in screening attended HRA. Although not  
52 significant ( $p=0.13$ ), a higher proportion of participants who engaged in clinic-based screening  
53 attended HRA (68.5%) compared to home-based participants (57.9%). Overall, HRA uptake  
54 was higher among participants with anal cytology history (aRR 1.44, 95% CI 1.11 – 1.87) and  
55 lower among participants preferring versatile anal sex position versus insertive (aRR 0.70, 95%  
56 CI 0.53 – 0.91), but did not differ by race or HIV serostatus. In the clinic arm, persons living with  
57 HIV had lower HRA attendance (42.9%) versus HIV-negative participants (73.3%) ( $p=0.02$ ) and  
58 Black non-Hispanic participants had lower HRA attendance (41.7%) than White non-Hispanic  
59 participants (73.1%), ( $p=0.04$ ); however, no differences in attendance by race or HIV status  
60 were observed in the home arm.

61 **Conclusions.** HRA uptake differed significantly by race and HIV status in the clinic arm but not  
62 the home arm.

63 **Keywords:** high-resolution anoscopy (HRA), self-sampling, anal cancer, human papillomavirus  
64 (HPV), men who have sex with men (MSM)

## HIGH-RESOLUTION ANOSCOPY ATTENDANCE

### 65 **Introduction**

66           Anal cancer disproportionately affects men who have sex with men (MSM) and  
67 individuals living with HIV.[1] Over 90% of anal cancers are caused by persistent  
68 infection with human papillomavirus (HPV) [2]. Most HPV infections are cleared by the  
69 body. However, persistent anal HPV infection can lead to anal high-grade squamous  
70 intraepithelial lesions (HSIL) which are discoverable using high-resolution anoscopy  
71 (HRA) [3]. Anal HSIL prevalence is highest among MSM living with HIV.[4] Recently the  
72 Anal Cancer-HSIL Outcomes Research (ANCHOR) Study, a large clinical trial of  
73 persons living with HIV, found that treating anal HSIL was associated with lower risk of  
74 progression to anal cancer.[5]

75           While no official consensus guidelines for anal cancer screening have been  
76 released yet, screening for anal cancer in practice typically follows a similar model as  
77 cervical cancer screening using cervical Pap cytology. Anal cytology is performed by  
78 swabbing the anal canal and if abnormal cells are found, individuals may be referred to  
79 HRA (similar to cervical colposcopy) where biopsies are taken from suspicious lesions  
80 in order to detect anal HSIL. High-resolution anoscopy is an in-clinic procedure to  
81 examine the anal canal. During HRA, a clinician inserts an anoscope into the anal canal  
82 and closely examines the anal canal under high magnification. Biopsies may be taken  
83 from any areas of concern. Local anesthesia may be injected for biopsies and some  
84 patients are prescribed a low-dose anti-anxiety medication prior to the procedure.[6]

85           Research on HRA attendance and acceptability largely focuses on retrospective  
86 studies of clinic populations [7-10]. Prospective studies of HRA attendance, particularly  
87 examining factors such as HIV status and race/ethnicity, are limited. Given that persons

## HIGH-RESOLUTION ANOSCOPY ATTENDANCE

88 living with HIV and possibly black MSM disproportionately shoulder the burden of anal  
89 cancer [1, 11], research that focuses on these groups and screening uptake is critical.

90 Our objective in this research was 1) to investigate whether persons who  
91 engaged in home-based anal cancer screening had differential uptake of HRA one year  
92 later compared to individuals who only engaged in clinic-based anal cancer screening  
93 and 2) to assess HRA acceptability. The Prevent Anal Cancer Self-Swab Study was a  
94 community-recruited sample of sexual and gender minority individuals aged 25 and  
95 older in Milwaukee, Wisconsin who agreed to participate in an anal cancer screening  
96 study. We hypothesized that a higher proportion of participants from the clinic-based  
97 arm will attend HRA compared to those in the home-based arm. Our rationale is that  
98 participants who engaged in clinic screening may be more likely to follow through with  
99 other clinic procedures, such as HRA. This study is the first to our knowledge to  
100 examine whether anal HPV sampling at home versus in a clinic impacts HRA uptake.

### 101 **Methods**

#### 102 *Study recruitment and design*

103 The Prevent Anal Cancer Self-Swab Study recruited MSM and trans persons 25  
104 years and older in the Milwaukee, Wisconsin area to participate in a prospective anal  
105 cancer screening study. The protocol for this randomized clinical trial has previously  
106 been published.[12] Participants were recruited via social media, flyers, advertisements  
107 in local businesses and clinics, and a voluntary referral program. To be eligible for the  
108 study, persons must be assigned male sex at birth or identify as transgender,  
109 acknowledge sex with men in the last five years or identify as gay or bisexual, be willing  
110 to be randomized and able to comply with the protocol, and understand and be willing to  
111 give informed consent. Persons who reported use of anticoagulants other than aspirin

## HIGH-RESOLUTION ANOSCOPY ATTENDANCE

112 and non-steroidal anti-inflammatory drugs, reported prior anal cancer diagnosis,  
113 planned to move within a year, and reported not be willing to attend one of the designed  
114 study clinics at baseline were excluded. All study activities were approved by the  
115 Medical College of Wisconsin Human Protections Committee.

116 Eligible participants were randomized to either a home-based or clinic-based  
117 group. Home participants were mailed an anal HPV self-swab kit and clinic participants  
118 received anal HPV swabbing from a clinician at their choice of five community clinics.  
119 The primary objective of the Prevent Anal Cancer Self-Swab Study was to compare  
120 engagement between home-based anal HPV self-sampling and clinic-based  
121 sampling.[13] A secondary objective was to examine the influence that these different  
122 methods of screening had on HRA uptake, which is the focus of this paper.

123 Regardless of whether a participant engaged in baseline screening (i.e., home  
124 self-sampling or clinician sampling), all participants were asked to attend HRA one year  
125 later. There were 10 participants who attended HRA but did not complete baseline  
126 screening (Figure 1). Because HPV genotyping is not currently used for anal cancer  
127 screening, results from the anal swabs collected at baseline were not provided to  
128 participants. However, all participants were asked to receive a digital anal rectal  
129 examination (DARE) at the start of the study to check and palpate for abnormalities  
130 and/or other symptoms. The DARE was conducted a few weeks after study start for  
131 individuals in the home arm so that their engagement in home-based swabbing was not  
132 biased by the DARE.

133 Participants were contacted up to three times via their preferred method of  
134 contact to schedule the HRA procedure. High-resolution anoscopy was conducted by a

## HIGH-RESOLUTION ANOSCOPY ATTENDANCE

135 highly trained and experienced high-resolution anoscopist (S.L.) at the Medical College  
136 of Wisconsin Anal Dysplasia Program. The clinician documented and biopsied all  
137 suspicious lesions in the anal canal or perianal region. In the absence of any suspicious  
138 lesions, the anoscopist took two control biopsies from the anal canal to assess for occult  
139 HSIL. One person was not biopsied due to starting anti-coagulant use during the study.  
140 Immediately after the HRA, participants were asked to complete a computer-assisted  
141 self-interview (CASI) which contained questions assessing acceptability of the  
142 procedure.

143         Between 2020 and 2022, a total of 240 participants were randomized to the  
144 study. We used participant survey data from those who engaged in baseline screening  
145 (n=196) to conduct a per-protocol analysis investigating whether home versus clinic  
146 screening, as well as other factors, were associated with HRA uptake. We also  
147 performed an intention-to-treat analysis of HRA uptake among all randomized  
148 participants in the study (n=240). We then assessed HRA acceptability among those  
149 who underwent HRA (n=133).

### 150 *Measures*

151         *Outcome.* The outcome was HRA attendance after baseline screening  
152 engagement. This was coded as a dichotomous variable indicating whether a  
153 participant attended HRA (1=yes, 0=no). Participants could attend HRA up until the end  
154 of the study, so there was no time limit on attendance. “Attendance” and “uptake” are  
155 used interchangeably throughout the paper for the outcome. Participants who engaged  
156 in baseline screening but were withdrawn from the study (n=12) were coded as not  
157 attending HRA.

## HIGH-RESOLUTION ANOSCOPY ATTENDANCE

158            *Exposures.* The primary exposure of interest was engagement in screening. This  
159 was a dichotomous variable indicating whether a participant engaged in baseline  
160 screening in their respective study arm. For the home arm, this meant returning a  
161 mailed home-based anal self-sampling kit. For the clinic arm, this meant making and  
162 attending a baseline clinic appointment where a clinician performed anal canal  
163 sampling.

164            Participant demographic and behavioral characteristics as well as screening  
165 history and attitudinal items were obtained from the eligibility and baseline surveys.  
166 These consisted of age, race/ethnicity, gender identity, sexual orientation, education,  
167 HIV status, preferred anal sex position, history of anal cytology, history of HRA, and  
168 being afraid of having anal cancer screening for fear of a bad result.

169            All participants were asked at baseline to attend a clinic to receive a digital anal  
170 rectal examination (DARE). Since findings during DARE may impact a participant's  
171 uptake of HRA, we included two measures to examine DARE results. The first is  
172 whether an abnormality was detected at either the perianus or anal canal during the  
173 DARE, coded as a dichotomous variable (1=yes, 0=no). We also included a variable  
174 that captured whether the abnormality identified during the DARE was referred for  
175 follow-up (1=yes, 0=no).

176            Acceptability of HRA was assessed in the post-HRA survey with items guided by  
177 Health Belief Model constructs. This included questions about pain, such as "*How much*  
178 *pain did you feel during the HRA?*" (*nothing at all, a little pain, some pain, a lot of pain, I*  
179 *don't know*). Other questions investigated future willingness to undergo HRA, such as  
180 "*HRA is something I am willing to do*", "*HRA will help me avoid anal cancer*", and "*After*

## HIGH-RESOLUTION ANOSCOPY ATTENDANCE

181 *doing HRA, I plan to do an HRA in the future”*, all with response options of strongly  
182 agree, agree, disagree, strongly disagree, and I don’t know.

183         During the time the PAC Study was being conducted, the ANCHOR (Anal  
184 Cancer-HSIL Outcomes Research) study released its primary findings. Since the  
185 ANCHOR Study indicated that HRA, coupled with treatment of extant HSIL in people  
186 with HIV, reduced their risk of anal cancer, we sent a letter to all participants explaining  
187 these findings via email on March 31, 2022. The letter contained details about HRA  
188 attendance, such as reminders that the procedure could still be scheduled and details  
189 about how to schedule the HRA. Since this letter may have affected HRA uptake, we  
190 included a variable which assessed whether HRA attendance increased after  
191 announcing the ANCHOR Study findings to participants via email using a dichotomous  
192 variable (1=attended HRA after the email was sent, 0=attended HRA before the email  
193 was sent).

### 194 *Statistical analyses*

195         *Uptake of HRA.* Descriptive statistics and Pearson chi-square tests of association  
196 were conducted between HRA uptake and participant characteristics. In univariate  
197 analysis, likelihood ratio tests were used to test the association between participant  
198 characteristics and HRA attendance. Variables with a p-value of less than 0.25 on a  
199 likelihood ratio test were included in multivariable regression analyses. We used manual  
200 backward elimination to remove exposures with a *p*-value of greater than 0.05 until the  
201 remaining exposures had a *p*-value of less than or equal to 0.05. Age, race/ethnicity,  
202 education, and HIV were retained in the model as potential confounders. The relative



## HIGH-RESOLUTION ANOSCOPY ATTENDANCE

203 risk was calculated using Poisson regression with robust standard errors and the log-  
204 link function in Stata.

205 *Acceptability of HRA.* The full sample of 133 participants who attended HRA was  
206 used to assess HRA acceptability. Descriptive statistics were conducted for the post-  
207 HRA survey questions. Second, Pearson chi-square tests were conducted between  
208 participant characteristics and reporting HRA pain. Pain during HRA was coded as a  
209 dichotomous variable (1=yes, 0=no). Response options of “some pain” or “a lot of pain”  
210 were coded as yes, while “no pain” or “a little pain” were coded as no.

211 All statistical analyses were conducted in SPSS 28(14) and Stata BE 18(15).  
212 Fisher’s exact test was used for small cell sizes and all tests were 2-sided.

### 213 **Results**

214 The mean age of participants who engaged in baseline screening was 46.4 years  
215 and ranged from 25 to 78 years (Table 1). Participants identified as White non-Hispanic  
216 (69.7%), Black non-Hispanic (19.0%), Hispanic or Latino/x (10.8%), and Other non-  
217 Hispanic (0.5%). Most participants identified as men (95.9%) while 4.1% identified as a  
218 trans woman, non-binary, or other gender identity. A total of 86.7% of participants  
219 identified as gay and 10.3% identified as bisexual. More than half the sample (64.3%)  
220 reported 16 or more years of education. Approximately one in four participants were  
221 living with HIV. A total of 7.7% of participants reported having had HRA in the past and  
222 24.0% reported anal cytology in the past.

### 223 *Uptake of high-resolution anoscopy*

224 Of the 240 individuals randomized into the home or clinic arm, 133 persons  
225 (55.4%) attended HRA (Table 2), 62 (25.8%) in the home arm and 71 (29.6%) in the  
226 clinic arm ( $p=0.24$ ).

## HIGH-RESOLUTION ANOSCOPY ATTENDANCE

227 Of the 196 participants who engaged in baseline screening, 62.8% attended  
228 HRA. Although not significant ( $p=0.13$ ), a higher proportion of clinic-based participants  
229 attended HRA (68.5%,  $n=61$ ) compared to home-based participants (57.9%,  $n=62$ )  
230 (Table 1). No significant differences in HRA uptake were found by age, gender identity,  
231 sexual orientation, both overall and when stratified by study arm (Supplemental Table  
232 1). Overall, Black non-Hispanic participants had the lowest proportion of HRA  
233 attendance (43.2%) compared to White non-Hispanic participants (66.2%) and Hispanic  
234 participants (71.4%) ( $p=0.04$ ).

235 In the home arm, 44.0% of Black non-Hispanic participants who engaged in  
236 home-based anal self-sampling attended HRA compared to 59.4% of White non-  
237 Hispanic participants ( $p=0.18$ ) and 75.0% of Hispanic participants ( $p=0.09$ ) (Figure 2).  
238 There was no significant difference in HRA attendance between White non-Hispanic  
239 participants and Hispanic participants who engaged in home-based screening ( $p=0.36$ ).

240 In the clinic arm, Black non-Hispanic participants who engaged in clinic-based  
241 screening had a significantly lower proportion of HRA attendance (41.7%) compared to  
242 White non-Hispanic participants (73.1%) ( $p=0.04$ ). There was no significant difference in  
243 HRA attendance between Black non-Hispanic participants and Hispanic participants  
244 ( $p=0.39$ ) or between White non-Hispanic participants and Hispanic participants  
245 ( $p=0.70$ ).

246 Among those who completed home-based anal self-sampling, nearly identical  
247 proportions of participants living with HIV (58.8%) and HIV-negative participants  
248 (57.5%) attended HRA ( $p=0.90$ ). However, among those in the clinic arm who engaged

## HIGH-RESOLUTION ANOSCOPY ATTENDANCE

249 in baseline screening, a higher proportion of HIV-negative participants attended HRA  
250 (73.3%) compared to participants living with HIV (42.9%) ( $p=0.02$ ).

251 Results of regression analyses showed that ever having anal cytology was  
252 significantly associated with HRA attendance after controlling for potential confounders  
253 (aRR 1.44, 95% CI 1.11 – 1.87) (Table 3). Participants who reported a versatile anal  
254 sex position were less likely to attend HRA compared to those who reported an insertive  
255 position (aRR 0.70, 95% CI 0.53 – 0.91). Race had a borderline significant association  
256 with HRA attendance, with Black non-Hispanic participants less likely to attend HRA  
257 (aRR 0.67, 95% CI 0.44 – 1.01) compared to White non-Hispanic participants.

258 Finally, we did not find any evidence that the ANCHOR letter impacted HRA  
259 attendance. Participants who were notified to schedule their HRA after the ANCHOR  
260 letter was sent out were not significantly more likely to attend HRA compared to those  
261 who were notified to schedule their HRA before the letter was sent (RR 1.18, 95% CI  
262 0.86 – 1.62).

### 263 *Acceptability of high-resolution anoscopy*

264 Of the 133 participants who attended HRA, 51.9% reported a little pain, 15.0%  
265 reported some pain, and 3.8% reported a lot of pain during the HRA (Table 4). Age was  
266 significantly associated with reporting some or a lot of pain during the HRA. Participants  
267 ages 25 to 34 years old represented the highest proportion of those who reported some  
268 pain or a lot of pain during the HRA (52.0%) compared to other age groups such as  
269 those age 55 years and over (28.0%) ( $p=0.02$ , results not shown).

270 The majority of HRA participants reported that they would do HRA once a year  
271 (73.7%) if it was recommended. A total of 95.5% of HRA participants strongly agreed or

## HIGH-RESOLUTION ANOSCOPY ATTENDANCE

272 agreed that HRA is something they are willing to do, and 86.5% agreed with the  
273 statement that HRA will help them avoid anal cancer. After doing HRA, 65.2% strongly  
274 agreed or agreed that they plan to do HRA in the future.

### 275 **Discussion**

276 This study is the first to our knowledge to examine whether anal HPV sampling at  
277 home versus in a clinic impacts HRA uptake. Using a community-recruited sample of  
278 sexual and gender minority individuals, we were interested in investigating how different  
279 screening methods may affect attending an in-person clinic appointment for HRA.

280 Overall, HRA uptake was relatively low and did not significantly differ by study arm.  
281 Whether a participant collected an anal self-sample at home or a clinician conducted an  
282 anal sample from the participant in a clinic did not impact attendance at HRA, although  
283 a higher proportion of clinic participants who engaged in baseline screening attended  
284 HRA compared to home participants.

285 However, important significant differences emerged by HIV status and race  
286 among those who engaged in clinic screening. In the clinic arm, PLWH had lower HRA  
287 attendance than HIV-negative individuals ( $p=0.02$ ). Black non-Hispanic participants in  
288 the clinic arm had lower HRA attendance than White non-Hispanic individuals ( $p=0.04$ ).  
289 In both the clinic and home arms, Black non-Hispanic participants had the lowest  
290 proportions of HRA attendance compared to other racial/ethnic groups. In a study of  
291 anal HSIL follow-up, Silvera et al. (2021) found that Black patients and PLWH were less  
292 likely to undergo anal HSIL treatment within six months of their diagnosis.[10] Another  
293 study of patients with anal squamous cell carcinoma found that persons living with HIV  
294 had higher proportions of not receiving treatment than HIV-negative patients[16].

## HIGH-RESOLUTION ANOSCOPY ATTENDANCE

295 Lower uptake of a clinic procedure may be due to factors at the individual,  
296 provider, and system level, such as past discrimination experienced from health care  
297 providers or competing demands on time or resources. Another explanation which may  
298 be particularly relevant for PLWH is appointment fatigue due to managing and attending  
299 multiple appointments for a chronic illness. This might be why we observed lower HRA  
300 uptake among participants reporting a preferred versatile anal sex position compared to  
301 insertive, given that insertive participants had the lowest proportions of living with HIV.  
302 Among mailed home-based anal HPV self-sampling, on the other hand, significant  
303 differences in HRA attendance by HIV status, race/ethnicity, or any other participant  
304 characteristic were not observed.

305 There were 10 clinic-based participants who did not engage in screening but  
306 attended HRA. These participants were older (median age of 58 years) and a greater  
307 proportion were living with HIV (60%). It is possible that these participants may have  
308 had concerns about going to a (voluntary) clinic visit during COVID. In contrast, none of  
309 the 13 home-based participants who did not complete baseline screening attended  
310 HRA. Furthermore, the overall proportion of home-based participants who attended  
311 HRA was lower than that of clinic-based participants. Future research is needed on  
312 home-based anal self-sampling and HRA uptake.

313 High-resolution anoscopy infrastructure in the United States is currently limited,  
314 with large geographic variation.[17] Follow-up care, in practice, may therefore not be  
315 distributed equally for sexual and gender minority individuals across the U.S. due to  
316 where they live and lack of HRA providers. Furthermore, self-reported history of anal  
317 cytology was significantly associated with HRA uptake. This suggests that those who

## HIGH-RESOLUTION ANOSCOPY ATTENDANCE

318 already have received anal cancer screening were more likely to attend HRA possibly  
319 due to better health care access, or greater comfort and/or familiarity with anal  
320 procedures. Note that this sample of sexual and gender minority individuals also  
321 willingly decided to participate in this study about anal cancer screening and thus their  
322 attitudes may differ from other sexual and gender minority individuals who did not  
323 participate. Although we did not find a significant difference in HRA uptake by study  
324 arm, it is possible that the sample size may have limited the ability to detect differences.

325         Other potential limitations concern our post-HRA survey question about pain. The  
326 two control biopsies taken during HRA may have increased pain levels for participants.  
327 Another potential limitation is that we asked about HRA pain immediately after the  
328 procedure was conducted. Other research indicates that HRA pain may be significantly  
329 higher days *after* the procedure compared to pain *during* the procedure [8] [18]. Thus,  
330 our findings may underreport the level of pain experienced by participants from HRA  
331 since they may have experienced greater pain in the hours or days following the  
332 procedure. Hillman et al. (2011) asked participants about pain during the HRA as well  
333 as pain after the HRA, and found that both were negatively correlated with acceptability  
334 of HRA [19]. Another study found that patients with high-grade anal dysplasia preferred  
335 to undergo HRA under anesthesia due to discomfort [20]. Given that pain and  
336 discomfort are such significant barriers to screening, this is an important area of  
337 research to inform anal cancer screening guidelines.

338         Most participants who attended HRA reported that they would be willing to do  
339 HRA once a year if it was recommended. This also carries implications for anal cancer  
340 screening. For example, a person discovered to have HSIL during HRA might be asked

## HIGH-RESOLUTION ANOSCOPY ATTENDANCE

341 to return six months later for treatment. If HRA is largely acceptable once a year, this  
342 may impact HRA uptake if persons are asked to undergo this procedure more  
343 frequently.

### 344 **Conclusion**

345 This study is the first to compare the influence that home versus clinic anal HPV  
346 sampling has on HRA uptake. Overall, over half of participants attended HRA. Most  
347 participants who attended HRA strongly agreed or agreed that they would be willing to  
348 do HRA in the future. Reported pain during HRA was higher among younger  
349 participants. Although not significant, a higher proportion of clinic participants attended  
350 HRA compared to home-based participants. While persons living with HIV and Black  
351 non-Hispanic participants in the clinic arm had lower HRA attendance compared to HIV-  
352 negative and other racial/ethnic groups, no significant differences in HIV status or race  
353 were found in the home arm. Given that PLWH and Black MSM are disproportionately  
354 affected by anal cancer, interventions are needed to support their clinic attendance.

## HIGH-RESOLUTION ANOSCOPY ATTENDANCE

355 **Declarations**

356 **Data Availability Statement:** Fully de-identified datasets and data dictionary will be  
357 shared with properly trained investigators on the study website within 1 year of study  
358 completion after assessment of institutional policies, Medical College of Wisconsin  
359 Human Research Protections Program rules, and local, state, and federal laws and  
360 regulations.

361 **Ethics Approval and Patient Consent:** Informed consent was obtained from all study  
362 participants and study activities were approved by the Medical College of Wisconsin  
363 Human Research Protections Committee (protocol #PRO00032999).

364 **Declaration of Funding:** This work was supported by the National Cancer Institute of  
365 the National Institutes of Health [R01CA215403 to AGN] and Clinical and Translational  
366 Science Institute grant support [2UL1TR001436]. These funding entities had no  
367 involvement in the design, collection, analysis, or interpretation of data, writing of this  
368 report, or decision to submit this research for publication. The content is solely the  
369 responsibility of the authors and does not necessarily represent the official views of the  
370 National Institutes of Health. COPAN Italia S.p.A. donated some of the swabs used in  
371 this study.

372 **Conflicts of Interest:** The authors declare no conflicts of interest.



## HIGH-RESOLUTION ANOSCOPY ATTENDANCE

373

### References

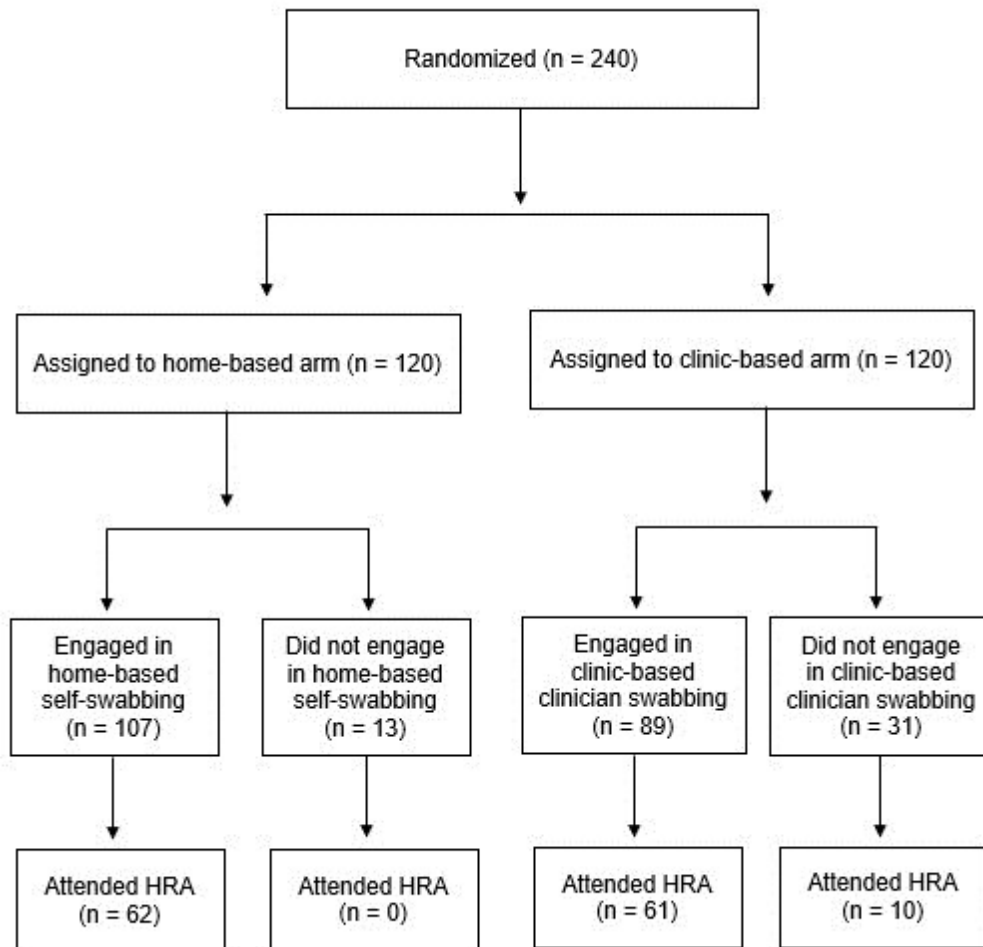
- 374 1. Clifford GM, Georges D, Shiels MS, Engels EA, Albuquerque A, Poynten IM, et  
375 al. A meta-analysis of anal cancer incidence by risk group: Toward a unified anal cancer  
376 risk scale. *Int J Cancer*. 2021;148(1):38-47.
- 377 2. de Martel C, Georges D, Bray F, Ferlay J, Clifford GM. Global burden of cancer  
378 attributable to infections in 2018: a worldwide incidence analysis. *The Lancet Global  
379 Health*. 2020;8(2):e180-e90.
- 380 3. Marra E, Siegenbeek van Heukelom ML, Leeman A, Waterboer T, Meijer C,  
381 Snijders PJF, et al. Virological and Serological Predictors of Anal High-grade Squamous  
382 Intraepithelial Lesions Among Human Immunodeficiency Virus-positive Men Who Have  
383 Sex With Men. *Clin Infect Dis*. 2019;68(8):1377-87.
- 384 4. Wei F, Gaisa MM, D'Souza G, Xia N, Giuliano AR, Hawes SE, et al.  
385 Epidemiology of anal human papillomavirus infection and high-grade squamous  
386 intraepithelial lesions in 29 900 men according to HIV status, sexuality, and age: a  
387 collaborative pooled analysis of 64 studies. *Lancet HIV*. 2021;8(9):e531-e43.
- 388 5. Palefsky JM, Lee JY, Jay N, Goldstone SE, Darragh TM, Dunlevy HA, et al.  
389 Treatment of Anal High-Grade Squamous Intraepithelial Lesions to Prevent Anal  
390 Cancer. *N Engl J Med*. 2022;386(24):2273-82.
- 391 6. Jay N. High-resolution anoscopy: Procedure and findings. *Seminars in Colon and  
392 Rectal Surgery*. 2017;28(2):75-80.
- 393 7. Apaydin KZ, Nguyen A, Borba CPC, Shtasel DL, Ulery S, Mayer KH, et al.  
394 Factors associated with anal cancer screening follow-up by high-resolution anoscopy.  
395 *Sex Transm Infect*. 2019;95(2):83-6.
- 396 8. Lam JO, Barnell GM, Merchant M, Ellis CG, Silverberg MJ. Acceptability of high-  
397 resolution anoscopy for anal cancer screening in HIV-infected patients. *HIV Med*.  
398 2018;19(10):716-23.
- 399 9. De-Masi A, Davis E, Cuming T, Chindawi N, Pesola F, Cappello C, et al. The  
400 acceptability of high resolution anoscopy examination in patients attending a tertiary  
401 referral centre. *BMC Cancer*. 2018;18(1):554.
- 402 10. Silvera R, Martinson T, Gaisa MM, Liu Y, Deshmukh AA, Sigel K. The other side  
403 of screening: predictors of treatment and follow-up for anal precancers in a large health  
404 system. *AIDS*. 2021;35(13):2157-62.
- 405 11. McNeil CJ, Lee JS, Cole SR, Patel SA, Martin J, Mathews WC, et al. Anal cancer  
406 incidence in men with HIV who have sex with men: are black men at higher risk? *AIDS*.  
407 2022;36(5):657-64.
- 408 12. Nyitray AG, Schick V, Swartz MD, Giuliano AR, Fernandez ME, Deshmukh AA,  
409 et al. Rationale and design of the Prevent Anal Cancer Self-Swab Study: a protocol for  
410 a randomised clinical trial of home-based self-collection of cells for anal cancer  
411 screening. *BMJ Open*. 2021;11(6):e051118.
- 412 13. Nyitray AG, Nitkowski J, McAuliffe TL, Brzezinski B, Swartz MD, Fernandez ME,  
413 et al. Home-based self-sampling vs clinician sampling for anal precancer screening: The  
414 Prevent Anal Cancer Self-Swab Study. *Int J Cancer*. 2023;153(4):843-53.
- 415 14. IBM Corp. IBM SPSS Statistics for Windows, Version 28.0. Armonk, NY: IBM  
416 Corp. Released 2021.
- 417 15. StataCorp LLC. Stata/BE 18.0 for Windows. 2023.

## HIGH-RESOLUTION ANOSCOPY ATTENDANCE

- 418 16. Zuma NP, Ngidi S, Madiba TE. Anal squamous cell carcinoma in KwaZulu-Natal  
419 Province, South Africa, with special reference to the influence of HIV infection on clinical  
420 presentation and management outcome. *S Afr Med J.* 2020;110(3):243-8.
- 421 17. Damgacioglu H, Lin YY, Ortiz AP, Wu CF, Shahmoradi Z, Shyu SS, et al. State  
422 Variation in Squamous Cell Carcinoma of the Anus Incidence and Mortality, and  
423 Association With HIV/AIDS and Smoking in the United States. *J Clin Oncol.*  
424 2023;41(6):1228-38.
- 425 18. Apaydin KZ, Nguyen A, Panther L, Shtasel DL, Dale SK, Borba CPC, et al.  
426 Facilitators of and barriers to high-resolution anoscopy adherence among men who  
427 have sex with men: a qualitative study. *Sex Health.* 2018;15(5):431-40.
- 428 19. Hillman RJ, Pett, S., Marriott, D., Carr, A., Cooper, D.A., Matthews, G.V., Brew,  
429 B.J., Milliken, S. and Botes, L.P. Participants' perspectives of high resolution anoscopy.  
430 *Sexual Health.* 2011;8:255–6.
- 431 20. Moeckli B, Canner J, Najafian A, Carbutaru S, Cowell N, Atallah C, et al. High-  
432 resolution anoscopy, is there a benefit in proceeding directly to the operating room?  
433 *Tech Coloproctol.* 2021;25(4):461-6.

434

## HIGH-RESOLUTION ANOSCOPY ATTENDANCE



435

436 **Fig. 1** Study flowchart of participants in the Prevent Anal Cancer Self-Swab study,  
437 Milwaukee, Wisconsin, 2020-2023

438

## HIGH-RESOLUTION ANOSCOPY ATTENDANCE

439 **Table 1.** Characteristics of participants who engaged in home-based or clinic-based screening stratified  
440 by HRA attendance, Prevent Anal Cancer Self-Swab Study, Milwaukee, Wisconsin, 2020-2023, n (%).

	TOTAL n=196	Attended HRA n=123	Did not attend HRA n=73	p-value
	n (column %)	n (row %)	n (row %)	
<b>Randomization group</b>				0.13
Clinic	89 (45.4)	61 (68.5)	28 (31.5)	
Home	107 (54.6)	62 (57.9)	45 (42.1)	
<b>Age, years<sup>a</sup> Mean, Range</b>	46.4, 25 – 78	47.3, 25 - 78	45.0, 25 – 74	0.27
<b>Age, years<sup>b</sup></b>				0.40
25-34	58 (29.6)	35 (60.3)	23 (39.7)	
35-44	34 (17.3)	19 (55.9)	15 (44.1)	
45-54	37 (18.9)	25 (67.6)	12 (32.4)	
55+	67 (34.2)	44 (65.7)	23 (34.3)	
<b>Gender identity<sup>c</sup></b>				0.71
Man	188 (95.9)	117 (62.2)	71 (37.8)	
Trans woman, non-binary, or other	8 (4.1)	6 (75.0)	2 (25.0)	
<b>Sexual orientation<sup>c</sup></b>				0.43
Gay	169 (86.7)	108 (63.9)	61 (36.1)	
Bisexual	20 (10.3)	10 (50.0)	10 (50.0)	
Queer or lesbian	6 (3.1)	4 (66.7)	2 (33.3)	
<b>Race/ethnicity<sup>c</sup></b>				0.04
White, non-Hispanic	136 (69.7)	90 (66.2)	46 (33.8)	
Black, non-Hispanic	37 (19.0)	16 (43.2)	21 (56.8)	
Hispanic or Latino/x	21 (10.8)	15 (71.4)	6 (28.6)	
Other, non-Hispanic	1 (0.5)	1 (100.0)	0	
<b>Education, years<sup>b</sup></b>				0.05
≤ 12	18 (9.2)	9 (50.0)	9 (50.0)	
13-15	52 (26.5)	28 (53.8)	24 (46.2)	
16	38 (19.4)	26 (68.4)	12 (31.6)	
> 16	88 (44.9)	60 (68.2)	28 (31.8)	
<b>HIV status</b>				0.16
Negative	148 (75.5)	97 (65.5)	51 (34.5)	
Positive	48 (24.5)	26 (54.2)	22 (45.8)	
<b>Ever had HRA<sup>c</sup></b>				0.18
Yes	15 (7.7)	12 (80.0)	3 (20.0)	
No or don't know	180 (92.3)	110 (61.1)	70 (38.9)	
<b>Ever had anal cytology</b>				0.12
Yes	47 (24.0)	34 (72.3)	13 (27.7)	
No or don't know	149 (76.0)	89 (59.7)	60 (40.3)	
<b>Preferred anal sex position<sup>c</sup></b>				0.07
Insertive	41 (21.1)	30 (73.2)	11 (26.8)	
Receptive	54 (27.8)	38 (70.4)	16 (29.6)	
Versatile	94 (48.5)	50 (53.2)	44 (46.8)	
Never engaged in anal sex	5 (2.6)	3 (60.0)	2 (40.0)	
<b>Afraid to have anal cancer screening for fear of a bad result</b>				0.08
Strongly agree/agree	22 (11.3)	10 (45.5)	12 (54.5)	
Strongly disagree/disagree	173 (88.7)	112 (64.7)	61 (35.3)	
<b>Ever been diagnosed with anal warts</b>				0.60
Yes	50 (25.8)	33 (66.0)	17 (34.0)	
No	144 (74.2)	89 (61.8)	55 (38.2)	
<b>Abnormality detected in baseline DARE</b>				0.99
Yes	70 (41.4)	48 (68.6)	22 (31.4)	
No	99 (58.6)	68 (68.7)	31 (31.3)	
Did not attend DARE	27	7	20	
<b>Abnormality referral</b>				0.68
Yes	20 (28.6)	13 (65.0)	7 (35.0)	
No	50 (71.4)	35 (70.0)	15 (30.0)	

441 Abbreviations: HRA, high-resolution anoscopy. DARE, digital anal rectal examination. Missing: sexual orientation n=1; race/ethnicity  
442 n=1, ever had HRA n=1; preferred anal sex position n=2; afraid to have anal cancer screening for fear of a bad result n=1; ever  
443 been diagnosed with anal warts n=2. Pearson chi-square tests were conducted unless otherwise noted.

444 <sup>a</sup> t-test.

445 <sup>b</sup> Cochran-Armitage test for trend.

446 <sup>c</sup> Fisher's exact test.

447

## HIGH-RESOLUTION ANOSCOPY ATTENDANCE

448 **Table 2.** Intention-to-treat and per-protocol analyses of HRA attendance by study arm in the Prevent Anal  
449 Cancer Self-Swab Study, Milwaukee, WI, 2020-2023.

	Total	Home	Clinic
	n (column %)	n (column %)	n (column %)
<b><u>Intention-to-treat analysis (n=240)</u></b>			
Number of participants randomized	240	120	120
Attended high-resolution anoscopy			
Yes	133 (55.4)	62 (51.7)	71 (59.2)
No	107 (44.6)	58 (48.3)	49 (40.8)
<b><u>Per-protocol analysis (n=196)</u></b>			
Number of participants who engaged in baseline screening	196	107	89
Attended high-resolution anoscopy			
Yes	123 (62.8)	62 (57.9)	61 (68.5)
No	73 (37.2)	45 (42.1)	28 (31.5)

450

451

## HIGH-RESOLUTION ANOSCOPY ATTENDANCE

452 *Supplemental Table 1.* Characteristics of participants who engaged in home-based or clinic-based  
 453 screening, stratified by study arm and HRA attendance in the Prevent Anal Cancer Self-Swab Study,  
 454 Milwaukee, Wisconsin, 2020-2023 (n=196).

		HOME (n=107)			CLINIC (n=89)		
		Attended HRA n=62	Did not attend HRA n=45	p-value	Attended HRA n=61	Did not attend HRA n=28	p-value
		n (row %)	n (row %)		n (row %)	n (row %)	
<b>Age, years</b>	Mean, Range	47.5, 27-78	44.2, 25-74	0.19 <sup>a</sup>	47.0, 25-77	46.5, 25-69	0.86 <sup>a</sup>
<b>Age, years</b>				0.22 <sup>b</sup>			0.91 <sup>b</sup>
	25-34	17 (54.8)	14 (45.2)		18 (66.7)	9 (33.3)	
	35-44	9 (45.0)	11 (55.0)		10 (71.4)	4 (28.6)	
	45-54	12 (60.0)	8 (40.0)		13 (76.5)	4 (23.5)	
	55+	24 (66.7)	12 (33.0)		20 (64.5)	11 (35.5)	
<b>Gender identity</b>				0.57 <sup>c</sup>			0.18 <sup>c</sup>
	Man	61 (58.7)	43 (41.3)		56 (66.7)	28 (33.3)	
	Trans, non-binary, or other	1 (33.3)	2 (66.7)		5 (100.0)	0 (0.0)	
<b>Sexual orientation</b>				0.79 <sup>c</sup>			0.65 <sup>c</sup>
	Gay	54 (59.3)	37 (40.7)		54 (69.2)	24 (30.8)	
	Bisexual	7 (50.0)	7 (50.0)		3 (50.0)	3 (50.0)	
	Queer or lesbian	1 (50.0)	1 (50.0)		3 (75.0)	1 (25.0)	
<b>Race/ethnicity</b>				0.19 <sup>c</sup>			0.75 <sup>c</sup>
	White, non-Hispanic	41 (59.4)	28 (40.6)		49 (73.1)	18 (26.9)	
	Black, non-Hispanic	11 (44.0)	14 (56.0)		5 (41.7)	7 (58.3)	
	Hispanic or Latino/x	9 (75.0)	3 (25.0)		6 (66.7)	3 (33.3)	
	Other, non-Hispanic	0 (0.0)	0 (0.0)		1 (100.0)	0 (0.0)	
<b>Education, years<sup>b</sup></b>				0.27 <sup>b</sup>			0.06 <sup>b</sup>
	≤ 12	2 (28.6)	5 (71.4)		7 (63.6)	4 (36.4)	
	13-15	17 (54.8)	14 (45.2)		11 (52.4)	10 (47.6)	
	16	14 (70.0)	6 (30.0)		12 (66.7)	6 (33.3)	
	> 16	29 (59.2)	20 (40.8)		31 (79.5)	8 (20.5)	
<b>HIV status</b>				0.90			0.02
	Negative	42 (57.5)	31 (42.5)		55 (73.3)	20 (26.7)	
	Positive	20 (58.8)	14 (41.2)		6 (42.9)	8 (57.1)	
<b>Ever had HRA</b>				0.07 <sup>c</sup>			0.99 <sup>c</sup>
	Yes	10 (83.3)	2 (16.7)		2 (66.7)	1 (33.3)	
	No or don't know	52 (54.7)	43 (45.3)		58 (68.2)	27 (31.8)	
<b>Ever had anal cytology</b>				0.06			0.77 <sup>c</sup>
	Yes	23 (71.9)	9 (28.1)		11 (73.3)	4 (26.7)	
	No or don't know	39 (52.0)	36 (48.0)		50 (67.6)	24 (32.4)	
<b>Preferred anal sex position</b>				0.09 <sup>c</sup>			0.32 <sup>c</sup>
	Insertive	15 (65.2)	8 (34.8)		15 (83.3)	3 (16.7)	
	Receptive	23 (69.7)	10 (30.3)		15 (71.4)	6 (28.6)	
	Versatile	23 (46.9)	26 (53.1)		27 (60.0)	18 (40.0)	
	Never engaged in anal sex	0 (0.0)	1 (100.0)		3 (75.0)	1 (25.0)	
<b>Afraid to have anal cancer screening for fear of a bad result</b>				0.32 <sup>c</sup>			0.15
	Strongly agree or agree	4 (40.0)	6 (60.0)		6 (50.0)	6 (50.0)	
	Strongly disagree or disagree	58 (59.8)	39 (40.2)		54 (71.1)	22 (28.9)	
<b>Ever been diagnosed with anal warts</b>				0.11			0.29
	Yes	20 (71.4)	8 (28.6)		13 (59.1)	9 (40.9)	
	No	42 (53.8)	36 (46.2)		47 (71.2)	19 (28.8)	
<b>Abnormality detected in baseline DARE</b>				0.49			0.52
	Yes	22 (73.3)	8 (26.7)		26 (65.0)	14 (35.0)	
	No	33 (66.0)	17 (34.0)		35 (71.4)	14 (28.6)	
	Did not attend baseline DARE	7	20		--	--	
<b>Abnormality referral</b>				0.99 <sup>c</sup>			0.47 <sup>c</sup>
	Yes	7 (77.8)	2 (22.2)		6 (54.5)	5 (45.5)	
	No	15 (71.4)	6 (28.6)		20 (69.0)	9 (31.0)	

Abbreviations: HRA, high-resolution anoscopy. DARE, digital anal rectal examination. Missing: sexual orientation n=1; race/ethnicity n=1, ever had HRA n=1; preferred anal sex position n=2; afraid to have anal cancer screening for fear of a bad result n=1; ever been diagnosed with anal warts n=2. Pearson chi-square tests were conducted unless otherwise noted.

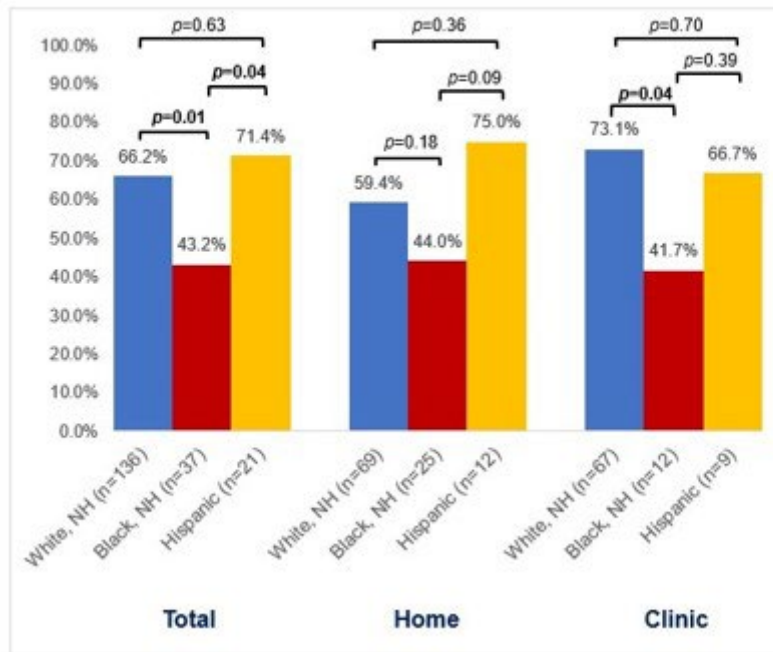
<sup>a</sup> t-test.

<sup>b</sup> Cochran-Armitage test for trend.

<sup>c</sup> Fisher's exact test.

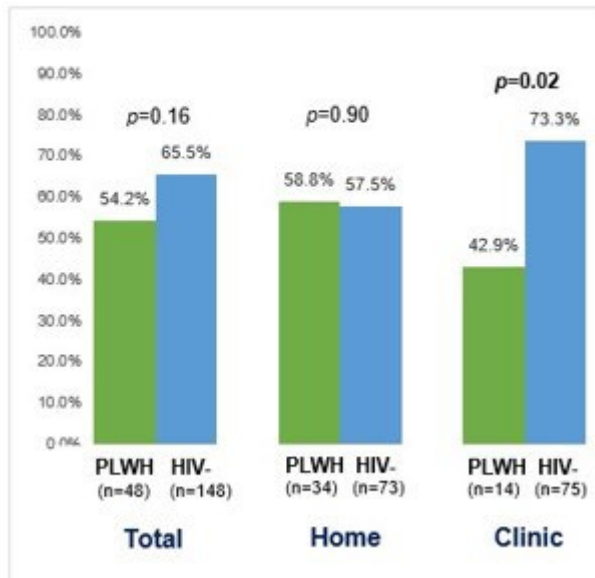
## HIGH-RESOLUTION ANOSCOPY ATTENDANCE

(A)



Abbreviations: NH, non-Hispanic. Other, non-Hispanic race excluded due to sparse data (n=1).

(B)



455

456 **Fig. 2** Proportion of participants who engaged in baseline screening and attended high-resolution  
 457 anoscopy by study arm stratified by (A) race and ethnicity and (B) HIV status in the Prevent Anal Cancer  
 458 Self-Swab Study, Milwaukee, Wisconsin, 2020-2023 (n=196)  
 459

## HIGH-RESOLUTION ANOSCOPY ATTENDANCE

460 **Table 3.** Factors associated with HRA attendance among those who engaged in baseline screening in  
461 the Prevent Anal Cancer Self-Swab Study, Milwaukee, Wisconsin, 2020-2023, n=196.

	Univariate RR (95% CI)	Adjusted RR <sup>a</sup> (95% CI)
<b>Randomization group</b>		
Home	1.0	1.0
Clinic	1.18 (0.95 – 1.47)	1.17 (0.94 – 1.44)
<b>Age, years</b>		
25-34	1.0	1.0
35-44	0.93 (0.64 – 1.33)	0.96 (0.66 – 1.38)
45-54	1.12 (0.82 – 1.52)	1.12 (0.82 – 1.53)
55+	1.09 (0.83 – 1.43)	1.12 (0.82 – 1.52)
<b>Race/ethnicity<sup>b</sup></b>		
White, non-Hispanic	1.0	1.0
Black, non-Hispanic	<b>0.65 (0.44 – 0.96)</b>	0.67 (0.44 – 1.01)
Hispanic or Latino/x	1.08 (0.80 – 1.45)	1.18 (0.85 – 1.64)
<b>Education</b>		
≤ 12 years	1.0	1.0
13-15 years	1.08 (0.64 – 1.82)	1.10 (0.64 – 1.88)
16 years	1.37 (0.82 – 2.28)	1.19 (0.68 – 2.09)
> 16 years	1.36 (0.84 – 2.21)	1.18 (0.70 – 2.01)
<b>HIV status</b>		
Negative	1.0	1.0
Positive	0.83 (0.62 – 1.10)	0.79 (0.55 – 1.14)
<b>Ever had HRA</b>		
No or don't know	1.0	n.s.
Yes	1.31 (0.99 – 1.73)	n.s.
<b>Ever had anal cytology</b>		
No or don't know	1.0	1.0
Yes	1.21 (0.97 – 1.51)	<b>1.44 (1.11 – 1.87)</b>
<b>Preferred anal sex position</b>		
Insertive	1.0	1.0
Receptive	0.96 (0.75 – 1.24)	0.95 (0.73 – 1.23)
Versatile	<b>0.73 (0.56 – 0.95)</b>	<b>0.70 (0.53 – 0.91)</b>
Never engaged in anal sex	0.82 (0.39 – 1.72)	1.00 (0.45 – 2.21)
<b>Afraid to have anal cancer screening for fear of a bad result</b>		
Strongly agree/agree	0.70 (0.44 – 1.13)	n.s.
Strongly disagree/disagree	1.0	n.s.

462 Abbreviations: HRA, high-resolution anoscopy; RR, relative risk, CI, confidence interval, n.s. = not significant. Bolded  
463 variables have 95% CI that do not include unity.

464 <sup>a</sup> The final multivariable model includes all remaining variables in addition to age, race/ethnicity, education, and HIV  
465 status which were forced into the model as potential confounders.

466 <sup>b</sup> Other, non-Hispanic excluded due to small cell size (n=1).

467



## HIGH-RESOLUTION ANOSCOPY ATTENDANCE

468 **Table 4.** Acceptability of high-resolution anoscopy in the Prevent Anal Cancer Self-Swab Study,  
 469 Milwaukee, Wisconsin, 2021-2023 (n=133).

	n (%)
<b>How much pain did you feel during the HRA?</b>	
Nothing at all	39 (29.3)
A little pain	69 (51.9)
Some pain	20 (15.0)
A lot of pain	5 (3.8)
I don't know	--
<b>If it was recommended to do HRA, I would probably do it how often?</b>	
Once a month or less	4 (3.0)
Once every few months	22 (16.5)
Once a year	98 (73.7)
Probably never	1 (0.8)
I don't know	8 (6.0)
<b>HRA is something I am willing to do</b>	
Strongly agree	72 (54.1)
Agree	55 (41.4)
Disagree	1 (0.8)
Strongly disagree	2 (1.5)
I don't know	3 (2.3)
<b>HRA will help me avoid anal cancer</b>	
Strongly agree	68 (51.1)
Agree	47 (35.3)
Disagree	5 (3.8)
Strongly disagree	1 (0.8)
I don't know	12 (9.0)
<b>After doing HRA, I plan to do an HRA in the future</b>	
Strongly agree	40 (30.3)
Agree	46 (34.8)
Disagree	5 (3.8)
Strongly disagree	--
I don't know	41 (31.1)
Missing	1

470 Abbreviations: HRA, high-resolution anoscopy.

471

472