

Social determinants of recovery from ongoing symptoms following COVID-19 in two UK longitudinal studies: a prospective cohort study

Authors & affiliations

Nathan J. Cheetham^{1*}, Vicky Bowyer¹, María Paz García¹, Ruth C. E. Bowyer^{1,2}, J. D. Carpentieri³, Andy Guise⁴, Ellen J. Thompson^{1,5}, Carole H. Sudre^{6,7,8}, Erika Molteni⁸, Michela Antonelli⁸, Rose S. Penfold⁹, Nicholas R. Harvey¹, Liane S. Canas⁸, Khaled Rjoob⁶, Benjamin Murray⁸, Eric Kerfoot⁸, The COVID Symptom Study Biobank Consortium[^], Alexander Hammers^{8,10}, Emma L. Duncan^{1,11}, Claire J. Steves^{1,11*}

* Corresponding authors

Correspondence to: nathan.cheetham@kcl.ac.uk, claire.j.steves@kcl.ac.uk

1 Department of Twin Research and Genetic Epidemiology, King's College London, London, United Kingdom

2 The Alan Turing Institute, London, United Kingdom

3 Institute of Education, University College London, London, United Kingdom

4 Department of Population Health Sciences, King's College London, London, United Kingdom

5 School of Psychology, University of Sussex, Falmer, United Kingdom

6 MRC Unit for Lifelong Health and Ageing, Department of Population Science and Experimental Medicine, University College London, London, United Kingdom

7 Centre for Medical Image Computing, Department of Computer Science, University College London, London, United Kingdom

8 School of Biomedical Engineering & Imaging Sciences, King's College London, London, UK

9 Edinburgh Delirium Research Group, Ageing and Health, Usher Institute, University of Edinburgh, Edinburgh, United Kingdom

10 King's College London & Guy's and St Thomas' PET Centre, King's College London, London, United Kingdom

11 Guy's & St Thomas's NHS Foundation Trust, London, United Kingdom

NOTE: This preprint reports new research that has not been certified by peer review and should not be used to guide clinical practice.

^A list of authors and their affiliations appears at the end of the article.

Abstract

Background

Social gradients in COVID-19 exposure, illness severity, and mortality have been observed in multiple international contexts. Whether pre-existing social factors affect recovery from ongoing symptoms following COVID-19 and long COVID is less well understood.

Methods

We analysed data on self-perceived recovery following self-reported COVID-19 illness in two United Kingdom community-based cohorts, COVID Symptom Study Biobank (CSSB) (N = 2548) and TwinsUK (N = 1334). Composite variables quantifying socio-demographic advantage and disadvantage prior to the COVID-19 pandemic were generated from sex, ethnic group, education, local area deprivation and employment status. Associations between self-perceived recovery and composite variables were tested with multivariable logistic regression models weighted for inverse probability of study participation, adjusting for potential confounding by age, region and pre-pandemic health factors, and potential mediation by COVID-19 illness characteristics and adverse experiences during the pandemic. Further analyses tested associations between recovery and individual socio-demographic variables reflecting status prior to and during the COVID-19 pandemic.

Findings

Socio-demographic gradients in recovery were observed, with unadjusted recovery rate varying between 50% and 80% in CSSB and 70% and 90% in TwinsUK based on composite socio-demographic variables. Likelihood of recovery was lower for individuals with more indicators of pre-pandemic social disadvantage in both cohorts (CSSB: odds ratio, OR = 0.74, 95% confidence interval, CI: 0.62-0.88, TwinsUK: OR = 0.79, 95% CI: 0.64-0.98 per disadvantage) and higher with more social advantages (CSSB: OR = 1.26, 95% CI: 1.08-1.47, TwinsUK: OR = 1.36, 95% CI: 1.09-1.70 per advantage). Associations were neither explained by differences in COVID-19 illness severity or timing, nor adverse social experiences during the pandemic, which were themselves inversely associated with recovery.

Interpretation

Strong social inequalities in the likelihood of recovery from COVID-19 were observed, with ongoing symptoms several months after coronavirus infection more likely for individuals with multiple indicators of social disadvantage. Work is needed to identify modifiable biopsychosocial factors to enable interventions that address inequalities.

Funding

Chronic Disease Research Foundation, National Institute for Health and Care Research, Medical Research Council, Wellcome LEAP, Wellcome Trust, Engineering & Physical Sciences Research Council, Biotechnology and Biological Sciences Research Council, Versus Arthritis, European Commission, Zoe Ltd.

Key terms

Long COVID, SARS-CoV-2, recovery, ongoing symptoms, social gradient, socio-demographics, health disparities, health inequalities.

Plain language summary

Across the world acute COVID-19 illness has affected the most disadvantaged in society the most. However, we have not looked in detail whether people’s social circumstances affect their recovery from COVID-19. In our study, we asked people from two UK-based health studies if they still had symptoms after having COVID-19. We looked at how advantaged or disadvantaged they were at the start of the pandemic, based on information about their sex, ethnic group, education level, local area, and employment. In both studies, people who were more disadvantaged were more likely to still have symptoms long after having COVID-19. In contrast, more advantaged people were more likely to have fully recovered. We also saw that people who had negative experiences during the pandemic such as losing their job, being unable to afford their bills or not being able to access health & social care services were less likely to recover. More work is needed to understand how and why recovery was so different for people with different circumstances.

Research in context

Evidence before this study

To search for previous reports on associations between recovery from COVID-19 and socio-demographic factors, we screened abstracts identified from the PubMed search query on December 21, 2023: “((COVID-19) AND ((recovery) OR (convalescence) OR (“ ongoing symptoms”)) AND ((socioeconomic) OR (sociodemographic) OR (social) OR (gradient))) AND LitCLONGCOVID[filter]”, where LitCLONGCOVID is a filter for articles relating to long COVID (<https://pubmed.ncbi.nlm.nih.gov/help/#covid19-article-filters>), which returned 210 results published between July, 2020 and December, 2023.

A small number (N = 11) of studies contained direct measures of recovery from COVID-19 in terms of presence/absence of ongoing symptoms relating to COVID-19 illness, either as perceived by the individual or inferred from current symptom reports. Of these, most focused on associations with COVID-19 illness factors such as severity and symptomatology, and prior health indicators. Socio-demographics were mostly used for sample description and adjustments in models rather than as exposures of interest. Of the few studies (N = 8) that tested associations with socio-demographic variables, the range of socio-demographics tested was limited and/or follow-up time typically restricted to 6-12 months since symptom onset. In these studies, associations with recovery were reported for age (N = 4), sex (N = 7), race/ethnicity (N = 2), local area deprivation (N = 1), and education level (N = 1). Associations between long-term symptoms and education or income have been reported in single separate studies. Monthly bulletins up to March 2023 from the UK Coronavirus Infection Survey highlighted prevalence of individuals reporting current effects on daily activities due to long COVID was associated with age, sex, race/ethnicity, local area deprivation and economic activity. No studies were identified that tested for associations of multiple socio-demographics in combination with the likelihood of recovery following COVID-19.

Added value of this study

This is the first study to testing the effects of multiple socio-demographics on self-perceived recovery in combination. Measures that attempt to quantify social advantage and disadvantage were generated from multiple known social determinants of health. We tested a wider range of socio-demographic factors than previous studies, including UK geographic region, educational qualification level, employment status and income. Our study has a longer follow-up time than previous comparable reports, with most participants assessed more than one year after infection onset. Detailed data on health before the coronavirus pandemic and COVID-19 illness allowed models to be adjusted extensively and mediation effects to be tested.

Implications of all the available evidence

The likelihood of full recovery following COVID-19 appears to follow a social gradient, higher for individuals with multiple indicators of social advantages and fewer disadvantages, and lower for those with multiple social disadvantages and fewer advantages prior to the coronavirus pandemic. This reflects and reaffirms the established cycle of social inequalities in health, between individuals' status within social hierarchies and ill-health. More work is needed to understand the pathways through which this inequality operates so that interventions can be made.

Introduction

Following infection with severe acute respiratory syndrome coronavirus 2 (SARS-CoV-2), some individuals report persistent symptoms for months or years [1]. Such individuals may self-identify under the collective patient-advocated term “long COVID” [2], and/or meet one of the various clinical definitions created to describe persistent symptoms [3–5]. The rate of full recovery from ongoing post-COVID-19 symptoms has been reported to be low among individuals with severe acute infection and/or long-term symptoms, with estimates varying between 15% and 50% at up to 12 months from infection [6–10]. Nationally representative estimates from the UK Coronavirus Infection Survey (CIS) estimated 1.9 million individuals (2.8% of UK population) as having self-reported long COVID as of March, 2023 and 1.0 million (1.4%) and 361,000 (0.5%) reported the impact of ongoing symptoms on their current daily activities as “a little” or “a lot”, respectively [11]. To-date, “recovery” following COVID-19 has generally been defined as the absence of ongoing symptoms related to COVID-19, and has been assessed through self-report survey, or inferred from self-report and/or clinical assessment of ongoing symptoms.

While previous studies have investigated associations with recovery rate, most have primarily focused on COVID-19 symptoms and pre-existing health, with few studies examining the effects of socio-demographic characteristics as exposures. The few studies that have looked at this found lower likelihood of recovery for those with lower educational qualification levels [12], living in higher deprivation areas [7] and for female sex [7,8,10,13–15], and conflicting trends with age [7,8,13,14] and race/ethnicity [7,8], typically at up to 12 months follow-up. Further studies in Germany and UK assessing ongoing post-COVID symptoms or illness severity rather than self-perceived recovery directly have also found protective effects against ongoing symptoms for those with higher educational qualification levels [16], higher income [17], and those employed and economically active [11]. A UK qualitative study also identified a slow recovery process and socio-economic challenges to recovery as themes for individuals living with long COVID [18].

Given the known importance of such social determinants of health in other chronic conditions such type 2 diabetes, chronic obstructive pulmonary disease and cardiovascular disease [19–21], and the implications of ongoing COVID-19 symptoms on daily functioning [11], quality of life [8,22], cognitive impairment [23], and increased health risk [1,24], as well as socio-economic consequences such as ability to work [25,26], it is important to test whether relationships exist between recovery from COVID-19 and socio-demographic factors. In this study, our objective was to examine whether self-perceived recovery from COVID-19 was associated with: (1) measures of multiple social advantage and disadvantage derived on the basis of individuals’ positions within systems of social power and oppression [27]; and (2) individual socio-demographic factors (illustrated in our directed acyclic graph in Figure 1). Our study is motivated by previous work on the intersectionality

framework [28,29]. We hypothesised that recovery from COVID-19 is associated with exposure to multiple socio-demographic advantages and disadvantages, with individuals exposed to more forms of advantage more likely to recover and those exposed to more forms of disadvantage less likely to recover. We also hypothesised that any observed relationship between socio-demographic advantage and recovery would be mediated by differential susceptibility to more severe COVID-19 illness.

Methods

Data sources

Study participants were volunteers from the COVID Symptom Study Biobank (CSSB) and TwinsUK cohorts. Data collection timelines for both cohorts are visualised in Figure S1.

COVID Symptom Study Biobank cohort

CSSB participants were recruited via the COVID Symptom Study app from ZOE Ltd (CSS, later renamed ZOE Health Study) launched in the UK on March 24, 2020. All data were collected with informed consent obtained online. Via the CSS app, participants self-report demographic information, symptoms potentially suggestive of COVID-19 infection, any SARS-CoV-2 testing and results, and any vaccinations. CSS participants from across the UK were invited to join the CSSB by email in October to November 2020 and May to June 2021.

CSSB invitation targeted five groups with different statuses at the time of invitation as follows: asymptomatic COVID (positive SARS-CoV-2 test and no associated symptoms); “short COVID” (positive SARS-CoV-2 test and 1-13 days of symptoms); “long COVID” (positive SARS-CoV-2 test and ≥ 28 days’ symptoms); “long non-COVID” (negative SARS-CoV-2 test and ≥ 28 days’ symptoms); and “healthy non-COVID” (negative SARS-CoV-2 test and ≤ 3 days with ≤ 3 symptoms). Before invitation, individuals were matched based on minimum Euclidian distance for age, sex and body mass index (BMI) across groups. Due to this targeted approach designed to give five equally-sized, matched groups, cohort composition is not representative of population prevalence of COVID-19 and long COVID. Further background details of cohort are reported elsewhere [23,30].

CSSB participants were invited ($N = 8324$) to participate in the “COVID Reflections - Two Years On” online questionnaire in August, 2022. Questionnaire data was supplemented with data collected at time of registration with the CSS app, at consent to CSSB, from an earlier CSS app-based questionnaire on mental health in February, 2021, and in an earlier CSSB online questionnaire (“Effects of the Coronavirus Disease (COVID-19) pandemic on life in the UK”) in May, 2021. Variables described below were collected as part of the August, 2022 questionnaire unless otherwise

stated. The CSSB Volunteer Advisory Panel were consulted on the delivery of the August, 2022 questionnaire and gave recommendations on invitation and reminder strategies.

TwinsUK cohort

TwinsUK is a UK-based national registry of monozygotic and dizygotic twins, with over 15,000 twins registered since 1992 [31]. During the COVID-19 pandemic, TwinsUK participants were invited (N = 8869) to a series of “COVID-19 personal experience” (CoPE) questionnaires [32]. Responses for each round of the CoPE series were collected as follows: (#1) April-May, 2020, (#2) July-August, 2020, (#3) October-December, 2020, (#4) April-July, 2021, (#5) November, 2021 - February, 2022, and (#6) April-May, 2022. CSSB questionnaires were developed in part from CoPE questionnaires, leading to a high degree of overlap in the types of data collected. COVID-19 questionnaire data were supplemented with data collected as part of TwinsUK routine longitudinal questionnaires both before and during the COVID-19 pandemic.

Outcome: Self-perceived recovery

Self-perceived recovery following COVID-19 was measured with a single question in CSSB questionnaires and TwinsUK CoPE rounds #3, #4, #5 and #6: “Thinking about the last or only episode of COVID-19 you have had, have you now recovered and are back to normal?”, with the following response options: “Yes, I am back to normal”, “No, I still have some or all my symptoms”. All participants with self-reported COVID-19 were asked about their COVID-19 recovery, except in questionnaires that asked whether an infection was asymptomatic (CSSB August, 2022 and CoPE #3, #5), where asymptomatic individuals were not asked about recovery. CSSB analyses considered recovery status at the August, 2022 questionnaire only, while TwinsUK analyses took the latest available recovery status from CoPE #3 to #6 for each individual to maximise sample size. Questions relating to long COVID including self-perceived recovery were refined from feedback received by the TwinsUK Volunteer Advisory Panel and the Public Involvement Advisory Group of the “CONVALESCENCE” study of long COVID [33].

Socio-demographic, health, and COVID-19 illness characteristics

For CSSB participants, socio-demographic characteristics were measured or derived from self-report at registration to the CSS app, CSSB consent, or in the August, 2022 CSSB questionnaire. Health characteristics were measured or derived from self-report at registration to the CSS app, CSSB consent, in a February, 2021 CSS questionnaire, or in the May, 2021 or August, 2022 CSSB questionnaires. COVID-19 illness characteristics were measured or derived from self-report in the August, 2022 and May, 2021 CSSB questionnaires.

For TwinsUK participants, socio-demographic and health characteristics were measured or derived from self-report in COVID-19 or routine longitudinal questionnaires. COVID-19 illness characteristics were measured or derived from self-report in COVID-19 questionnaires.

Full details of data sources, question wording and processing prior to analysis are given in Supplementary Information Section 1 & 2.

Composite socio-demographic advantage and disadvantage variables

To investigate the effects of multiple pre-pandemic socio-demographic factors in combination upon recovery from COVID-19, composite variables were generated which counted the number of positions associated with social advantage and/or disadvantage. Individual variables used to generate the composites were selected after consideration of known systems of social power and existing structural social and health inequalities [34–38], as well as availability of data across both cohorts. Individual variables selected were sex, ethnic group, highest educational qualification, local area deprivation, and pre-pandemic employment status. For each individual variable, certain categories were assigned as indicators of socio-demographic ‘advantage’ or ‘disadvantage’ (Table 1).

Three measures were generated, grouping individuals according to the number of indicators of socio-demographic advantage (1), disadvantage (2), or the number of advantages minus the number of disadvantages (3). In sensitivity analyses testing the persistence of associations, sex was removed when generating the composite measures.

No weighting was applied when generating composite variables, effectively treating each advantage or disadvantage as equal. We chose not to weight on the basis of the results of the closest equivalent analysis to date [7,8], where logistic regression coefficients for models testing association between recovery were within approximately 50% of each other in magnitude for sex, ethnicity, and deprivation, while pre-pandemic employment status has not previously been tested.

Table 1. Choice of socio-demographic categories as indicators of socio-demographic advantage and disadvantage.

Socio-demographic variable	Category indicative of socio-demographic <i>advantage</i>	Category indicative of socio-demographic <i>disadvantage</i>
Sex	Male	Female
Ethnic group	White groups	Racially minoritised groups (Asian/Asian British groups, Black/Black British groups, Mixed/Multiple ethnic groups, Other ethnic groups)
Highest educational qualification	Postgraduate degree or higher	Less than University degree or equivalent
Local area deprivation	Index of Multiple Deprivation (IMD) Decile 8-10 (least deprived 30%)	IMD Decile 1-3 (most deprived 30%)
Pre-pandemic employment status	N/A (no category assigned as advantage)	Unemployed or not in work for medical reasons

Eligibility criteria

CSSB and TwinsUK analyses included all individuals with self-reported COVID-19. For all analyses, inclusion criteria were complete data on age, sex, ethnic group, area of residence, and completion of the COVID-19 recovery question (in the CSSB August, 2022, questionnaire or one or more of the TwinsUK CoPE #3 to #6 questionnaires) as the outcome of interest. Individuals who reported an asymptomatic SARS-CoV-2 infection, or whose longest symptom duration COVID-19 episode started less than 84 days before questionnaire completion, were excluded. A full sample selection flow diagram detailing exclusions is given in Figure S2.

Statistical analysis

Regression models & proposed causal pathways

We used multivariable logistic regression models to obtain estimates of effects of socio-demographic variables on the outcome of recovery following COVID-19, i.e., reporting “Yes, I am back to normal”.

Separate models were run for each exposure variable, including potential confounding variables as appropriate based on the hypothesised directed acyclic graph (DAG) (Figure 1), developed using DAGitty software: <http://www.dagitty.net/dags.html> (full DAGitty code is available openly on GitHub at https://github.com/nathan-cheetham/CSSBbiobank_COVIDRecovery) [39]. Models used the “HC3” estimator of coefficient standard errors to account for heteroskedasticity [40].

Primary analyses tested the effects of multiple pre-pandemic socio-demographic disadvantages and advantages on the COVID-19 recovery outcome. Mediation analyses tested the role of COVID-19 illness characteristics and pandemic experiences in mediating the effects of socio-demographic on COVID-19 recovery, with COVID-19 illness characteristics and pandemic experiences included in models as potential mediators in addition to potential confounders. Secondary analyses tested associations between the COVID-19 recovery outcome and individual pre-pandemic and current socio-demographics characteristics, pre-pandemic health characteristics, and COVID-19 illness characteristics. Models included potential confounding socio-demographic and health variables based on the hypothesised DAG. Sensitivity analysis tested associations between COVID-19 recovery and multiple socio-demographic advantages and disadvantages in CSSB samples stratified by sex and not considering sex in the composite measures.

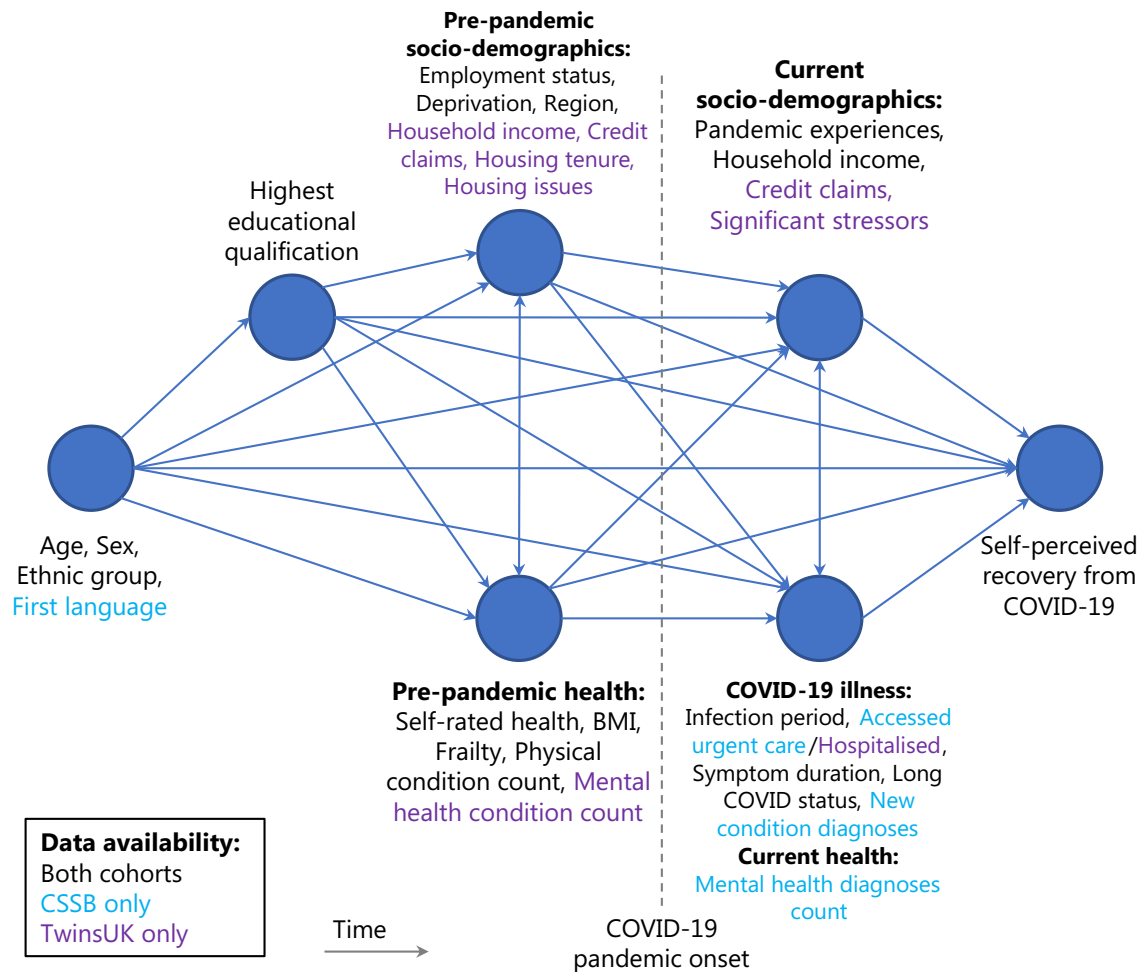


Figure 1. **Directed acyclic graph describing hypothesised causal pathways.** Proposed directed acyclic graph (DAG) used to generate minimal adjustment variable sets for models estimating the total causal effect of exposure variables on the outcome of self-perceived COVID-19 recovery. The DAG is structured approximately in order of data generation from left to right.

Generation of inverse participation weights

To reduce potential bias from differential response rates, models testing associations with COVID-19 recovery included inverse probability of questionnaire response weights, following methods used in previous CSSB studies [23]. Weights were generated from a multivariable logistic regression model predicting questionnaire response (AUC-ROC scores of 0.82 for CSSB and 0.88 for TwinsUK models). The CSSB model comprised the following variables: age group, sex, ethnic group, CSSB invitation round and recruitment group, number of physical health conditions (at registration with CSS app), PRISMA-7 scale score (at registration with CSS app) [41], region, local area deprivation, BMI, number of mental health conditions (from February, 2021 CSS questionnaire), average PHQ-4 scale mental health assessment score in prior CSSB studies [42], SARS-CoV-2 infection status and associated symptom duration from CSS app prospective logging (considering tests and symptoms up

to April 28, 2022 [free SARS-CoV-2 tests were no longer freely available in the UK after April 1, 2022]), and number of non-responses to prior CSSB studies (see [23] for additional details). The TwinsUK model predicted probability of participation in one or more of the CoPE #3 to #6 questionnaires, and comprised the following variables: age group, sex, ethnic group, region, local area deprivation, highest educational qualification, number of non-responses to prior questionnaires, and latest available pre-pandemic data for: household income, BMI, PRISMA-7 score, number of physical health conditions, number of mental health conditions.

Software

Analyses were performed using python v3.8.8 and packages: numpy v1.20.1, pandas v1.2.4, statsmodels v0.12.2, scipy v1.6.2, scikit-learn v0.24.1, matplotlib v3.3.4, seaborn v0.11.1.

Role of the funding source

The funders of the study had no role in the design of the study, data collection, data analysis, interpretation or writing of the report. All authors had full access to all data within the study. The corresponding authors had final responsibility for the decision to submit for publication.

Results

Sample characteristics

Data from 2,548 CSSB participants (of 3,731 questionnaire respondents) and 1,334 TwinsUK participants (of 5,466 questionnaire respondents) with one or more self-reported COVID-19 illnesses were analysed (sample selection shown in Figure S2).

Across both cohorts, median age group was 50-60 years old, most individuals were female sex, identified as white ethnic groups, lived in less deprived areas, and were employed immediately before the COVID-19 pandemic (Table 2). Educational qualification levels among CSSB participants were high in comparison to TwinsUK and the general UK population. General health was self-rated prior to the COVID-19 pandemic as “excellent” or “very good” by just over half in both cohorts (CSSB: 56%, TwinsUK: 58%, from extended sample characteristics, Table S1 and Table S2).

Self-perceived COVID-19 recovery rates were 69% and 81% in CSSB & TwinsUK respectively, likely reflecting targeted recruitment of individuals with long COVID in CSSB. Work and Social Adjustment Scale collected for CSSB participants showed high levels of impairment of daily functioning among those who had not recovered from COVID-19 and who self-identified as having or had been diagnosed with long COVID (Figure S3). A larger proportion of COVID-19 cases were confirmed by self-reported positive antibody or antigen tests (versus suspected or based on medical advice) in CSSB vs. TwinsUK (CSSB: 87%, TwinsUK: 71%). At the time of reporting COVID-19 recovery status, most individuals were over a year, and a large proportion over two years, since the start of their COVID-19 infection (in CSSB: median: 687 days [IQR: 260, 898]; in TwinsUK: median: 411 days [IQR: 146, 755]). Just over half of COVID-19 cases dated from before the UK vaccination program commencing in December 2020 (CSSB: 52%, TwinsUK: 51%).

In composite measures of socio-demographic advantage and disadvantage, CSSB participants had proportionally more advantage and less disadvantage than TwinsUK participants.

A small number of CSSB participants were also members of TwinsUK (34 of 2,548, 1.3%), but it was not possible to determine whether these individuals were part of the TwinsUK analysis sample.

Table 2. **Sample characteristics.** Group size and COVID-19 recovery rate among those with self-reported COVID-19 in CSSB and TwinsUK cohorts.

Variable	Category	CSSB		TwinsUK	
		Group size, N (%)	COVID-19 recovery (%)	Group size, N (%)	COVID-19 recovery (%)
	TOTAL	2548		1334	
COVID-19 recovery status	Recovered	1748 (68.6%)	68.6%	1078 (80.8%)	80.8%
	Not recovered	800 (31.4%)		256 (19.2%)	
Age (years)	Median (IQR)	58 (51-65)		56 (44-66)	
Age group (years)	18-39	155 (6.1%)	71.6%	266 (19.9%)	88.3%
	40-49	386 (15.1%)	63.5%	195 (14.6%)	79.0%
	50-59 (reference)	850 (33.4%)	65.4%	338 (25.3%)	78.1%
	60-69	873 (34.3%)	71.1%	294 (22.0%)	79.3%
	≥ 70	284 (11.1%)	75.7%	241 (18.1%)	79.7%
Sex	Female (reference)	2077 (81.5%)	67.6%	1153 (86.4%)	79.7%
	Male	471 (18.5%)	72.8%	181 (13.6%)	87.8%
Ethnic group	Racially minoritised groups	72 (2.8%)	58.3%	52 (3.9%)	73.1%
	White groups (reference)	2476 (97.2%)	68.9%	1282 (96.1%)	81.1%
Highest educational qualification	Prefer not to answer/Not stated/Unknown	102 (4.0%)	56.9%	53 (4.0%)	66.0%
	Less than University degree or equivalent	701 (27.5%)	64.8%	680 (51.0%)	78.4%
	University degree (reference)	874 (34.3%)	70.8%	386 (28.9%)	84.5%
	Postgraduate degree or higher	871 (34.2%)	70.8%	215 (16.1%)	85.6%
Pre-pandemic employment status	Employed (reference)	1360 (53.4%)	66.0%	689 (51.6%)	82.3%
	Self-employed	294 (11.5%)	68.7%	119 (8.9%)	80.7%
	Unemployed	11 (0.4%)	63.6%	9 (0.7%)	100.0%
	Permanently or long-term sick or disabled	32 (1.3%)	53.1%	18 (1.3%)	44.4%
	Retired	568 (22.3%)	76.4%	279 (20.9%)	80.3%
	Other	216 (8.5%)	68.5%	124 (9.3%)	77.4%
	Unknown	67 (2.6%)	62.7%	96 (7.2%)	81.2%
Local area deprivation	IMD Decile 1-3 (most deprived 30%)	299 (11.7%)	62.2%	178 (13.3%)	78.7%
	IMD Decile 4-7 (reference)	999 (39.2%)	67.1%	533 (40.0%)	81.1%
	IMD Decile 8-10 (least deprived 30%)	1250 (49.1%)	71.4%	623 (46.7%)	81.2%
Region	East Midlands	151 (5.9%)	60.3%	69 (5.2%)	72.5%
	East of England	275 (10.8%)	68.4%	174 (13.0%)	83.9%

	London (reference)	475 (18.6%)	71.2%	266 (19.9%)	83.1%
	North East	78 (3.1%)	69.2%	32 (2.4%)	78.1%
	North West	274 (10.8%)	65.0%	93 (7.0%)	86.0%
	Scotland & Northern Ireland	119 (4.7%)	63.0%	45 (3.4%)	73.3%
	South East	483 (19.0%)	72.0%	310 (23.2%)	80.0%
	South West	253 (9.9%)	71.1%	142 (10.6%)	81.0%
	Wales	115 (4.5%)	63.5%	47 (3.5%)	70.2%
	West Midlands	158 (6.2%)	71.5%	79 (5.9%)	82.3%
	Yorkshire and The Humber	167 (6.6%)	65.9%	77 (5.8%)	80.5%
Number of disadvantage indicators (of 5)	0	299 (11.7%)	76.3%	81 (6.1%)	90.1%
	1 (reference)	1436 (56.4%)	69.6%	514 (38.5%)	82.7%
	2	689 (27.0%)	65.9%	620 (46.5%)	79.7%
	≥ 3	124 (4.9%)	54.0%	119 (8.9%)	72.3%
Number of advantage indicators (of 4)	0	15 (0.6%)	53.3%	39 (2.9%)	82.1%
	1	739 (29.0%)	63.6%	518 (38.8%)	78.8%
	2 (reference)	1145 (44.9%)	69.4%	592 (44.4%)	79.9%
	3 (CSSB) / ≥ 3 (TwinsUK)	557 (21.9%)	72.2%	185 (13.9%)	89.2%
	4 (CSSB only)	92 (3.6%)	79.3%		
Number of advantages – number of disadvantages	≤ -3	12 (0.5%)	58.3%	30 (2.2%)	76.7%
	-2	115 (4.5%)	52.2%	98 (7.3%)	73.5%
	-1	316 (12.4%)	62.7%	298 (22.3%)	78.9%
	0	681 (26.7%)	69.2%	448 (33.6%)	80.4%
	+1 (reference)	717 (28.1%)	68.8%	257 (19.3%)	80.5%
	2	471 (18.5%)	71.3%	141 (10.6%)	88.7%
	3 (CSSB) / ≥ 3 (TwinsUK)	144 (5.7%)	76.4%	62 (4.6%)	90.3%
	4 (CSSB only)	92 (3.6%)	79.3%		

Association between recovery and number of pre-pandemic social advantages or disadvantages

Associations were observed between recovery from COVID-19 and composite variables measuring socio-demographic advantage and disadvantage in both CSSB and TwinsUK cohorts (Figure 2, tabulated in Table S3) Individuals with a higher number of indicators of social disadvantage were less likely to recover (CSSB: OR = 0.74, 95% CI: 0.62-0.88, TwinsUK: OR = 0.79, 95% CI: 0.64-0.98 per indicator of disadvantage [of 5]), while individuals with more social advantage were more likely to recover (CSSB: OR = 1.26, 95% CI: 1.08-1.47, TwinsUK: OR = 1.36, 95% CI: 1.09-1.70 per indicator of advantage [of 4]). Inverse probability weights were used to adjust for response bias, and models adjusted for pre-pandemic health factors, which themselves were tested as exposures in secondary analyses (Figure S4). Models treating composite variables as categorical revealed the cumulative effect of multiple advantage or disadvantage to be approximately linear, in line with strong trends in crude recovery rates, which varied between approximately 52% to 80% with increasing advantage in CSSB and between 72% and 90% in TwinsUK (Figure S5). Associations persisted in models that included COVID-19 illness characteristics as potential mediators, which were themselves found to be strongly associated with recovery (Figure S6), with only weak, partial mediation with the addition of retrospectively reported symptom duration. Associations were also found in both males and females in sensitivity analyses where the CSSB sample was stratified by sex and sex was not included in the composite variables (Figure S7).

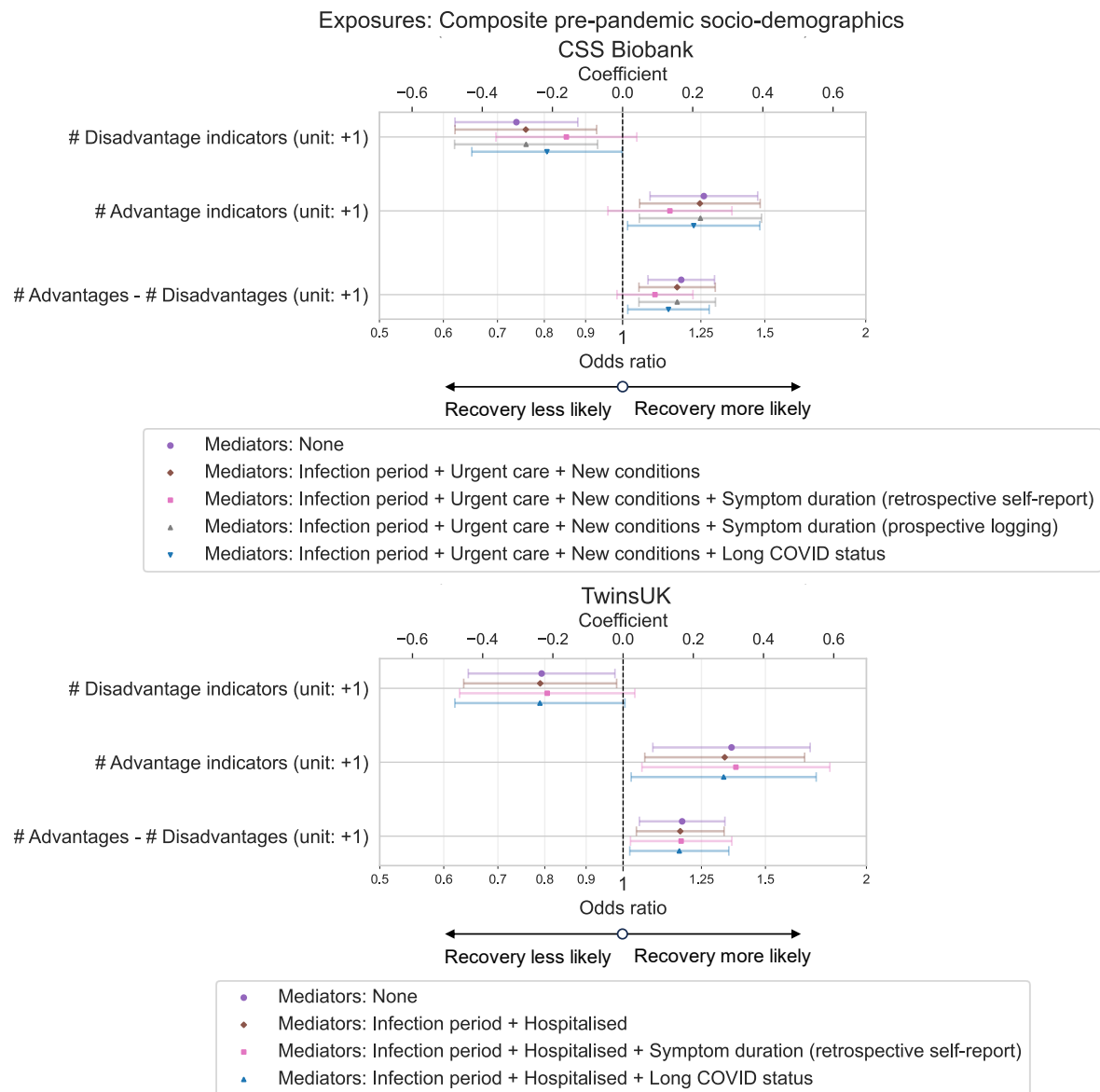


Figure 2. Associations between pre-pandemic indicators of socio-demographic advantage and/or disadvantage and recovery from COVID-19 in CSS Biobank and TwinsUK cohorts. Odds ratio and 95% confidence intervals from logistic regression models testing association between recovery from COVID-19 and composite measures of pre-pandemic of social advantage and disadvantage, among individuals with self-reported COVID-19 infection. Composite indicators were generated from sex, ethnic group, highest educational qualification, local area deprivation and pre-pandemic employment status. Results are shown for models including various COVID-19 illness characteristics as potential mediating factors. Models for both cohorts adjusted for age group, region, pre-pandemic self-rated general health, BMI, frailty and number of physical health conditions. TwinsUK models additionally adjusted for number of mental health conditions. Models weighted for inverse probability of participation.

Effects of pre-pandemic socio-demographics

Associations with recovery were stronger for composite variables of socio-demographic advantage and/or disadvantage in comparison to the individual socio-demographics used to create composites (Figure 3). Individual socio-demographic associations (in terms of effect size and confidence levels) consistent across both cohorts were: lower likelihood of recovery for individuals with less than a university degree level qualification vs. degree level (CSSB: OR = 0.54, 95% CI: 0.39-0.76, TwinsUK: OR = 0.69, 95% CI: 0.48-1.01), individuals living in East Midlands region vs. London (CSSB: OR = 0.35, 95% CI: 0.19-0.65, TwinsUK: OR = 0.46, 95% CI: 0.22-0.98). Consistent direction of effect across cohorts were also seen for sex, ethnic group, and local area deprivation, but with 95% confidence intervals crossing the null in one or both cohorts. In CSSB we observed increased odds of recovery in individuals aged over 70 years; this was not observed in TwinsUK.

Additional variables unique to CSSB and TwinsUK cohorts showed further associations (Figure S8, Table S1, Table S2), with higher likelihood of recovery for CSSB participants with first languages other than English (for whom, 81% were Western European languages), and lower likelihood of recovery for TwinsUK participants living in homes with damp, mould or vermin at the start of the pandemic.

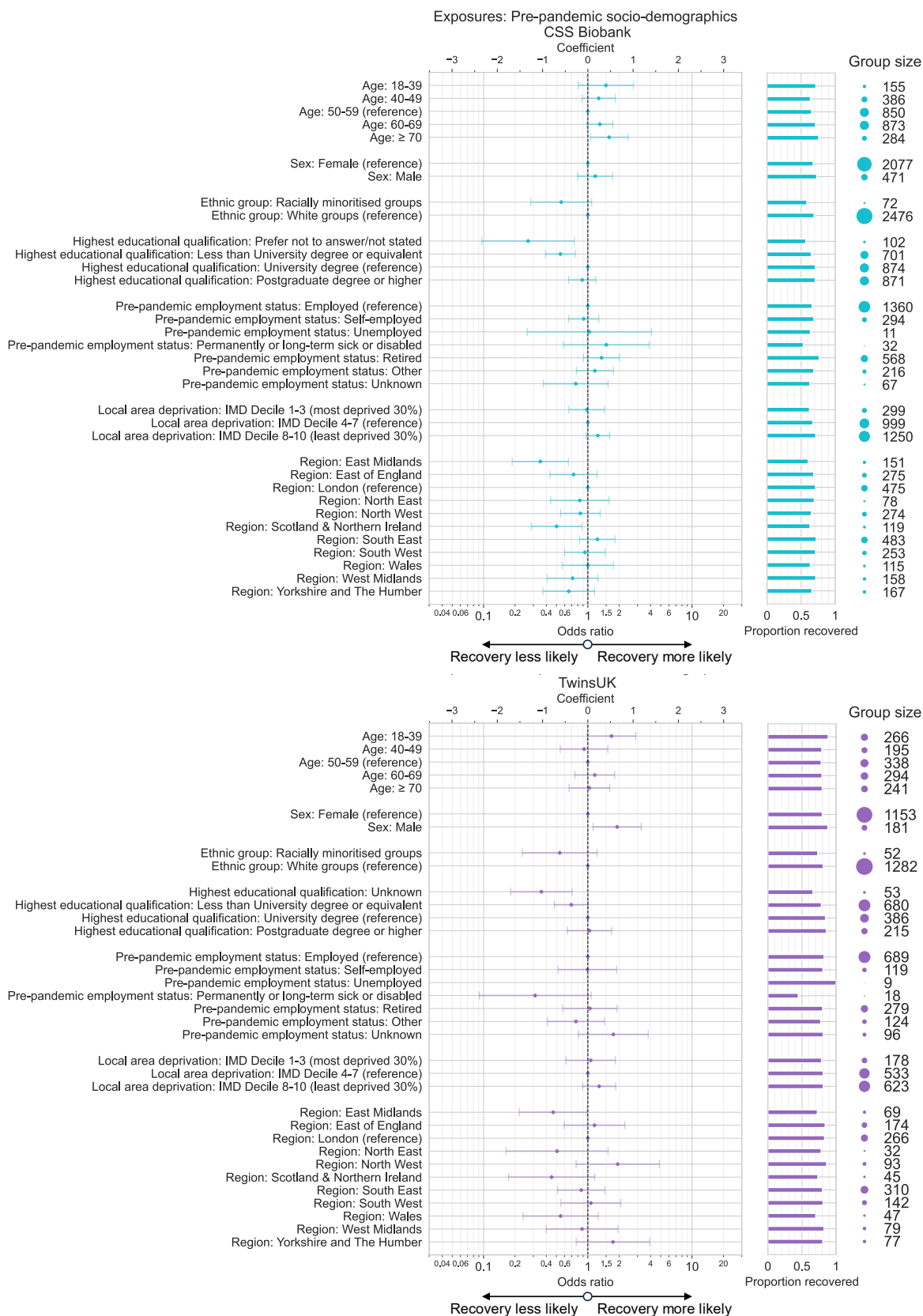


Figure 3. Associations between pre-pandemic socio-demographics and recovery from COVID-19 in CSS Biobank and TwinsUK cohorts. Odds ratio and 95% confidence intervals from logistic regression models testing association between recovery from COVID-19 and various pre-pandemic socio-demographic exposure

variables, among individuals with self-reported COVID-19 infection. Results for each exposure variable originate from distinct models, including age, sex, ethnic group, education, pre-pandemic health characteristics and other pre-pandemic socio-demographic factors as potential confounding factors. Models weighted for inverse probability of participation.

Associations with socio-demographics during the pandemic

Further associations were observed for socio-demographic factors reflecting status or experiences during the pandemic related to housing, employment, finances, access to health & social care and personal life (Figure 4, Table S1, Table S2). For such factors, directionality of causation was ambiguous due to unknown temporality of COVID-19 illness relative to reported experiences.

Associations (in terms of effect size and confidence levels) consistent across both cohorts were: lower likelihood of recovery for individuals who lost their job or were unable to work (CSSB: OR = 0.44, 95% CI: 0.31-0.62, TwinsUK: OR = 0.52, 95% CI: 0.31-0.87), were unable to afford food or bills (CSSB: OR = 0.51, 95% CI: 0.28-0.91, TwinsUK: OR = 0.40, 95% CI: 0.24-0.65), experienced 3 or more types of health & social care access issues (from access to medication, community health services, community social care services, in/outpatient services, or mental health services) (CSSB: OR = 0.30, 95% CI: 0.16-0.54, TwinsUK: OR = 0.40, 95% CI: 0.21-0.76), lost somebody close due to COVID-19 (CSSB: OR = 0.55, 95% CI: 0.39-0.79, TwinsUK: OR = 0.66, 95% CI: 0.43-1.01). A composite variable counting the overall number of negative experiences showed stronger associations than the individual experiences. Current employment status of permanently or long term sick or disabled vs. employed was associated with lower likelihood of recovery vs. employed in both cohorts. A trend of increasing likelihood of recovery with increasing current household income observed in CSSB was not seen in TwinsUK.

Additional variables unique to TwinsUK cohorts showed further associations (Figure S8), with lower likelihood of recovery for TwinsUK participants who experienced significant stress in the early months of the pandemic, or made new claims for government credit/benefits.




Figure 4. Associations between socio-demographics collected during the COVID-19 pandemic and recovery from COVID-19 in CSS Biobank and TwinsUK cohorts. Odds ratio and 95% confidence intervals from logistic regression models testing association between recovery from COVID-19 and various pre-pandemic socio-demographic exposure variables, among individuals with self-reported COVID-19 infection. Results for each exposure variable originate from distinct models, including age, sex, ethnic group, education, pre-pandemic socio-demographic factors and pre-pandemic health characteristics as potential confounding factors. Models weighted for inverse probability of participation.

Do pandemic experiences explain the social disparity in recovery?

Finally, we tested whether social disparities in recovery following COVID-19 (Figure 2) were mediated by differences in adverse employment, financial, health & social care access, and personal experiences during the COVID-19 pandemic, which were themselves found to be strongly associated with recovery (Figure 4). We found partial weak mediation by adverse experiences in both cohorts (Figure 5). Individual adverse experiences showed marginal and inconsistent changes in effect sizes, with the largest moderation of effect size seen in both cohorts for the overall count of adverse experiences across all domains. However, these experiences did not fully explain the observed social disparity in recovery.

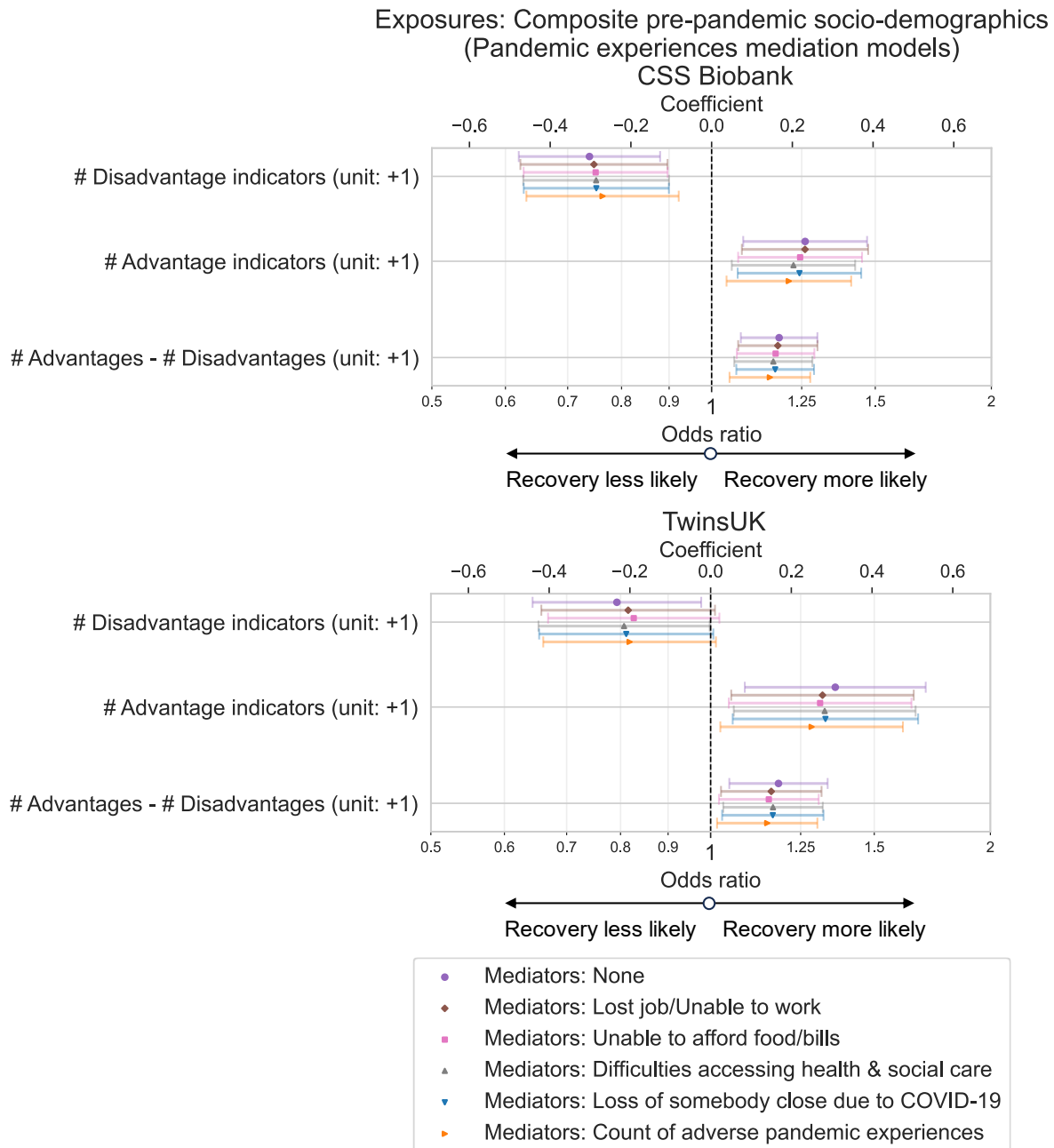


Figure 5. Testing mediation of social gradients in recovery from COVID-19 by adverse pandemic experiences in CSS Biobank and TwinsUK cohorts. Odds ratio and 95% confidence intervals from logistic regression models testing association between recovery from COVID-19 and composite measures of pre-pandemic of social advantage and disadvantage, among individuals with self-reported COVID-19 infection. Composite indicators were generated from sex, ethnic group, highest educational qualification, local area deprivation and pre-pandemic employment status. Results are shown for models including various adverse pandemic experiences as potential mediating factors. Models for both cohorts adjusted for age group, region, pre-pandemic self-rated general health, BMI, frailty and number of physical health conditions. TwinsUK models additionally adjusted for number of mental health conditions. Models weighted for inverse probability of participation.

Discussion

Key points

We found strong relationships between recovery from COVID-19 and measures of socio-demographic advantage and disadvantage in two different UK longitudinal population studies, COVID Symptom Study Biobank (CSSB) and TwinsUK. Holding multiple advantageous statuses/positions (based on existing systems of power) across sex, ethnic group, education, local deprivation and pre-pandemic employment status led to a higher likelihood of reporting full recovery from COVID-19, in models that accounted for age, region of residence and pre-pandemic health factors (Figure 2). In contrast, multiple disadvantages prior to the pandemic were associated with a lower likelihood of recovery and higher rates of ongoing symptoms, on average more than a year since infection. Composite socio-demographic variables were stronger predictors of COVID-19 recovery than the individual socio-demographic variables from which they were generated, showing the importance of considering social determinants in combination rather than in isolation.

Social gradients in recovery rate were not explained by differences in the timing and severity of COVID-19 illness along socio-demographic lines, with evidence of weak partial mediation only, and associations were seen in both female and male sex in sex-stratified models (Figure S7). Non-recovery was also associated with living in housing with mould, damp or vermin issues at the start of the pandemic, as well as adverse employment, financial, health & social care access, and personal relationship experiences during the pandemic. We again found that social gradients in recovery were not fully explained by differences in these experiences along socio-demographic lines, with evidence of weak partial mediation only.

Interpretation

With associations not explained by extensive adjustment for pre-existing health, and not explained by difference in COVID-19 illness factors or adverse experiences during the pandemic, our results raise the question: how does our observed social inequality in recovery from COVID-19 operate?

The observed inequality could be theorised as a consequence of structural differences in opportunity and value assigned to certain groups [27], and/or in terms of differences between groups in social, cultural and economic capital [43]. Differences in such resources and experiences may affect recovery through the many pathways identified in biopsychosocial models linking socioeconomic status and health more generally [44]. Although we found that adverse pandemic experiences did not fully mediate disparities in COVID-19 recovery, previous reports have found associations between long COVID and (in)adequate income, sickness-related absence from work and economic (in)activity

[11,45]. These reports illustrate how ongoing symptoms following COVID-19 may feed into pre-existing negative cycles between low economic capital/poverty and ill health [46].

We note strong associations between non-recovery and experiences of being unable to access health & social care, which in principle should be freely available to all within the UK National Health Service. This is consistent with reports finding that health care for COVID-19 has been most accessible for the most structurally advantaged. Gendered and racialised health care experiences were described by individuals living with long COVID in Bradford, UK [47], while higher rates of long COVID coding in electronic healthcare records have been found for white ethnic groups and those living in less deprived areas (in conflict with prevalence estimates) [48,49]. Other pathways/mechanisms that could be explored in further work include: access to social support networks; inequalities in resources, conditions or responsibilities that affect recuperation as previously identified [50–52]; and biological stressors such as adverse experiences, including sexism and racism [53–55]. Additionally, unmeasured biological confounding such as genetic differences may go further towards explaining the observed social gradient. Equally, there may be more complex interactions between COVID-19 illness and pre-pandemic health than our models accounted for.

To put our results into context, socio-demographic factors including income, isolation, social support, race/ethnicity, education and local area deprivation have also been found to be social determinants of recovery from mental illness [56,57], poor general physical health [58], and following hospitalisation in critical care [59]. Such results suggest that social factors likely play a significant role in recovery from illness in general, not only in the case of COVID-19.

Limitations

We note the limitations in our study. CSSB cohort recruitment was conditioned on the use of a smartphone app, in addition to self-reported SARS-CoV-2 infection status and COVID-19 symptom duration. However comparable associations were found in TwinsUK, where participation was not conditioned upon COVID-19 illness. Compared to the general United Kingdom population, both TwinsUK and CSSB cohorts are overrepresented by white ethnic groups, female sex and those living in more affluent areas. Both cohorts also rely on voluntary participation. As such, there is potential for collider bias to operate [60], which we attempted to address by using inverse probability weighting in models.

Analysis of certain groups known to be subject to structural social disadvantage was not possible due to absence of data or limited by sample size, such as for distinct racially minoritised ethnic groups that were undesirably aggregated into a single group. For the same reasons, we did not test for intersectional effects (smaller/larger than individual additive effects) as in other reports [61–63], and generated *non-specific* measures of the *overall number* of indicators of social disadvantage and/or advantage. In these measures, each indicator was treated as having equal weight, despite differences

in group size and strength of associations observed when tested individually. The choice of socio-demographic variables and indicators of social (dis)advantage in our intersectional analyses were subjective and some were UK-specific metrics, although based on known systems of power and social inequalities in health. Variable choice was also limited by pre-pandemic data available across CSSB and TwinsUK cohorts, although associations were found to be robust to modifications in sensitivity analyses.

Summary

In summary, our analyses suggest a striking social health gradient in self-perceived recovery from ongoing symptoms following COVID-19 infection, which correlates strongly with functional impairment. COVID-19 may be a model illness for demonstrating social inequalities in recovery more generally. In turn, disparities in recovery may accumulate and contribute substantially to broader social inequalities in health. Targeted support for individuals during recovery periods from acute illness may help to address inequalities, informed by further investigation of the biopsychosocial mechanisms that underly social inequalities in recovery following COVID-19 as well as other illnesses.

Contributors

Following CRediT framework: <https://www.elsevier.com/authors/policies-and-guidelines/credit-author-statement>.

Conceptualisation: NJC, CJS, with contribution from all authors

Funding acquisition: CJS, ELD

Project administration: VB, MPG, CJS

Methodology: NJC, CJS

Formal analysis: NJC

Investigation: VB, NJC

Visualisation: NJC

Data curation: VB, LSC, NJC, EK, BM, CHS

Writing – original draft: NJC, CJS, JDC, RCEB, VB, MPG

Writing – review and editing: All authors

Declaration of interests

From completed ICMJE disclosure forms attached:

NJC is supported by NIHR via their institution. MPG is supported by UKRI and NIHR via their institution, is chair of the TwinsUK Volunteer Advisory Board, and declares accommodation and registration fees paid for by conference organisers for International Society for Twin Studies (ISTS); Twins Congress 2023. JDC is supported by NIHR via their institution. AG is supported by a UKRI Future Leaders Fellowship. EJT is supported by NIHR via their institution, and project grants from NIHR and EU Hospital Association. CHS is supported by Alzheimer's Society via their institution, is Scientific Advisor to and stock holder in BrainKey. EM is supported by NIHR and MRC via their institution. MA is supported by NIHR via their institution. RSP was supported by an NIHR Academic Clinical Fellowship and is currently supported by a Wellcome Trust Personal PhD fellowship grant. NRH is supported by NIHR via their institution. LSC is supported by Wellcome Trust. BM is supported by NIHR via their institution. EK is supported by Wellcome EPSRC Centre for Medical Engineering via their institution. ELD was supported by Chronic Disease Research Foundation via their institution. CJS is supported by UKRI and NIHR via their institution, and previously consulted for ZOE Ltd. All other authors have nothing to declare.

Data sharing

For the purposes of open access, the author has applied a Creative Commons Attribution (CC BY) licence to any Accepted Author Manuscript version arising from this submission.

Access to data in the CSS Biobank is available to bona fide health researchers on application to the CSS Biobank Management Group. Further details are available online at <https://cssbiobank.com/information-for-researchers> including application forms and contact information. Analysis code used in this study is available openly on GitHub at https://github.com/nathan-cheetham/CSSBiobank_COVIDRecovery. Anonymised COVID Symptom Study data are available to researchers to be shared with researchers according to their protocols in the public interest through Health Data Research UK (HDRUK) and Secure Anonymised Information Linkage consortium, housed in the UK Secure Research Platform (Swansea, UK) at <https://web.www.healthdatagateway.org/dataset/fddcb382-3051-4394-8436-b92295f14259>.

Ethics statement

Yorkshire & Humber NHS Research Ethics Committee gave ethical approval for the COVID Symptom Study Biobank, Ref: 20/YH/0298.

All waves of TwinsUK have received ethical approval associated with TwinsUK Biobank (19/NW/0187), TwinsUK (EC04/015) or Healthy Ageing Twin Study (H.A.T.S) (07/H0802/84) studies from HRA/NHS Research Ethics Committees.

Acknowledgements

We thank COVID Symptom Study Biobank participants, in particular those who participated in various studies while experiencing ongoing symptoms. We are grateful to the CSS Biobank Volunteer Advisory Panel for their input on the development of the biobank, and feedback on the design of this study and its significance for patients and the wider public.

We are grateful to staff at Zoe Ltd (including Christina Hu and Joan Capdevila Pujol) for their work on the CSS app, for enabling recruitment to the CSS Biobank and sharing and maintaining CSS data. We are grateful to data and program team staff at TwinsUK (including Andrew Anastasiou, Genevieve Lachance, Darioush Yarand) for work on CSSB recruitment, setup and data management. We thank Katie Doores, Michael Malim, Carl Graham, Jeffrey Seow, Sam Acors, and Neo Kouphou for antibody testing of participant blood samples.

The CSS Biobank is supported by the Chronic Disease Research Foundation. TwinsUK is funded by the Medical Research Council (MRC), Wellcome LEAP, Wellcome Trust, Engineering & Physical Sciences Research Council, Biotechnology and Biological Sciences Research Council, Versus Arthritis, European Commission, Chronic Disease Research Foundation (CDRF), Zoe Ltd, the National Institute for Health and Care Research (NIHR) Clinical Research Network (CRN) and Biomedical Research Centre based at Guy's and St Thomas' NHS Foundation Trust in partnership with King's College London.

NJC, EJT, CJS and JDC were supported by the NIHR CONVALESCENCE grant [COV-LT-0009]. RSP is a fellow on the Multimorbidity Doctoral Training Programme for Health Professionals, which is supported by the Wellcome Trust [223499/Z/21/Z]. EM was supported by MRC [MR/R016372/1] and NIHR [NIHR134293]. LSC is supported by Wellcome Trust grant [215010/Z/18/Z].

Authors affiliated with King's College London are also supported by the Wellcome Trust / Engineering and Physical Sciences Research Council Centre for Medical Engineering at King's College London (KCL, [203148/Z/16/Z]) and the UK Department of Health via the NIHR comprehensive Biomedical Research Centre award to Guy's & St Thomas' NHS Foundation Trust (GSTT) in partnership with KCL and King's College Hospital NHS Foundation Trust. ZOE Ltd provided in-kind support for all aspects of building, running and supporting the COVID Symptom Study app and service to all users worldwide.

The COVID Symptom Study Biobank Consortium

Michela Antonelli¹, Vicky Bowyer², Julia Brown^{2,3}, Liane Canas¹, Joan Capdevila Pujol⁴, Nathan Cheetham², Lynn Cherkas², Jie Deng¹, Katie Doores⁵, Emma Duncan^{2,6}, Maria Paz Garcia², Alexander Hammers^{1,7}, Deborah Hart², Nicholas Harvey², Adrian Hopper⁸, Christina Hu⁴, Eric Kerfoot¹, Michael Malim⁵, Marc Modat¹, Erika Molteni¹, Benjamin Murray¹, Ayrun Nessa², Sebastien Ourselin¹, Tim Spector², Claire Steves^{2,9}, Carole Sudre^{1,10,11}, Samuel Wadge², Jonathan Wolf⁴

1 School of Biomedical Engineering & Imaging Sciences, King's College London, London, United Kingdom.

2 Department of Twin Research and Genetic Epidemiology, King's College London, London, United Kingdom.

3 Medical Student, James Cook University, Australia.

4 Zoe Ltd, 164 Westminster Bridge Road, London, United Kingdom.

5 Department of Infectious Diseases, King's College London, London, United Kingdom.

6 Department of Endocrinology, Guy's and St Thomas' NHS Foundation trust, London, United Kingdom.

7 King's College London & Guy's and St Thomas' PET Centre, King's College London, London, United Kingdom.

8 Guy's and St Thomas' NHS Foundation trust, London, United Kingdom.

9 Department of Ageing and Health, Guy's and St Thomas' NHS Foundation trust, London, United Kingdom.

10 MRC Unit for Lifelong Health and Ageing, Department of Population Science and Experimental Medicine, University College London, London, United Kingdom.

11 Centre for Medical Image Computing, Department of Computer Science, University College London, London, United Kingdom.

References

- 1 Davis HE, McCorkell L, Vogel JM, *et al.* Long COVID: major findings, mechanisms and recommendations. *Nature Reviews Microbiology* 2023;:1–14. doi:10.1038/s41579-022-00846-2
- 2 Munblit D, O’Hara ME, Akrami A, *et al.* Long COVID: aiming for a consensus. *The Lancet Respiratory Medicine* 2022;10:632–4. doi:10.1016/S2213-2600(22)00135-7
- 3 WHO. Post COVID-19 condition (Long COVID). <https://www.who.int/europe/news-room/fact-sheets/item/post-covid-19-condition> (accessed 5 Jan 2023).
- 4 Overview | COVID-19 rapid guideline: managing the long-term effects of COVID-19 | Guidance | NICE. <https://www.nice.org.uk/guidance/ng188> (accessed 10 Oct 2022).
- 5 CDC. Post-COVID Conditions: Information for Healthcare Providers. <https://www.cdc.gov/coronavirus/2019-ncov/hcp/clinical-care/post-covid-conditions.html> (accessed 1 Mar 2023).
- 6 Tran V-T, Porcher R, Pane I, *et al.* Course of post COVID-19 disease symptoms over time in the ComPaRe long COVID prospective e-cohort. *Nature Communications* 2022;13:1812. doi:10.1038/s41467-022-29513-z
- 7 Hastie CE, Lowe DJ, McAuley A, *et al.* Outcomes among confirmed cases and a matched comparison group in the Long-COVID in Scotland study. *Nature Communications* 2022;13:5663. doi:10.1038/s41467-022-33415-5
- 8 Evans RA, Leavy OC, Richardson M, *et al.* Clinical characteristics with inflammation profiling of long COVID and association with 1-year recovery following hospitalisation in the UK: a prospective observational study. *The Lancet Respiratory Medicine* 2022;10:761–75. doi:10.1016/S2213-2600(22)00127-8
- 9 Evans RA, McAuley H, Harrison EM, *et al.* Physical, cognitive, and mental health impacts of COVID-19 after hospitalisation (PHOSP-COVID): a UK multicentre, prospective cohort study. *The Lancet Respiratory Medicine* 2021;9:1275–87. doi:10.1016/S2213-2600(21)00383-0/ATTACHMENT/EC2562F1-0A0D-4F99-8E17-637EC38A98F3/MMC2.PDF
- 10 Babicki M, Kołat D, Kapusta J, *et al.* Prevalence and assessment of risk factors among Polish adults with post-COVID syndrome: 12-month follow-up study. *Polish Archives of Internal Medicine* Published Online First: 19 June 2023. doi:10.20452/pamw.16512
- 11 ONS. Prevalence of ongoing symptoms following coronavirus (COVID-19) infection in the UK: 30 March 2023 - Office for National Statistics. 2023. <https://www.ons.gov.uk/peoplepopulationandcommunity/healthandsocialcare/conditionsanddiseases/bulletins/prevalenceofongoingsymptomsfollowingcoronaviruscovid19infectionintheuk/30march2023> (accessed 25 Apr 2023).
- 12 Mateu L, Tebe C, Loste C, *et al.* Determinants of the onset and prognosis of the post-COVID-19 condition: a 2-year prospective observational cohort study. *The Lancet Regional Health - Europe* 2023;33:100724. doi:10.1016/J.LANEPE.2023.100724
- 13 Perlis RH, Santillana M, Ognyanova K, *et al.* Correlates of symptomatic remission among individuals with post-COVID-19 condition. *medRxiv* 2023;:2023.01.31.23285246. doi:10.1101/2023.01.31.23285246
- 14 Wynberg E, Van Willigen HDG, Dijkstra M, *et al.* Evolution of Coronavirus Disease 2019 (COVID-19) Symptoms During the First 12 Months After Illness Onset. *Clinical Infectious Diseases* 2022;75:e482–90. doi:10.1093/CID/CIAB759
- 15 Augustin M, Schommers P, Stecher M, *et al.* Post-COVID syndrome in non-hospitalised

- patients with COVID-19: a longitudinal prospective cohort study. *The Lancet Regional Health - Europe* 2021;**6**:1–8. doi:10.1016/j.lanepe.2021.100122
- 16 Bahmer T, Borzikowsky C, Lieb W, *et al.* Severity, predictors and clinical correlates of post-COVID syndrome (PCS) in Germany: A prospective, multi-centre, population-based cohort study. *eClinicalMedicine* 2022;**51**:101549. doi:10.1016/j.eclinm.2022.101549
- 17 Whitaker M, Elliott J, Chadeau-Hyam M, *et al.* Persistent COVID-19 symptoms in a community study of 606,434 people in England. *Nature Communications* 2022;**13**:1957. doi:10.1038/s41467-022-29521-z
- 18 Hossain MM, Das J, Rahman F, *et al.* Living with “long COVID”: A systematic review and meta-synthesis of qualitative evidence. *PLOS ONE* 2023;**18**:e0281884. doi:10.1371/journal.pone.0281884
- 19 Hill-Briggs F, Adler NE, Berkowitz SA, *et al.* Social determinants of health and diabetes: A scientific review. *Diabetes Care* 2021;**44**:258–79. doi:10.2337/dci20-0053
- 20 Powell-Wiley TM, Baumer Y, Baah FO, *et al.* Social Determinants of Cardiovascular Disease. *Circulation Research* 2022;**130**:782–99. doi:10.1161/CIRCRESAHA.121.319811
- 21 Prescott E, Vestbo J. Socioeconomic status and chronic obstructive pulmonary disease. *Thorax* 1999;**54**:737–41. doi:10.1136/thx.54.8.737
- 22 Demko ZO, Yu T, Mullapudi SK, *et al.* Post-acute sequelae of SARS-CoV-2 (PASC) impact quality of life at 6, 12 and 18 months post-infection. *medRxiv* 2022;:2022.08.08.22278543. doi:10.1101/2022.08.08.22278543
- 23 Cheetham NJ, Penfold R, Giunchiglia V, *et al.* The effects of COVID-19 on cognitive performance in a community-based cohort: a COVID symptom study biobank prospective cohort study. *eClinicalMedicine* 2023;**62**:102086. doi:10.1016/j.eclinm.2023.102086
- 24 Taquet M, Sillett R, Zhu L, *et al.* Neurological and psychiatric risk trajectories after SARS-CoV-2 infection: an analysis of 2-year retrospective cohort studies including 1 284 437 patients. *The Lancet Psychiatry* 2022;**9**:815–27. doi:10.1016/s2215-0366(22)00260-7
- 25 Reuschke D, Houston D. The impact of Long COVID on the UK workforce. *Applied Economics Letters* 2022;:1–5. doi:10.1080/13504851.2022.2098239
- 26 Davis HE, Assaf GS, McCorkell L, *et al.* Characterizing long COVID in an international cohort: 7 months of symptoms and their impact. *eClinicalMedicine* 2021;**38**. doi:10.1016/J.ECLINM.2021.101019/ATTACHMENT/499C606A-AE36-49F5-87DD-09E3B87369C9/MMC1.DOCX
- 27 Jones CP. Systems of power, axes of inequity: Parallels, intersections, braiding the strands. *Medical Care* 2014;**52**:S71–5. doi:10.1097/MLR.0000000000000216
- 28 Crenshaw K. Mapping the Margins: Intersectionality, Identity Politics, and Violence against Women of Color. *Stanford Law Review* 1991;**43**:1241. doi:10.2307/1229039
- 29 Collins PH. Intersectionality’s Definitional Dilemmas. *Annual Review of Sociology* 2015;**41**:1–20. doi:10.1146/annurev-soc-073014-112142
- 30 Österdahl MF, Whiston R, Sudre CH, *et al.* Metabolomic and gut microbiome profiles across the spectrum of community-based COVID and non-COVID disease: A COVID-19 Biobank study. *medRxiv* 2022;:2022.08.07.22278510. doi:10.1101/2022.08.07.22278510
- 31 Verdi S, Abbasian G, Bowyer RCE, *et al.* TwinsUK: The UK Adult Twin Registry Update. *Twin Research and Human Genetics* 2019;**22**:523–9. doi:10.1017/thg.2019.65
- 32 Suthahar A, Sharma P, Hart D, *et al.* TwinsUK COVID-19 personal experience questionnaire

- (CoPE): wave 1 data capture April-May 2020. *Wellcome Open Research* 2021;**6**:123.
doi:10.12688/wellcomeopenres.16671.1
- 33 Convalescence long COVID Study | COVID-19 Longitudinal Health and Wellbeing National Core Study - UCL – University College London. <https://www.ucl.ac.uk/covid-19-longitudinal-health-wellbeing/convalescence-long-covid-study> (accessed 5 Apr 2023).
- 34 Marmot M, Allen J, Goldblatt P, *et al.* Fair society, healthy lives (The Marmot Review). 2010. <http://dx.doi.org/10.1016/j.puhe.2012.05.014>
- 35 Health Foundation. Health Equity in England: The Marmot Review 10 Years On - The Health Foundation. 2020. <https://www.health.org.uk/publications/reports/the-marmot-review-10-years-on> (accessed 29 Nov 2021).
- 36 Ericsson M, Pedersen NL, Johansson ALV, *et al.* Life-course socioeconomic differences and social mobility in preventable and non-preventable mortality: a study of Swedish twins. *International Journal of Epidemiology* 2019;**48**:1701–9. doi:10.1093/IJE/DYZ042
- 37 Zajacova A, Lawrence EM. The Relationship Between Education and Health: Reducing Disparities Through a Contextual Approach. *Annual Review of Public Health* 2018;**39**:273–89. doi:10.1146/annurev-publhealth-031816-044628
- 38 Bleich SN, Jarlenski MP, Bell CN, *et al.* Health Inequalities: Trends, Progress, and Policy. *Annual Review of Public Health* 2012;**33**:7–40. doi:10.1146/annurev-publhealth-031811-124658
- 39 Textor J, van der Zander B, Gilthorpe MS, *et al.* Robust causal inference using directed acyclic graphs: the R package ‘dagitty’. *International Journal of Epidemiology* 2017;**45**:dyw341. doi:10.1093/ije/dyw341
- 40 Mansournia MA, Nazemipour M, Naimi AI, *et al.* Reflection on modern methods: demystifying robust standard errors for epidemiologists. *International Journal of Epidemiology* 2021;**50**:346–51. doi:10.1093/IJE/DYAA260
- 41 Raïche M, Hébert R, Dubois MF. PRISMA-7: A case-finding tool to identify older adults with moderate to severe disabilities. *Archives of Gerontology and Geriatrics* 2008;**47**:9–18. doi:10.1016/J.ARCHGER.2007.06.004
- 42 Kroenke K, Spitzer RL, Williams JBW, *et al.* An Ultra-Brief Screening Scale for Anxiety and Depression: The PHQ–4. *Psychosomatics* 2009;**50**:613–21. doi:10.1016/S0033-3182(09)70864-3
- 43 Bourdieu P. *Distinction: A Social Critique of the Judgement of Taste*. Harvard University Press 1984.
- 44 Adler NE, Stewart J. Health disparities across the lifespan: Meaning, methods, and mechanisms. *Annals of the New York Academy of Sciences* 2010;**1186**:5–23. doi:10.1111/J.1749-6632.2009.05337.X
- 45 Williamson AE, Tydeman F, Miners A, *et al.* Short-term and long-term impacts of COVID-19 on economic vulnerability: a population-based longitudinal study (COVIDENCE UK). *BMJ Open* 2022;**12**:e065083. doi:10.1136/bmjopen-2022-065083
- 46 Smith JP. Healthy Bodies and Thick Wallets: The Dual Relation Between Health and Economic Status. *Journal of Economic Perspectives* 1999;**13**:145–66. doi:10.1257/jep.13.2.145
- 47 Baz SA, Fang C, Carpentieri JD, *et al.* ‘I don’t know what to do or where to go’. Experiences of accessing healthcare support from the perspectives of people living with Long Covid and healthcare professionals: A qualitative study in Bradford, UK. *Health Expectations*

- 2023;**26**:542–54. doi:10.1111/hex.13687
- 48 Knuppel A, Boyd A, Macleod J, *et al.* The long COVID evidence gap: comparing self-reporting and clinical coding of long COVID using longitudinal study data linked to healthcare records. *medRxiv* 2023;:2023.02.10.23285717. doi:10.1101/2023.02.10.23285717
- 49 Henderson AD, Butler-Cole BF, Tazare J, *et al.* Clinical coding of long COVID in primary care 2020–2023 in a cohort of 19 million adults: an OpenSAFELY analysis. *medRxiv* 2023;:2023.12.04.23299364. doi:10.1101/2023.12.04.23299364
- 50 Xue B, McMunn A. Gender differences in unpaid care work and psychological distress in the UK Covid-19 lockdown. *PLOS ONE* 2021;**16**:e0247959. doi:10.1371/journal.pone.0247959
- 51 Aghaei A, Zhang R, Taylor S, *et al.* Social Life of Females with Persistent COVID-19 Symptoms: A Qualitative Study. *International Journal of Environmental Research and Public Health* 2022;**19**:9076. doi:10.3390/ijerph19159076
- 52 Aghaei A, Aggarwal A, Zhang R, *et al.* Resilience resources and coping strategies of COVID-19 female long haulers: A qualitative study. *Frontiers in Public Health* 2022;**10**:4174. doi:10.3389/fpubh.2022.970378
- 53 McEwen CA, McEwen BS. Social Structure, Adversity, Toxic Stress, and Intergenerational Poverty: An Early Childhood Model. *Annual Review of Sociology* 2017;**43**:445–72. doi:10.1146/annurev-soc-060116-053252
- 54 Hackett RA, Steptoe A, Jackson SE. Sex discrimination and mental health in women: A prospective analysis. *Health Psychology* 2019;**38**:1014. doi:10.1037/HEA0000796
- 55 Hackett RA, Ronaldson A, Bhui K, *et al.* Racial discrimination and health: a prospective study of ethnic minorities in the United Kingdom. *BMC Public Health* 2020;**20**:1–13. doi:10.1186/S12889-020-09792-1/TABLES/4
- 56 Roosenschoon B-J, Kamperman AM, Deen ML, *et al.* Determinants of clinical, functional and personal recovery for people with schizophrenia and other severe mental illnesses: A cross-sectional analysis. *PLOS ONE* 2019;**14**:e0222378. doi:10.1371/journal.pone.0222378
- 57 Castillo EG, Chung B, Bromley E, *et al.* Community, Public Policy, and Recovery from Mental Illness: Emerging Research and Initiatives. *Harvard Review of Psychiatry* 2018;**26**:70–81. doi:10.1097/HRP.000000000000178
- 58 Tanaka A, Shipley MJ, Welch CA, *et al.* Socioeconomic inequality in recovery from poor physical and mental health in mid-life and early old age: prospective Whitehall II cohort study. *Journal of Epidemiology and Community Health* 2018;**72**:309–13. doi:10.1136/jech-2017-209584
- 59 Jain S, Hauschildt K, Scheunemann LP. Social determinants of recovery. *Current Opinion in Critical Care* 2022;**28**:557–65. doi:10.1097/MCC.0000000000000982
- 60 Griffith GJ, Morris TT, Tudball MJ, *et al.* Collider bias undermines our understanding of COVID-19 disease risk and severity. *Nature Communications* 2020;**11**:1–12. doi:10.1038/s41467-020-19478-2
- 61 Evans CR, Williams DR, Onnela JP, *et al.* A multilevel approach to modeling health inequalities at the intersection of multiple social identities. *Social Science & Medicine* 2018;**203**:64–73. doi:10.1016/J.SOCSCIMED.2017.11.011
- 62 Evans CR. Adding interactions to models of intersectional health inequalities: Comparing multilevel and conventional methods. *Social Science & Medicine* 2019;**221**:95–105. doi:10.1016/J.SOCSCIMED.2018.11.036
- 63 Moreno-Agostino D, Woodhead C, Ploubidis GB, *et al.* A quantitative approach to the

intersectional study of mental health inequalities during the COVID-19 pandemic in UK young adults. *Social Psychiatry and Psychiatric Epidemiology* 2023;1:1–13. doi:10.1007/S00127-023-02424-0/FIGURES/4