

1 Predictors of COVID-19 Vaccine Hesitancy in North-Central Nigeria

2 Authors: Ayodotun Olutola*¹, Ibrahim Bola Gobir¹, Deus Bazira¹, Samson Agboola², Fatimah
3 Ohunene Sanni², Azeez Akanbi Bello², Nnadozie Onyinyechi Havila², Aisha Adamu², Fatima
4 Bello³, Suzzy Angmun Otubo³, Mercy Piring'ar Nyang¹.

5

6 ¹Center for Global Health Practice and Impact, Georgetown University, Washington DC, United
7 States of America

8 ²Georgetown Global Health Nigeria, Federal Capital Territory, Abuja, Nigeria

9 ³Savannah Health System Innovation Limited, Federal Capital Territory, Abuja, Nigeria

10

11 #^aCurrent address: No 2 Babatope Ajakaiye Crescent, Jahi. Abuja

12

13 #^aCorresponding author

14 Email: ao728@georgetown.edu (AO)

15

16

17

18

19

20

21

22

23 **Abstract**

24 COVID-19 vaccine hesitancy has emerged as a major challenge to global efforts to control the
25 pandemic, particularly in Nigeria, where hesitancy to other effective vaccines such as polio and
26 measles has been widely reported. Several individual, societal, and structural factors contribute to
27 this behaviour and prevent the effectiveness of COVID-19 prevention efforts.

28 **Objectives:** This study sought to assess the factors associated with COVID-19 vaccine hesitancy
29 in the six states of north-central Nigeria.

30 **Methods:** A population-based cross-sectional online survey was conducted among residents using
31 a semi-structured questionnaire adapted from the WHO SAGE vaccine hesitancy scale and
32 distributed via social media networks over 8-weeks.

33 **Results:** A total of 1,999 responses were received, of which 570 were set aside comprising 512
34 respondents that resided outside the study area, 12 respondents that reported no knowledge of the
35 COVID-19 vaccine, and 46 entries with missing data. Of 1,429 included in the analysis, 1,008
36 (70.5%) were willing to be vaccinated and/or already vaccinated and 421 (29.5%) were unwilling
37 to receive the COVID-19 vaccine. Post-secondary education (AOR: 0.51, 0.37-0.69), household
38 income above the minimum wage of 30,000 Naira per month (AOR: 0.68, 0.50-0.94) and people
39 of the Islamic faith (AOR: 0.69, 0.53-0.90) were found to be associated with lower levels of
40 hesitancy. The dominant reasons for hesitancy were concerns about side effects (37.5%), doubt
41 about the existence of COVID-19 (11.0%), and the perception of time required to receive the
42 vaccine (9.6%). Hesitant respondents relied on health workers (33.0%) and social media (23.3%)
43 as their trusted sources of health information, and less than a third (31.4%) followed the advice of
44 their religious and community leaders.

45 **Conclusion:**

46 All three factors of confidence, complacency and convenience influenced hesitancy in our study.
47 Socioeconomic factors are major drivers of hesitancy. Therefore, hesitancy is as much a social
48 issue as health and requires a multisectoral approach to educating communities and building trust
49 in health and social institutions.

50

51 **Keywords:** COVID-19, vaccination rates, vaccine hesitancy, vaccine acceptance,
52 socioeconomic factors

53

54

55

56

57

58

59

60

61

62

63

64

65

66

67 **Introduction**

68 The Coronavirus Disease 2019 (COVID-19) was declared a global pandemic in March 2020. As
69 of August 2023, globally, 769 million cases and 6.9 million deaths were estimated to have
70 occurred. Against higher predictions, Nigeria recorded only 265,000 cases, 266,675 and 3,155
71 deaths from the disease during the same period [1, 2]. The exponential spread of COVID-19 and
72 associated mortality, particularly among the elderly and people with comorbidities called for
73 concerted efforts to develop vaccines. Traditional vaccine development from the preclinical phase
74 to licensing takes on average more than 10 years [3]. However, the 2014 Ebola epidemic spurred
75 the development of novel platforms that shorten the time for sequencing and vaccine trials from
76 years to weeks [4]. Leveraging these platforms and multisectoral collaborations, several vaccines
77 were rapidly produced and approved for distribution. Nearly one year after the first case of
78 COVID-19 was published, Janssen announced the success of a phase 3 trial of a potential COVID-
79 19 vaccine [5]. The bid by developed nations to hasten research and access to vaccines assumed
80 economic and political dimensions and, vaccines were initially more readily available in the
81 developed countries. While nations scrambled for vaccines, a greater challenge was ensuring that
82 eligible populations accepted to be vaccinated.

83 In March 2021, Nigeria received the first batch of the AstraZeneca vaccine and began vaccinations,
84 prioritizing health workers and individuals most at risk for COVID-19. As of September 21, 2022,
85 64.36% of the people in North America [6] compared to 15% of the people in Nigeria [7] had been
86 fully vaccinated with COVID-19 vaccine. Several pre-vaccination studies reported varying
87 degrees of reluctance and even refusal to take the vaccine among younger people, people of low
88 socio-economic status, people with a negative attitude towards scientific research and low trust in
89 government and health institutions. Some studies found an association between religious beliefs,
90 history of vaccine hesitancy, history of chronic illnesses, and COVID-19 vaccine hesitancy [8].

91 Concerns about the side effects of the COVID-19 vaccine were the most frequently expressed
92 reason for the reluctance to COVID-19 vaccines in a study conducted across 5 African countries
93 [9].

94 The World Health Organization defines vaccine hesitancy as a delay in the acceptance or complete
95 refusal of vaccines despite the availability of vaccine services is regarded as vaccine hesitancy.
96 [10] It has been classified as one of the top ten public health issues. The concept of vaccine
97 hesitancy is complex and context-specific. Factors such as age, culture, socio-economic status, and
98 trust in the healthcare system have been found to influence vaccine hesitancy [11, 12]. The WHO
99 SAGE working group identified three barriers to vaccine uptake known as the 3C's: Confidence
100 in vaccines and trust in the system that delivers them, complacency, when perceived risks of
101 vaccine-preventable diseases are low or when vaccination is considered secondary to other
102 responsibilities at a given point in time and convenience which denotes the extent to which
103 physical availability, affordability, and access to information and other immunization services
104 exist [13].

105 Modern anti-vaccine movements are fuelled by claims that vaccines are the root causes of certain
106 diseases. For example, diphtheria, pertussis, and tetanus vaccines were falsely linked to
107 neurological disorders and speculations that measles, rubella, and mumps vaccines were a cause
108 of autism in children [14]. Fears of vaccines containing birth control compounds and a failed
109 meningitis vaccine trial that resulted in catastrophic consequences in Northern Nigeria aggravate
110 tendencies for hesitant behaviour [15, 16]. Other factors such as the unprecedented speed in the
111 development of COVID-19 vaccines, concerns about potential adverse effects, perceived
112 inequities in vaccine distribution, and political inclinations are some contemporary issues fuel
113 COVID-19 vaccine hesitancy. [17]

114 As vaccines remain the safest strategy for achieving herd immunity, an understanding of the
115 contextual determinants of hesitancy will inform interventions to improve vaccine uptake or
116 alternative interventions to protect hesitant populations.

117 This study sought to deconstruct the underlying drivers and its correlates including individual,
118 interpersonal, and societal factors influencing COVID-19 vaccine hesitancy among residents in
119 North Central Nigeria.

120 **Method**

121 **Study design**

122 We obtained data through a population-based cross-sectional online survey conducted among
123 residents in the seven North-central states in Nigeria; Federal Capital Territory, Nasarawa, Niger,
124 Kogi, Benue, Plateau, and Kwara states. The semi-structured survey questionnaire used was
125 adapted from the WHO SAGE vaccine hesitancy scale [13] and refined through a literature review
126 to identify factors critical to vaccine hesitancy. The survey was developed using REDCap and was
127 distributed via social media networks (WhatsApp, Telegram, LinkedIn, Instagram, and Facebook)
128 over 8 weeks from the 7th of March 2022 to the 30th of April 2022.

129 **Data Collection**

130 The convenience sampling method was used to recruit respondents for the study. The entry page
131 of the survey contained survey information and study objectives. Respondents' consent was
132 documented by clicking on the agreement button after reading the survey information. The
133 respondents completed a questionnaire in four sections that captured socio-demographic
134 characteristics, information about acceptance of COVID-19 vaccine and COVID-19-related

135 perceptions. Approval was received from the Nigerian National Health Research Ethics
136 Committee and Georgetown University Institutional Review Board.

137 **Inclusion and Exclusion Criteria**

138 1,487 persons who met the inclusion criteria to participate in the study were recruited through
139 distribution on social networks such as private messaging, electronic mails, social media platforms
140 such as WhatsApp, LinkedIn, Instagram, and Facebook.

141 Exclusion criteria include age below 18 years or residence outside of the study area.

142 All participants provided written and informed permission.

143 **Sample Size Determination**

144 The sample size calculation is based on the adult population in Nigeria, which is 115,897,765
145 (Nigeria Bureau of Statistics). with a 95% confidence interval and a margin of error of 2.5% with
146 an estimated retention rate of 80% using StatCalc. The calculated minimum sample size was 1,771
147 for persons older than 18 years living in North central Nigeria. A total of 1,999 responses were
148 received from the distributed questionnaires through distribution on social media platforms such
149 as WhatsApp, LinkedIn, Instagram and Facebook.

150 **Statistical Analysis**

151 The summary statistics were obtained for all variables using descriptive statistics including
152 frequencies, percentages, means, and standard deviations. A chi-square test was used to examine
153 the association of sociodemographic characteristics with attitudes toward COVID-19 Vaccination.

154 The analysis to examine the factors associated with vaccine hesitancy was carried out using logistic
155 regression. All analysis was performed at a 5% significance level and carried out using IBM
156 Statistical Product and Service Solutions (SPSS) software, version 25.

157

158 **ETHICAL CONSIDERATIONS**

159 **Informed consent**

160 The survey's home page contained information about the study's objectives, eligibility criteria, data
161 protection, and researcher disclaimers. Participants provided written informed consent. It was
162 deemed sufficient to provide informed consent if a participant checked the "I agree" box on the
163 survey. Participants' entries that did not match the inclusion criteria were not processed for data
164 analysis.

165 **Confidentiality**

166 Each submission was made anonymously. Participants' personal information was not gathered.
167 The subjects' identities were kept hidden.

168 **Risks and benefits**

169 There were no negative consequences for the subjects' rights or well-being. Participating in the
170 study provided no immediate benefits.

171 **Ethical clearance**

172 The study protocol was submitted for assessment and approval to the Nigerian Health Research
173 Ethics Committee (NHREC).

174 **Results**

175 A total of 1,999 survey entries were recorded and 570 were excluded comprising 512 respondents
176 that resided outside the study area, 12 respondents that reported no knowledge of the COVID-19
177 vaccine, and 46 entries with missing data. Among the 1,429 respondents in the study, 1,008

178 (70.5%) were willing to accept or had received at least one dose of the COVID-19 vaccine while
179 421 (29.5%) were unvaccinated and hesitant.

180

181

182

183

184

185

186

187

188

189

190

191

192

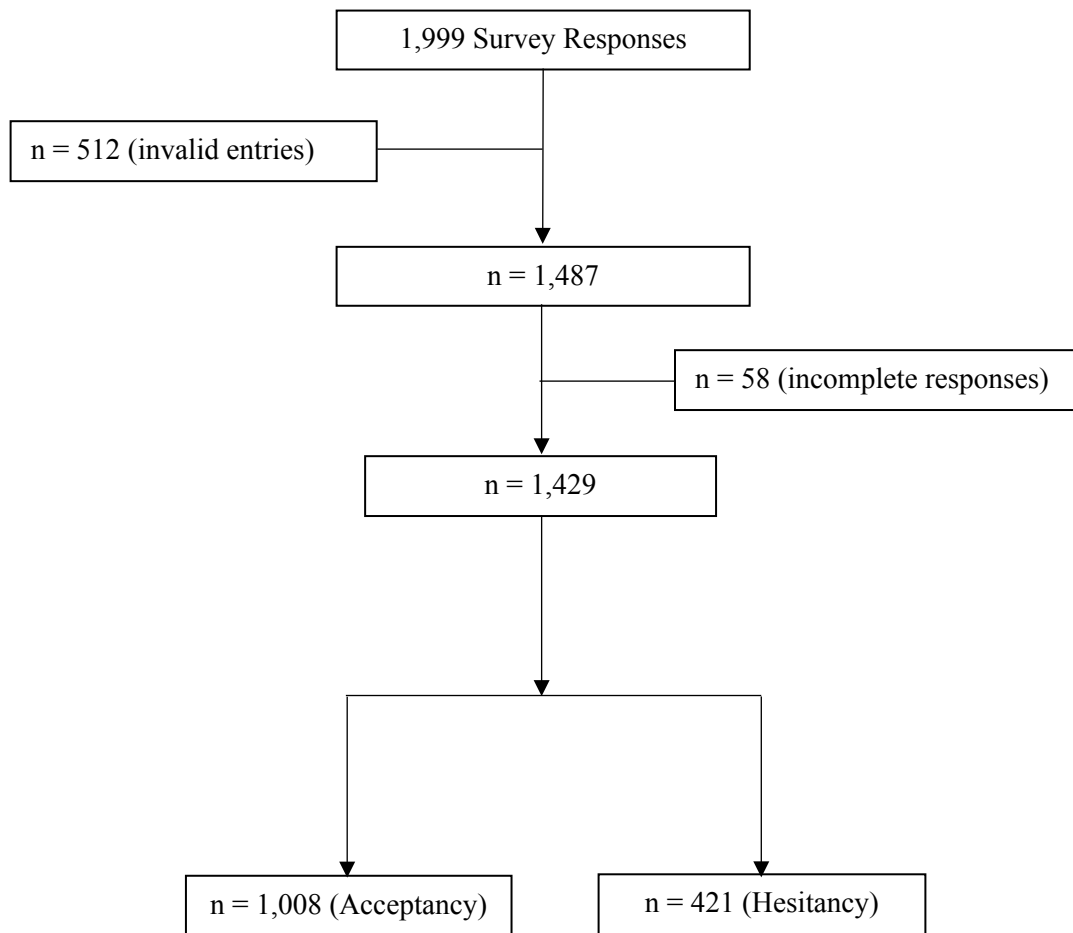
193

194

195

196

197



198 **Fig 1. Flow diagram of the study sample size**

199

200 **Demographic characteristics of the respondents**

201 More than third (36.5%) of the respondents were residents of the FCT while the rest resided in
 202 Benue (5.9%), Kogi (10.4%), Kwara (3.3%), Nasarawa (15.4%), Niger (16.6%), and Plateau States
 203 (11.8%). The majority of respondents were male (60.3%), 18 -25yrs old (43.9%), single (64.6%),
 204 Christian faith (57.4%), post-secondary-education (80.3%) and employed (32.4%). Close to half
 205 of the respondents (45.7%) had a monthly income between N30,000 and N150,000. About two-
 206 thirds of the respondents (68.2%) reported losing their income during the COVID-19 pandemic.

207 **Table 1. Demographic characteristics of all respondents, N=1,487**
 208

Variable	N=1487	%
State of residence		
Benue	88	5.9
FCT	543	36.5
Kogi	155	10.4
Kwara	49	3.3
Nasarawa	229	15.4
Niger	247	16.6
Plateau	176	11.8
Sex		
Male	896	60.3
Female	591	39.7
Age group (years)		
18–25	653	43.9
26–45	701	47.1
>45	133	8.9
Marital status		
Single	961	64.6
Married	414	27.8
Previously married	112	7.5
Religion		
Christianity	853	57.4
Islam	598	40.2
Others	36	2.4
Post Secondary education		
No	293	19.7
Yes	1194	80.3

Occupation		
Salaried employment	481	32.4
Self-employed	341	22.9
Student	434	29.2
Unemployed	231	15.5
Loss of income due to the pandemic		
Yes	1014	68.2
No	473	31.8
Monthly Household income		
<N30,000	555	37.3
N30,000-N150,000	680	45.7
>N150,000	252	16.9

209

210 **Sociodemographic predictors of COVID-19 Vaccine hesitancy.**

211 Persons with post-secondary education were 50% less likely to be hesitant than those without post-
 212 secondary education while persons of the Muslim faith were 30% less likely to be hesitant
 213 compared to the Christian faith. Odds for hesitancy were increasingly reduced for income bands
 214 above 30,000 Naira.

215

216 **Table 2. Sociodemographic predictors of COVID-19 vaccine hesitancy among respondents**

217

Variable	Total N	Hesitant n (%)	P Value	Crude OR (95% CI)	Adjusted OR (95% CI)*	P value**
Total	1,429	421 (29.5)				
State			0.12			
FCT	524	149 (28.4)		Ref	Ref	0.28
Benue	79	28 (35.4)		1.38 (0.84-2.27)	1.17 (0.69-1.97)	
Kogi	147	53 (36.1)		1.42 (0.96-2.09)	1.20 (0.80-1.80)	
Kwara	46	11 (23.9)		0.79 (0.39-1.60)	0.80 (0.39-1.64)	
Nasarawa	223	52 (23.3)		0.77 (0.53-1.10)	0.70 (0.48-1.03)	
Niger	238	75 (31.5)		1.16 (0.83-1.62)	1.12 (0.78-1.61)	
Plateau	172	53 (30.8)		1.12 (0.77-1.63)	1.03 (0.70-1.53)	
Sex			0.52			
Female	562	171 (30.4)		Ref	Ref	0.96
Male	867	250 (28.8)		0.93 (0.73-1.17)	1.01 (0.79-1.29)	
Age			0.31			

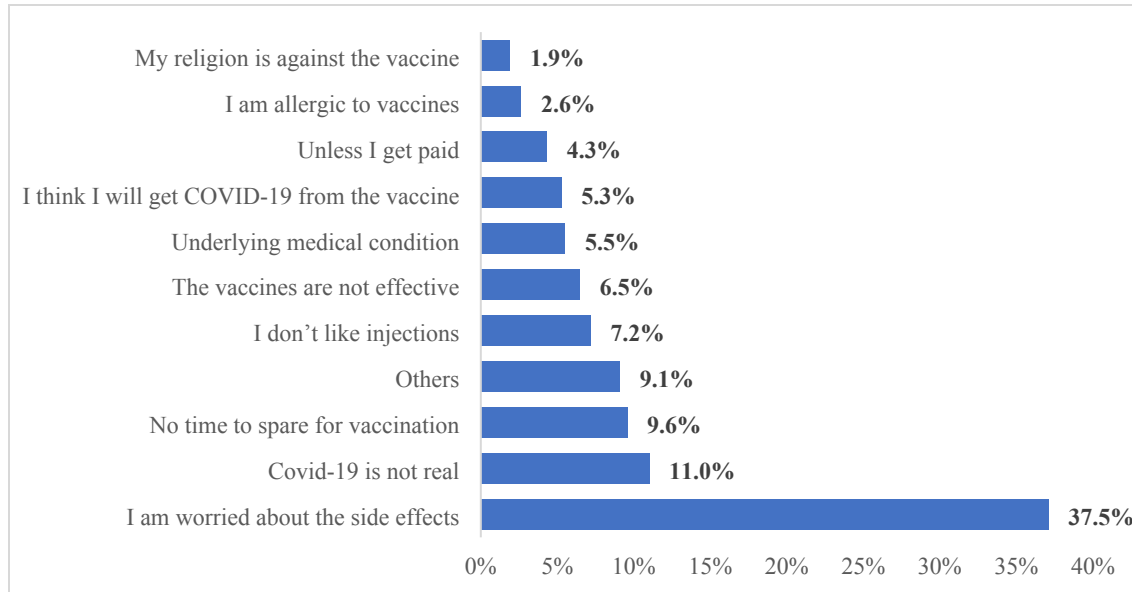
It is made available under a [CC-BY 4.0 International license](https://creativecommons.org/licenses/by/4.0/) .

18-25	618	195 (31.6)		Ref	Ref	0.53
26-45	678	190 (28.0)		0.84 (0.67-1.05)	0.85 (0.63-1.15)	
>45	133	36 (27.1)		0.81(0.53-1.22)	0.78 (0.44-1.37)	
Marital status			0.25			
Single	916	274 (29.9)		Ref	Ref	0.43
Married	404	109 (27.0)		0.87 (0.67-1.12)	0.94 (0.68-1.30)	
Previously married	109	38 (34.9)		1.25 (0.83-1.91)	1.31 (0.77-2.33)	
Religion			0.005			
Christianity	817	258 (31.6)		Ref	Ref	0.005
Islam	577	147 (25.5)		0.74 (0.58-0.94)	0.69 (0.53-0.90)	
Others	35	16 (0.83-1.9) (45.7)		1.82 (0.92-3.61)	1.62 (0.80-3.30)	<0.001
Post Secondary education			<0.001			
No	285	124 (44.0)		Ref	Ref	<0.001
Yes	1,144	297 (26.0)		0.46 (0.35-0.60)	0.51 (0.37-0.69)	
Occupation			0.002			
Self-employed	330	119 (36.1)		Ref	Ref	
Salaried worker	471	115 (24.4)		0.57 (0.42-0.78)	0.77 (0.55-1.08)	<0.001
Student	404	112 (27.7)		0.68 (0.50-0.93)	0.60 (0.41-0.85)	
Unemployed	224	75 (33.5)		0.89 (0.62-1.28)	0.67 (0.45-1.02)	
Monthly Household income			0.001			
<N30,000	523	185 (35.4)		Ref	Ref	0.03
N30,000-N150,000	660	177 (26.8)		0.67 (0.52-0.86)	0.68 (0.50-0.94)	
>N150,000	246	59 (24.0)		0.58 (0.41-0.81)	0.58 (0.37-0.92)	

218

219 **Other factors influencing Vaccine Hesitancy.**

220 Concerns about side effects were the most common reasons for vaccine hesitancy (37.5%). Others
 221 expressed reasons such as doubt about the existence of COVID-19 (11.0%), the perception of time
 222 required to receive the vaccine (9.6%), dislike or fear of needles (7.2%) and possible complications
 223 caused by underlying medical conditions (5.5%). A few believed that the vaccines were not
 224 effective (6.5%) (Fig. 2).



225

226 **Fig 2. Other factors influencing Vaccine Hesitancy.**

227

228 More than 70% of respondents expressed lack of trust in government to purchase the highest
 229 quality of vaccine or in the pharmaceuticals to produce safe vaccines. Over 60% thought the
 230 vaccine to be unsafe, non-essential and the vaccination process to be inconvenient. The majority
 231 held the opinion that non-pharmaceutical interventions are sufficient protection against and can
 232 eradicate COVID-19 The majority of community leaders including religious leaders (85.6%)
 233 support vaccination, however 68.8% hesitant expressed unwillingness to follow the advice of these
 234 leaders. (Table 3).

235

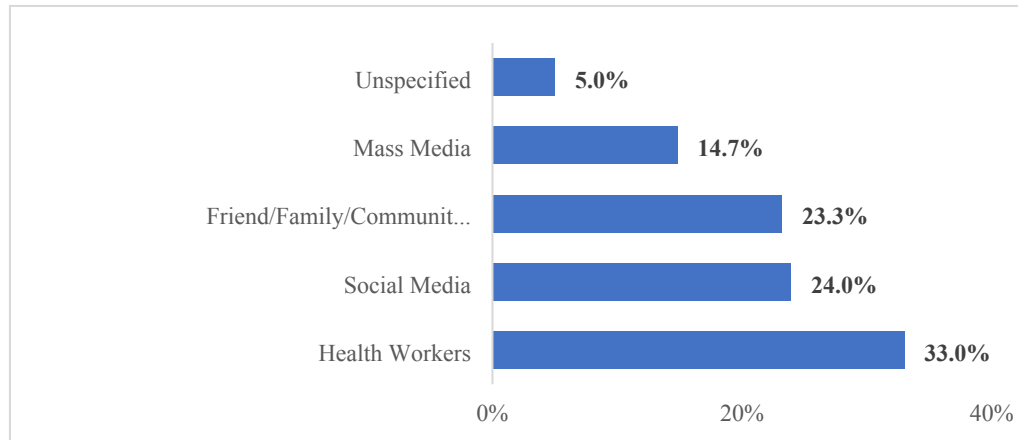
236 **Table 3. COVID-19 vaccine-related perceived beliefs, concerns, risk, trust, and location**
 237 **perceptions.**

Factors	Yes		No	
Leaders, gatekeepers, and pro-vaccination				
Do religious leaders in your community support taking the COVID-19 vaccine?	360	85.5%	61	14.5%
Do politicians, teachers, and health workers in your community support vaccination?	392	93.1%	29	6.9%

Do you follow the advice of your religious/cultural leaders about the COVID-19 vaccination?	132	31.4%	289	68.6%
Does your religion/culture recommend against the COVID-19 vaccination?	66	15.7%	355	84.3%
Political influences				
Do you trust that your government is deciding in your best interest concerning the COVID-19 vaccine	156	37.1%	265	62.9%
Are you convinced that your government purchases the highest quality of the COVID-19 vaccine	120	28.5%	301	71.5%
Do you trust that the government is making the best efforts to store the vaccines in the right conditions?	133	31.6%	288	68.4%
Geographical barriers				
Does distance limit you from getting the vaccine?	157	37.3%	264	62.7%
Does clinic time or waiting at the clinic prevent you from getting the COVID-19 vaccine?	182	43.2%	239	56.8%
Pharmaceutical industry				
Do you think governments are pushed by the pharmaceutical industries to recommend vaccines?	315	74.8%	106	25.2%
Do you trust the pharmaceutical companies that produce the COVID-19 vaccine?	118	28.0%	303	72.0%
The Vaccines/Vaccination issues				
Do you think the vaccine is safe	142	33.7%	279	66.3%
The COVID-19 vaccine is essential for us	160	38.0%	261	62.0%
Do you trust the healthcare workers to safely administer the vaccine to you?	200	47.5%	221	52.5%
Is the vaccination process convenient, i.e., is it easier for you to get vaccinated	159	37.8%	262	62.2%
Do you think that if everyone in society maintains preventive measures (face masks, social distancing, etc.), COVID-19 can be eradicated without vaccination?	285	67.7%	136	32.3%

238

239 The majority (33.0%) of the respondents indicated that health workers were their most trusted
 240 source of information. Social media was trusted most by 24.0% of the respondents and 23.3%
 241 trusted family, friends, and community while 14.7% indicated mass media as the most trusted
 242 source of information (Fig 3).



243

244 **Fig. 3. The most trusted source of information about the vaccine**

245 Discussion

246 In this study, 29.3% of the respondents were hesitant to receive the COVID-19 vaccine. A
247 systematic review of COVID-19 vaccine hesitancy rates in Africa reported that vaccine hesitancy
248 rates varied between 2.1% to 93.1% based on studies from 17 African countries [18]. Hesitancy
249 rates above 50% have also been reported in China, Malaysia, the U.S.A., Australia, Pakistan and
250 Italy [11, 19, 20, 21]

251 Some sociodemographic characteristics such as religious status, education and employment status
252 were found to be significantly associated with vaccine hesitancy in the study. Post-secondary
253 education was associated with a 50% risk reduction in the rate of hesitancy. This is consistent with
254 most other studies with similar findings reinforcing the value of education in influencing health-
255 seeking behaviours. [22]. Access to correct information about the vaccine and peer pressure in
256 schools and workplaces contribute to knowledge and attitudes towards health interventions. [23]
257 Students had a lower risk of hesitancy compared to self-employed persons. Increasing household
258 income above the national minimum wage of 30,000 was significantly associated with a lower risk
259 of hesitancy, with respondents earning over 150,000 monthly demonstrating approximately a 50%
260 reduction in risk. Muslim faith was found to be associated with a 50% lower risk of hesitancy

261 compared to the Christians. This may not be un-associated with the anti-vaccine messaging that
262 emanated from some prominent Christian leaders at the beginning of the pandemic. [24] Hesitancy
263 rates were comparable among different gender and age categories.

264 In this study, vaccine hesitancy was influenced by a combination of confidence, convenience, and
265 complacency factors.

266 Lack of confidence was demonstrated in the belief about the safety of the vaccine, and the risk of
267 side effects. This ranked as the highest concern among others, as nearly half of the vaccine-hesitant
268 respondents cited concerns about the safety and side effects of the vaccine, and this aligns with
269 findings from other studies [25, 26, 27]. They also expressed a lack of trust in both the government
270 of Nigeria and pharmaceutical companies to deliver the vaccine with the sole purpose of improving
271 quality of life. Similar attitudes to vaccines have been demonstrated in other settings such as polio
272 vaccination drive where citizens in Northern Nigeria perceived the vaccines to contain compounds
273 with sterilization properties. [28]. The unprecedented speed of production of these vaccines and
274 the global issues that limited access to specific types of vaccines were diversely interpreted by
275 local opinion leaders and the citizenry. The Astra Zeneca vaccine was quickly tagged as inferior
276 to the preferred options in the USA such as Moderna and Pfizer vaccines. These findings are
277 consistent with the results of other COVID-19 acceptance studies as well as the broader vaccine
278 hesitancy literature. According to Larson et al in 2018 [24], a lack of trust in the broader society,
279 including government, economic and health systems is directly or indirectly related to vaccination
280 and can have a profound effect on the trust in vaccines.

281 Complacency factors were demonstrated by those who expressed that the COVID infection was
282 not real, the vaccine was not required and those who felt the use of universal precautions and
283 personal protective equipment were adequate to address the epidemic. Similar views have been

284 documented elsewhere, with the belief that COVID-19 was a politically or business-motivated
285 construct for selfish reasons. Among others, some rumoured that it was engineered to facilitate the
286 inoculation of tracking chips into humans or a ploy by pharmaceutical companies to sell their
287 products. Some others voiced COVID-19 as a punishment from God, or an effect of 5G technology
288 deployment, while others believed it was just the regular flu [29]. A low level of education and
289 exposure to health information may have facilitated the spread of misinformation and reduced trust
290 in the vaccines and their efficacy. Vaccine-hesitant respondents indicated that health workers and
291 the social media were their most trusted source of health information. they believed the media
292 reports claiming the vaccine was not safe as other research around vaccine hesitancy has reported
293 similar findings. [22, 26] Public health messaging has traditionally relied on publication in
294 academic journals, media campaigns on television and radio, or visually appealing infographics.
295 Research has shown that healthcare providers and pro-vaccine groups are not as active and
296 connected as antivaccine movements on social media. Concern for damage to professional image,
297 data security issues and the risk of perpetuating personal biases have been identified as reasons for
298 the limited use of social media by healthcare providers [30]. This is because many conspiracy
299 theories and propaganda about the COVID-19 vaccine originate and spread on social media
300 platforms.

301 Convenience factors were dominated by factors that affect access to the vaccine such as the
302 distance from homes to vaccination centres and the perceived waiting time required to complete
303 the vaccination. All these factors relate to both financial and non-financial costs of receiving the
304 vaccines. Factors such as the low level of income of most respondents could contribute to the
305 unaffordable cost and convenience issues.

306 We acknowledge some limitations of the study which may have affected the generalizability of
307 the study. Completion of the survey was based on self-selection and may have introduced some
308 bias in the study population. The online nature of the survey may have led to the
309 underrepresentation of people with limited access to mobile devices and may have influenced the
310 demographic and socioeconomic characteristics of the respondents with the recruitment of more
311 of the younger population below 35 years and more educated populations. In addition, the
312 inferences from this study relate to the COVID-19 vaccine and may not apply to vaccines for other
313 diseases.

314

315 **Conclusion**

316 The study demonstrates the impact of social determinants of health on the acceptance and uptake
317 of COVID vaccine. Socioeconomic factors such as educational attainment, income and faith are
318 major drivers of hesitancy. These and other findings influenced varied degrees of confidence,
319 complacency and convenience factors that were associated with hesitancy in the study. Hesitancy
320 is as much a social issue as health and requires a multisectoral approach in educating communities
321 and building trust in health and social institutions. Approaches to health education must be
322 adaptive to build societal trust in medical products and service providers using conventional
323 platforms such as educational institutions, congregational settings, media, and the social media to
324 disseminate health messages and scientific breakthroughs. Such interventions will be more
325 effective when routinized prior to major events like the COVID-19 pandemic.

326

327 **Acknowledgement**

328 We would like to express gratitude to Center for Global Health Practice and Impact (CGHPI),
329 Center for Clinical Care and Clinical Research (CCCRN), Georgetown Global Health Nigeria
330 (GGHN), Savannah Health System Innovation Ltd (SHSIL), and everyone who supported and
331 contributed to protocol development, data collection and development of the manuscript.

332

333 **Funding:**

334 The study was funded by Georgetown University Medical Center, Dean of Research. However,
335 the funder did not play any role in the research.

336

337 **References**

- 338 1. Nigeria Center for Disease Control (2023). COVID-19 in Nigeria. Accessed 29 August from
339 <https://covid19.ncdc.gov.ng/>
- 340 2. World Health Organization (2022). WHO Coronavirus (COVID-19) weekly epidemiological
341 update Dashboard. Accessed 10 August 2023 from
342 [https://www.who.int/publications/m/item/weekly-epidemiological-update-on-covid-19---10-
343 august2023#:~:text=As%20of%206%20August%202023,in%20testing%20and%20reporting%20glob
344 ally.](https://www.who.int/publications/m/item/weekly-epidemiological-update-on-covid-19---10-august2023#:~:text=As%20of%206%20August%202023,in%20testing%20and%20reporting%20globally)
- 345 3. Pronker, E. S., Weenen, T. C., Commandeur, H., Claassen, E. H., & Osterhaus, A. D. (2013).
346 Risk in vaccine research and development quantified. *PloS One*, 8(3), e57755.
- 347 4. Sandbrink, J. B., & Shattock, R. J. (2020). RNA vaccines: a suitable platform for tackling
348 emerging pandemics? *Frontiers in Immunology*, 11, 608460.

- 349 5. Bok, K., Sitar, S., Graham, B. S., & Mascola, J. R. (2021). Accelerated COVID-19 vaccine
350 development: milestones, lessons, and prospects. *Immunity*, 54(8), 1636–1651.
351 <https://doi.org/10.1016/j.immuni.2021.07.017>
- 352 6. Our World in Data. Coronavirus (COVID-19) Vaccinations - Statistics and Research
353 [Internet]. Our World in Data. 2023. Available from: [https://ourworldindata.org/covid-](https://ourworldindata.org/covid-vaccinations)
354 [vaccinations](https://ourworldindata.org/covid-vaccinations)
- 355 7. Sokunbi, T. O., Oluyedun, A. T., Adegboye, E. A., Oluwatomisin, G. P., & Ibrahim, A. D.
356 (2023). COVID-19 vaccination in Nigeria: Challenges and recommendations for future
357 vaccination initiatives. *Public Health Challenges*, 2(1), e57.
- 358 8. Ritchie H, Ortiz-Ospina E, Beltekian D, Mathieu E, Hasell J, Macdonald B, et al.
359 Coronavirus Pandemic (COVID-19). Our World in Data [Internet]. 2020 Mar 5; Available
360 from: <https://ourworldindata.org/covid-vaccinations#citation>
- 361 9. Centers for Disease Control and Prevention (2022). Global Health – Stories: CDC
362 investigates COVID-19 vaccine hesitancy and supports vaccine rollout in Nigeria. Accessed
363 29 September from [https://www.cdc.gov/globalhealth/stories/2022/nigeria-vaccine-](https://www.cdc.gov/globalhealth/stories/2022/nigeria-vaccine-rollout.html#:~:text=CDC%20Supports%20Nigeria's%20National%20COVID,vaccination%20campaign%2C%E2%80%9D%20says%20Ikwe)
364 [rollout.html#:~:text=CDC%20Supports%20Nigeria's%20National%20COVID,vaccination%](https://www.cdc.gov/globalhealth/stories/2022/nigeria-vaccine-rollout.html#:~:text=CDC%20Supports%20Nigeria's%20National%20COVID,vaccination%20campaign%2C%E2%80%9D%20says%20Ikwe)
365 [20campaign%2C%E2%80%9D%20says%20Ikwe](https://www.cdc.gov/globalhealth/stories/2022/nigeria-vaccine-rollout.html#:~:text=CDC%20Supports%20Nigeria's%20National%20COVID,vaccination%20campaign%2C%E2%80%9D%20says%20Ikwe)
- 366 10. Nazli, Ş. B., Yiğman, F., Sevindik, M., & Deniz Özturan, D. (2022). Psychological factors
367 affecting COVID-19 vaccine hesitancy. *Irish journal of medical science*, 191, 1, 71–80.
368 <https://doi.org/10.1007/s11845-021-02640-0>
- 369 11. Solís Arce JS, Warren SS, Meriggi NF, et al. COVID-19 vaccine acceptance and hesitancy in
370 low- and middle-income countries. *Nat Med*. 2021;27(8):1385-1394. doi:10.1038/s41591-
371 021-01454-y

- 372 12. World Health Organization (2020). 10 Global health issues to track in 2021. Accessed 29
373 September from [https://www.who.int/news-room/spotlight/10-global-health-issues-to-track-](https://www.who.int/news-room/spotlight/10-global-health-issues-to-track-in-2021)
374 [in-2021](https://www.who.int/news-room/spotlight/10-global-health-issues-to-track-in-2021)
- 375 13. Palamenghi, L., Barello, S., Boccia, S., & Graffigna, G. (2020). Mistrust in biomedical
376 research and vaccine hesitancy: the forefront challenge in the battle against COVID-19 in
377 Italy. *European journal of epidemiology*, 35(8), 785–788. [https://doi.org/10.1007/s10654-](https://doi.org/10.1007/s10654-020-00675-8)
378 [020-00675-8](https://doi.org/10.1007/s10654-020-00675-8)
- 379 14. Kricorian, K., Civen, R., & Equils, O. (2022). COVID-19 vaccine hesitancy: misinformation
380 and perceptions of vaccine safety. *Human vaccines & immunotherapeutics*, 18(1), 1950504.
381 <https://doi.org/10.1080/21645515.2021.1950504>
- 382 15. Rosenberg, J. (2019). Unpacking the Root Causes and Consequences of Vaccine Hesitancy.
383 Accessed 29 September 2022 from [https://www.ajmc.com/view/unpacking-the-root-causes-](https://www.ajmc.com/view/unpacking-the-root-causes-and-consequences-of-vaccine-hesitancy)
384 [and-consequences-of-vaccine-hesitancy](https://www.ajmc.com/view/unpacking-the-root-causes-and-consequences-of-vaccine-hesitancy)
- 385 16. Meo, S.A., Al-Masri, A.A., Klonoff, D.C., Alshahrani, A.N. and Al-khlaiwi, T. (2022).
386 Comparison of Biological, Pharmacological Characteristics, Indications, Contraindications
387 and Adverse Effects of JYNNEOS and ACAM2000 Monkeypox Vaccines. *Vaccines*, 10(11),
388 p.1971. doi:10.3390/vaccines10111971.
- 389 17. WHO Strategic Advisory Group of Experts on Immunization (2014). Appendices to the
390 report of the SAGE working group on vaccine hesitancy. Accessed 29 September from
391 [https://cdn.who.int/media/docs/default-source/immunization/sage/2014/october/2-sage-](https://cdn.who.int/media/docs/default-source/immunization/sage/2014/october/2-sage-appendicies-background-final.pdf?sfvrsn=2259f1bf_4)
392 [appendicies-background-final.pdf?sfvrsn=2259f1bf_4](https://cdn.who.int/media/docs/default-source/immunization/sage/2014/october/2-sage-appendicies-background-final.pdf?sfvrsn=2259f1bf_4).
- 393 18. Yahya, M. (2007). Polio vaccines – “no thank you!” barriers to polio eradication in Northern
394 Nigeria, *African Affairs*, 106, 423, 185–204. <https://doi.org/10.1093/afraf/adm016>

- 395 19. Ghinai, I., Willott, C., Dadari, I., & Larson, H. J. (2013). Listening to the rumours: what the
396 northern Nigeria polio vaccine boycott can tell us ten years on. *Global public health*, 8,10,
397 1138–1150. <https://doi.org/10.1080/17441692.2013.859720>
- 398 20. Ackah, B. B. B., Woo, M., Stallwood, L., Fazal, Z. A., Okpani, A., Ukah, U. V., et al (2022).
399 COVID-19 vaccine hesitancy in Africa: a scoping review. *Global health research and*
400 *policy*, 7(1), 21. <https://doi.org/10.1186/s41256-022-00255-1>
- 401 21. Syed Alwi, S., Rafidah, E., Zurraini, A., Juslina, O., Brohi, I. B., and Lukas, S. (2021). A
402 survey on COVID-19 vaccine acceptance and concern among Malaysians. *BMC public*
403 *health*, 21,1, 1129. <https://doi.org/10.1186/s12889-021-11071-6>
- 404 22. Borriello, A., Master, D., Pellegrini, A., & Rose, J. M. (2021). Preferences for a COVID-19
405 vaccine in Australia. *Vaccine*, 39, 3, 473–479. <https://doi.org/10.1016/j.vaccine.2020.12.032>
- 406 23. Wang, C., Han, B., Zhao, T., Liu, H., Liu, B., Chen, L., Xie, M., Liu, J., Zheng, H., Zhang,
407 S., Wang, Y., Huang, N., Du, J., Liu, Y. Q., Lu, Q. B., & Cui, F. (2021). Vaccination
408 willingness, vaccine hesitancy, and estimated coverage at the first round of COVID-19
409 vaccination in China: A national cross-sectional study. *Vaccine*, 39, 21, 2833–2842.
410 <https://doi.org/10.1016/j.vaccine.2021.04.020>
- 411 24. Sallam M. (2021). COVID-19 Vaccine Hesitancy Worldwide: A Concise Systematic Review
412 of Vaccine Acceptance Rates. *Vaccines*, 9(2), 160. <https://doi.org/10.3390/vaccines9020160>
- 413 25. Habersaat KB, Jackson C. Understanding vaccine acceptance and demand—and ways to
414 increase them. *Bundesgesundheitsblatt - Gesundheitsforschung - Gesundheitsschutz*. 2019
415 Dec 4;63(1):32–9.
- 416 26. Sisti LG, Buonsenso D, Moscato U, Costanzo G, Malorni W. The Role of Religions in the
417 COVID-19 Pandemic: A Narrative Review. *International Journal of Environmental Research*

- 418 and Public Health [Internet]. 2023 Jan 1 [cited 2023 Feb 24];20(3):1691. Available from:
419 <https://www.mdpi.com/1660-4601/20/3/1691>
- 420 27. Larson, H. J., Clarke, R. M., Jarrett, C., Eckersberger, E., Levine, Z., Schulz, W. S., et al.
421 (2018). Measuring trust in vaccination: A systematic review. *Human vaccines &*
422 *immunotherapeutics*, 14, 7, 1599–1609. <https://doi.org/10.1080/21645515.2018.1459252>
- 423 28. Karlsson, L. C., Soveri, A., Lewandowsky, S., Karlsson, L., Karlsson, H., Nolvi, S., et al.
424 (2021). Fearing the disease or the vaccine: The case of COVID-19. *Personality and*
425 *individual differences*, 172, 110590. <https://doi.org/10.1016/j.paid.2020.110590>
- 426 29. McElfish, P. A., Willis, D. E., Shah, S. K., Bryant-Moore, K., Rojo, M. O., & Selig, J. P.
427 (2021). Sociodemographic Determinants of COVID-19 Vaccine Hesitancy, Fear of Infection,
428 and Protection Self-Efficacy. *Journal of primary care & community health*, 12,
429 21501327211040746. <https://doi.org/10.1177/21501327211040746>
- 430 30. Ullah, I., Khan, K. S., Tahir, M. J., Ahmed, A., & Harapan, H. (2021). Myths and conspiracy
431 theories on vaccines and COVID-19: Potential effect on global vaccine
432 refusals. *Vacunas*, 22, 2, 93–97. <https://doi.org/10.1016/j.vacun.2021.01.001>
433