

1 Four years of PrEP use; sexual behaviour and STIs in the AMPrEP
2 demonstration project cohort among men who have sex with men in
3 Amsterdam, the Netherlands

4 Short title: Sexual behaviour and STIs over four years of oral PrEP use among MSM in Amsterdam

5 Mark A.M. VAN DEN ELSHOUT*¹, Eline WIJSTMA*¹, Anders BOYD^{1,2,5,7}, Vita JONGEN^{1,2}, Liza COYER¹,
6 Peter L. ANDERSON³, Udi DAVIDOVICH^{1,4}, Henry J.C. DE VRIES^{1,5,6}, Maria PRINS^{1,5,7}, Maarten F. SCHIM
7 VAN DER LOEFF**^{1,5,7}, Elske HOORNENBORG**¹, on behalf of the Amsterdam PrEP Project team in
8 the HIV Transmission Elimination AMsterdam Initiative (H-TEAM)

9 *authors contributed equally to this paper; **authors contributed equally to this paper

10 *Authors' affiliations*

11 ¹Department of Infectious Diseases, Public Health Service of Amsterdam, Amsterdam, the
12 Netherlands

13 ²Stichting hiv monitoring, Amsterdam, the Netherlands

14 ³Department of Pharmaceutical Sciences, University of Colorado Anschutz Medical Campus, Aurora,
15 CO, USA

16 ⁴Department of Social Psychology, University of Amsterdam, Amsterdam, the Netherlands

17 ⁵Amsterdam UMC location University of Amsterdam, Amsterdam institute for Infection & Immunity
18 (All), Meibergdreef 9, Amsterdam, the Netherlands

19 ⁶Amsterdam UMC location University of Amsterdam, Department of Dermatology, Meibergdreef 9,
20 Amsterdam, the Netherlands

21 ⁷Amsterdam UMC location University of Amsterdam, Department of Infectious Diseases,
22 Meibergdreef 9, Amsterdam, the Netherlands

23 *Corresponding author*

24 Mark A.M. van den Elshout, MD
25 Nieuwe Achtergracht 100, 1018 WT Amsterdam, the Netherlands
26 Phone: +31 20 555 9384
27 Email: mvdelshout@ggd.amsterdam.nl

28

29 *(Word) counts*

30 Abstract: 308 incl headings. Main text: 4516 (incl. headings, tables and captions). 4 Figures, 2 Tables,
31 8 Supplementary Tables, 37 references.

32 Key words: HIV; pre-exposure prophylaxis; PrEP; Men Who Have Sex With Men; Sexual behaviour;
33 sexually transmitted infections; hepatitis C; sexual empowerment

34

NOTE: This preprint reports new research that has not been certified by peer review and should not be used to guide clinical practice.

35 Abstract

36 Background

37 An increasing number of countries are currently implementing or scaling-up HIV pre-exposure
38 prophylaxis (PrEP) care. With the introduction of PrEP, there was apprehension about possible risk
39 compensation, particularly on the long term. To inform sexual health counselling and STI screening
40 programmes, we aimed to study sexual behaviour and STI incidence among men who have sex with
41 men (MSM) and transgender women who use long-term daily or event-driven PrEP.

42 Methods

43 The Amsterdam PrEP demonstration project (AMPrEP) provided oral daily PrEP and event-driven
44 PrEP to MSM and transgender women in 2015-2020. Participants could choose their PrEP regimen,
45 and could switch at each three-monthly visit. STI testing occurred at and, upon request, in-between
46 3-monthly study visits. We assessed changes in number of sex partners and condomless anal sex acts
47 over time with casual partners (CAS) using negative binomial regression. We assessed changes in
48 incidence rates (IR) of any STI (i.e., chlamydia, gonorrhoea, or infectious syphilis), individual STIs, and
49 HIV over time using Poisson regression.

50 Findings

51 367 participants (365 MSM) commenced PrEP and were followed for a median 3.9 years (IQR=3.4-
52 4.0). The number of sex partners decreased over time (adjusted rate ratio [aRR]=0.89/year,
53 95%CI=0.86-0.92), while the number of CAS acts with casual partners remained stable
54 (aRR=0.98/year, 95%CI=0.94-1.01). IR of any STI was 87/100 person years (PY) (95%CI=82-93) and did
55 not change over time for both daily PrEP or event-driven PrEP users. However, IRs of chlamydia and
56 gonorrhoea decreased slightly in daily PrEP users. Two daily PrEP users, and no event-driven PrEP
57 users, were diagnosed with HIV during their first year on PrEP.

58 Conclusion

59 With no increase in the number of casual sex partners nor of CAS acts, we found no indication of
60 possible risk compensation during the first four years of PrEP use. Although the STI incidence was
61 high, it did not increase over time.

62 Funding

63 ZonMw, RIVM, GGD, H-TEAM, Gilead.

64

65 Introduction

66 Since the publication of results from the iPrEX study in 2010(1), data on oral pre-exposure
67 prophylaxis (PrEP) use to prevent HIV have been accumulating through various randomised clinical
68 trials (RCTs), demonstration studies and implementation projects. PrEP has shown to be acceptable,
69 safe and highly effective in preventing HIV acquisition, provided adherence is good, especially among
70 men who have sex with men (MSM)(2, 3). As such, PrEP plays a pivotal role in achieving the UNAIDS
71 goal of zero new HIV infections(4, 5), and is being rolled out in an increasing number of countries(6).
72 With the introduction of PrEP there was apprehension about possible risk compensation. In 2018, a
73 systematic review of 17 PrEP cohort studies among MSM reported increases in condomless sex
74 among PrEP users and increased sexually transmitted infections (STI) diagnoses, but the median
75 follow-up time of included studies was only 6 months (range 3-18 months)(7). One of the larger
76 studies to date reported stable STI incidence, despite increased receptive condomless sex acts, with a
77 median follow-up of 22 months(8). To the best of our knowledge, there are no studies with longer-
78 follow-up time evaluating behavioural trends and STI incidence rates among MSM on PrEP. However,
79 since many PrEP users are expected to use PrEP for several years, such information would be needed
80 to inform policy makers and clinicians of current and future PrEP programmes. Therefore, we
81 prospectively assessed sexual behaviour and incidence rates of HIV and other STIs, including hepatitis
82 C virus (HCV), among MSM on PrEP for up to four years. We also assessed switching between the
83 daily and event-driven regimen, PrEP discontinuation and adherence to PrEP.

84

85 Methods

86 Study design

87 The Amsterdam PrEP demonstration project (AMPrEP) was an open-label demonstration study
88 conducted between 3 August 2015 and 1 December 2020 that included MSM and transgender
89 women. Participants were offered a free-of-charge oral coformulation of emtricitabine and tenofovir
90 disoproxil 200/245 mg (TDF/FTC) to be used as daily or event-driven PrEP. The study design, aim and
91 procedures have been described previously(9), and analyses of the first 24 months of follow-up and
92 HCV incidence have been published before(10, 11). Briefly, participants attended 3-monthly study
93 visits at the Centre for Sexual Health of the Public Health Service of Amsterdam, the Netherlands.
94 Eligible were MSM and transgender women without HIV, who were ≥ 18 years old and had, in the 6
95 months prior to screening, a substantial likelihood to acquire HIV sexually(9). Switching between
96 daily PrEP and event-driven PrEP was allowed at each 3-monthly study visit. All AMPrEP participants
97 provided samples for HIV, HCV and STI testing at each study visit. We requested participants to also
98 provide blood for dried blood spots (DBS) to measure adherence at the 3 or 6 and 12, 24 and 48
99 months study visits. We tested for HCV every 12 months until December 2016, and bi-annually
100 thereafter(11, 12).

101 Measures

102 Sociodemographic, psychosocial, clinical and behavioural characteristics were collected via
103 questionnaires. Demographics collected at inclusion in AMPrEP were age, gender identity, self-
104 declared ethnicity, place of residency, education level, employment status, income level, living
105 situation, relationship status and sexual preference. Behavioural and clinical characteristics included
106 history of condomless anal sex and bacterial STIs in the 6 months prior to inclusion. Self-reported
107 number of sex partners and anal sex acts, including partner type and condom use, were recorded
108 three-monthly. Participants self-reported half-yearly whether they engaged in chemsex, defined as
109 the use of γ -hydroxybutyrate/ γ -butyrolactone, methamphetamine or mephedrone prior to or during
110 sex.

111 Psychosocial determinants were measured yearly. Sexual compulsivity was measured using the
112 sexual compulsivity scale(13), with a score ≥ 24 being indicative of a greater impact of sexual
113 thoughts on daily functioning and of an inability to control sexual thoughts or behaviours(14). Sexual
114 satisfaction was measured using the New Sexual Satisfaction Scale (NSSS) on a discrete scale(15).
115 Symptoms of depression or anxiety were assessed using the Mental Health Inventory-5 (MHI-5)
116 score, where a score of < 60 indicated symptoms of depression or anxiety(16). The Alcohol Use
117 Disorders Identification Test (AUDIT)(17) and Drug Use Disorder Identification Test (DUDIT)(18)
118 questionnaires were used to assess problematic alcohol and drug use, respectively; scores ≥ 8 are
119 interpreted as indicative of alcohol-related or drug-related problems(19).

120

121 Outcomes

122 We assessed the number of sex partners, number of anal sex acts, and number of condomless anal
123 sex (CAS) acts with casual partners in the past 3 months at each study visit.

124 We assessed the number of diagnoses of chlamydia, gonorrhoea, infectious syphilis (stage 1, 2 and
125 recent latent syphilis), HCV and HIV. We calculated incidence rates as the number of visits with a
126 diagnosis (including repeat infections) divided by the person years (PY) of follow-up. Diagnoses were
127 laboratory-confirmed infections from samples taken during study visits or additional visits at the
128 Centre for Sexual Health during follow-up. We defined any STI as having one or more bacterial STIs
129 (i.e., chlamydia, gonorrhoea or infectious syphilis) at a visit. We stratified chlamydia and gonorrhoea
130 infections by anatomical site (i.e., anal, urogenital, or pharyngeal), and defined any anal STI as having
131 anal chlamydia or anal gonorrhoea. In calculating PY for IRs of bacterial STI, we assumed that
132 infection occurred at the date of positive test and follow-up time recontinued after infection. We
133 defined incident HCV infections according to clinical practice guidelines(20), and distinguished
134 between primary infections and reinfections. In calculating PY for IRs of HCV, we assumed that the
135 infection occurred midway between the last negative and first positive test. Follow-up time stopped
136 after infection and continued after confirmed sustained virologic response. In calculating PY for IRs of

137 HIV, we assumed that infection occurred midway between the last negative and first positive test,
138 and follow-up time stopped after infection.

139 We evaluated the number and rates of any switch between regimens as well as switch from daily
140 PrEP to event-driven PrEP and *vice versa*. We also evaluated the number and rate of PrEP
141 discontinuations, which were defined as one of the following: (a) a duration between study visits
142 lasting at least nine months without self-reporting continuing PrEP elsewhere during this period, (b)
143 reporting not having taken PrEP for at least 3 months (regardless of visit attendance), (c) attending a
144 formal study exit visit without self-reporting continuation of PrEP elsewhere, or (d) being lost-to-
145 follow up. Loss-to-follow-up was defined as not attending a study visit in the nine months prior to 15
146 March 2020 (i.e., the start of the COVID-19 lockdown measures in the Netherlands), whilst not
147 having completed the 48-month visit. Finally, we calculated the proportion of participants who still
148 used PrEP at 48 months after enrolment among those who could have reached 48 months of follow-
149 up before censoring.

150 We calculated median levels of intracellular tenofovir diphosphate (TFV-DP) in dried blood spots and
151 corresponding IQRs among daily PrEP users and report the proportion of daily PrEP users with good
152 adherence (TFV-DP ≥ 700 fmol/punch)(21). We do not report these outcomes for event-driven PrEP
153 users, since TFV-DP does not indicate prevention-effective adherence to event-driven PrEP(22).

154 [Laboratory methods](#)

155 Laboratory methods were described previously(10, 23). For DBS analyses of intracellular TFV-DP, the
156 48 month samples were measured using a 50:50 methanol:water extraction. Results were divided by
157 1.138 in order to compare them with the previous 70:30 extractions.

158 [Statistical methods](#)

159 We excluded participants without any follow-up study visits. Follow-up began at PrEP initiation (i.e.,
160 'baseline') and continued until 48-months of individual follow-up, last study visit, HIV diagnosis, or 15
161 March 2020, whichever occurred first. We excluded periods between PrEP discontinuation (as

162 described above) and PrEP re-initiation from follow-up time. We presented analysis for both the
163 overall study population and stratified on daily PrEP or event-driven PrEP. PrEP regimen was included
164 as a time-updated variable.

165 To analyse changes in sexual behaviour, we report the median and interquartile ranges (IQR) of
166 sexual behaviour outcomes for each study visit. We modelled the year-on-year change in mean
167 sexual behaviour outcomes (excluding baseline visits) using a mixed-effects negative binomial
168 regression model with a random intercept and random slope on the participant-level to account for
169 between-individual variability at baseline and during follow-up, respectively, and robust standard
170 errors to ensure variance corresponded to individuals. We report relative ratios (RR) and
171 corresponding 95% confidence intervals (CI), and used a Wald χ^2 test to test for changes over time.
172 We provide unadjusted estimates and estimates adjusted for age category at baseline (i.e., ≤ 34 , 35–
173 44, ≥ 45 years).

174 We calculated the incidence rate difference between daily PrEP and event-driven PrEP users and
175 report two-sided p-values. To analyse changes in bacterial STI incidence, we calculated STI IRs per
176 100PY of follow-up and corresponding 95%CI based on a Poisson distribution. We modelled the
177 change in STI IRs compared to the first year on PrEP using Poisson regression with a gamma-
178 distributed frailty, and added a random intercept on the individual level. We report incidence rate
179 ratios (IRR) and corresponding 95%CI per year, and used a Wald χ^2 test to test for changes compared
180 to the first year on PrEP. We provide unadjusted estimates and estimates adjusted for age category
181 at baseline and STI testing frequency (i.e., ≤ 3 , 4–5, ≥ 6 tests per year) as a time-updated variable. We
182 did not model change in HIV and HCV incidence rates over time owing to the low number of
183 infections.

184 To analyse changes in PrEP use, we calculated regimen switch rates per 100PY and 95%CI based on a
185 Poisson distribution, and calculated linear change in switch rates per year as switch rate ratio. We
186 calculated the total number of PrEP discontinuations (including discontinuations after re-initiating)
187 and median time until first discontinuing PrEP. We evaluated factors associated with time until first

188 stopping PrEP using multivariable Cox regression, which were selected *a priori*(24, 25) and included
189 the following: demographic (age, education level and place of residence), sexual behaviour and STI
190 (number of CAS acts with casual partners, any bacterial STI in the past 3 months), and mental
191 wellbeing. We included education level and place of residency as time-fixed variables and all other
192 variables as time-updated. Data from (half-)yearly questionnaires were carried backwards for study
193 visits that occurred in the past 6 and 12 months, respectively.

194 In sensitivity analyses, we re-ran the models on STI incidence and sexual behaviour using follow-up
195 time including periods between PrEP discontinuation and re-initiation as periods with missing data.

196 We defined significance at a p-value <0.05. All statistical analyses were performed in STATA version
197 17.0 (StataCorp, College Station, Texas, USA). The study was registered at the Netherlands Trial
198 Register (NL5413).

199 Role of the funders

200 The study funders had no role in study design, data collection, data analysis, data interpretation, nor
201 in writing of the manuscript.

202

203 Results

204 Participants and baseline characteristics

205 Between August 3, 2015 and May 31, 2016, 376 participants were enrolled. Of these, nine (2.4%)
206 were excluded from analyses because they did not attend any follow-up visits. Of the 367 included
207 participants, 365 were MSM and two identified as transgender women. Median age at baseline was
208 40 years (IQR=32-48), 315/367 (86%) self-declared to be white and 280/367 (76%) had at least a
209 college degree (S1 Table). The median follow-up time was 3.9 years (IQR=3.4-4.0), totalling 1258PY of
210 observation. Of 282 participants who could have reached 48 months of follow-up before censoring,
211 192 (68%) still used PrEP after 48 months.

212 Sexual behaviour

213 Reported numbers of sex partners and anal sex acts decreased over time (adjusted rate ratio [aRR]
214 0.89/year [95% CI 0.86-0.91] and 0.91/year [95% CI 0.89-0.94], respectively; Table 1). These changes
215 were also statistically significant when stratified by PrEP regimen (Table 1, Fig 1). Number of CAS acts
216 with casual partners did not significantly change over time (aRR 0.98/year [95% CI 0.94-1.01]), nor
217 when stratified by regimen (Table 1, Fig 1). Numbers of sex partners and CAS acts with casual
218 partners were higher in daily PrEP users compared to event-driven PrEP users (S2 Table).

219 Results from sensitivity analyses assessing behaviour over time since initiating PrEP while including
220 periods without PrEP use or follow-up were largely the same, and additionally showed a decrease in
221 the number of CAS acts with casual partners among event-driven users (aRR 0.92 [95%CI 0.85-0.99];
222 p=0.032; S3 Table).

223

Table 1. Four-year outcomes of sexual behaviour per year on PrEP among AMrEP participants, Amsterdam, The Netherlands, 2015-20

	No. of visits with data	Crude		Adjusted ^a		
		Crude RR (95% CI)	p-value	aRR (95% CI)	p-value	
Number of sexual partners^b						
Overall	5,105	0.89 [0.86-0.91]	<0.0001	0.86 [0.83-0.88]	<0.0001	
Daily	3,787	0.91 [0.88-0.94]	<0.0001	0.87 [0.84-0.91]	<0.0001	
Event-driven	1,318	0.85 [0.81-0.90]	<0.0001	0.82 [0.77-0.88]	<0.0001	
Number of anal sex acts^b						
Overall	5,112	0.91 [0.88-0.93]	<0.0001	0.88 [0.85-0.91]	<0.0001	
Daily	3,791	0.93 [0.90-0.96]	<0.0001	0.90 [0.87-0.93]	<0.0001	
Event-driven	1,321	0.85 [0.80-0.90]	<0.0001	0.84 [0.79-0.89]	<0.0001	
Number of CAS acts with casual partners^b						
Overall	5,108	0.97 [0.94-1.01]	0.17	0.92 [0.88-0.97]	0.0006	
Daily	3,787	1.00 [0.96-1.04]	0.96	0.94 [0.89-0.98]	0.018	
Event-driven	1,321	0.93 [0.87-1.00]	0.067	0.90 [0.82-0.98]	0.012	

Abbreviations: AMPrEP: Amsterdam PrEP demonstration project; CAS: condomless anal sex; CI: confidence

interval; PrEP: pre-exposure prophylaxis; (a)RR: (adjusted) rate ratio.

^aAdjusted for age category at enrolment (i.e., <35, 35-44, ≥45 years), and including a random intercept and random slope at the participant-level.

^bIn the past 3 months

224

225 **Fig 1.** Sexual behaviour during the first four years on PrEP, AMPrEP, The Netherlands, 2015-20.

226 Panel A shows median (IQR) number of sex partners, panel B shows median number of anal sex acts,
227 and panel C shows median number of CAS acts with casual partners. Lines represent medians per
228 study visit. Shaded regions represent interquartile ranges.

229 Abbreviations: AMPrEP: Amsterdam PrEP demonstration project; IQR: interquartile range; PrEP: pre-
230 exposure prophylaxis.

231

232 Incidence of bacterial sexually transmitted infections

233 In 1092 consultations among 289/367 participants, at least one STIs was diagnosed during 1258PY:
234 891 during 914PY among daily PrEP users and 201 during 344PY among event-driven PrEP users. IR of
235 any STI was 87/100PY (95%CI=82-92), 97/100PY for daily PrEP users (95%CI=91-104) and 59/100PY
236 for event-driven PrEP users (95%CI=51-67; Fig 2; Table 2; S4 Table). Compared to the first year, IR of
237 any STI was lower in the second (aIRR=0.83, 95%CI=0.71-0.98) and third (aIRR=0.83, 95%CI=0.70-
238 0.98) year (S5 Table). This decrease was not seen in the fourth year (aIRR=0.95, 95%CI=0.79-1.10).
239 When stratified by regimen, similar findings were observed among daily PrEP users, but IRs were
240 stable over yearly intervals among event-driven PrEP users (Fig 3; S5 Table). We did not observe a
241 change in any or specific STIs over time, nor when stratified by regimen (S5 Table). Sensitivity
242 analyses assessing STI incidence since initiating PrEP and ignoring gaps in follow-up yielded
243 comparable results (S6 Table).

244 **Fig 2.** Incidence of any syphilis, gonorrhea or chlamydia among AMPrEP participants during the first
245 four years on PrEP, AMPrEP, The Netherlands, 2015-20. Lines represent incidence rates per 100
246 person-years, as calculated over the previous 3 months. Vertical bars represent 95% confidence
247 intervals.

248 Abbreviations: AMPrEP: Amsterdam PrEP demonstration project; IR: incidence rate; PrEP: pre-
249 exposure prophylaxis

250 **Fig 3.** Incidence rate ratios per year on PrEP for any STI (A), chlamydia (B), gonorrhea (C) and
251 infectious syphilis (stage 1 and 2 and recent latent; D), adjusted for age and STI testing frequency,
252 among AMPrEP participants, Amsterdam, the Netherlands, 2015-20

253 Abbreviations: AMPrEP: Amsterdam PrEP demonstration project; IRR: incidence rate ratio; STI:
254 sexually transmitted infection;

255 NB: Year 1 is used as reference category; IRRs are adjusted for age category at baseline (i.e., <35, 35-
256 44, ≥45 years) and individual yearly STI testing frequency. Due to a low number of newly detected

257 infectious syphilis among event-driven PrEP users, we estimated the IRR per year on PrEP only for
258 daily PrEP users. Vertical bars represent 95% confidence intervals.

Table 2. Four-year outcomes of incidence of STIs overall and by PrEP regimen, among AMPrEP participants, Amsterdam, the Netherlands, 2015-20

	Total				Daily PrEP				Event-driven PrEP				p-value ^a
	No. of participants with ≥1 positive test	No. of positive tests	PY	IR per 100PY (95% CI)	No. of participants with ≥1 positive test	No. of positive tests	PY	IR per 100PY (95% CI)	No. of participants with ≥1 positive test	No. of positive tests	PY	IR per 100PY (95% CI)	
Any STI^b	289	1092	1258	86.8 [81.8-92.1]	246	891	914	97.4 [91.3-104]	89	201	344	58.5 [50.9-67.2]	<0.0001*
Any anal STI^c	241	758	1258	60.3 [56.1-64.7]	208	630	914	68.9 [63.7-74.5]	66	128	344	37.2 [31.3-44.3]	<0.0001*
Chlamydia^d	227	524	1258	41.7 [38.2-45.4]	197	432	914	47.2 [43.0-51.9]	54	92	344	26.8 [21.8-32.8]	<0.0001*
Gonorrhoea^d	234	615	1258	48.9 [45.2-52.9]	195	505	914	55.2 [50.6-60.3]	61	110	344	32.0 [26.6-38.6]	<0.0001*
Infectious syphilis^e	111	140	1258	11.1 [9.4-13.1]	86	108	914	11.8 [9.8-14.3]	30	32	344	9.3 [6.6-13.2]	0.27
HIV	2	2	1258	0.16 [0.04-0.64]	2	2	914	0.22 [0.06-0.88]	0	0	344	0.00 [0-1.1]	0.53
HCV^{f,g}	15	17	1186	1.4 [0.9-2.3]	14	15	870	1.7 [1.0-2.9]	2	2	315	0.6 [0.2-2.5]	0.17

Abbreviations: AMPrEP: Amsterdam PrEP demonstration project; CI: confidence interval; HCV: hepatitis C virus; IR: incidence rate; LGV: lymphogranuloma venereum; PrEP: pre-exposure prophylaxis; PY: person-years; STI: sexually transmitted infection

^aTwo-sided p-value for crude incidence rate difference between daily and event-driven PrEP users

^bAny STI: chlamydia (any location), gonorrhoea (any location), infectious syphilis (stage 1, 2 and recent latent infection)

^cAny anal STI: anal chlamydia or anal gonorrhoea

^dAt any anatomical location

^eSyphilis stage 1, stage 2 and recent latent infection

^fBased on RNA positivity, and regardless of history of prior HCV infection or HCV antibody positivity

^gOne individual had a first HCV infection and HCV re-infection during follow-up

260 Incidence rates of HIV and HCV

261 Two daily PrEP users were diagnosed with HIV during follow-up, both in the first year since PrEP
262 initiation, resulting in an IR of 0.16/100PY (95%CI=0.04-0.64; S4 Table). We have already reported on
263 these cases in more detail(10, 26). In brief, one participant had discontinued PrEP several months
264 before HIV diagnosis and the other participant was a daily PrEP user whose adherence to PrEP was
265 confirmed to be adequate(26). No diagnosis of HIV was observed among event-driven PrEP users
266 (IR=0/100PY, 95%CI=0-1.07; S4 Table).

267 17 incident HCV infections were diagnosed among 15 participants during 1186PY of follow-up
268 (IR=1.4/100PY, 95%CI=0.89-2.30; S4 Table). Ten were primary infections and 7 reinfections. daily
269 PrEP users accounted for 15 of these infections (IR=1.7/100PY, 95%CI=1.0-2.9) and event-driven PrEP
270 users for two (IR=0.6/100PY, 95%CI=0.2-2.5). The number of HCV infections decreased over time:
271 year 1, $n=6$ (IR=1.8/100PY, 95%CI=0.8-3.9); year 2, $n=8$ (IR=2.6/100PY, 95%CI=1.3-5.2); year 3, $n=2$
272 (IR=0.7/100PY, 95%CI=0.2-2.7); year 4, $n=1$ (IR=0.4/100PY, 95%CI=0.06-2.6).

273 Regimen switching

274 Overall, 137/367 (37%) participants switched PrEP regimens 254 times: 141 times from daily PrEP to
275 event-driven PrEP and 113 times from event-driven PrEP to daily PrEP use. The rate of any switch
276 was highest in the first year (26.1/100PY) and decreased over time (IRR 0.87/year [95% CI 0.78-0.98],
277 $p=0.019$) to 17.2/100PY in the fourth year (S7 Table; Fig 4).

278 **Fig 4:** Transitions through PrEP regimens during up to four years on PrEP among AMPrEP
279 participants, Amsterdam, the Netherlands, 2015-20.

280 At baseline, numbers on the bars indicate the percentage of participants who intended to use daily
281 or event-driven PrEP. At all follow-up visits, numbers on the bars indicate the percentage of
282 participants who reported having used daily or event-driven PrEP in the past 3 months.

283 Abbreviations: AMPrEP: Amsterdam PrEP demonstration project; PrEP: pre-exposure prophylaxis.

284 Discontinuation of PrEP use

285 We observed 112 PrEP stops among 98/367 (27%) participants; 31 stops were subsequently followed
286 by a restart. 43 participants had a formal study exit visit and another 43 were lost-to-follow-up. We
287 registered 17 gaps of more than 9 months between study visits, and nine participants reported not
288 having used PrEP for a period of at least three months, despite continuing study participation.
289 Median time until the first stop among those who stopped was 21 (IQR=12-35) months. Overall rate
290 of stopping was 8.3/100PY (95%CI=6.9-10.0). In multivariable analysis, younger age ($p=0.036$), fewer
291 CAS acts with casual partners ($p=0.039$) and not having a college-or university degree ($p=0.030$) were
292 associated with earlier stopping. Being diagnosed with an STI in the past 3 months was not
293 associated with stopping (adjusted HR=0.48, 95%CI=0.14-1.64, $p=0.24$; S8 Table).

294 Intracellular TFV-DP concentrations

295 Among daily PrEP users, median TFV-DP concentration at 3 or 6 months was 1263 fmol/punch
296 (IQR=1000-1619; $n=240$), at 12 months 1299 fmol/punch (IQR=1021-1627; $n=259$), at 24 months
297 1288 fmol/punch (IQR=1005-1617; $n=223$) and at 48 months 1693 fmol/punch (IQR=1310-2252;
298 $n=127$). At 12 months, 93% ($n=240/259$) of participants had a TFV-DP concentration ≥ 700
299 fmol/punch, at 24 months 90% ($n=200/223$) and at 48 months 94% ($n=120/127$).

300

301 Discussion

302 Over the first four years of PrEP use among participants of this prospective demonstration cohort in
303 Amsterdam, the Netherlands, the number of CAS acts with casual partners remained stable, and the
304 total number of sex partners decreased over time. STI incidence was high, but stable over time.

305 Therefore, these findings provide no indication of risk compensation in this cohort. Incidence of HIV
306 was very low and the two incident infections occurred during the first year on PrEP. Objectively
307 measured adherence among daily PrEP users remained well above the protective threshold during
308 study follow-up for the large majority of participants. Retention at 48 months was high (68%). Thus,
309 effectiveness of PrEP continues beyond the previously reported 2-year results in our and other
310 demonstration studies(8, 10, 27). This supports implementation of low-threshold PrEP services
311 including STI counselling, testing and treatment at regular intervals.

312 PrEP programme policies select for people who are behaviourally susceptible for HIV and therefore
313 these people are prone to acquire other STIs. As AMPPrEP was initiated in 2015, before the European
314 Medicine Agency approved TDF/FTC for PrEP in July 2016, there was no other formal way to acquire
315 PrEP in the Netherlands at the time. The lack in PrEP availability likely resulted in inclusion of a group
316 of early PrEP adopters.

317 We assessed multiple sexual behaviour measures. We considered the number of CAS acts with casual
318 partners as the most relevant factor in the context of HIV acquisition. The rate of this behaviour
319 remained constant over four years of follow-up in both daily PrEP and event-driven PrEP users, with
320 expectedly higher numbers among daily PrEP users. However, the total number of sex partners
321 decreased over time, as previously observed by Molina et al. (2022)(8). Grant et al. (2010) noted a
322 reduction of sex partners with whom participants had receptive intercourse over a median follow-up
323 of 1.2 years, and suggested that the services around PrEP use (e.g. counselling) or taking the pill itself
324 could serve as a reminder of HIV risk and contribute to choosing this “safer behaviour”(1). Reyniers
325 et al. (2021) suggest a broader paradigm of improved sexual health brought about by PrEP, through
326 empowering its users to more actively engage in their sexual health(28). AMPPrEP participants had

327 the opportunity to reflect on their sexual activity with nurses and physicians during each three-
328 monthly consultation. This paradigm of sexual empowerment, leading to more considered sexual
329 decisions, could explain why we observed a stable number of anal sex acts combined with fewer sex
330 partners over time in our cohort.

331 AMPrEP and the Be-PrEP-ared project in Belgium were the first prospective demonstration projects
332 to offer participants the choice between daily PrEP and event-driven PrEP, including the option to
333 switch between regimens. We observed a high and stable incidence of STIs, similar to other early
334 PrEP studies(29-31). We noted this especially among daily PrEP users, as well as higher numbers of
335 sex partners and CAS acts compared to event-driven PrEP users, in agreement with an earlier, pooled
336 analyses of AMPrEP and Be-PrEP-ared over the first 28 months(32). daily PrEP appears to be used
337 during periods with more frequent sexual contacts or less condom use, coinciding with an increase in
338 the chance to acquire HIV and STIs. This suggests that PrEP users are capable of deciding which
339 regimen to use, depending on their sexual behaviour.

340 The low HIV incidence is likely a direct result of high PrEP adherence, as demonstrated by high
341 median levels of TFV-DP around the level of perfect adherence. These levels were also well above the
342 protective thresholds at all time points up to 4 years after PrEP initiation in the majority of
343 participants. A subgroup of participants was included in a nested RCT assessing the effect of an app
344 providing visualised feedback to increase adherence, as reported previously(23, 33), which could
345 have possibly been a contributing factor to adherence. The absence of any HIV infection after one
346 year on PrEP provides further evidence that PrEP use can be sustainable and efficacious in preventing
347 HIV over the longer course. This finding is in line with other studies with less follow-up time(8, 27).

348 HCV prevalence was high among participants initiating PrEP in AMPrEP(12) as described in previous
349 analyses of our cohort, but during follow-up its incidence appeared to decrease over time, parallel to
350 the decrease seen in the Dutch population with HIV since direct-acting antivirals for HCV became
351 widely available in 2015(34).

352 In our cohort, a substantial proportion of participants switched PrEP regimens once or multiple
353 times, especially during the first year of PrEP use. Retention to PrEP remained high over four years
354 and the vast majority of the daily PrEP users had high adherence levels at each measurement. The
355 majority of participants that stopped using PrEP, did so because of low self-perceived need for
356 PrEP(35). However, there can be discordance between self-perceived and actual need for PrEP(36).
357 This can leave ex-PrEP users vulnerable to HIV, as supported by reports of high HIV incidence among
358 people who discontinued PrEP(37), stressing the importance of low-threshold access to PrEP and
359 adherence and persistence counselling so PrEP users may discontinue PrEP well-informed.

360 A major strength of this study is the long follow-up time of up to four years. In real-world settings,
361 many are likely to use PrEP for several years and very little data were available on long term (i.e.
362 longer than two years) PrEP use. Second, AMPrEP was a prospective, observational cohort, enabling
363 a prospective assessment of outcome measures in which STI diagnoses made in-between study visits
364 were included. Third, AMPrEP was among the first two demonstration projects allowing participants
365 to choose between daily PrEP and event-driven PrEP use, adapt their PrEP use to match their need of
366 protection, allowing an independent and long-term assessment of both regimens and inter-regimen
367 switching behaviour.

368 We acknowledge some limitations. The AMPrEP cohort officially closed at 1 December 2020, but due
369 to COVID-19 measures, we censored data after 15 March 2020, to exclude effects on sexual
370 behaviour and STI incidence resulting from the COVID-19 pandemic. Therefore we were not able to
371 include up to five years of follow-up nor the official end-of-study visits. Second, this cohort
372 presumably included a high proportion of early adopters. Participants were relatively old, and mostly
373 identified as men, white, and were college or university educated and they are unlikely to represent
374 the broader population of MSM and transgender women who could benefit from PrEP. We were only
375 able to include two transgender women. Future PrEP studies should aim to include a more
376 representative sample for the population susceptible to HIV.

377 In conclusion, oral PrEP is a very effective HIV prevention strategy over a long period of use. We did
378 not observe increasing numbers of sex partners, condomless anal sex acts, or STI incidence over
379 time. These results support implementation of low-threshold PrEP services, including regular
380 counselling, STI testing and treatment. People susceptible to HIV should be empowered to choose
381 their preferred HIV prevention strategies, including PrEP.

382

383 Acknowledgements

384 We thank all AMPrEP participants, members of the advisory board and community engagement
385 group. Additionally, we thank Roel Achterbergh, Ertan Ersan, Michelle Kroone, Dominique Loomans,
386 Kees de Jong, Ilya Peters, Princella Felipa, Myra van Leeuwen, Jason Schouten, Kenneth Yap, Hanne
387 Zimmermann and all members of the H-TEAM consortium (S9 Annex).

388 Contributors

389 EH, MP and MSvdL contributed to design of the AMPrEP demonstration project and acquired
390 funding. EH, MP, MSvdL and MvdE contributed to the study design. LC and EW conducted the data
391 management. EW performed the statistical analyses under supervision of AB and VJ. MvdE drafted
392 the manuscript under supervision of MSvdL. All authors contributed to the interpretation of results,
393 critically revised the manuscript and approved the final version for publication.

394 Funding

395 The AMPrEP study received funding as part of the H-TEAM initiative from ZonMw (grant number:
396 522002003), the National Institute for Public Health and the Environment (RIVM), GGD research
397 funds and the H-TEAM. The study drug and an unrestricted research grant for AMPrEP was provided
398 by Gilead Sciences. The H-TEAM initiative is supported by the Aidsfonds Netherlands (grant number:
399 2013169), Stichting Amsterdam-Dinner Foundation, Gilead Sciences Europe Ltd (grant number: PA-
400 HIV-PREP-16-0024), Gilead Sciences (protocol numbers: CONL-276-4222,CO-US-276-1712), Janssen
401 Pharmaceuticals (reference number: PHNL/JAN/0714/0005b/1912fde), M.A.C. AIDS Fund and ViiV
402 Healthcare (PO numbers: 3000268822, 3000747780).

403 Ethics approval

404 The study was approved by the ethics board of the Amsterdam University Medical Centers, location
405 AMC, Amsterdam, The Netherlands (NL49504.018.14). Participants gave written informed consent to
406 participate in the study before taking part.

407 Data sharing

408 Data are available upon reasonable request. The AMPrEP data are owned by the Public Health
409 Service of Amsterdam. Original data can be requested by submitting a study proposal to the steering
410 committee of AMPrEP. The proposal format can be obtained from amprep@ggd.amsterdam.nl.
411 Request for further information can also be submitted through the same email address. The AMPrEP
412 steering committee verifies each proposal for compatibility with general objectives, ethical approval
413 and informed consent forms of the AMPrEP study and potential overlap with ongoing studies. There
414 are no restrictions to obtaining the data and all data requests will be processed in a similar way.

415 References

- 416 1. Grant RM, Lama JR, Anderson PL, McMahan V, Liu AY, Vargas L, et al. Preexposure
417 chemoprophylaxis for HIV prevention in men who have sex with men. *N Engl J Med*.
418 2010;363(27):2587-99.
- 419 2. Murchu EO, Marshall L, Teljeur C, Harrington P, Hayes C, Moran P, et al. Oral pre-exposure
420 prophylaxis (PrEP) to prevent HIV: a systematic review and meta-analysis of clinical effectiveness,
421 safety, adherence and risk compensation in all populations. *BMJ open*. 2022;12(5):e048478.
- 422 3. Fonner VA, Dalglish SL, Kennedy CE, Baggaley R, O'Reilly KR, Koechlin FM, et al. Effectiveness
423 and safety of oral HIV preexposure prophylaxis for all populations. *AIDS*. 2016;30(12):1973-83.
- 424 4. van Sighem A, van der Valk M. Moving towards zero new HIV infections: The importance of
425 combination prevention. *The Lancet Regional Health–Western Pacific*. 2022;25.
- 426 5. Ending inequalities and getting on track to end AIDS by 2030 [press release]. Geneva,
427 Switzerland: UNAIDS2022.
- 428 6. AVAC. PrEPWatch [Available from: www.prepwatch.org/]
- 429 7. Traeger MW, Schroeder SE, Wright EJ, Hellard ME, Cornelisse VJ, Doyle JS, et al. Effects of
430 pre-exposure prophylaxis for the prevention of human immunodeficiency virus infection on sexual
431 risk behavior in men who have sex with men: a systematic review and meta-analysis. *Clinical*
432 *Infectious Diseases*. 2018;67(5):676-86.
- 433 8. Molina J-M, Ghosn J, Assoumou L, Delaugerre C, Algarte-Genin M, Pialoux G, et al. Daily and
434 on-demand HIV pre-exposure prophylaxis with emtricitabine and tenofovir disoproxil (ANRS
435 PREVENIR): a prospective observational cohort study. *The lancet HIV*. 2022;9(8):e554-e62.
- 436 9. Hoornenborg E, Achterbergh RC, van der Loeff MFS, Davidovich U, van der Helm JJ,
437 Hogewoning A, et al. Men who have sex with men more often chose daily than event-driven use of
438 pre-exposure prophylaxis: baseline analysis of a demonstration study in Amsterdam. *J Int AIDS Soc*.
439 2018;21(3):e25105.
- 440 10. Hoornenborg E, Coyer L, Achterbergh RC, Matser A, van der Loeff MFS, Boyd A, et al. Sexual
441 behaviour and incidence of HIV and sexually transmitted infections among men who have sex with
442 men using daily and event-driven pre-exposure prophylaxis in AMPrEP: 2 year results from a
443 demonstration study. *The lancet HIV*. 2019;6(7):e447-e55.
- 444 11. Hoornenborg E, Coyer L, Boyd A, Achterbergh RCA, van der Loeff MFS, Bruisten S, et al. High
445 incidence of HCV in HIV-negative men who have sex with men using pre-exposure prophylaxis.
446 *Journal of hepatology*. 2020;72(5):855-64.
- 447 12. Hoornenborg E, Achterbergh RCA, Schim van der Loeff MF, Davidovich U, Hogewoning A, de
448 Vries HJC, et al. MSM starting preexposure prophylaxis are at risk of hepatitis C virus infection. *AIDS*.
449 2017;31(11):1603-10.

- 450 13. Grov C, Parsons JT, Bimbi DS. Sexual compulsivity and sexual risk in gay and bisexual men.
451 Archives of sexual behavior. 2010;39(4):940-9.
- 452 14. Kalichman SC, Johnson JR, Adair V, Rompa D, Multhauf K, Kelly JA. Sexual sensation seeking:
453 Scale development and predicting AIDS-risk behavior among homosexually active men. Journal of
454 personality assessment. 1994;62(3):385-97.
- 455 15. Štulhofer A, Buško V, Brouillard P. Development and bicultural validation of the new sexual
456 satisfaction scale. Journal of sex research. 2010;47(4):257-68.
- 457 16. Kelly MJ, Dunstan FD, Lloyd K, Fone DL. Evaluating cutpoints for the MHI-5 and MCS using the
458 GHQ-12: a comparison of five different methods. BMC psychiatry. 2008;8(1):10.
- 459 17. Babor TF, Higgins-Biddle JC, Saunders JB, Monteiro MG. AUDIT: The Alcohol Use Disorders
460 Identification Test. Guidelines for use in primary care, Geneva. World Health Organization. 2001.
- 461 18. Berman AH, Bergman H, Palmstierna T, Schlyter F. Evaluation of the Drug Use Disorders
462 Identification Test (DUDIT) in criminal justice and detoxification settings and in a Swedish population
463 sample. European addiction research. 2005;11(1):22-31.
- 464 19. Achterbergh RCA, Hoornenborg E, Boyd A, Coyer L, Meuzelaar SJA, Hogewoning AA, et al.
465 Changes in mental health and drug use among men who have sex with men using daily and event-
466 driven pre-exposure prophylaxis: Results from a prospective demonstration project in Amsterdam,
467 the Netherlands. EClinicalMedicine. 2020;26:100505.
- 468 20. EuropeanAssociationForTheStudyOfTheLiver. EASL Clinical Practice Guidelines: management
469 of hepatitis C virus infection. Journal of hepatology. 2014;60(2):392-420.
- 470 21. Grant RM, Anderson PL, McMahan V, Liu A, Amico KR, Mehrotra M, et al. Uptake of pre-
471 exposure prophylaxis, sexual practices, and HIV incidence in men and transgender women who have
472 sex with men: a cohort study. Lancet Infect Dis. 2014;14(9):820-9.
- 473 22. Jongen VW, Hoornenborg E, van den Elshout MA, Boyd A, Zimmermann HM, Coyer L, et al.
474 Adherence to event-driven HIV PrEP among men who have sex with men in Amsterdam, the
475 Netherlands: analysis based on online diary data, 3-monthly questionnaires and intracellular TFV-DP.
476 Journal of the International AIDS Society. 2021;24(5):e25708.
- 477 23. van den Elshout MAM, Hoornenborg E, Achterbergh RCA, Coyer L, Anderson PL, Davidovich
478 U, et al. Improving adherence to daily PrEP among MSM in Amsterdam by providing feedback via a
479 mobile application. AIDS. 2021.
- 480 24. Coyer L, van den Elshout MA, Achterbergh RC, Matser A, van der Loeff MFS, Davidovich U, et
481 al. Understanding pre-exposure prophylaxis (PrEP) regimen use: Switching and discontinuing daily
482 and event-driven PrEP among men who have sex with men. EClinicalMedicine. 2020;29:100650.
- 483 25. Koppe U, Marcus U, Albrecht S, Jansen K, Jessen H, Gunsenheimer-Bartmeyer B, et al.
484 Barriers to using HIV pre-exposure prophylaxis (PrEP) and sexual behaviour after stopping PrEP: a
485 cross-sectional study in Germany. BMC Public Health. 2021;21:1-10.
- 486 26. Hoornenborg E, Prins M, Achterbergh RCA, Woittiez LR, Cornelissen M, Jurriaans S, et al.
487 Acquisition of wild-type HIV-1 infection in a patient on pre-exposure prophylaxis with high
488 intracellular concentrations of tenofovir diphosphate: a case report. Lancet HIV. 2017;4(11):e522-e8.
- 489 27. Grulich AE, Jin F, Bavinton BR, Yeung B, Hammoud MA, Amin J, et al. Long-term protection
490 from HIV infection with oral HIV pre-exposure prophylaxis in gay and bisexual men: findings from the
491 expanded and extended EPIC-NSW prospective implementation study. The Lancet HIV.
492 2021;8(8):e486-e94.
- 493 28. Reyniers T, Nöstlinger C, Vuylsteke B, De Baetselier I, Wouters K, Laga M. The impact of PrEP
494 on the sex lives of MSM at high risk for HIV infection: Results of a Belgian cohort. AIDS and Behavior.
495 2021;25:532-41.
- 496 29. McCormack S, Dunn DT, Desai M, Dolling DI, Gafos M, Gilson R, et al. Pre-exposure
497 prophylaxis to prevent the acquisition of HIV-1 infection (PROUD): effectiveness results from the
498 pilot phase of a pragmatic open-label randomised trial. Lancet. 2016;387(10013):53-60.
- 499 30. Molina JM, Capitant C, Spire B, Pialoux G, Cotte L, Charreau I, et al. On-Demand Preexposure
500 Prophylaxis in Men at High Risk for HIV-1 Infection. N Engl J Med. 2015;373(23):2237-46.
- 501 31. Vuylsteke B, Reyniers T, De Baetselier I, Nöstlinger C, Crucitti T, Buyze J, et al. Daily and
502 event-driven pre-exposure prophylaxis for men who have sex with men in Belgium: results of a

- 503 prospective cohort measuring adherence, sexual behaviour and STI incidence. *Journal of the*
504 *International AIDS Society*. 2019;22(10):e25407.
- 505 32. Jongen VW, Reyniers T, Ypma ZM, Schim van der Loeff MF, Davidovich U, Zimmermann HM,
506 et al. Choosing event-driven and daily HIV pre-exposure prophylaxis—data from two European PrEP
507 demonstration projects among men who have sex with men. *Journal of the International AIDS*
508 *Society*. 2021;24(8):e25768.
- 509 33. van den Elshout MA, Hoornenborg E, Coyer L, Anderson PL, Davidovich U, de Vries HJ, et al.
510 Determinants of adherence to daily PrEP measured as intracellular tenofovir diphosphate
511 concentrations over 24 months of follow-up among men who have sex with men. *Sexually*
512 *Transmitted Infections*. 2022.
- 513 34. Smit C, Boyd A, Rijnders BJ, van de Laar TJ, Leyten EM, Bierman WF, et al. HCV micro-
514 elimination in individuals with HIV in the Netherlands 4 years after universal access to direct-acting
515 antivirals: a retrospective cohort study. *The Lancet HIV*. 2021;8(2):e96-e105.
- 516 35. Zimmermann HM, Eekman SW, Achterbergh RC, van der Loeff MFS, Prins M, de Vries HJ, et
517 al. Motives for choosing, switching and stopping daily or event-driven pre-exposure prophylaxis—a
518 qualitative analysis. *African Journal of Reproduction and Gynaecological Endoscopy*. 2019;22(10).
- 519 36. Blumenthal J, Jain S, Mulvihill E, Sun S, Hanashiro M, Ellorin E, et al. Perceived versus
520 calculated HIV risk: implications for pre-exposure prophylaxis uptake in a randomized trial of men
521 who have sex with men. *Journal of acquired immune deficiency syndromes (1999)*. 2019;80(2):e23.
- 522 37. Spinelli MA, Laborde N, Kinley P, Whitacre R, Scott HM, Walker N, et al. Missed opportunities
523 to prevent HIV infections among pre-exposure prophylaxis users: a population-based mixed methods
524 study, San Francisco, United States. *Journal of the International AIDS Society*. 2020;23(4):e25472.

525

Sexual behavior per 3 months during the first four years on PrEP

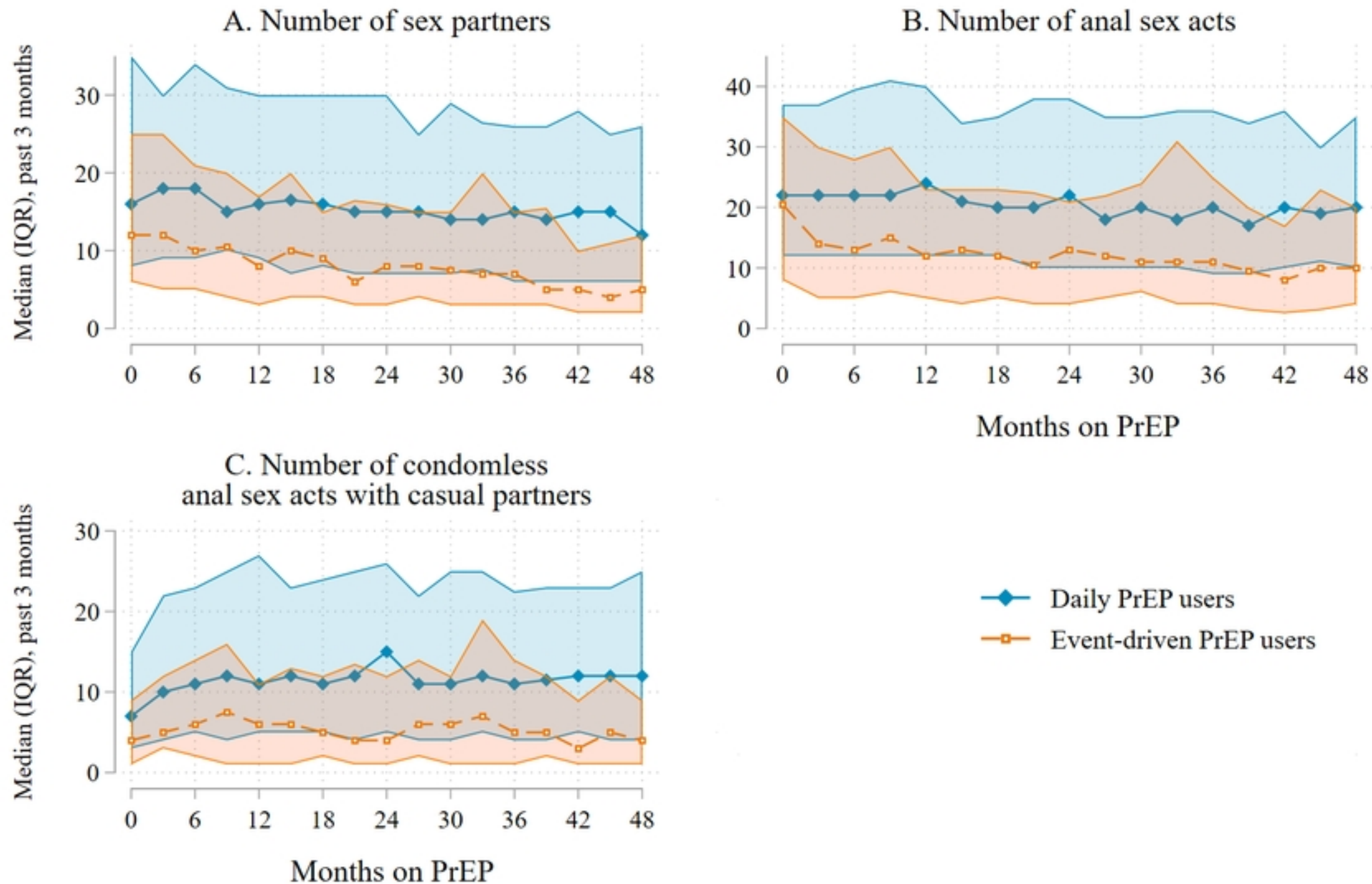


Fig1

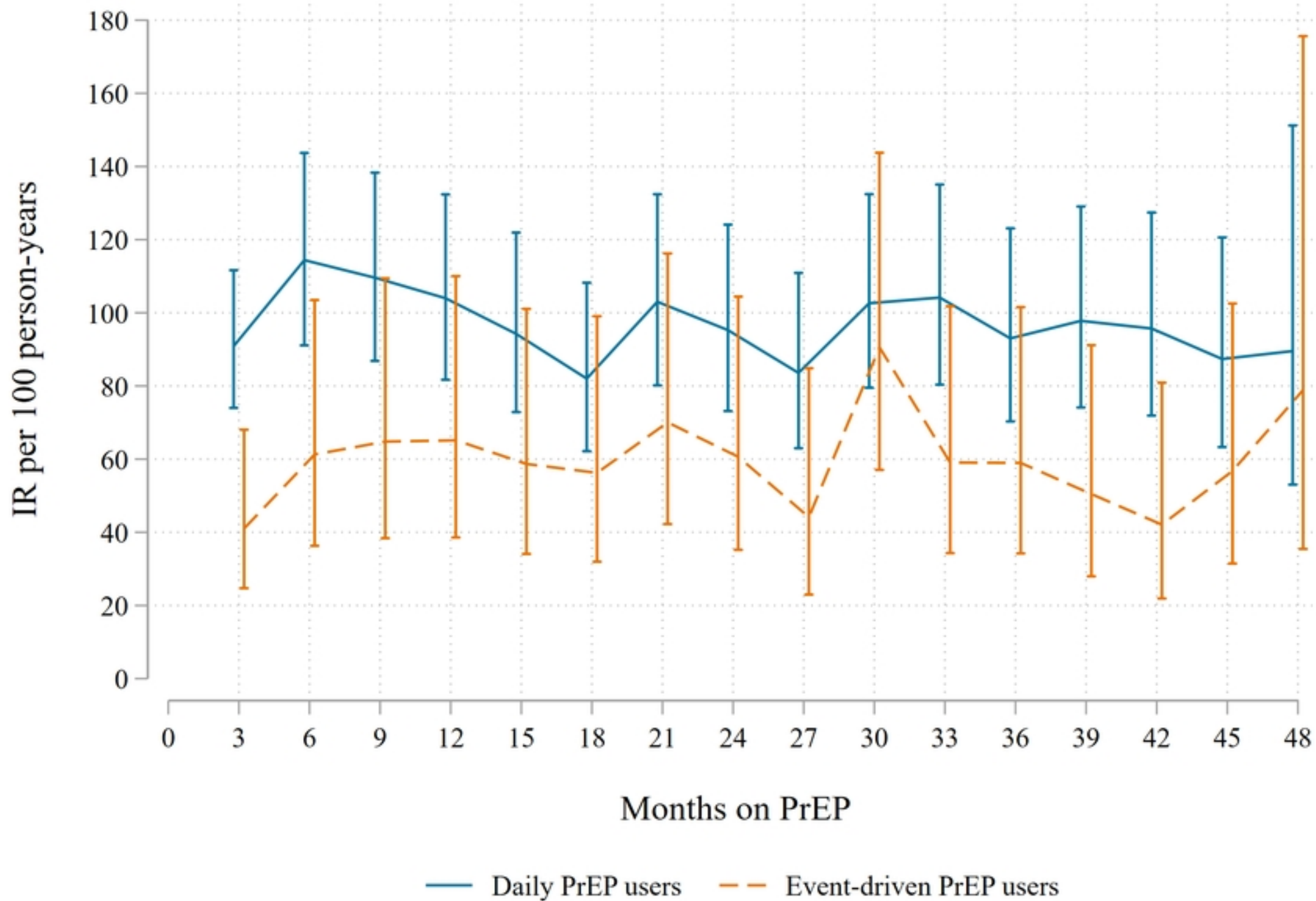


Fig2

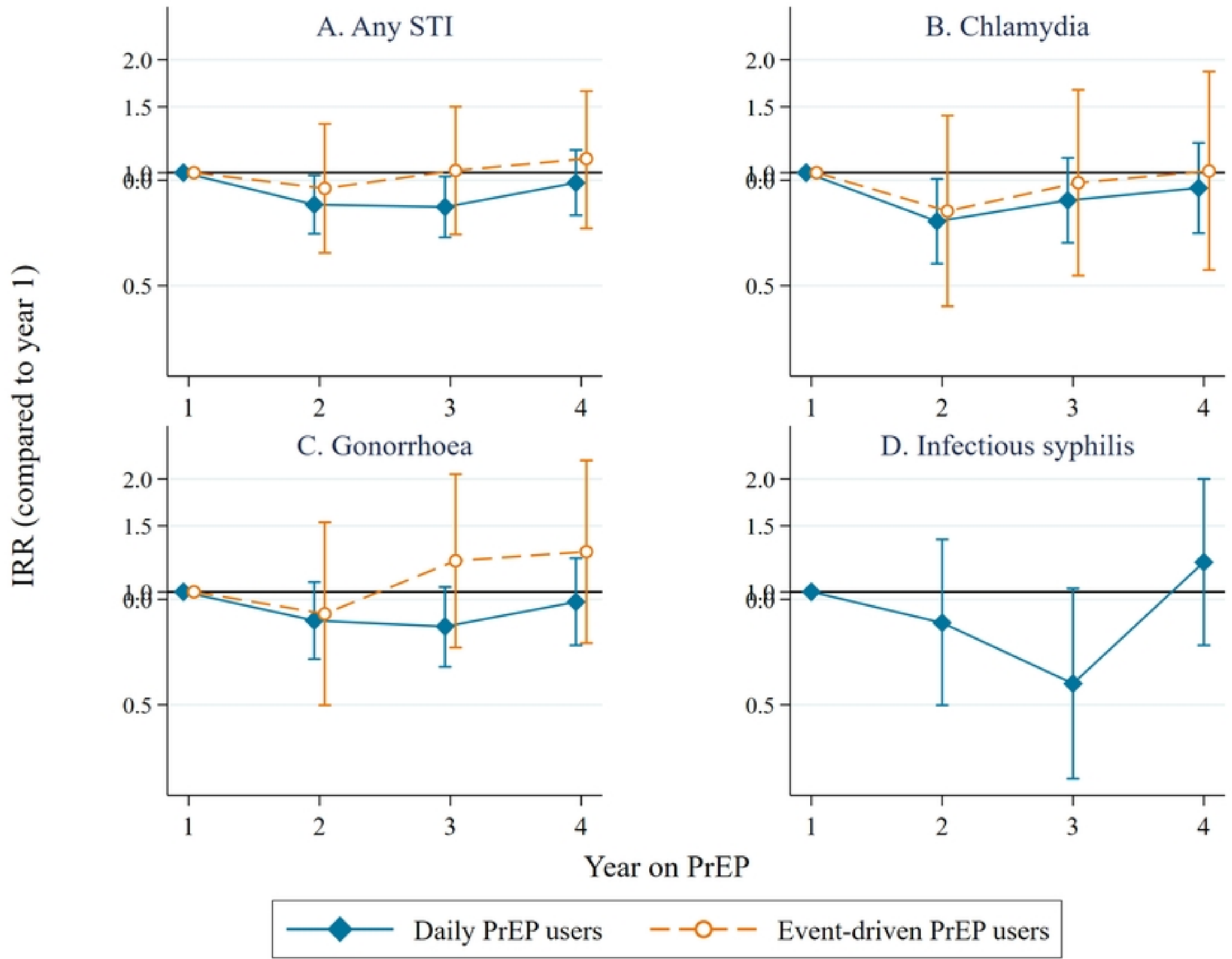


Fig3

Number of participants

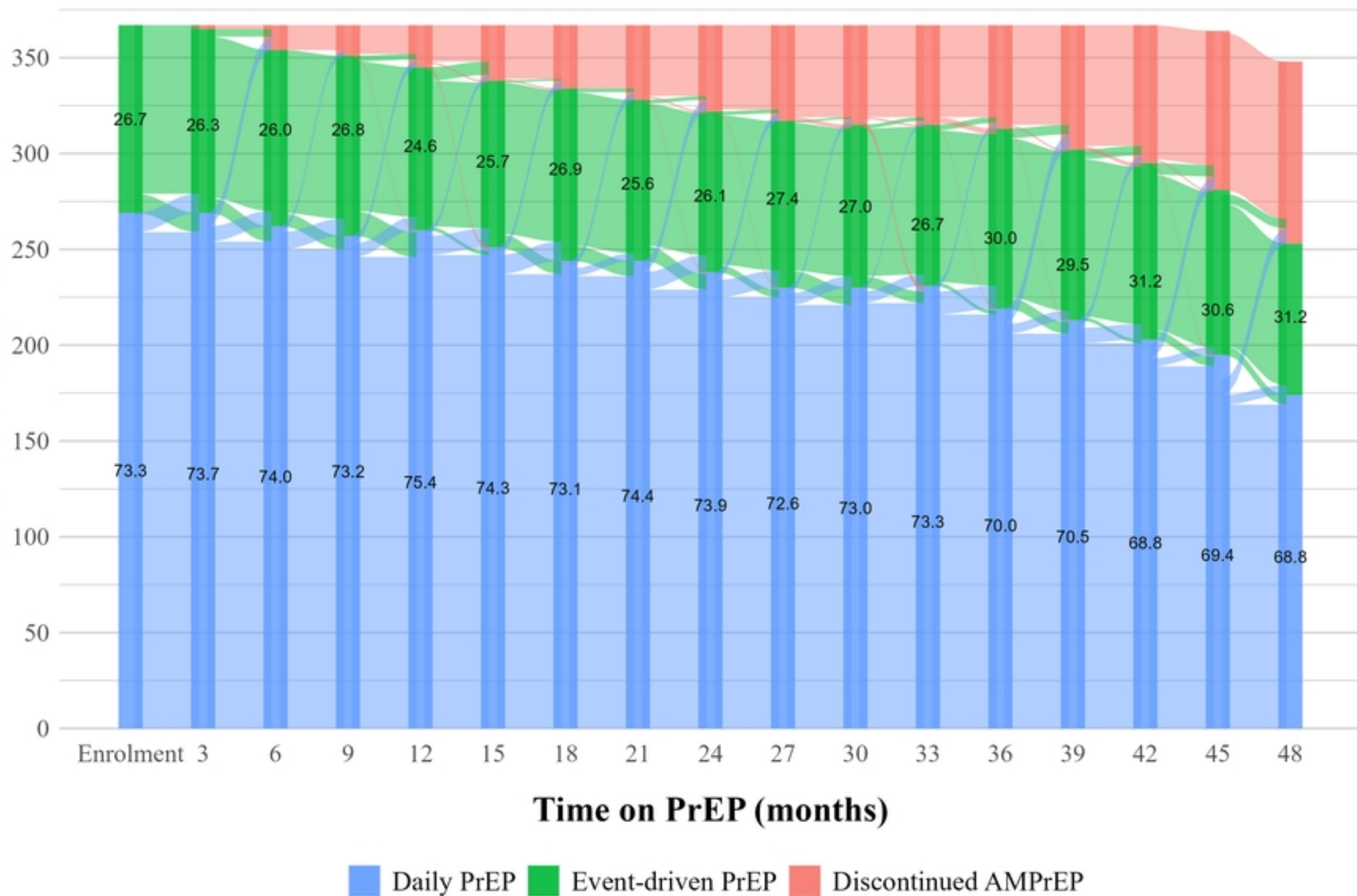


Fig4