

empagliflozin monotherapy in non-alcoholic fatty liver disease with type 2 diabetes: study protocol for a randomised controlled clinical trial

Yu-Hao Lin, ^{#1} Zhi-Jun Zhang, ^{#1} Jin-Qing Zhong, ² Zhi-Yi Wang, ¹ Yi-Ting Peng, ³ Yan-Mei Lin, ¹ Huo-Ping Zhang, ⁴ Jian-Qing Tian, ^{*1}

¹Department of Endocrinology, Xiamen Humanity Hospital, Fujian Medical University, Xiamen, Fujian, China.

²Department of Laboratory Medicine, Xiamen Humanity Hospital, Fujian Medical University, Xiamen, Fujian, China.

³Department of Endocrinology, Zhongshan Hospital Xiamen University, Xiamen, Fujian, China.

⁴Department of Ultrasound, Xiamen Humanity Hospital, Fujian Medical University, Xiamen, Fujian, China.

[#]Contributed equally.

^{*}Corresponding author

^{*}E-mail: 449256119@qq.com

ABSTRACT

It is made available under a [CC-BY-NC 4.0 International license](https://creativecommons.org/licenses/by-nc/4.0/) .

Background

Nonalcoholic fatty liver disease (NAFLD) is strongly associated with type 2 diabetes (T2DM). Lifestyle intervention remains a preferred treatment modality for NAFLD. As the glucose-lowering agents, glucagon-like peptide (GLP-1) receptor agonists and sodium-glucose cotransporter-2 (SGLT-2) inhibitors have been demonstrated to improve liver fat content and glycaemic control in patients with NAFLD and T2DM. However, studies exploring the efficacy of GLP-1 receptor agonists combined with SGLT-2 inhibitors in patients with NAFLD and T2DM are scanty. Thus, the present randomised controlled trial aims at comparing the efficacy and safety of semaglutide plus empagliflozin with each treatment alone in patients with NAFLD and T2DM.

Methods

This 52-week double-blinded, randomised, parallel-group, active-controlled trial evaluates the effects of semaglutide, empagliflozin and semaglutide + empagliflozin in 105 eligible overweight/obese subjects with NAFLD and T2DM. The primary outcome will be a change from baseline to week 52 in the controlled attenuation parameter, free fatty acid and glucagon. Secondary endpoints include changes in liver stiffness measurement, liver enzymes, blood glucose, lipid levels, renal function, electrolyte balances, minerals and bone metabolism, cytokines, high-sensitivity C-reactive protein, ferritin, anthropometric indicators, nonalcoholic fatty liver fibrosis score, fibrosis 4 score and homeostatic model assessment for insulin resistance. In addition, intention-to-treat, interim analysis and safety analysis will be performed.

Discussion

This double-blinded, randomised, clinical trial involves a multi-disciplinary approach and aims to explore the synergistic effects of the combination of semaglutide and empagliflozin. The results can provide important insights into mechanisms of GLP-1 receptor agonists and/or SGLT-2 inhibitors in patients with NAFLD and T2DM.

Trial registration

This study has been registered with Chinese Clinical Trial Registry (ChiCTR2300070674).

INTRODUCTION

It is made available under a [CC-BY-NC 4.0 International license](https://creativecommons.org/licenses/by-nc/4.0/).

Nonalcoholic fatty liver disease (NAFLD) is characterized by the presence of hepatic steatosis exceeding 5% in individuals without excessive alcohol intake or any other chronic liver diseases ^[1]. The prevalence of NAFLD has increased steadily by 0.7% annually, from 21.9% to 37.3% between 1990 and 2019 ^[2]. This rise in prevalence is associated with a growing elderly population and a rise in the incidence of type 2 diabetes mellitus (T2DM) and obesity ^[3]. Over 55% of T2DM patients complicated with NAFLD and suboptimal glycaemic control is a prominent clinical risk factor for more advanced forms of NAFLD, including fibrosis, cirrhosis, hepatocellular carcinoma and liver failure ^[4, 5].

T2DM and NAFLD share pathophysiological features that act synergistically to increase the risk of metabolic syndrome through dysregulation of glucose and lipid metabolism as well as insulin resistance ^[6]. Increased adiposity and insulin resistance contribute to the stimulation of *de novo* lipogenesis, resulting in elevated levels of free fatty acids. Consequently, there is an accumulation of ectopic fat in liver cells, pancreas, or muscles, which ultimately results in the formation of fatty liver and pancreatic steatosis ^[7]. Hence, there is a high unmet need among patients with T2DM and NAFLD for efficacious pharmacotherapies to improve liver health, provide glycemic control and mitigate the risk of cardiovascular and renal morbidity. Unfortunately, no pharmacotherapies have yet been approved by the United States Food and Drug Administration (FDA) and the European Medicines Agency (EMA) for the treatment of NAFLD. Newer glucose-lowering agents, including glucagon-like peptide (GLP-1) receptor agonists and sodium-glucose cotransporter-2 (SGLT-2) inhibitors have been assessed in participants with T2DM and NAFLD, because of their multiple pleiotropic effects ^[8, 9].

To our knowledge, semaglutide, a GLP-1 receptor agonist, has been associated with an improvement in liver-enzyme levels and amelioration of the severity of hepatic steatosis ^[10-12]. Further, a real-world investigation has demonstrated that semaglutide can improve liver steatosis in patients with T2DM ^[13]. Similarly, empagliflozin, an SGLT-2 inhibitor, has been shown to improve liver steatosis in T2DM patients with NAFLD or nonalcoholic steatohepatitis (NASH) ^[14-16]. Concomitant treatment with GLP-1 receptor agonists and SGLT-2 inhibitors may have synergistic effects due to their distinct mechanisms. Compared

an SGLT-2 inhibitor, showed superior efficacy in ameliorating markers of hepatic steatosis and fibrosis in patients with T2DM^[17]. Currently, there is a dearth of studies that may guide the concomitant use of GLP-1 receptor agonists and SGLT-2 inhibitors, and no existing proof regarding the use of semaglutide and empagliflozin combination in treating patients with T2DM and NAFLD^[18].

Hence, the present prospective randomised controlled trial sought to investigate the efficacy and safety of semaglutide plus empagliflozin compared with each treatment alone in patients with T2DM and NAFLD.

METHODS

Trial design and setting

A schematic diagram of the study design is displayed in Fig 1. This is a double-blinded, randomised, parallel-group, active-controlled trial of patients with T2DM and NAFLD. A total 105 participants divided in a 1:1:1 ratio will be recruited, of which 35 will be randomised to semaglutide, 35 to empagliflozin and 35 to semaglutide plus empagliflozin. All patients will be recruited from Xiamen Humanity Hospital, of Fujian Medical University. Included patients will receive the trial drug and be monitored for 52 weeks. The trial will be completed in 2024. All clinical visits will be conducted at Xiamen Humanity Hospital of Fujian Medical University. All investigators will undergo good clinical practice training and be trained in the study requirements, standardized clinical measurements and counselling for adherence. A flow chart of the study process is shown in Fig 2.

Fig 1. Schedule of enrolment, interventions, and assessments.

Notes: CAP, controlled attenuation parameter; FFA, free fatty acid; LSM, liver stiffness measurement; NFS, Nonalcoholic fatty liver fibrosis score; FIB-4, Fibrosis 4 score; HOMA-IR, Homeostatic model assessment for insulin resistance.

Fig 2. Flow of participants.

Notes: T2DM, type 2 diabetes mellitus; NAFLD, nonalcoholic fatty liver disease; CAP, controlled attenuation parameter; LSM, liver stiffness measurement.

participate in this study. The study design and present protocol follows the guidelines of the Standard Protocol Items: Recommendations for Interventional Trials (SPIRIT) and the Declaration of Helsinki ^[19].

Patient and public involvement

Patients and/or the public were not involved in the design, or conduct, or reporting, or dissemination plans of this research.

Eligibility criteria

Volunteers expressing interest will undergo eligibility screening based on the inclusion and exclusion criteria.

Inclusion criteria

1. Age of ≥ 18 years old at the time of enrolment.
2. Diagnosis of NAFLD.
3. Diagnosis of T2DM.
4. Body mass index (BMI) more than 24 kg/m².
5. Patients who had not used GLP-1 receptor agonists and SGLT-2 inhibitors within 4 weeks.

Exclusion criteria

1. Type 1 diabetes mellitus, gestational diabetes mellitus or other types of diabetes mellitus.
2. Previously treated with thiazolidinediones.
3. History of cardiac, hepatic or renal insufficiency.
4. Patients with viral hepatitis (such as hepatitis B), alcoholic liver disease, autoimmune hepatitis, drug-induced liver disease, hemochromatosis, Wilson's disease, liver cirrhosis, inborn errors of metabolism (such as cholesterol ester storage disease), or other causes of chronic liver disease.
5. History of cerebral stroke, malignant tumor or pancreatitis.
6. History of medullary thyroid carcinoma or multiple endocrine neoplasia type 2 in oneself or family.
7. Pregnancy, lactation or desire for conception during the study period.
8. Consumed more than 140g of ethanol per week for men and more than 70g of ethanol per

9. Known or suspected hypersensitivity to GLP-1 receptor agonists, SGLT-2 inhibitors or metformin.
10. Known or suspected mental and psychological disorders.
11. History of chronic anaemia (Hb level <100 g/L in men and <90 g/L in women).
12. Unwilling or unable to provide informed consent.

Interventions

Following the completion of all evaluations, participants will be randomly assigned to three groups. Each group will receive either semaglutide plus placebo, empagliflozin plus placebo or semaglutide plus empagliflozin. The subcutaneous semaglutide injection will be initiated at a dosage of 0.25 mg once weekly for the first 4 weeks and the dose will be doubled every 4 weeks until 1 mg is reached (days 1-28: 0.25 mg semaglutide, days 29-56: 0.5 mg semaglutide and days 57-364: 1.0 mg semaglutide). Patients who cannot tolerate up-titration to 1.0 mg semaglutide will continue with 0.5 mg once weekly. Patients who cannot tolerate 0.5 mg semaglutide will be excluded from the study. Patients will receive instruction on the subcutaneous injection technique, which can be self-administered at home. Patients who cannot self-inject will be assisted by a nurse will. Patients will receive 10 mg of empagliflozin daily throughout the study in the empagliflozin plus placebo or semaglutide plus empagliflozin group. Patients will be required to report any development of adverse events (AEs) during the entire treatment period to their provider. Besides taking study medications, patients will be advised on the management of various coexisting illnesses during the trial. Before the commencement of the trial, all participants will receive nutritional and exercise counseling from an experienced dietician. In between follow-up interviews, participants will receive a reminder of scheduled study visits via WeChat.

Outcomes

After obtaining the participants' informed consent, demographic and clinical characteristics of the participants will be collected, including age, sex, height, weight, waist circumference, medical history and medications, course of disease and family health history of T2DM, etc.

Primary outcome

parameter (CAP); (2) free fatty acid; and (3) glucagon.

Secondary outcomes

Secondary endpoints include changes in (1) liver stiffness measurement (LSM), (2) liver enzymes, (3) fasting glucose, glycated hemoglobin (HbA1c), fasting insulin and fasting C-peptide, (4) lipid profiles, (5) renal function and electrolyte balances, (6) minerals and bone metabolism (25-hydroxyvitamin D3 (25[OH]D3) and parathyroid hormone (PTH)), (7) cytokines (interleukin-6 (IL-6) and adiponectin), (8) high-sensitivity C-reactive protein (hsCRP), (9) ferritin, (10) anthropometric indicators (body weight, BMI, the waist and hip circumference, waist-to-hip ratio, numbers of weight loss achieving at least 5% and blood pressure), (11) nonalcoholic fatty liver fibrosis score (NFS) ^[20]: $1.675 + 0.037 \times \text{age (years)} + 0.094 \times \text{BMI (kg/m}^2\text{)} + 1.13 \times \text{impaired fasting glycaemia (IFG)/diabetes (yes = 1, no = 0)} + (0.99 \times \text{aspartate aminotransferase (AST)/alanine aminotransferase (ALT) ratio}) (0.013 \times \text{platelet } [\times 10^9/\text{L}]) (0.66 \times \text{albumin [g/dl]})$, (12) Fibrosis 4 score (FIB-4) ^[21]: $(\text{age [years]} \times \text{AST [U/L]}) / ((\text{platelets (109/L)}] \times \sqrt{\text{ALT [U/L]}})$, (13) homeostatic model assessment for insulin resistance (HOMA-IR) ^[22]: $[\text{fasting glucose (mmol/l)} \times \text{fasting insulin (pmol/l)}] / 135$.

Safety outcomes

Participants will be required to report any AEs, and details, including time of occurrence, severity, duration, treatment and outcome, will be recorded. AEs will be continuously monitored. In addition, all reported AEs will be explained and resolved properly.

Outcome Measurements

Assessment of hepatic steatosis and fibrosis in the participants will be evaluated with CAP and LSM, respectively using FibroScan at baseline and, weeks 24 and 52. Participants will be required to fast for at least 2 hours before the FibroScan test. After 12 hours of fasting, 10 mL of blood sample will be taken from each participant by a certified phlebotomist. The sample will be centrifuged at 3500 rpm for 10 min for serum extraction. The level of free fatty acid, glucagon, liver enzymes (ALT, AST and gamma-glutamyl transferase (GGT)), fasting glucose, HbA1c, fasting insulin, fasting C-peptide, serum lipid profiles (total cholesterol (TC), triglyceride (TG), low-density lipoprotein-cholesterol (LDL-C) and high-density lipoprotein-

adiponectin, hsCRP and ferritin will be measured by an accredited medical laboratory. These measurements will be conducted at baseline and weeks 12, 24 and 52. Outcomes will be assessed by independent investigators, who will be blinded to the grouping assignment. The results of the grouping will be assigned a number and then placed inside a sealed envelope.

Sample size

The Professional Association for SQL Server (PASS) 2021 software will be used for sample size calculation. This calculation will be based on the estimate of the CAP as reported by previous RCT study^[23]. Considering a two-tailed test with $\alpha=0.05$ and 90% power, the total number of participants will be 93, with 31 participants in each group. Assuming a dropout rate of 10%, the total number of participants will be 105, with 35 participants in each group.

Recruitment

Participants with T2DM and NAFLD will be recruited from outpatient and inpatient of the endocrinology or gastroenterology department of the Xiamen Humanity Hospital of Fujian Medical University. Notices about recruitment are displayed on bulletin boards within the hospital, as well as on WeChat friend circle, WeChat group, Weibo and other social media platforms. The notices will encompass a concise overview of the study aims, medicines, eligibility criteria, contact information and information on how to participate in the study. The eligibility of potential participants will be evaluated by the study coordinator. Thereafter, the study coordinator will screen eligible participants based on inclusion and exclusion criteria and provide a detailed explanation of the study protocol to ensure that participants fully understand the trial. All participants will be required to sign an informed consent form if they agree to participate in the study.

Randomization

Participants who enrolled in the study and provided their written informed consent will complete the baseline assessment. Afterwards, participants will be randomly assigned to each of the matched groups in a 1:1:1 allocation ratio using permutation blocks with a block size of 4, stratified according to age, gender and BMI. A randomisation list will be generated by an independent researcher using the Sealed Envelope online randomization program. The

after enrollment. The allocation assignment will be performed by an independent researcher who will not be involved in the outcome assessment. Similarly, participants, healthcare providers, data analysts and outcome assessors will be blinded to the treatment allocation.

Data collection and management

Data entry, coding, security, and storage will be performed by a well-trained study coordinator throughout the trial. Data will be collected at baseline, and weeks 12, 24 and 52. All participants will first undergo a point-of-care FibroScan to assess the degree of fatty liver, followed by blood sample collection to assess metabolic parameters, renal function, electrolyte balances, inflammatory cytokines, minerals and bone metabolism, as well as biometric assessments to evaluate demographic information. Clinical research coordinators will collect all required data from participants' self-administered questionnaire. Clinical data and viral test results of the participants will be collected in a standardised electronic case report forms and transferred to a uniform electronic data capture (EDC) system. To ensure confidentiality, all data will be anonymised before being submitted to other project staff. The database will be locked until completion of the study. All data will be archived at Xiamen Humanity Hospital for at least 5 years or longer after completion of the study.

Statistical analysis

The Shapiro-Wilk test will be used to evaluate the normal distribution of continuous variables. Normally distributed data will be represented as mean \pm standard deviation (SD), while nonnormally distributed data will be expressed as medians and interquartile ranges (IQRs). Data for categorical variables will be summarized using numbers, percentages and frequencies. Mixed-effect model for repeated measures (MMRM) will be applied to examine the effect of treatment on longitudinal assessments of continuous efficacy end-points, with the corresponding end point and baseline value in the model. Analysis of covariance (ANCOVA) will be used for within-group comparisons among three treatment groups. For categorical efficacy endpoints, logistical regression with fixed effects of treatment and baseline as a covariate will be used. Safety analyses of AEs in both groups and the comparison among three groups will be conducted using the Chi-squared test or Fisher's

modified intention-to-treat principle in which all randomised participants who underwent randomization and received at least one dose of the treatment. Statistical analysis will be performed using R statistical software V.4.3.1. Statistical significance will be set as two-sided p-values of ≤ 0.05 . An interim analysis is planned for this study when a 50% enrollment is reached. Patient information and clinical data will remain confidential on a professional data platform.

Trial monitoring

Data monitoring

A Data Monitoring Committee (DMC) has been established, encompassing one endocrinologist, one hepatologist and one biostatistician who are familiar with clinical trial design. The DMC will regularly review the study progress and advise on study continuation and/or any changes to the protocol. Results from interim analysis will be reported to the DMC and blinded to the investigators. Further, the DMC is independent of the trial sponsor and has no conflicting interests.

Harms

Information about AEs will be collected on a questionnaire throughout the intervention period plus two additional weeks and recorded in case report forms with details such as occurrence time, duration, severity, treatment, outcome, and relevance to the treatment. AEs will be assessed by the study team via out-patient hospital visits, phone calls or WeChat. AEs are defined as serious if they result in adverse reactions requiring intensive treatment or fatality. Any AEs and serious AEs will be immediately reported to the DMC and the principal investigator. Afterwards, the principal investigator will immediately take appropriate measures in response to serious AEs. For other significant AEs, a case-by-case discussion will be conducted.

Auditing

Data auditing will be conducted by an independent auditor trimonthly throughout the trial and near the time that is planned for interim analyses. Specifically, 10% of the questionnaires will be randomly drawn and inspected regarding their degree of matching with the database input.

Ethics and dissemination

It is made available under a [CC-BY-NC 4.0 International license](https://creativecommons.org/licenses/by-nc/4.0/) .

Research ethics approval

This clinical trial has been approved by the Research Ethics Committee of Xiamen Humanity Hospital of Fujian Medical University (HAXM-MEC-20230105-002-01). All trial associated procedures will be conducted to comply with the Declaration of Helsinki principles.

Protocol amendments

Protocol amendments will be carried out according to Good Clinical Practice requirements and approved by the Research Ethics Committee. Any protocol amendments will be documented and explained.

Consent or assent

A trained investigator will be responsible for obtaining informed assent and consent from potential participants before participating in the study. Informed consent will be provided to participants in written and verbal. If requested, verbal translation will also be provided. The consent process will include providing the participants with a detailed introduction to the study and fully answering any questions raised by the participants.

Confidentiality

Personal information for both potential and enrolled participants will be kept confidential before, during and after the trial. Standardised paper forms will be used to collect personal information from participants. To ensure confidentiality, each enrolled participant will be assigned a personal identification number, which will also be used for subsequent data analysis. Participant's personal information will be stored on a secure password-protected server and will not be included in any study forms, reports, publications or any other disclosures unless legally mandated.

Declaration of interests

No competing interests or conflicts of interest to be disclosed.

Access to data

Access to the final trial dataset will be restricted to the data managers and study investigators. However, to ensure confidentiality, any identifying participant information will be blinded from project team members.

No ancillary or post-trial care is planned.

Dissemination policy

The results from the research will be submitted for publication in a peer-reviewed journal and will also be presented at relevant scientific conferences with personal information omitted. And the trial results will be communicated collectively to the participants, who will then be given the option to request a copy of the final report or a simplified version thereof, which will be provided upon their preference. As part of our media outreach efforts, the findings will be shared with healthcare professionals and the public via our webpages, WeChat, and Micro-blog. Eligibility for authorship will be determined following the guidelines set by the International Committee of Medical Journal Editors (ICMJE).

Discussion

NAFLD is a major public health concern with an increasing prevalence worldwide. The concurrent of this condition with diabetes poses a considerable threat, exacerbating the likelihood of cirrhosis, liver cancer and mortality ^[24]. Since there are currently no effective therapies for T2DM with NAFLD yet, the identification of safe and efficacious pharmacological treatments poses a significant challenge. Therefore, we will conduct a 52-week double-blinded randomised trial to compare the efficacy of semaglutide plus empagliflozin versus semaglutide or empagliflozin monotherapy.

Nowadays, histopathological evaluation of liver biopsy is regarded as the gold standard for diagnosing NAFLD, determining disease stage and predicting prognosis ^[25]. However, liver biopsy presents several limitations, such as the invasive nature of sampling, patient reluctance, and postoperative risks, especially when repeated sampling is required. Given the limitations of repeated liver biopsy, ultrasound will be used to observe changes in CAP and LSM among patients with T2DM and NAFLD in our study. In addition, patients' free fatty acid, glucagon, relevant indexes for glucose and lipid metabolism, insulin sensitivity, noninvasive scores, adiponectin and other indicators will be evaluated.

and inflammation through mechanisms that may, in part, be independent of weight reduction [15, 26]. However, the dominant underlying mechanism by which GLP-1 receptor agonists reduce liver fat remains elusive. We hypothesize that GLP-1 receptor agonists improve glucagon resistance, which reduces hepatic triglyceride content. It has been recently suggested that SGLT-2 inhibitors downregulate miR-34a-5p expression and inhibit the expression of genes related to the transforming growth factor beta (TGF β) signaling pathway in hepatic stellate cells to ameliorate NAFLD-associated fibrosis [27]. Our study seeks to explore the synergistic effects of GLP-1 receptor agonist and SGLT2 inhibitor combination.

Acknowledgements

We would like to thank Medical and Health Guidance Projects of Xiamen, China for funding this work.

Author contributions

Three authors (YH L, ZJ Z and JQ T) contributed to conception and study design. Two authors (ZJ Z and ZY W) contributed to recruiting the participants. Two authors (YH L and ZJ Z) contributed to drafting proposal and manuscript. Two authors (YM L and YT P) were responsible for patient follow-up. Four authors (YH L, JQ Z, JQ Z and HP Z) contributed to data collection, data entry and data analysis. JQ T supervised the whole study. All authors revised and approved the final manuscript.

Funding

This work was supported by the Medical and Health Guidance Projects of Xiamen, China (Grant No.3502Z20224ZD1106).

Competing interests

None declared.

Data availability statement




No additional data are available.

REFERENCES

It is made available under a [CC-BY-NC 4.0 International license](https://creativecommons.org/licenses/by-nc/4.0/) .

1. Powell EE, Wong VW, Rinella M. Non-alcoholic fatty liver disease. *Lancet* 2021;397(10290):2212-24.
2. Le MH, Yeo YH, Li X, et al. 2019 Global NAFLD Prevalence: A Systematic Review and Meta-analysis. *Clin Gastroenterol Hepatol* 2022;20(12):2809-17.e28.
3. Estes C, Razavi H, Loomba R, et al. Modeling the epidemic of nonalcoholic fatty liver disease demonstrates an exponential increase in burden of disease. *Hepatology* 2018;67(1):123-33.
4. Younossi ZM, Golabi P, de Avila L, et al. The global epidemiology of NAFLD and NASH in patients with type 2 diabetes: A systematic review and meta-analysis. *J Hepatol* 2019;71(4):793-801.
5. Younossi ZM, Tampi RP, Racila A, et al. Economic and Clinical Burden of Nonalcoholic Steatohepatitis in Patients With Type 2 Diabetes in the U.S. *Diabetes Care* 2020;43(2):283-89.
6. Targher G, Corey KE, Byrne CD, et al. The complex link between NAFLD and type 2 diabetes mellitus - mechanisms and treatments. *Nat Rev Gastroenterol Hepatol* 2021;18(9):599-612.
7. Gastaldelli A, Cusi K. From NASH to diabetes and from diabetes to NASH: Mechanisms and treatment options. *JHEP Rep* 2019;1(4):312-28.
8. Mantovani A, Byrne CD, Targher G. Efficacy of peroxisome proliferator-activated receptor agonists, glucagon-like peptide-1 receptor agonists, or sodium-glucose cotransporter-2 inhibitors for treatment of non-alcoholic fatty liver disease: a systematic review. *Lancet Gastroenterol Hepatol* 2022;7(4):367-78.
9. Paternostro R, Trauner M. Current treatment of non-alcoholic fatty liver disease. *J Intern Med* 2022;292(2):190-204.
10. Alkhouri N, Herring R, Kabler H, et al. Safety and efficacy of combination therapy with semaglutide, cilofexor and firsocostat in patients with non-alcoholic steatohepatitis: A randomised, open-label phase II trial. *J Hepatol* 2022;77(3):607-18.
11. Flint A, Andersen G, Hockings P, et al. Randomised clinical trial: semaglutide versus placebo reduced liver steatosis but not liver stiffness in subjects with non-alcoholic fatty liver disease assessed by magnetic resonance imaging. *Aliment Pharmacol Ther* 2021;54(9):1150-61.
12. Newsome PN, Buchholtz K, Cusi K, et al. A Placebo-Controlled Trial of Subcutaneous Semaglutide in Nonalcoholic Steatohepatitis. *N Engl J Med* 2021;384(12):1113-24.
13. Volpe S, Lisco G, Fanelli M, et al. Once-Weekly Subcutaneous Semaglutide Improves Fatty Liver Disease in Patients with Type 2 Diabetes: A 52-Week Prospective Real-Life Study. *Nutrients* 2022;14(21).
14. Chehrehgosha H, Sohrabi MR, Ismail-Beigi F, et al. Empagliflozin Improves Liver Steatosis and Fibrosis in Patients with Non-Alcoholic Fatty Liver Disease and Type 2 Diabetes: A Randomized, Double-Blind, Placebo-Controlled Clinical Trial. *Diabetes Ther* 2021;12(3):843-61.
15. Kuchay MS, Krishan S, Mishra SK, et al. Effect of Empagliflozin on Liver Fat in Patients With Type 2 Diabetes and Nonalcoholic Fatty Liver Disease: A Randomized Controlled Trial (E-LIFT Trial). *Diabetes Care* 2018;41(8):1801-08.
16. Lai LL, Vethakkan SR, Nik Mustapha NR, et al. Empagliflozin for the Treatment of Nonalcoholic Steatohepatitis in Patients with Type 2 Diabetes Mellitus. *Dig Dis Sci* 2020;65(2):623-31.
17. Gastaldelli A, Repetto E, Guja C, et al. Exenatide and dapagliflozin combination improves markers of liver steatosis and fibrosis in patients with type 2 diabetes. *Diabetes Obes Metab* 2020;22(3):393-403.
18. Akuta N, Kawamura Y, Fujiyama S, et al. Favorable impact of long-term SGLT2 inhibitor for NAFLD complicated by diabetes mellitus: A 5-year follow-up study. *Hepatol Commun* 2022;6(9):2286-97.
19. Chan AW, Tetzlaff JM, Gøtzsche PC, et al. SPIRIT 2013 explanation and elaboration: guidance for protocols of clinical trials. *Bmj* 2013;346:e7586.
20. Angulo P, Hui JM, Marchesini G, et al. The NAFLD fibrosis score: a noninvasive system that identifies liver fibrosis in patients with NAFLD. *Hepatology* 2007;45(4):846-54.

21. Sterling RK, Lissen E, Clumeck N, et al. Development of a simple noninvasive index to predict significant fibrosis in patients with HIV/HCV coinfection. *Hepatology* 2006;43(6):1317-25.
22. Matthews DR, Hosker JP, Rudenski AS, et al. Homeostasis model assessment: insulin resistance and beta-cell function from fasting plasma glucose and insulin concentrations in man. *Diabetologia* 1985;28(7):412-9.
23. Taheri H, Malek M, Ismail-Beigi F, et al. Effect of Empagliflozin on Liver Steatosis and Fibrosis in Patients With Non-Alcoholic Fatty Liver Disease Without Diabetes: A Randomized, Double-Blind, Placebo-Controlled Trial. *Adv Ther* 2020;37(11):4697-708.
24. Younossi ZM, Henry L. The Impact of Obesity and Type 2 Diabetes on Chronic Liver Disease. *Am J Gastroenterol* 2019;114(11):1714-15.
25. Chalasani N, Younossi Z, Lavine JE, et al. The diagnosis and management of nonalcoholic fatty liver disease: Practice guidance from the American Association for the Study of Liver Diseases. *Hepatology* 2018;67(1):328-57.
26. Rakipovski G, Rolin B, Nøhr J, et al. The GLP-1 Analogs Liraglutide and Semaglutide Reduce Atherosclerosis in ApoE(-/-) and LDLr(-/-) Mice by a Mechanism That Includes Inflammatory Pathways. *JACC Basic Transl Sci* 2018;3(6):844-57.
27. Shen Y, Cheng L, Xu M, et al. SGLT2 inhibitor empagliflozin downregulates miRNA-34a-5p and targets GREM2 to inactivate hepatic stellate cells and ameliorate non-alcoholic fatty liver disease-associated fibrosis. *Metabolism* 2023;146:155657.

TIMEPOINT*	STUDY PERIOD						
	Enrolment	Allocation	Post-allocation				Close-out
			Baseline Week 0	Week 12	Week 24	Week 52	
ENROLMENT: Eligibility screen	X						
Informed consent	X						
Randomization Allocation		X					
INTERVENTIONS :							
semaglutide							
empagliflozin							
semaglutide plus empagliflozin							
ASSESSMENTS:							
Demographic and clinical characteristics	X	X	X				
Primary outcome							
CAP	X		X		X	X	X
FFA			X	X	X	X	
glucagon			X	X	X	X	
Secondary outcomes							
LSM	X		X		X	X	X
liver enzymes			X	X	X	X	X
fasting glucose	X		X	X	X	X	X
HbA1c			X	X	X	X	X
fasting insulin			X	X	X	X	
fasting C-peptide			X	X	X	X	
lipid profiles			X	X	X	X	
renal function and electrolyte balances			X	X	X	X	
Minerals and bone metabolism			X		X	X	
cytokines			X	X	X	X	
hsCRP			X	X	X	X	
ferritin			X	X	X	X	
anthropometric indicators	X		X	X	X	X	
NFS			X	X	X	X	
FIB-4			X	X	X	X	
HOMA-IR			X	X	X	X	
Safety outcomes							
Adverse events			X	X	X	X	X

