

1 Exploring factors influencing user perspective 2 of ChatGPT as a technology that assists in 3 healthcare decision making: A cross sectional 4 survey study.

5 Avishek Choudhury^{1a*}, Safa Elkefi^{2b}, and Achraf Tounsi^{3c}

6

7 ¹Industrial and Management Systems Engineering, Benjamin M. Statler College of Engineering and Mineral
8 Resources, West Virginia University, 1306 Evansdale Drive, Morgantown, West Virginia 26506, USA

9 ²Columbia University School of Nursing, Columbia University Irving Medical Center, New York, NY 10032, USA

10 ³ADP, New Jersey, USA

11 ^a avishek.choudhury@mail.wvu.edu; [0000-0002-5342-0709](https://orcid.org/0000-0002-5342-0709)

12 ^b se2649@cumc.columbia.edu;

13 ^c ash.tounsi@adp.com;

14

15

16 *** Corresponding:**

17 Avishek Choudhury (Ph.D.)

18 Assistant Professor

19 Industrial and Management Systems Engineering

20 Benjamin M. Statler College of Engineering and Mineral Resources

21 West Virginia University

22 1306 Evansdale Drive

23 Morgantown, West Virginia 26506

24 USA

25 avishek.choudhury@mail.wvu.edu;

26 <https://orcid.org/0000-0002-5342-0709>

27

28 Abstract

29 As ChatGPT emerges as a potential ally in healthcare decision-making, it is imperative to investigate how
30 users leverage and perceive it. The repurposing of technology is innovative but brings risks, especially
31 since AI's effectiveness depends on the data it's fed. In healthcare, where accuracy is critical, ChatGPT
32 might provide sound advice based on current medical knowledge, which could turn into misinformation
33 if its data sources later include erroneous information. Our study assesses user perceptions of ChatGPT,
34 particularly of those who used ChatGPT for healthcare-related queries. By examining factors such as
35 competence, reliability, transparency, trustworthiness, security, and persuasiveness of ChatGPT, the
36 research aimed to understand how users rely on ChatGPT for health-related decision-making. A web-
37 based survey was distributed to U.S. adults using ChatGPT at least once a month. Data was collected from
38 February to March 2023. Bayesian Linear Regression was used to understand how much ChatGPT aids
39 in informed decision-making. This analysis was conducted on subsets of respondents, both those who used
40 ChatGPT for healthcare decisions and those who did not. Qualitative data from open-ended questions
41 were analyzed using content analysis, with thematic coding to extract public opinions on urban
42 environmental policies. The coding process was validated through inter-coder reliability assessments,
43 achieving a Cohen's Kappa coefficient of 0.75. Six hundred and seven individuals responded to the survey.
44 Respondents were distributed across 306 US cities of which 20 participants were from rural cities. Of all
45 the respondents, 44 used ChatGPT for health-related queries and decision-making. While all users valued
46 the content quality, privacy, and trustworthiness of ChatGPT across different contexts, those using it for
47 healthcare information place a greater emphasis on safety, trust, and the depth of information. Conversely,
48 users engaging with ChatGPT for non-healthcare purposes prioritize usability, human-like interaction, and
49 unbiased content. In conclusion our study findings suggest a clear demarcation in user expectations and
50 requirements from AI systems based on the context of their use.

51 Introduction

52 In the discourse on the emergence and integration of artificial intelligence (AI) in daily life, the rise of
53 generative pre-trained transformers (GPT) like ChatGPT stands as a hallmark of innovation. As an AI
54 model developed by OpenAI, ChatGPT has garnered widespread attention and adoption for its ability to
55 generate human-like text, engaging in conversations and answering queries with a semblance of
56 understanding previously reserved for human intellect.

57 The application of ChatGPT extends well beyond its initial conception, echoing a common narrative in
58 the evolution of technology where tools are repurposed in manners unforeseen by their creators. ChatGPT,
59 while intended for conversational assistance, has been appropriated for diverse purposes, from drafting
60 legal and academic documents to creating artistic compositions [1-5]. The recontextualization of
61 technology, while innovative, surfaces inherent risks. As with any tool, the efficacy of AI is contingent
62 upon the parameters of its operation—parameters that are, in the case of AI like ChatGPT, defined by data
63 [6]. Such dependencies on data inputs introduces a temporal dimension to its reliability. The AI's
64 performance today may not be indicative of its performance in the future. The temporal variability is
65 crucial when considering ChatGPT's role in domains where accuracy is vital, such as healthcare. Just as a
66 treatment's efficacy may change over time with new medical discoveries, ChatGPT's responses are subject
67 to the ebb and flow of the data it consumes. A user may receive sound medical advice one month, only to
68 be misinformed the next, should the AI's data sources become tainted with erroneous information [7].

69 User trust in technology is often built over time through consistent and reliable performance [8]. However,
70 in the context of AI, this trust may become a liability if users become complacent, overlooking the
71 potential for AI responses to degrade as the data landscape shifts. User trust in such AI and the extent to
72 which they perceive it to be a helpful decision-making assistant depends on multiple factors such as socio-
73 ethical considerations, technical and design features, user characteristics, and expertise [9, 10]. When

74 users are well-versed in the mechanics of ChatGPT and the principles guiding its responses, they can
75 navigate its capabilities with discernment, appropriately integrating it into their decision-making
76 processes. Conversely, misunderstanding of ChatGPT's functioning can result in hyped expectations and
77 distorted perception of the technology, leading to unwanted consequences when leveraged for critical
78 applications like healthcare. In other words, if the user is not qualified to validate ChatGPT's response,
79 the risk or probability of decision errors increases substantially. Furthermore, Trust in AI can also be
80 influenced by personal, organizational, and policy factors [7], as well as properties of the AI system,
81 including controllability, model complexity, embedded biases, and reliability [11]. Transparency is often
82 viewed as a prerequisite for trust in society, and the positive correlation between AI system transparency
83 and trust has been confirmed by previous empirical studies [12, 13].

84 ChatGPT's ability to deliver information persuasively also determines how and to what extent people use
85 it. While a convincing articulation can enhance user confidence in the AI's suggestions, it must be carefully
86 calibrated with the accuracy of the content provided. Persuasiveness without the foundation of reliable
87 and accurate information can lead to misplaced trust and potential misjudgments, especially in high-stakes
88 scenarios such as healthcare decision-making.

89 The convergence of reliable performance and security protocols also consolidates user trust. On December
90 1, 2023, Google noted a critical flaw in ChatGPT highlighting the possibility of breaching its training data
91 [14]. GPT models, including ChatGPT, tend to memorize training data, which can lead to privacy concerns
92 [15]. This is particularly concerning if AI models are trained with personal information, as it could lead
93 to the exposure of sensitive data. While efforts are made to align AI models like ChatGPT to prevent the
94 release of large amounts of training data, there is still a risk of data breaches through targeted attacks.

95 As ChatGPT emerges as a potential ally in healthcare decision-making, it is imperative to investigate how
96 users leverage and perceive it. Our study assesses user perceptions of ChatGPT, particularly of those who

97 used ChatGPT for healthcare-related queries. By examining factors such as competence, reliability,
98 transparency, trustworthiness, security, and persuasiveness of ChatGPT, the research aimed to understand
99 how users rely on ChatGPT for health-related decision-making. Additionally, this study incorporates
100 content analysis explore user concerns with ChatGPT. Our objective is particularly important in the
101 broader context of AI integration into healthcare systems. As AI technologies like ChatGPT become more
102 prevalent, understanding user perspectives on their effectiveness, trustworthiness, and security becomes
103 crucial. These insights are essential for developing AI tools that are not only technically competent but
104 also aligned with the expectations and concerns of end-users, particularly in sensitive areas such as
105 healthcare.

106 [Methods](#)

107 [Ethics statement](#)

108 The study, bearing the Institutional Review Board (IRB) protocol number 2302725983 and classified as a
109 flex protocol type, received approval from West Virginia University. No identifiers were collected during
110 the study. In compliance with ethical research practices, informed consent was obtained from all
111 participants before initiating the survey. Attached to the survey was a comprehensive cover letter outlining
112 the purpose of the study, the procedure involved, the approximate time to complete the survey, and
113 assurances of anonymity and confidentiality. It also emphasized that participation was completely
114 voluntary, and participants could withdraw at any time without any consequences. The cover letter also
115 included contact information of the researchers for any questions or concerns the participants might have
116 regarding the study. Participants were asked to read through this information carefully and were instructed
117 to proceed with the survey only if they understood and agreed to the terms described, effectively providing
118 their consent to participate in the study.

119 **Data collection**

120 We distributed a web-based semi structured survey to adults in the United States who actively use
121 ChatGPT at least once a month. We collected the data from February 1st, 2023, through March 30th, 2023.
122 We conducted a soft launch of the survey and collected 40 responses. A soft launch is a small-scale test
123 of a survey before it is distributed to a larger audience. This soft launch aimed to identify any potential
124 issues with the survey, such as unclear or confusing questions, technical glitches, or other problems that
125 may affect the quality of the data collected. The survey was then distributed to a larger audience across
126 the US.

127 **Instrument**

128 The survey was designed on Qualtrics and was distributed by Centiment, an paid audience-paneling
129 service to reach a broader population [16]. The survey consisted of 17 Likert scale questions and two open
130 ended questions as reported in Table 1. To ensure response quality, we included a checking question “We
131 would like to ensure you are reading each question and responding thoughtfully. Please select "Green" as
132 your answer.” Questions assessing competence, reliability, transparency, trustworthiness, and integrity of
133 ChatGPT were informed by constructs in technology acceptance models and trust research in information
134 systems.

135 **Table 1.** Survey questions

Questions	Variable name
How frequently do you use ChatGPT	Use frequency
What is the main reason you use ChatGPT?	Use purpose
To what extent do you agree or disagree with the following:	
ChatGPT is competent in providing the information and guidance.	Competent
ChatGPT is reliable in providing consistent and dependable information.	Reliable
ChatGPT is transparent.	Transparent
ChatGPT is trustworthy.	Trustworthy
ChatGPT will not manipulate its responses.	Not manipulate
ChatGPT is secure and protects my privacy and confidential information	Secure
I am willing to use ChatGPT for healthcare-related queries.	ChatGPT for healthcare queries
Benefits of using ChatGPT outweigh any potential risks.	Benefits outweigh risks
ChatGPT helps me make informed and timely decisions.	Help make decisions
I am willing to take decisions based on the recommendations provided by ChatGPT.	Willing to take decisions
I am satisfied with ChatGPT.	Satisfaction
I am willing to use ChatGPT in the future.	Intent to use

ChatGPT can replace human-to-human interaction.	Replace human interaction
ChatGPT is persuasive.	Persuasive
What is the highest degree or level of education you have completed?	Education
*Describe in your own words, the improvements you would like to see in ChatGPT.	Not applicable
*Highlight your concerns with ChatGPT.	Not applicable
<hr/>	
<i>*Open ended questions</i>	

136

137 [Statistical analyses](#)

138 The analysis was divided into quantitative and qualitative. The quantitative analyses involved all the Likert
139 scale variables. We first calculated the data's descriptive statistics and reported the data's central tendency,
140 dispersion, and inference.

141 We then focused on the dataset corresponding to those who used ChatGPT for making healthcare-related
142 decisions. We calculated the multivariate and pairwise normality of the subset of the data. Given the data
143 distribution and normality violation, we conducted the Bayesian correlation test [17, 18]. In the Bayesian
144 Pearson correlation analyses, the strength and direction of the relationships between various perceived
145 attributes of ChatGPT are quantified using Pearson's correlation coefficient (r) quantifying the evidence
146 for a correlation against the null hypothesis of no correlation. The Bayesian Linear Regression with
147 Jeffreys-Zellner-Siow (JZS) priors for coefficients was conducted to ascertain the extent to which
148 respondents agree that ChatGPT helps them make informed and timely decisions, denoted as "Help make
149 decisions" [19]. The JZS prior is a default prior representing a compromise between informativeness and
150 non-informativeness, providing a reference analysis less sensitive to the prior choice [19]. The analysis
151 was predicated on a uniform prior distribution, reflecting the absence of a priori preferences or knowledge
152 about the importance of the predictors. This non-informative prior ensures that the posterior distributions
153 are primarily influenced by the data rather than by subjective prior beliefs [19, 20]. Model comparison
154 was achieved by contrasting each model with the best-performing model as a reference. The Bayes Factor
155 (BF_{10}) was used to quantify the evidence for each model against the best model, and the coefficient of
156 determination (R^2) was calculated to assess the proportion of variance explained by the models. BF_{10}

157 provides a measure of evidence of alternative hypothesis (H_1) over null hypothesis (H_0), where H_0 suggests
158 that there is no effect or no difference between the variables being studied, and H_1 suggests that there is
159 an effect or a difference [21]. Lastly, the posterior distribution of the regression coefficients was
160 summarized, showing the mean, standard deviation (SD), and 95% credible intervals for each factor.

161 We repeated the same analysis on a subset of our data corresponding to respondents who did not use
162 ChatGPT for health-related decision-making.

163 The open-ended qualitative data was analyzed using content analysis [22]. The question was designed to
164 gather insights on public opinions regarding urban environmental policies. First the unit of analysis was
165 identified as thematic phrases within each response followed by the development of a coding scheme to
166 categorize the survey responses. The primary coding was conducted by one researcher, with periodic
167 validation checks by a second researcher to maintain coding consistency. All coders engaged in iterative
168 discussions to refine and finalize a set of consensus codes, ensuring that the identified themes accurately
169 captured the essence of the participants' experiences and perspectives. Inter-coder reliability was assessed
170 using Cohen's Kappa, yielding a coefficient of 0.75, indicative of substantial agreement [23].

171 Result

172 Data description and understanding

173 Six hundred and seven individuals responded to the survey. As illustrated in Fig 1, respondents were
174 distributed across 306 US cities. Only 20 participants were from rural cities. Of all the respondents, 44
175 used ChatGPT for health-related queries. Other uses of the technology were information gathering
176 (n=219), entertainment (n=203), and problem-solving (n=135), and fun activities (n=6). Note:

177

178 **Figure 1.** The figure shows the geographic distribution of study participants from 306 cities across the US. The blue circle size
179 corresponds to the number of responses from each location. The data reveals a high concentration of participants in urban areas
180 across the Eastern Seaboard, parts of the Midwest, and the West Coast, particularly in California, with sparser distribution in
181 the central United States and rural regions.

182

183 Table 2 shows the descriptive statistics of study variables. The statistics include the mean, standard error
 184 of the mean, a 95% confidence interval for the mean (with upper and lower bounds), standard deviation,
 185 Shapiro-Wilk test results, p-value of the Shapiro-Wilk test for normality, and the minimum and maximum
 186 values observed for each variable. Perceptions of ChatGPT’s attributes such as competence, reliability,
 187 transparency, trustworthiness, and security were rated positively, with all means exceeding 3.0. The
 188 Shapiro-Wilk test uniformly indicated non-normality in the data distributions ($p < .001$), suggesting the
 189 presence of skewness or kurtosis across variables.

190

191 **Table 2.** Descriptive statistics

	Mean	Std. error of mean	95% confidence interval mean		Std. Deviation	Shapiro- Wilk	Min	Max
			Upper	Lower				
Competent	3.199	0.034	3.265	3.134	0.825	0.794***	1	4
Reliable	3.161	0.032	3.225	3.098	0.800	0.812***	1	4
Transparent	3.119	0.035	3.187	3.050	0.859	0.817***	1	4
Trustworthy	3.168	0.034	3.235	3.101	0.837	0.807***	1	4
Not manipulate	3.099	0.036	3.169	3.029	0.881	0.823***	1	4
Secure	3.273	0.033	3.338	3.209	0.811	0.775***	1	4
ChatGPT for healthcare queries	3.097	0.035	3.165	3.029	0.855	0.826***	1	4
Benefits outweigh risks	3.204	0.033	3.268	3.140	0.801	0.798***	1	4
Helps make decisions	3.257	0.032	3.320	3.194	0.790	0.782***	1	4
Satisfaction	3.244	0.031	3.305	3.183	0.764	0.792***	1	4
Willing to take decisions	3.130	0.033	3.195	3.065	0.815	0.818***	1	4
Intent to use	3.379	0.031	3.439	3.319	0.757	0.751***	1	4
Replace human interaction	2.292	0.037	3.001	2.857	0.901	0.847***	1	4
Persuasive	2.979	0.033	3.044	2.913	0.819	0.846***	1	4
Education	2.855	0.036	2.925	2.785	0.884	0.873***	1	5

*** $p < 0.001$

192

193 [Quantitative findings using subset of the data who used ChatGPT for healthcare related queries.](#)

194 [Correlation analyses](#)

195 This sections reports finding based on 44 respondents who used ChatGPT for healthcare-related queries.

196 Table 4 presents a nuanced landscape of significant correlations among various perceived attributes of

197 ChatGPT as evaluated by users employing the AI for health-related inquiries. The significance of these

198 correlations is underscored by BF_{10} .

199 **Table 3.** The Bayesian Pearson Correlation of subset participants who use ChatGPT for health-related queries (n=44). The
 200 table details the correlation coefficients (Pearson's r) among various perceived attributes of ChatGPT.

	A	B	C	D	E	F	G	H	I	J	K	L	M	N
<i>Competent (A)</i>														
<i>Reliable (B)</i>	0.116													
<i>Transparent (C)</i>	0.469*	0.119												
<i>Trustworthy (D)</i>	0.436*	0.169	0.623***											
<i>Not manipulate (E)</i>	0.342	0.174	0.496**	0.322										
<i>Secure (F)</i>	0.443*	0.287	0.518**	0.425*	0.583***									
<i>ChatGPT for healthcare queries (G)</i>	0.289	0.016	0.437*	0.463*	0.481**	0.297								
<i>Benefits outweigh risks (H)</i>	0.415	0.132	0.287	0.274	0.384	0.390	0.532***							
<i>Helps make decisions (I)</i>	0.513*	0.084	0.467*	0.682***	0.446*	0.453*	0.538***	0.430*						
<i>Satisfaction (J)</i>	0.367	0.074	0.498*	0.467*	0.285	0.569***	0.354	0.355	0.359					
<i>Willing to take decisions (K)</i>	0.382	0.160	0.317	0.420	0.300	0.415	0.579***	0.337	0.453*	0.438*				
<i>Intent to use (L)</i>	0.425*	0.149	0.323	0.277	0.365	0.481**	0.334	0.236	0.429*	0.522***	0.632***			
<i>Replace human interaction (M)</i>	0.361	-0.046	0.438*	0.265	0.406	0.200	0.424*	0.263	0.369	0.098	0.272	0.280		
<i>Persuasive (N)</i>	0.393	0.104	0.541***	0.327	0.466*	0.348	0.454*	0.589***	0.249	0.461*	0.353	0.323	0.336	
<i>Education (O)</i>	0.030	0.044	-0.174	-0.044	-0.251	-0.210	0.043	0.087	-0.175	0.113	0.232	0.173	-0.180	0.086

*Bayes Factor (BF₁₀)>10, **BF₁₀>30, ***BF₁₀>100

201
 202 A notable significant correlation (r=0.623***) exists between 'Transparent' and 'Trustworthy', suggesting
 203 a robust relationship where the clarity of ChatGPT's processes and intentions is strongly associated with
 204 users' trust. 'Trustworthy' also shares a substantial correlation (r=0.682***) with 'Helps make decisions',
 205 indicating that trust in ChatGPT is crucial for users considering its advice in making health-related
 206 decisions.
 207 Additionally, 'Secure' exhibits very strong evidence of correlation (r=0.583***) with 'ChatGPT for
 208 healthcare queries', pointing to security as a pivotal factor for users when consulting ChatGPT for health
 209 concerns. The significant correlation between 'Secure' and 'Not manipulate' (r=0.583***) also highlights
 210 the interdependence of security and the non-manipulative nature of responses in fostering a safe
 211 environment for health-related interactions.
 212 Furthermore, 'Benefits outweigh risks' has a very strong correlation (r=0.532***) with 'ChatGPT for
 213 healthcare queries', which could indicate that users who perceive higher benefits than risks are more likely
 214 to engage with ChatGPT for health-related purposes. 'Intent to use' shows a strong positive correlation
 215 (r=0.632***) with 'Willing to take decisions', suggesting that users who intend to use ChatGPT are also
 216 more likely to trust it for decision-making. The correlation of 'Intent to use' with 'Satisfaction'
 217 (r=0.522***) and 'ChatGPT for healthcare queries' (r=0.481**) emphasizes the connection between future
 218 use intentions, current satisfaction levels, and the perceived utility of ChatGPT in health-related matters.

219 Lastly, 'Persuasive' (N) demonstrates very strong evidence of correlation ($r=0.589^{***}$) with 'ChatGPT for
220 healthcare queries', indicating that the ability of ChatGPT to influence user opinions or actions is
221 significantly related to its use for health queries.

222 As illustrated in Figure 2, in the subsequent in-depth analysis of selected pairwise correlation, we
223 investigated the relationship between 'Help make decisions' with 'Competence,' 'Transparent,' 'Benefits
224 outweigh risks,' and 'Persuasive'. We also explored pairwise correlation of 'Trustworthy' with
225 'Transparent' and 'Persuasive'. Prior and posterior distributions for Pearson's correlation coefficient were
226 generated to elucidate the relationship between variables. A robustness check was conducted to ensure the
227 stability of the Bayes Factor across varying priors. This analysis confirmed the strength of the evidence
228 for the alternative hypothesis (H1) (see S1).

229

230 **Figure 2.** Bayesian Correlation Sequential Analyses of ChatGPT's Attributes and Their Influence on Decision-Making
231 Assistance. **A:** Correlation between perceived competence of ChatGPT and its assistance in decision-making, indicating very
232 strong evidence for the positive association ($BF_{10} = 86.0414$); **B:** Association between perceived transparency of ChatGPT and
233 its aid in decision-making, demonstrating strong evidence for the correlation ($BF_{10} = 26.0618$); **C:** Relationship between the
234 perceived benefits outweighing risks when using ChatGPT for decision-making, showing strong evidence for the correlation
235 ($BF_{10} = 11.4741$); **D:** Correlation between perceived persuasiveness of ChatGPT and its impact on decision-making, with
236 anecdotal evidence for the association ($BF_{10} = 0.677$); **E:** Correlation between perceived trustworthiness and persuasiveness of
237 ChatGPT, suggesting anecdotal evidence for their combined influence on decision-making assistance ($BF_{10} = 0.544$); **F:**
238 Analysis of the relationship between transparency and trustworthiness in ChatGPT, with extreme evidence supporting a very
239 strong correlation ($BF_{10} = 3690$).

240

241 The sequential analysis further reinforced our Table 4 findings. As additional data points were sequentially
242 integrated into the analysis, the evidence for a positive correlation between the variable remained robustly
243 within the threshold for extreme, very strong, and anecdotal evidence. This pattern persisted across the
244 accumulation of data points, indicating that the observed correlation was not a consequence of sample size
245 but a persistent trend within the data.

246 For the attribute of competence, the analysis indicated very strong evidence ($BF_{10} = 86.0414$) for the
247 hypothesis that ChatGPT's competence positively influences its ability to help users make decisions. This
248 was further corroborated by the robustness checks, which consistently showed substantial support for this
249 relationship across a spectrum of priors. The transparency of ChatGPT also appeared to be a significant
250 factor, with a Bayes Factor suggesting strong evidence ($BF_{10} = 26.0618$) for its correlation with aiding
251 decision-making. This aligns with the notion that transparency in the functioning of AI systems may
252 bolster user trust and reliance on their decision-making capabilities.

253 In the case of the perceived benefits outweighing risks, there was strong evidence ($BF_{10} = 11.4741$)
254 supporting the relationship with decision-making assistance. Users who felt that the advantages of using
255 ChatGPT surpassed any potential risks were more likely to consider it helpful in making decisions.
256 However, when examining the attribute of persuasiveness, the evidence was merely anecdotal ($BF_{10} =$
257 0.677), indicating a weak relationship with decision-making aid. This suggests that while ChatGPT's
258 ability to persuade may be noticed by users, it does not significantly influence their reliance on the system
259 for decision-making support.

260 The trustworthiness attribute, when analyzed in conjunction with persuasiveness, showed a similarly
261 modest level of evidence ($BF_{10} = 0.544$), again suggesting that these factors alone do not strongly predict
262 ChatGPT's perceived utility in decision-making. The most compelling result was observed in the
263 correlation between transparency and trustworthiness, where an extreme Bayes Factor ($BF_{10} = 3690$) was
264 noted, indicating an exceptionally strong relationship between these attributes. This underscores the
265 integral role of transparent operations and trust in the perceived effectiveness of AI systems like ChatGPT
266 in supporting user decisions. This conclusion aligns with the overarching narrative of the primary analysis
267 and adds a layer of depth to the understanding of user perceptions of ChatGPT within the specific context
268 of health-related inquiries.

269 Bayesian Linear Regression Analysis

270 Table 5 presents a Bayesian linear regression comparing various models to ascertain the factors
 271 influencing decision-making when ChatGPT is not used for healthcare-related queries. P(M) represents
 272 the prior probability of each model before data observation, assuming a non-informative or uniform prior.
 273 P(M|data) denotes the posterior probability, reflecting the model's probability after considering the
 274 observed data. The Bayes Factor (BF_M) and Bayes Factor₁₀ (BF_{10}) provide evidence strength for each
 275 model against a baseline model, with BF_M referencing the null model and BF_{10} comparing each alternative
 276 hypothesis to the null hypothesis. The coefficient of determination (R^2) indicates the proportion of
 277 variance in decision-making that is predictable from the independent variables in each model. The models
 278 are ranked by the strength of evidence.

279 As shown in Table 5 the model comprising "Trustworthy + Benefits outweigh risks + Intent to use +
 280 Education" emerged as the most robust, reflected by the highest Bayes Factor in relation to the null model
 281 ($BF_{10} = 106.540$), suggesting substantial evidence in favor of this model compared to the alternative
 282 models considered. The coefficient of determination (R^2) for this model was 0.617, indicating that
 283 approximately 61.7% of the variance in the use of ChatGPT for making decisions was accounted for by
 284 the predictors included in this model.

285 Table 4. Comparative Bayesian Analysis of Decision-Making Models (n=44).

Models → Help make decision	P(M)	P(M data)	BF_M	BF_{10}	R^2
Trustworthy + Benefits outweigh risks + Intent to use + Education	6.104×10^{-5}	0.006	106.540	1.000	0.617
Trustworthy + ChatGPT for healthcare queries + Intent to use + Education	6.104×10^{-5}	0.004	63.255	0.595	0.606
Competent + Trustworthy + ChatGPT for healthcare queries	6.104×10^{-5}	0.004	59.841	0.563	0.573
Trustworthy + Benefits outweigh risks + Intent to use	6.104×10^{-5}	0.004	59.065	0.556	0.572
Competent + Trustworthy + ChatGPT for healthcare queries + Education	6.104×10^{-5}	0.003	54.670	0.515	0.603
Trustworthy + Benefits outweigh risks + Satisfaction + Intent to use + Education	6.104×10^{-5}	0.003	51.690	0.478	0.631
Competent + Trustworthy + ChatGPT for healthcare queries + Intent to use + Education	6.104×10^{-5}	0.003	49.168	0.463	0.630
Trustworthy + ChatGPT for healthcare queries + Benefits outweigh risks + Intent to use + Education	6.104×10^{-5}	0.003	49.076	0.462	0.630
Trustworthy + Benefits outweigh risks + Intent to use + Persuasive + Education	6.104×10^{-5}	0.003	45.529	0.429	0.628
Trustworthy + Intent to use + Education	6.104×10^{-5}	0.003	43.929	0.414	0.565

P(M)= prior probability of the model before observing the data (non-informative)

P(M|data) = posterior probability of the model given the observed data.
 BF_M = Bayes Factor of the model relative to a baseline (null) model
 F₁₀ = Bayes Factor₁₀ refers to the comparison between the alternative hypothesis (H1) and the null hypothesis (H0)

286

287 The posterior summaries (Table 6) of coefficients revealed that 'Trustworthy' had a posterior mean
 288 estimate of 0.454 with a 95% credible interval ranging from 0.156 to 0.684, indicating that as ChatGPT is
 289 perceived as more trustworthy, participants are more likely to use it for healthcare-related decision-
 290 making. P(incl) and P(excl) are the prior inclusion and exclusion probabilities, respectively, assuming an
 291 initial 50/50 split without evidence. P(incl|data) and P(excl|data) represent the posterior probabilities of
 292 inclusion and exclusion after data consideration. BF_{inclusion} stands for the Bayes Factor of inclusion,
 293 providing the evidence ratio for each predictor's effect. The mean column represents the average posterior
 294 estimate of the effect size, while the standard deviation (Std. Dev) quantifies the uncertainty associated
 295 with the mean estimates. The 95% credible interval provides the range within which the true effect size is
 296 likely to fall with 95% certainty.

297 Table 5. Posterior Analysis of Predictors Influencing Decision-Making Using Bayesian Linear Regression (n=44).

Coefficient	P(incl)	P(excl)	P (incl data)	P (excl data)	BF _{inclusion}	Mean	Std. Dev	95% Credible interval	
								Lower	Upper
Intercept	1.000	0.000	1.000	0.000	1.000	3.227	0.089	3.016	3.387
Competent	0.500	0.500	0.451	0.549	0.820	0.074	0.116	-0.042	0.366
Reliable	0.500	0.500	0.270	0.730	0.371	-0.018	0.079	-0.247	0.121
Transparent	0.500	0.500	0.285	0.715	0.399	-0.021	0.084	-0.259	0.101
Trustworthy	0.500	0.500	0.988	0.012	82.394	0.454	0.137	0.156	0.684
Not manipulate	0.500	0.500	0.343	0.657	0.521	0.038	0.090	-0.039	0.330
Secure	0.500	0.500	0.281	0.719	0.390	0.015	0.082	-0.116	0.299
ChatGPT for healthcare queries	0.500	0.500	0.458	0.542	0.844	0.089	0.137	-0.029	0.433
Benefits outweigh risks	0.500	0.500	0.516	0.484	1.065	0.097	0.129	-0.048	0.381
Satisfaction	0.500	0.500	0.290	0.710	0.409	-0.022	0.081	-0.254	0.113
Willing to take decisions	0.500	0.500	0.297	0.703	0.423	0.019	0.080	-0.080	0.247
Intent to use	0.500	0.500	0.554	0.446	1.245	0.119	0.144	-0.020	0.453
Replace human-to-human interaction	0.500	0.500	0.295	0.705	0.419	0.024	0.079	-0.094	0.261
Persuasive	0.500	0.500	0.306	0.694	0.440	-0.031	0.099	-0.343	0.088
Education	0.500	0.500	0.522	0.478	1.093	-0.079	0.103	-0.307	0.034

298

299 Quantitative findings using subset of the data who did not use ChatGPT for healthcare related
 300 queries.
 301 Bayesian correlation analysis
 302 This sections reports finding based on 563 respondents who did not use ChatGPT for healthcare-related
 303 queries. The correlation analysis (see S2) demonstrated a complex interplay of attributes with certain pairs,
 304 such as 'Competent' and 'Reliable' or 'Secure' and 'ChatGPT for healthcare queries', showing very strong
 305 evidence of a positive relationship. These robust statistical associations imply that perceptions of
 306 competence, reliability, transparency, trustworthiness, and security are significantly interrelated with the
 307 use of ChatGPT for healthcare queries, the perceived benefits outweighing risks, and the ability of
 308 ChatGPT to help make decisions. Additionally, satisfaction with ChatGPT, willingness to take decisions
 309 based on ChatGPT's advice, and intent to use ChatGPT in the future are also strongly interconnected,
 310 suggesting that positive user experience translates into continued use intentions.

311 Bayesian Linear Regression Analysis

312 Table 7 shows the model comparisons using BF_{10} identified the model with the highest evidence against
 313 the null model, consisting of the variables 'Trustworthy', 'Secure', 'Benefits outweigh risks', 'Satisfaction',
 314 'Willing to take decisions', 'Intent to use', 'Replace human-to-human interaction', and 'Persuasive'. This
 315 model achieved a BF_{10} of 828.416, suggesting very strong evidence in favor of this model over the null
 316 model, with an R^2 of 0.467, indicating it accounts for approximately 46.7% of the variance in the outcome.

317 Table 6. Comparative Bayesian Analysis of Decision-Making Models in Non-Healthcare Contexts (n=563).

Models → Help make decision	P(M)	P(M data)	BF _M	BF ₁₀	R ²
Trustworthy + Secure + Benefits outweigh risks + Satisfaction + Willing to take decisions + Intent to use + Persuasive	6.104 x 10 ⁻⁵	0.048	828.416	1.000	0.467
Trustworthy + Secure + Benefits outweigh risks + Satisfaction + Willing to take decisions + Intent to use + Replace human-to-human interaction + Persuasive	6.104 x 10 ⁻⁵	0.045	778.833	0.943	0.471
Trustworthy + Secure + Benefits outweigh risks + Satisfaction + Willing to take decisions + Intent to use + Replace human-to-human interaction	6.104 x 10 ⁻⁵	0.035	590.878	0.723	0.466
Competent + Trustworthy + Secure + Benefits outweigh risks + Satisfaction + Willing to take decisions + Intent to use + Replace human-to-human interaction	6.104 x 10 ⁻⁵	0.035	585.835	0.717	0.470
Competent + Trustworthy + Secure + Benefits outweigh risks + Satisfaction + Willing to take decisions + Replace human-to-human interaction	6.104 x 10 ⁻⁵	0.026	437.215	0.540	0.466

Competent + Trustworthy + Secure + Benefits outweigh risks + Satisfaction + Willing to take decisions + Intent to use + Replace human-to-human interaction + Persuasive	6.104×10^{-5}	0.024	407.002	0.504	0.474
Competent + Trustworthy + Secure + Benefits outweigh risks + Satisfaction + Willing to take decisions + Intent to use + Persuasive	6.104×10^{-5}	0.021	346.347	0.430	0.470
Trustworthy + Not manipulate + Secure + Benefits outweigh risks + Satisfaction + Willing to take decisions + Intent to use + Persuasive	6.104×10^{-5}	0.018	291.935	0.364	0.469
Competent + Trustworthy + Secure + Benefits outweigh risks + Satisfaction + Willing to take decisions + Replace human-to-human interaction + Persuasive	6.104×10^{-5}	0.015	244.653	0.306	0.469
Trustworthy + Not manipulate + Secure + Benefits outweigh risks + Satisfaction + Willing to take decisions + Intent to use + Replace human-to-human interaction	6.104×10^{-5}	0.014	240.968	0.301	0.469

P(M)= prior probability of the model before observing the data (non-informative)
P(M|data) = posterior probability of the model given the observed data.
BF_M= Bayes Factor of the model relative to a baseline (null) model
BF₁₀= Bayes Factor₁₀ refers to the comparison between the alternative hypothesis (H1) and the null hypothesis (H0)

318

319 Table 8 summarizes the posterior distributions of regression coefficients for each variable contributing to
320 decision-making efficacy. The posterior summaries of coefficients revealed that the credible intervals for
321 'Secure,' 'Benefits outweigh risks,' and 'Willing to take decisions' have a significant positive impact on the
322 dependent variable ('Help make decisions'). In other words, increases in these predictors are associated
323 with an increase in the likelihood that ChatGPT helps users make informed and timely decisions.

324 Table 7. Posterior Analysis of Predictors Influencing Decision-Making Using Bayesian Linear Regression (n=563).

Coefficient	P(incl)	P(excl)	P (incl data)	P (excl data)	BF _{inclusion}	Mean	Std. Dev	95% Credible interval	
								Lower	Upper
Intercept	1.000	0.000	1.000	0.000	1.000	3.259	0.024	3.208	3.303
Competent	0.500	0.500	0.475	0.525	0.906	0.040	0.051	0.000	0.140
Reliable	0.500	0.500	0.124	0.876	0.142	0.002	0.016	0.000	0.059
Transparent	0.500	0.500	0.130	0.870	0.150	0.003	0.016	-0.014	0.051
Trustworthy	0.500	0.500	0.783	0.217	3.606	0.077	0.052	0.000	0.156
Not manipulate	0.500	0.500	0.293	0.707	0.414	0.015	0.030	0.000	0.090
Secure	0.500	0.500	0.992	0.008	128.914	0.154	0.044	0.063	0.229
ChatGPT for healthcare queries	0.500	0.500	0.180	0.820	0.220	0.007	0.022	-0.015	0.068
Benefits outweigh risks	0.500	0.500	0.995	0.005	209.320	0.163	0.044	0.080	0.247
Satisfaction	0.500	0.500	0.949	0.051	18.749	0.129	0.051	0.000	0.204
Willing to take decisions	0.500	0.500	0.986	0.014	69.047	0.141	0.043	0.062	0.233
Intent to use	0.500	0.500	0.739	0.261	2.838	0.076	0.057	-3.4x10 ⁻⁴	0.165
Replace human-to-human interaction	0.500	0.500	0.666	0.334	1.995	0.050	0.044	0.000	0.122
Persuasive	0.500	0.500	0.598	0.402	1.487	0.055	0.055	-1.8x10 ⁻⁴	0.154
Education	0.500	0.500	0.134	0.866	0.155	0.003	0.012	-0.007	0.045

325

326 Qualitative findings

327 Distinct patterns emerged when contrasting the concerns of users employing the ChatGPT for healthcare-
328 related inquiries against those using it for other purposes. Both cohorts expressed concerns over privacy,
329 a testament to the overarching necessity for robust data security protocols in AI interactions. However,
330 the nuances of their feedback reveal divergent emphases reflective of the context of use.

331 Users engaging with ChatGPT for healthcare-related matters demonstrate a pronounced emphasis on
332 safety and trust. This is indicative of the critical nature of healthcare information and the consequential
333 outcomes dependent on its reliability. Concerns such as the AI becoming overly intelligent suggest
334 apprehensions about the delegation of health-related decision-making to artificial entities, raising
335 questions about the ethical bounds of AI in sensitive sectors. Moreover, while both sets of users highlight
336 the importance of content quality, the healthcare user group uniquely underlines the dual dimensions of
337 quantity and quality. This emphasis may underscore the necessity for comprehensive yet reliable health
338 information that AI platforms like ChatGPT are expected to deliver. In contrast, the feedback from users
339 not engaged in healthcare queries with ChatGPT tends to span a broader spectrum of technical and
340 usability enhancements. Calls for a more user-friendly interface, and improved load times. Users also
341 express the need for more human-like interactions, suggesting an aspiration for AI to bridge the gap
342 between technological functionality and human relationality. Notably, users from the non-healthcare
343 cohort voiced concerns about potential political or ideological biases in AI responses. This highlights a
344 distinct concern for objectivity and neutrality, which, while important in all contexts, appears particularly
345 salient for users seeking general information and assistance from ChatGPT.

346 The comparative analysis reveals that while the foundation of user trust in AI is built on privacy and
347 accuracy, the specific context of use—healthcare versus general inquiries—exerts a significant influence
348 on the nuances of user concerns. For healthcare-related AI applications, the implications are clear: there

349 is a critical need for heightened measures of accuracy, security, and ethical considerations, aligning with
350 the sensitive nature of healthcare information and decision-making processes.

351 Discussion

352 In the realm of healthcare decision-making, the prominence of trustworthiness, as indicated by our study,
353 is particularly instructive. Within our sample of 44 healthcare users of ChatGPT, trustworthiness emerged
354 as a critical factor influencing their reliance on the platform for healthcare-related queries.

355 Firstly, the critical nature of healthcare decisions inherently demands a measured degree of trust. Decisions
356 based on health-related information directly impact an individual's physical well-being, making the
357 accuracy and reliability of such information paramount. This is especially true in an era where digital
358 health advice is becoming increasingly prevalent, and users often must navigate a plethora of information
359 sources of varying credibility. In contrast, the non-healthcare user group, which is notably larger, might
360 prioritize other factors like security, user experience, or the ability to supplement or replace human
361 interaction. For these users, the stakes of the decision-making process, while still important, do not
362 typically bear the direct and immediate implications for personal health and well-being. Consequently,
363 their assessment of trustworthiness might be based more on factors like the platform's ability to deliver
364 satisfactory and efficient interactions.

365 Secondly, the complexity and validity of health information further elevates the need for trust. Healthcare
366 information is often laden with medical jargon and intricate details about conditions and treatments,
367 requiring users to place considerable trust in the source to ensure that the information is both
368 understandable and accurate. Moreover, the personal and confidential nature of health information calls
369 for a heightened level of trust in the platform's ability to handle such data ethically and securely. That
370 being said, it is often suggested to train GPT like ChatGPT on accurate, reliable, and perhaps patient health
371 data making the AI suitable for personalized recommendations and conversations [24]. Although such

372 discussions and recommendations are sound, they hold a critical latent risk. As recently brought to notice,
373 large language and GPT models tend to memorize training data, which can lead to privacy concerns [14].
374 If ChatGPT or similar AI models are trained on sensitive healthcare data in the future to provide
375 personalized medical information, (with the hope of improving user experience and trust) this could
376 introduce a significant risk of large-scale data breaches [25, 26]. Such a situation could have far-reaching
377 consequences, as the breach of healthcare data not only compromises individual privacy but also violates
378 legal and ethical standards in medical confidentiality. It could lead to misuse of personal health
379 information, identity theft, and a loss of public trust in healthcare technology. Therefore, while the
380 advancement of AI in healthcare promises significant benefits, including personalized and efficient patient
381 care, it also necessitates robust security measures and ethical considerations to protect sensitive patient
382 data against potential breaches.

383 The recent discovery of ChatGPT's limitation [14] calls for urgent discussion about Technology Readiness
384 Levels (TRLs) [27]. TRLs are a systematic metric used to assess the development stage of a technology,
385 ranging from the conceptual stage (TRL 1) to full-scale deployment (TRL 9) [28]. This metric is pivotal
386 in determining whether a technology is sufficiently mature for public use, particularly when it involves
387 sensitive data. ChatGPT demonstrates immense potential in transforming healthcare through personalized
388 medicine and efficient data processing. However, the integration of AI in healthcare necessitates a cautious
389 approach, underscored by the rigorous assessment of TRLs. AI systems dealing with healthcare data must
390 not only demonstrate advanced functionality but also robust security protocols to protect sensitive patient
391 information. Assessing AI technologies against high TRL standards ensures that they have undergone
392 extensive testing and validation in real-world scenarios, which includes evaluating their resilience against
393 data breaches and extraction attacks.

394 Moreover, the importance of reaching higher TRLs before public deployment cannot be overstated in the
395 context of public trust and safety. Prematurely launched AI technologies that have not been thoroughly
396 vetted for security risks can lead to significant breaches of patient privacy. Such incidents not only erode
397 public confidence in AI healthcare applications but also pose severe ethical and legal challenges. The
398 healthcare sector, bound by stringent regulations and ethical standards, requires that any deployed
399 technology adheres to the highest levels of confidentiality and data protection.

400 In enhancing and extending the discussion on the limitations of our study, it's crucial to address both the
401 methodological constraints and the statistical considerations of our approach. The discrepancy in sample
402 sizes between the healthcare user group (n=44) and the non-healthcare user group (n=563) is a limitation.
403 We advocate for a cautious interpretation of the results, particularly in applying our findings to a broader
404 population of healthcare information seekers. Moreover, our sampling methodology, primarily through
405 social media channels, might introduce a selection bias. The demographic that engages with healthcare-
406 related AI through social media platforms may not accurately represent the broader population seeking
407 healthcare information. Reliance on self-reported data is another methodological constraint. While self-
408 reporting is a common and valuable tool in research, it inherently carries the risk of inaccuracies.
409 Participants' responses could be influenced by their perceptions, experiences, or even social desirability
410 bias, which might affect the authenticity of the data. To mitigate some of these limitations, our study
411 employed a Bayesian analytical approach. The Bayesian method is advantageous in dealing with smaller
412 sample sizes [29]. Despite these methodological efforts, further research with a more diverse and larger
413 sample, perhaps supplemented with objective usage metrics, would be beneficial to validate and expand
414 our findings and to develop a more comprehensive understanding of how different user groups perceive
415 and use AI in healthcare contexts.

416 In conclusion our study findings suggest a clear demarcation in user expectations and requirements from
417 AI systems based on the context of their use. In healthcare, where decisions have direct health
418 implications, trustworthiness emerges as a paramount concern, emphasizing the need for AI systems that
419 prioritize accuracy, clarity, and security. For non-healthcare contexts, while trustworthiness remains
420 important, it encompasses a broader range of factors including efficiency, user experience, and novelty.
421 This dichotomy provides valuable insights for AI developers and healthcare professionals. It suggests a
422 tailored approach to AI system design and communication, one that is acutely sensitive to the context of
423 use. Future research might focus on exploring these context-specific preferences in greater detail,
424 potentially leading to more personalized and effective AI applications across various domains.

425 Reference

- 426 1. Choi JH, Hickman KE, Monahan A, Schwarcz D. Chatgpt goes to law school. Available at SSRN. 2023.
- 427 2. Parikh PM, Shah DM, Parikh KP. Judge Juan Manuel Padilla Garcia, ChatGPT, and a controversial
428 medicolegal milestone. *Indian Journal of Medical Sciences*. 2023;75(1):3-8.
- 429 3. Lo CK. What is the impact of ChatGPT on education? A rapid review of the literature. *Education Sciences*.
430 2023;13(4):410.
- 431 4. Montenegro-Rueda M, Fernández-Cerero J, Fernández-Batanero JM, López-Meneses E. Impact of the
432 implementation of ChatGPT in education: A systematic review. *Computers*. 2023;12(8):153.
- 433 5. Guo C, Lu Y, Dou Y, Wang F-Y. Can ChatGPT boost artistic creation: The need of imaginative intelligence
434 for parallel art. *IEEE/CAA Journal of Automatica Sinica*. 2023;10(4):835-8.
- 435 6. He J, Baxter SL, Xu J, Xu J, Zhou X, Zhang K. The Practical Implementation of Artificial Intelligence
436 Technologies in Medicine. *Nature Medicine*. 2019. doi: 10.1038/s41591-018-0307-0.
- 437 7. Choudhury A. Toward an Ecologically Valid Conceptual Framework for the Use of Artificial Intelligence in
438 Clinical Settings: Need for Systems Thinking, Accountability, Decision-making, Trust, and Patient Safety
439 Considerations in Safeguarding the Technology and Clinicians. *JMIR Hum Factors*. 2022;9(2):e35421. doi:
440 10.2196/35421.
- 441 8. Linkov I, Galaitsi S, Trump BD, Keisler JM, Kott A. Cybertrust: From Explainable to Actionable and
442 Interpretable Artificial Intelligence. *Computer*. 2020. doi: 10.1109/mc.2020.2993623.
- 443 9. Bach TA, Khan AN, Hallock H, Beltrão G, Sousa S. A Systematic Literature Review of User Trust in AI-
444 Enabled Systems: An HCI Perspective. *International Journal of Human-Computer Interaction*. 2022. doi:
445 10.1080/10447318.2022.2138826.
- 446 10. Choudhury A. Factors influencing clinicians' willingness to use an AI-based clinical decision support
447 system. *Frontiers in Digital Health*. 2022;4. doi: 10.3389/fgdth.2022.920662.
- 448 11. Sebastian G, George A, Jackson G. Persuading Patients Using Rhetoric to Improve Artificial Intelligence
449 Adoption: Experimental Study. *Journal of Medical Internet Research*. 2023. doi: 10.2196/41430.
- 450 12. Haresamudram K, Larsson S, Heintz F. Three Levels of AI Transparency. *Computer*. 2023. doi:
451 10.1109/mc.2022.3213181.

- 452 13. Yu L, Li Y, Fan F. Employees' Appraisals and Trust of Artificial Intelligences' Transparency and Opacity.
453 Behavioral Sciences. 2023. doi: 10.3390/bs13040344.
- 454 14. Nasr M, Carlini N, Hayase J, Jagielski M, Cooper AF, Ippolito D, et al. Scalable Extraction of Training Data
455 from (Production) Language Models. arXiv preprint arXiv:231117035. 2023.
- 456 15. Carlini N, Tramer F, Wallace E, Jagielski M, Herbert-Voss A, Lee K, et al., editors. Extracting training data
457 from large language models. 30th USENIX Security Symposium (USENIX Security 21); 2021.
- 458 16. Tambling RR, D'Aniello C, Russell BS. Health insurance literacy among caregivers of substance using
459 young adults. *Alcoholism Treatment Quarterly*. 2021;39(4):505-16.
- 460 17. Marsman M, Wagenmakers E-J. Bayesian benefits with JASP. *European Journal of Developmental*
461 *Psychology*. 2017;14(5):545-55.
- 462 18. Nuzzo RL. An introduction to Bayesian data analysis for correlations. Elsevier; 2017. p. 1278-82.
- 463 19. Bayarri M, García-Donato G. Generalization of Jeffreys divergence-based priors for Bayesian hypothesis
464 testing. *Journal of the Royal Statistical Society Series B: Statistical Methodology*. 2008;70(5):981-1003.
- 465 20. Sarma A, Kay M, editors. Prior setting in practice: Strategies and rationales used in choosing prior
466 distributions for Bayesian analysis. *Proceedings of the 2020 chi conference on human factors in computing*
467 *systems*; 2020.
- 468 21. Kass RE, Raftery AE. Bayes factors. *Journal of the american statistical association*. 1995;90(430):773-95.
- 469 22. Stemler SE. Content analysis. *Emerging trends in the social and behavioral sciences: An Interdisciplinary,*
470 *Searchable, and Linkable Resource*. 2015:1-14.
- 471 23. Banerjee M, Capozzoli M, McSweeney L, Sinha D. Beyond kappa: A review of interrater agreement
472 measures. *Canadian journal of statistics*. 1999;27(1):3-23.
- 473 24. Yang X, Chen A, PourNejatian N, Shin HC, Smith KE, Parisien C, et al. A large language model for
474 electronic health records. *NPJ Digital Medicine*. 2022;5(1):194.
- 475 25. Huang H, Zheng O, Wang D, Yin J, Wang Z, Ding S, et al. ChatGPT for shaping the future of dentistry: the
476 potential of multi-modal large language model. *International Journal of Oral Science*. 2023;15(1):29.
- 477 26. Shoeybi M, Patwary M, Puri R, LeGresley P, Casper J, Catanzaro B. Megatron-Lm: Training multi-billion
478 parameter language models using model parallelism. arXiv preprint arXiv:190908053. 2019.
- 479 27. Mankins JC. Technology readiness levels. *White Paper*, April. 1995;6(1995):1995.
- 480 28. Martínez-Plumed F, Gómez E, Hernández-Orallo J. Futures of artificial intelligence through technology
481 readiness levels. *Telematics and Informatics*. 2021;58:101525.
- 482 29. McNeish D. On using Bayesian methods to address small sample problems. *Structural Equation*
483 *Modeling: A Multidisciplinary Journal*. 2016;23(5):750-73.

484

485

486

487

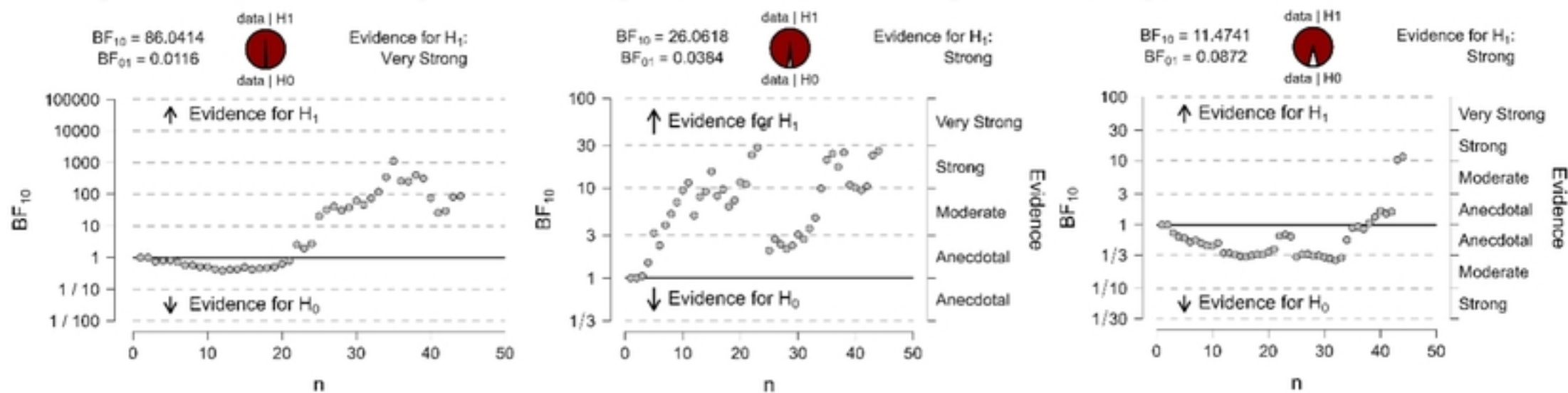
488 **Supporting information**

489 **S1. Supplementary file.** Extra analysis and results

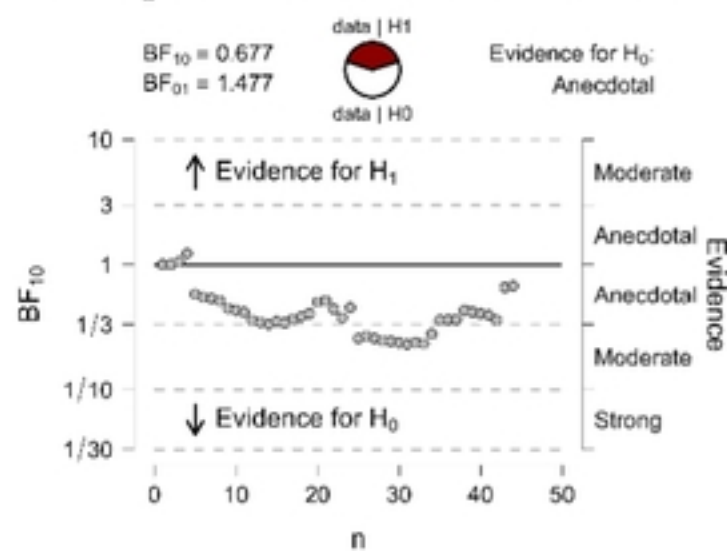
490 **S2. Supplementary file.** Correlation analysis

491

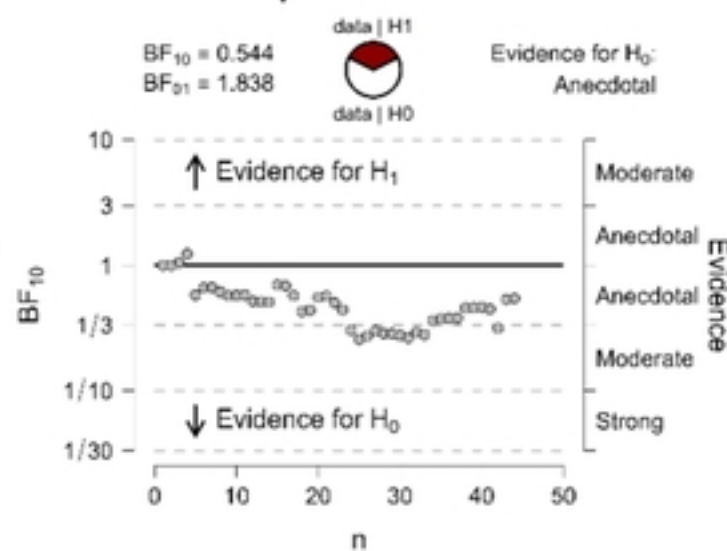
A: Help make decisions - Competence **B: Help make decisions - Transparent** **C: Help make decisions - Benefits>Risks**



D: Help make decisions - Persuasive



E: Trustworthy - Persuasive



F: Transparent - Trustworthy

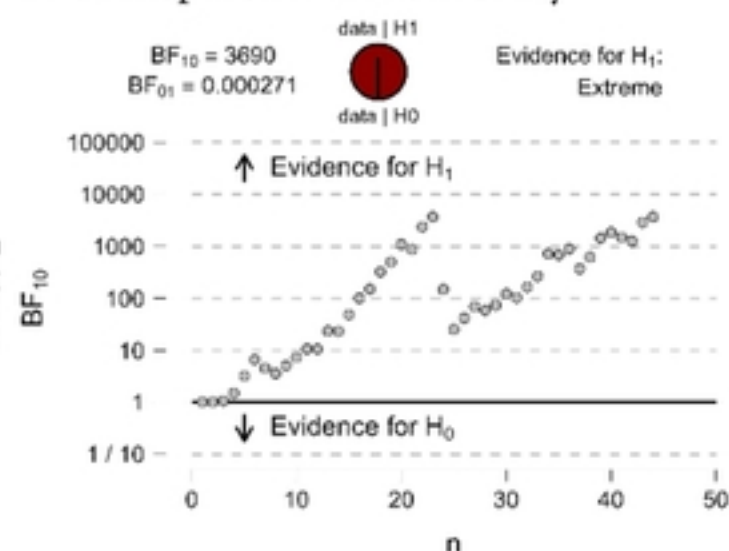


Figure 2. Bayesian Correlation Sequential Analyses of ChatGPT's