

1 **Cost minimization analysis of treatments for metastatic HER2-**
2 **positive breast cancer: Fixed-Dose combination of pertuzumab**
3 **and trastuzumab for subcutaneous injections**

4

5 **Cost minimization for HER2-positive breast cancer**

6

7 Miguel Figallo^{1*}, María F. Delgado², Mauricio Gonzalez¹, Adrián Arenas³

8

9 ¹ APOYO Consultoría, Lima, Peru

10 ² London School of Economics, London, UK

11 ³ Universidad de Piura, Lima, Perú

12

13

14 * Corresponding author

15 E-mail: mfigallo@apoyoconsultoria.com (MF)

16

17 <https://orcid.org/0009-0008-1308-8677>

18 **Abstract**

19 The main objective of this study is to determine whether the employment of fixed-dose
20 combination of pertuzumab and trastuzumab for subcutaneous injection (or Phesgo) to
21 treat metastatic HER2-positive breast cancer patients would minimize costs compared
22 to the traditional treatment of separate intravenous doses of pertuzumab and
23 trastuzumab in Peru. To achieve this, we used EsSalud (the social security health
24 insurance) data and assessed it through a mixed strategy, which consisted of a
25 quantitative and a qualitative approach. The first one aimed to calculate the direct (non-
26 drug consumables, drugs, and healthcare professionals) and indirect costs of both
27 treatments to develop a comparison, whilst the second aimed to validate information and
28 internalize the procedure in an EsSalud context.

29 Overall, we found that the usage of Phesgo would be cost saving in EsSalud's context.
30 Specifically, we found three main insights. Firstly, the savings produced from switching
31 from the traditional intravenous treatment to the subcutaneous one would allow EsSalud
32 to afford full annual costs of 2 additional treatments, but without increasing their budget.
33 This would cover 7% of the gap of 29 patients who do not have access to full treatment.
34 Secondly, the result of a univariate sensitivity analysis in this work indicates that the price
35 of Phesgo would have to increase by 16% so that both treatments cost the same. Thirdly,
36 to increase the number of patients, the intravenous treatment would have to be totally
37 replace by the Phesgo treatment, since the use of the latter requires less personnel and
38 infrastructure.

39 Introduction

40 In Peru, breast cancer is the second most common neoplasm, affecting mainly women
41 over 34 years of age. By 2022, 3,166 new cases of breast cancer were reported in Peru,
42 18% more than the previous year [1]. Within the subtypes of breast cancer, HER2-
43 positive is a type of breast cancer whose cells have higher levels of the HER2 protein,
44 which is present on the outside of all breast cells and promotes their growth [2].
45 According to the Peruvian Social Security (EsSalud), this type represents about 25% of
46 all cases of breast cancer (EsSalud, 2017) and it is related with poor prognosis and
47 aggressiveness.

48 The standard treatment applied by EsSalud for this type of neoplasm consists of the
49 application of anti-HER2 medications —pertuzumab and trastuzumab— which are
50 infused separately into a vein (IV). According to the in-depth interviews, a rough
51 approximation of 30% of patients with HER2-positive metastatic breast cancer are not
52 receiving the pertuzumab and trastuzumab treatment regime. This dual treatment
53 scheme for patients with HER2-positive breast cancer in metastatic stage who have not
54 received previous systemic therapy was approved by Essalud in 2017 [3].

55 Besides, the Peruvian Ministry of Health (Minsa) approved the treatment in March of
56 2023, but indicating that it is not cost-effective, and that its purchase should be given
57 through what they call “differentiated mechanisms of acquisition”. The resolution argued
58 that the incremental cost per year of life gained (YLG) in a patient using pertuzumab was
59 above the cost-effectiveness threshold established by Minsa (16). Moreover, this
60 decision relied on the results of the CLEOPATRA study, which was conducted between
61 2010 and 2018, and sought to analyze the efficacy of the addition of pertuzumab to the
62 traditional treatment of docetaxel and trastuzumab for patients with metastatic HER2-
63 positive breast cancer. The study showcased an improvement in progression-free and
64 overall survival (OS), with a median of 57.1 months in the pertuzumab group and 40.8

65 months in the placebo group [4]. The difference in the overall survival is strongly
66 significant, as it has a p-value of 0.0008.

67 The IV administration has major disadvantages, mainly on the patient's side, in terms of
68 the large number of hours they must spend at the healthcare facility, as well as the
69 considerable discomfort its application entails. Similarly, being a long treatment that
70 requires many supplies, it generates significant costs for the healthcare facility, both in
71 the price of consumables and in the time spent by healthcare professionals.

72 The fixed-dose combination of pertuzumab and trastuzumab for subcutaneous injection
73 (PH FDC SC; and Phesgo as brand name) has come up as an alternative treatment
74 method for metastatic HER2-positive breast cancer. This treatment utilizes the same
75 drugs as in the standard of care —pertuzumab and trastuzumab—, however, they are
76 administered via a subcutaneous injection (SC), which adds an enzyme called
77 hyaluronidase.

78 The literature surrounding this topic has previously addressed the advantages of
79 employing the pertuzumab and trastuzumab combined treatment, additional to the cost
80 minimization due to transitioning from the IV to the SC treatment.

81 Regarding the advantages of Phesgo, works such as the FeDeriCa study, have shown
82 that this treatment has the same level of efficacy and offers key advantages when
83 compared to the IV treatment (IV) [5]. Additionally, the PHranceSCa study, showcases
84 that breast cancer patients prefer the subcutaneous treatment over the IV scheme [6].
85 That is because it reduces clinic time and enhances comfort during administration.

86 Hence, based on the literature, the following benefits are generated by the application of
87 Phesgo:

- 88 ▪ ***On the patient's side***, it presents much shorter administration and observation
89 times, which has reduced the impact of undergoing cancer treatment on their

90 daily lives, as it increases the amount of time they can devote to productive
91 activities, leisure time, and family time, among others. Besides, the application of
92 SC treatment is considerably less intrusive and uncomfortable.

93 ■ ***On the healthcare facility side***, it has been possible to release capacity in the
94 chemotherapy units for other treatments, significantly reduce intravenous
95 compounding costs, and reduce wastage. On the other hand, it saves costs for
96 the healthcare provider, using less active employee time and reducing non-drug
97 consumable costs.

98 Now, with regards to the cost minimization of transitioning to the SC treatment, we
99 identified three key studies that have shed light on the topic at hand. Firstly, one
100 approached the cost minimization through the reduction of non-drug costs and other
101 related economic costs such as HCP (Health Care Professional) time and patient time
102 [7]. Secondly, other used a Time and motion (T&M) methodology to also estimate the
103 time cost of both the IV and SC treatments, and the direct and indirect costs associated
104 with these [8]. It concluded that a transition to SC in a Spanish context would significantly
105 reduce direct costs in 979.60 euro per full cycle treatment as well as reduce the time
106 used, which minimized the loss of productivity. Thirdly, in a similar study conducted in
107 Cuba, it was found that the subcutaneous treatment proved to minimize costs with
108 respect to the intravenous treatment even when its price was increased by 30% [9]. This
109 result differs from what will be shown afterwards because the characteristics of both
110 healthcare systems have critical differences.

111 On the one hand, the prices of the IV and SC anti-Her2 drugs are considerably higher
112 than what we are considering. In fact, almost all the savings that study found were
113 explained by that source. On the other hand, the non-drug consumables that are
114 considered in the Cuban study are considerably cheaper than what is considered in this
115 study, which discards non-drug consumables as a relevant source of savings. Finally,

116 the Cuban estimation for IV procedures duration is higher than ours, which explains why
117 their time savings are higher than ours.

118 As it has been shown, Phesgo appears to have similar efficacy and safety profile when
119 compared to the IV scheme, making it reasonable to determine whether it minimizes the
120 treatment costs in EsSalud and in which magnitude. Hence, this study aims to identify
121 savings opportunities for both patients and healthcare facilities, so that the public
122 expenses execution is optimized without deterring the quality of attention. This is
123 particularly important in the context of high limitations and deficiencies present in the
124 Peruvian healthcare system.

125 **Materials and methods**

126 **Data used**

127 We use public information from the Peruvian social health security. We use the following
128 sources of data:

129 **Hospital administrative documents:** We retrieved the annual salaries of nurses and
130 pharmaceutical chemists and accessed the list of EsSalud strategic purchases [10]. The
131 latter list included the prices and specific characteristics (size, type, etc.) of drugs, non-
132 drug consumables, and medical equipment for cancer treatment. Finally, the pertuzumab
133 and trastuzumab monthly consumption series and the number of chemotherapy couches
134 were provided by EsSalud. The latter pieces of information were at the hospital level and
135 allowed us to estimate both the number of treated patients and the nationwide attention
136 capacity.

137 **Clinical practice guidelines:** The HER2-positive metastatic and non-metastatic breast
138 cancer clinical practice guidelines contain the step-by-step process and medication
139 needed for the IV treatment [11]. This information served as an input for the in-depth
140 interviews that were followingly conducted.

141 **Methodology**

142 The study followed a mixed strategy, which considered both a quantitative and qualitative
143 approach. Under the quantitative approach, following recent contributions, we
144 considered a time horizon of a full year and a singular patient approach. Given that the
145 treatment is applied every 21 days, we estimate the cost of a total of 18 cycles or doses
146 per year, which is consistent with previous contributions [9] [7] [8]. Accordingly, for that
147 period of treatment, we defined 3 different stages for HER2-positive metastatic breast
148 cancer:

- 149 i. **Loading (1 cycle):** It refers to the initial cycle of each treatment, the following
150 cycles are known as maintenance. Chemotherapy is applied in this cycle along
151 with trastuzumab and pertuzumab by IV infusion separately or both together by
152 Phesgo injection subcutaneously.
- 153 ii. **Maintenance with chemotherapy (5 cycles):** For the first 5 maintenance cycles,
154 chemotherapy must be applied, along with pertuzumab and trastuzumab.
- 155 iii. **Maintenance with no chemotherapy (12 cycles):** For the rest of the 12
156 maintenance cycles, the treatment is with trastuzumab and pertuzumab. No
157 chemotherapy is required.

158 For the calculation of costs, we considered the direct and indirect costs. For direct costs,
159 the following three categories were included: (i) non-drug consumables, (ii) drugs, and
160 (iii) healthcare professionals. In the case of indirect costs, we considered an estimation
161 of the value of time of patients to get the savings or losses attributable to the change in
162 the treatment scheme. This calculation used as an input the statistic value of life [12].
163 Further methodological details of this estimation are provided in Section 5.

164 On the qualitative side, two in-depth interviews with key EsSalud personnel were carried
165 out. The first one covered the treatment room procedures whilst the second one provided

166 a closer approximation to the oncology mixing room procedures, both executed
167 simultaneously. Both interviews validated information such as: (i) the duration of each
168 identified procedure, and (ii) the specific inputs needed for the execution of each
169 procedure. Those pieces of information were provided as ranks, which let us internalize
170 the variability that time and quantities can suffer when administrating the treatment in the
171 EsSalud context.

172 **Treatment schemes characterization**

173 The most widely used targeted anti-HER2 treatment is intravenous pertuzumab and
174 trastuzumab (IV). In the case of the Peruvian health system, chemotherapy sessions are
175 applied throughout the treatment cycle [13]. Based on local clinical guidelines and on
176 relevant literature, validated through the interviews with the healthcare professionals, an
177 orderly structure of the steps of the IV treatment for HER2-positive metastatic breast
178 cancer applied by EsSalud was constructed. In addition, the structure for SC treatment
179 was recovered based on the literature reviewed. They are both illustrated below in Fig 1.

180 **Fig 1. Stages in IV and SC treatment schemes.** *Note: Mixing room preparation*
181 *procedures occur simultaneously with the previous ones (cannulation, hydration,*
182 *premedication).*

183 **Results**

184 **Cost minimization**

185 We obtained all the costs involved in the treatment of breast cancer, both for the
186 healthcare facility and for the patient, to make an exhaustive comparison between the
187 total costs that each treatment scheme entails. In that sense, the costs of a year of
188 treatment in terms of drug and non-drug consumables, lost staff capacity and patient
189 hours are also calculated. This section compares the total annual costs of IV and SC
190 treatments and highlights the savings that the SC scheme represents over IV for the

191 following categories: (i) non-drug consumables, (ii) healthcare professionals, (iii) indirect
192 costs, and (iv) drug costs.

193 From previous contributions [7], one can find that the non-drug saving in the United
194 States is of 75%, which is mainly driven by chair time costs (62% of total savings, which
195 equals 75% in this study). For our case, in Fig 2, the total annual costs per patient for
196 each category, excluding drug costs, are shown for both the IV and SC schemes, and
197 the estimated difference between the two is calculated. It is shown that the total annual
198 savings per patient is US\$ 5,395, which represents a reduction of approximately 64% of
199 the cost of the IV scheme without including drug costs.

200 It is worth stressing, however, that this estimation does not represent the overall saving
201 of Phesgo, nor does it represent how much can the price of Phesgo be increased while
202 still minimizing costs. The correct interpretation to this estimation contemplates that this
203 is the savings in non-drug costs.

204 **Fig 2. Annual cost per patient without drug costs, IV vs SC (US\$).**

205 Followingly, in Table 1 a breakdown of each category including drug costs is made to
206 analyze in detail the total savings per patient for each of them and which are the main
207 sources —materials or procedures— through which these savings are perceived. A
208 purchase period for non-drug consumables and drugs is considered between September
209 5 and 7, 2022.

210 **Table 1. Annual savings per category (US\$)**

	Category	Savings per patient	Main sources of savings
	Direct costs		
1	Healthcare professionals	US\$ 1314	<ul style="list-style-type: none">▪ Preparation in mixing room (US\$ 394)▪ Administration of monoclonal antibodies (US\$ 272)▪ Hydration (US\$ 227)▪ Monitoring after monoclonal antibodies (US\$ 201)

2	Non-drug consumables (materials)	US\$ 999	<ul style="list-style-type: none"> ▪ Short double-lumen catheter (US\$ 812) ▪ Venoclysis equipment (US\$ 91) ▪ Trifurcated equipment (US\$ 68)
3	Drug costs	US\$ 332	<ul style="list-style-type: none"> ▪ Monoclonal antibodies (US\$ 306) ▪ Sodium chloride 250 cc (US\$ 15) ▪ Sodium chloride 1 L (US\$ 7)
Indirect costs			
4	Indirect costs	US\$ 3,082	<ul style="list-style-type: none"> ▪ Administration of monoclonal antibodies (US\$ 911) ▪ Hydration (US\$ 762) ▪ Monitoring after monoclonal antibodies (US\$ 673) ▪ Vein cleaning (US\$ 355)

211 **Note:** This list is not exhaustive. It only considers the main sources of savings. Hence, the sum of the sources
 212 of savings will not necessarily equal the savings per patient shown.

213 Indirect costs

214 For the estimation of indirect costs, we considered the patients' loss of productivity
 215 generated by the time in clinic (waiting and treatment time). To reach that estimation, we
 216 calculated both the time in clinic and the value of patients' time. The following steps were
 217 followed:

- 218 ▪ **For estimating the time in clinic:** Based on the clinical practice guidelines and
 219 the in-depth interviews, we calculated the total time spent in clinic by each patient
 220 in each treatment cycle.
- 221 ▪ **For the value of patients' time:** We took advantage of the statistic value of life
 222 [12] which provides a vector of statistic values for each year of life going from 0
 223 to 99. These calculations were based on the human capital method, which means
 224 that the values of life that he provided represent the total productivity of a
 225 representative individual at each year of age.

226 By taking advantage of the number of ambulatory attentions related to breast
227 cancer available at the REUNIS database, we obtained weights for estimating an
228 average statistic value of life adjusted to the representative breast cancer patient.

229 After obtaining this weighted average, we were able to monetize the time saved
230 as a consequence of the use of Phesgo, which yielded a total saving per patient
231 of US\$3,082. This saving represents a reduction of 63% when compared to the
232 IV scheme.

233 The main savings are perceived in the stages of: (i) administration of monoclonal
234 antibodies, (ii) hydration, (iii) monitoring after monoclonal antibodies and (iv) vein
235 cleansing, which account for 88% of the total savings in this category. The reasons
236 behind the savings are the same as for the healthcare professional's category; however,
237 in this case, the preparation in mixing room does not come into play since this stage
238 does not require patient time.

239 **Healthcare professionals**

240 Regarding the time saved by the healthcare professionals, the time spent in each
241 procedure of both treatments was collected from the interviews and clinical guidelines.
242 Based on those inputs, the nurse-minute costs were calculated (US\$ 0.25). As a result,
243 a total saving of \$1,314 in healthcare professionals' costs was estimated. This represents
244 a reduction of 66% with respect to the IV scheme.

245 The main savings come from the stages of preparation in the mixing room, followed by
246 administration of monoclonal antibodies, hydration and monitoring after monoclonal
247 antibodies. These savings collectively represent 83% of the total savings in this category.
248 Since in the SC treatment there are several procedures that are not applied after the first
249 6 cycles, as can be seen in Fig 1. In addition, other procedures require nurses to dedicate
250 less time to the treatment, such as the administration and monitoring of pertuzumab and
251 trastuzumab.

252 Table 2 shows the savings in terms of hours of healthcare professionals in the SC
253 scheme compared to the IV scheme.

254 **Table 2. Hours spent by healthcare professionals for the treatment of a single**
255 **patient, by stage per year.**

Stage of treatment	IV	SC	Savings
Loading (1 cycle)	7.5	4.6	39%
Maintenance with chemotherapy (5 cycles)	30	21.5	28%
Maintenance with no chemotherapy (12 cycles)	60	10	83%
Total hours spent per year	97.5	36.1	63%

256 **Note:** For both treatment schemes, a constant initial evaluation period of 30 minutes per cycle is considered
257 in the total hours spent.

258 Although these savings do not directly reduce the budget, they represent a release of
259 human resources capacity for the attention of other patients. Furthermore, this will
260 alleviate the overburden and distress that the healthcare personnel currently go through,
261 which will in turn improve the overall quality of the service. The benefits of this attention
262 capacity release are addressed afterwards.

263 **Non-drug consumables**

264 Regarding the non-drug consumables, the main inputs for the analysis were: (i) prices,
265 which were obtained from the EsSalud's catalogs; (ii) quantities required for each
266 treatment scheme, which were collected from clinical guidelines and interviews. As a
267 result of the analysis, a total saving of US\$999 in non-drug consumables per patient was
268 estimated. This represents a reduction of 62% with respect to the IV scheme.

269 The main saving comes from the reduction in the use of: (i) short double-lumen catheter,
270 (ii) venoclysis equipment, and (iii) trifurcated equipment. The savings generated by the
271 disuse of these three elements represent 97% of the total saving in this category, this is
272 because in the SC treatment these instruments are used only in the first 6 cycles when
273 chemotherapy is applied, while in the IV treatment they are used in all cycles. Minor

274 savings are also perceived because in the IV treatment additional consumables are used
275 in the mixing room for the preparation of pertuzumab and trastuzumab, which do not
276 apply to the SC treatment.

277 A table is presented showing the annual costs in non-drug consumables represented by
278 the inputs of the IV and SC treatment schemes. In that table, considerable savings can
279 be observed in the SC scheme with respect to the IV scheme (Table 3).

280 As Table 3 shows, the savings are not uniformly distributed across the defined stages.
281 This is so because, in the SC treatment scheme, the catheter is only used in the first 6
282 cycles when chemotherapy is applied, whilst in the IV scheme, it is used throughout the
283 entire treatment. In addition, since several stages of the SC scheme are only applied in
284 the chemotherapy cycles, as shown in Fig 1, the healthcare facility experiences
285 significant savings in terms of non-drug consumables.

Table 3. Annual costs and savings from non-drug consumables (US\$)

	Unit cost	First 6 cycles			Last 12 cycles			Total	Total
		Costs		Savings	Costs		Savings	Savings	Savings
		IV	SC	IV-SC	IV	SC	IV-SC	IV-SC	%
(i) Non-drug consumables									
Short double lumen catheter 2 FR	97	406	406	-	812	-	812	812	67%
Venoclysis equipment	8	45	45	-	91	-	91	91	67%
Trifurcated equipment	6	34	34	-	68	-	68	68	67%
PORT catheter needle	5	9	9	-	17	-	17	17	67%
20 cc syringe	0	2	1	1	3	-	3	4	86%
Tegaderm 6x7	0	2	2	-	4	-	4	4	67%
18 X 1 1/2" needle	0	1	0	0	1	-	1	2	79%
10 cc syringe	0	1	1	-	1	-	1	1	67%
5 cc syringe	0	0	1	0	1	-	1	1	50%
20 X 1 1/2" needle	0	0	0	0	-	-	-	0	(233%)
22 X 1 1/2" needle	0	0	0	-	0	-	0	0	67%
PORT catheter	287	86	86	-	-	-	-	-	-
Infusion line	5	32	32	-	-	-	-	-	-
Package of gauze	0	0	0	-	1	1	-	-	-
Total	408	618	617	1	999	1	998	999	100%

287 **Note:** All numbers are rounded to the nearest integer. Prices were retrieved from EsSalud strategic purchases catalog. We use the average exchange rate for the month of
288 December 2022 reported by the Central Reserve Bank of Peru. (PEN/US\$: 3.829).

289 Drug costs

290 The use of Phesgo in this treatment also reduces drug costs. This includes the costs and
291 quantity of medicines used in both treatment schemes: pertuzumab, trastuzumab,
292 docetaxel, sodium chloride, and ondansetron, among others. Even under the assumption
293 that Phesgo price is equivalent to the sum of prices available of pertuzumab and
294 biosimilar trastuzumab, there is a reduction of US\$ 332. This represents a saving of less
295 than 1% on drug costs. In Table 4 the price of the main drugs applied in treatments is
296 shown.

297 **Table 4. Price of main drugs (US\$)**

Drugs	Price
Pertuzumab 420 mg/14 mL	1,941
Trastuzuab 21 mg/mL x 20 mL (with diluent)	186
Phesgo – Loading (1200 mg of Pertuzumab)	3,192
Phesgo – Maintenance (600 mg of Pertuzumab)	2,128

298
299 Table 5 showcases that the main savings come from the application of monoclonal
300 antibodies. On one hand, particularly, from the extra trastuzumab and pertuzumab that
301 is required by the IV scheme when reconstituting the drugs. It is worth mentioning that
302 the trastuzumab vial purchased by EsSalud is standardized and contains 21 mg/ml x 20
303 ml. Since the trastuzumab dose depends on the weight of the patient, more or less than
304 one vial may be required. This parameter was estimated considering a women average
305 weight of 57 kg [14]. Specifically, for the loading cycle, 8mg/kg are applied; for the
306 maintenance cycles, 6 mg/kg are applied. Having a standardized vial of 420 mg and
307 considering the average weight, 456 mg (1.09 vials) would be necessary for the loading
308 cycle, whilst 342 mg (0.81 vials) would be necessary for maintenance cycles.

309 On the other hand, Phesgo provides a fixed dose, and its price is equal to the sum of the
310 prices of pertuzumab and trastuzumab, except for the loading cycle, where the price of

311 Phesgo is multiplied by a factor of 1.5 (this is consistent with its current global pricing
312 strategy). Hence, spending on a fixed dose of SC results cheaper than spending on the
313 alternative, which may require additional expenditures on trastuzumab depending on the
314 patient's weight. As it is not plausible to expect a uniform distribution for patients' weight,
315 there is a variable leftover of trastuzumab in the IV scheme. Our model considers an
316 ideal case in which this leftover is never wasted. However, this assumption stresses the
317 results because it reduces the drug costs of the IV scheme, which underestimates the
318 savings generated by the adoption of Phesgo. For every 1% of leftover wasted, savings
319 increase in US\$ 26, which represents 8% of the estimated drug costs savings. Under the
320 extreme case in which the whole leftover is wasted, savings in drug costs would equal
321 US\$ 589.

322 However, the above-mentioned savings are concentrated in the first 6 cycles of
323 treatment, and, particularly in the loading cycle. Considering an average-weight patient,
324 the first cycle of the IV scheme requires the use of two vials of pertuzumab, which would
325 cost US\$ 3,882, and 456 mg of trastuzumab which would cost US\$ 203. Thus, the
326 application of monoclonal antibodies under the IV scheme requires an expenditure of
327 US\$ 4,085 only for the loading cycle. In comparison, the SC scheme takes advantage of
328 a fixed loading dose of Phesgo, which costs US\$ 3,192, which implies a saving of US\$
329 893 only for the first cycle.

330 The following cycles (2-18) showcase minor de-savings, which are visible in the first row
331 of Table 5. The reason behind those losses is the assumption of no waste of leftovers.
332 As it is detailed in footnote 10, the use of this assumption underestimates the
333 pharmacological savings of Phesgo because it considers an ideal setting in which the
334 content of each vial of trastuzumab is perfectly distributed and consumed.
335 Notwithstanding the above, the pharmacological savings resist this extreme scenario,
336 which strengthens the savings capacity of Phesgo. Fig 3 shows a breakdown of all
337 savings and de-savings received in all 18 cycles in one year divided by stage.

338 **Fig 3. Savings and de-savings for all 18 cycles in drug costs of using Phesgo**
339 **(US\$).**

Table 5. Annual costs and savings from drugs (US\$)

	Unit cost	First 6 cycles			Last 12 cycles			Total	Total
		Costs		Savings	Costs		Savings	Savings	Savings
		IV	SC ^{1/}	IV-SC	IV	SC ^{1/}	IV-SC	IV-SC	%
(i) Drug consumables									
Dual anti Her2 drugs	2,128	14,552	13,830	722	25,117	25,533	-416	306	0%
Sodium chloride 250cc	0	8	3	5	10	-	10	15	83%
Sodium chloride 1L	1	4	4	-	7	-	7	7	64%
Ondansetrón 8 mg	0	2	2	-	3	-	3	3	60%
Dexamethasone 2 mg / ml X 2 ml	0	0	0	-	1	-	1	1	100%
Docetaxel	16	98	98	-	-	-	-	-	-
Clorphenamine 10 mg / ml X 1 ml	0	1	1	-	-	-	-	-	-
Ranitidine 25 mg / ml X 2 ml	0	0	0	-	-	-	-	-	-
Total	2,145	14,665	13,938	727	25,138	25,533	-395	332	100%

341

342

343

344

Note: All numbers are rounded to the nearest integer. Prices were retrieved from EsSalud strategic purchases catalog. We use the average exchange rate for the month of December 2022 reported by the Central Reserve Bank of Peru. (PEN/US\$: 3.829). 1/ The SC treatment is referred to Phesgo, while the IV treatment refers to the intravenous administration of pertuzumab and trastuzumab.

345 **Payer's costs**

346 Two steps were followed to estimate the budgetary impact for the payer: (i) estimation of
347 the number of patients treated with complete and incomplete treatment and (ii) monetary
348 and non-monetary savings estimation, which we proceed to detail below.

349 **Estimated number of patients**

350 The number of patients was estimated through two different approaches. The first
351 approach (*top-down*) consisted of taking the total cases presented by GLOBOCAN 2020
352 of breast cancer in Peru (22,486) and disaggregating them progressively by multiplying
353 it by the following probabilities: (i) suffering HER2-positive breast cancer (25-30%), (ii)
354 suffering metastatic breast cancer (9%) reported by FISSAL, and (iii) being treated by
355 EsSalud (18%, estimated by considering the total breast cancer patients attended by
356 Minsa, EsSalud, and INEN). Fig 4 shows each step and intermediate result of this
357 estimation. As it is shown, we concluded that EsSalud currently treats 100 HER2-positive
358 patients in the metastatic stage.

359 Additionally, based on the in-depth interviews with key EsSalud personnel, an
360 approximate of 30% of HER2-positive metastatic breast cancer are not treated with
361 pertuzumab, despite requiring it. By considering this proportion of patients who do not
362 have access to full treatment, we calculate that there is a gap of 30 patients who are not
363 receiving proper treatment.

364 **Fig 4. Top-down approach.**

365 The second approach (*bottom-up*) consisted of obtaining the expected monthly
366 consumption of pertuzumab for a single patient. For that to happen, we used the
367 probability of being a new patient (31%) by obtaining the 5-year prevalence of breast
368 cancer (22,486) and the number of new cases per year (6,860). This probability allowed
369 us to calculate an expected monthly consumption of 1.31 vials, considering that the

370 patient receives each dose once every month (although medical indication states that
371 the dose must be applied every 21 days, we considered the considerable lags in
372 administration). Therefore, this calculation was the result of the weighted sum of 1 vial
373 consumed by a maintenance patient and 2 vials consumed by a new patient. Rescaling
374 this value to an annual time frame yields an expected consumption of 15.66 per patient.
375 Then, the total pertuzumab consumption of each healthcare facility was divided by the
376 expected consumption per patient to get an estimate of the number of patients, which
377 we calculate at 65.

378 Nonetheless, as this calculation took the consumption of pertuzumab as an input, we
379 rescaled it to get the full universe of HER2-positive metastatic breast cancer. Specifically,
380 we followed the fact that there is a gap of 30% who do not receive full treatment, which
381 means that this 30% only receive trastuzumab.

382 This exercise allowed us to estimate that there was a full universe of 93 patients treated
383 with either complete or incomplete treatment schemes, which yields a gap of 28 patients
384 that do not have access to full treatment. Fig 5 shows each step and intermediate result
385 of the described approach.

386 **Fig 5. Bottom-up approach.** Notes: 1/ Total number of vials of pertuzumab consumed
387 in EsSalud during 2022. Recovered from the list of purchases of strategic goods. 2/ The
388 estimation of the gap follows the fact that the number of patients with complete treatment
389 are the 70% of the full universe of attended patients. Source: In-depth interviews.

390 Based on the above-described methodologies, it is estimated that the average gap of
391 patients who do not access to full treatment is of 29, which, according to the information
392 recovered in the interviews, can be explained by the restrictions and resource limitations
393 that challenge the healthcare system. Table 6 shows the estimation, under each
394 approach, of: (i) total attended patients, (ii) patients who access to full treatment

395 (pertuzumab + trastuzumab), and (iii) gap of patients who do not have access to full
396 treatment. In addition, it showcases the average estimates.

397 **Table 6. Summary table - Number of patients estimation**

Approach	Attended patients	Full treatment	Access gap
Top-down	100	70	30
Bottom-up	93	65	28
Average	97	68	29

398 **Monetary and non-monetary savings for EsSalud**

399 Based on the above estimates, the total EsSalud monetary savings in direct costs at the
400 national level are US\$ 90,535. This estimation considers both approaches' average
401 estimate of patients who currently access full treatment in EsSalud (68), it is calculated
402 that the social security would save US\$ 67,947 in non-drug consumables per year by
403 adopting Phesgo. This represents 62% of what the social security system spends each
404 year on consumables needed for the treatment of HER2-positive metastatic breast
405 cancer. Additionally, the use of Phesgo generates savings in drug costs, as the SC
406 treatment demands lower uses of premedication, hydration, and reconstitution. These
407 savings are of US\$ 22,588 per year. Moreover, a sensitivity analysis was performed,
408 which showcased that an increase of 0.84% in the price of Phesgo is required for the
409 savings in drug costs to be zero, and an increase of 3.38% is required for the savings in
410 direct costs—which includes drug costs and non-drug consumables costs—to be zero.

411 Moreover, the adoption of the subcutaneous treatment would also have non-monetary
412 savings in terms of (i) the availability of nurses and (ii) the release of chemotherapy
413 chairs use time. Since the adoption of Phesgo generates an annual saving of 61 hours
414 per patient and we estimate 68 currently attended patients, it is calculated that there will
415 be a release of more than 4,000 nursing hours and chemotherapy chairs use time. As
416 we estimate that 97 hours are required to attend a patient through a whole year under
417 an IV scheme, we calculate that the freeing up of capacity would allow the attention of

418 41 additional IV patients per year without incurring on more investment costs than the
419 needed to be able to close the access gap of 29 HER2-positive metastatic breast cancer
420 patients, as specified in Table 6.

421 **Robustness checks**

422 To stress our results, several robustness checks were performed. In particular, we ran
423 sensitivity analyses for two key variables: (i) price of Phesgo and (ii) price of Pertuzumab.
424 Regarding the first test, Fig 6 provides three different scenarios that allow us to tell how
425 total savings for a single patient are affected by the price of the SC treatment. Those
426 scenarios are: (i) baseline, (ii) 5% increase in the price of Phesgo, and (iii) 5% decrease
427 in the price of Ph esgo without adjusting the price of pertuzumab and trastuzumab. Table
428 7 rescales the resulting savings for the payer (EsSalud) under each provided scenario.

429 A 5% increase in the price of Phesgo would reduce total savings in 34%, going from US\$
430 5,727 to US\$ 3,759 per patient. This result features a de-savings of US\$ 1,636 per
431 patient in drug costs, which runs up to US\$ 111,246 when rescaling it to the full universe
432 of attended patients. However, what is more important is that, despite bearing this loss,
433 total savings are positive. That is because we are not only considering direct savings for
434 the payer –which are, in this case, negative and detailed in Table 7–, but savings in
435 healthcare professionals and patients time, whose monetary equivalentents are featured in
436 Fig 6.

437 Besides, we find an expansion of savings when considering a 5% decrease in the price
438 of Phesgo. Annual savings in drug costs go up to US\$ 2,300 per patient, which is
439 equivalent to a total saving of US\$ 156,421 when rescaling it to the full social security
440 system. This would have two strong benefits: (i) from a social perspective, savings
441 experiment an increase of 34%, and (ii) from a payer’s perspective, savings experiment
442 an increase of 148%.

443 **Fig 6. Price of Phesgo sensitivity analysis for the annual savings of a single patient**
 444 **(US\$)**. Note: For the construction of each scenario, every other variable is kept constant.
 445 The savings here portrait consider both the experimented by patients and the payer in a
 446 timeframe of a full year.

447 **Table 7. Price of Phesgo sensitivity analysis for the annual savings of EsSalud**
 448 **(US\$)**

	Baseline	+5%	-5%
Non-drug consumables	67,947	67,947	67,947
Drugs	22,588	(111,246)	156,421
Monetary savings for the payer	90,534	(43,299)	224,368

449 **Note:** The savings here portrait consider a universe of 68 patients in the social security healthcare system
 450 (EsSalud). This number of patients follows Section 6, so it represents the estimated number of HER2-
 451 positive metastatic breast cancer treated with pertuzumab and trastuzumab.

452 As to the sensitivity analysis with respect to the price of pertuzumab, Fig 7 shows three
 453 different tests that were conducted. Each of these tests consisted in the progressive
 454 addition of savings boxes with the aim of finding the reduction in the price of pertuzumab
 455 that offsets the savings derived from the application of Phesgo. In particular, the first test
 456 considers up to box 1, which includes only the monetary savings for the payer. That is,
 457 the savings in drugs and non-drug consumables, which are equal to US\$ 90,534. We
 458 find that a 3.6% decrease in the price of pertuzumab is sufficient to equal these savings.

459 The second test considers up to box 2, which adds patients' savings in indirect costs. It
 460 is worth it to recall that these savings only considered measurable benefits that were
 461 monetizable, which are savings in productivity. These savings were calculated in US\$
 462 209,556. In that sense, the second test consisted in finding a price of pertuzumab that
 463 let us offset the US\$ 300,090 savings that are generated by boxes 1 and 2. We find that,
 464 for that to happen, there must be a 11.9% decrease in the price of pertuzumab.

465 Finally, we add a referential test –test 3– to stress the fact that there is a third box of
 466 savings that no reduction in the price of pertuzumab could offset. This group of savings
 467 contemplates non-monetary benefits both for patients and the payer. Regarding the

468 patients, there are important benefits such as: gain in comfort, gain in time for no
469 productive activities, gain in overall utility. On the other hand, for the payer, there are
470 other such benefits like: attention capacity increase, relief of overburden for nurses,
471 among others.

472 **Fig 7. Pertuzumab price sensitivity analysis.** Note: The baseline price for pertuzumab
473 is US\$ 1,941. There is no estimation for test 3, as it contemplates a box of non-monetary
474 savings.

475 **Conclusions and discussion**

476 As it was shown, switching from an IV to a SC treatment scheme produces significant
477 monetary and non-monetary savings for the healthcare system and the patient. Despite
478 this result, we estimate that the generated monetary savings allow EsSalud to afford the
479 full annual costs of only 2 additional treatments without increasing its budget. This would
480 cover 7% of the gap of 29 patients who do not have access to full treatment without
481 increasing the budget. Moreover, by means of a univariate sensitivity analysis, it is
482 obtained that the price of Phesgo would have to increase by 15.83% so that the costs of
483 the two treatments are equalized and zero savings are perceived.

484 Furthermore, increasing the number of treated patients is only possible through the
485 adoption of Phesgo instead of the current IV treatment. This is mainly because the use
486 of Phesgo decreases the amount of infrastructure and personnel required to treat each
487 patient. Otherwise, EsSalud would be required to invest in expanding the existing
488 infrastructure to be able of closing the treatment gap, due to the constraints of healthcare
489 resources. Therefore, even if biosimilars were to match the monetary savings of Phesgo
490 (drug and consumables costs) and monetary savings were achieved, there would be no
491 capacity to expand the current care.

492 Additional extensions to this study may cover a deeper qualitative approach, such as the
493 collection of patients' perceptions on which treatment increase their welfare. In the same
494 way, we recommend future contributions to carry out the stopwatch measurement of the
495 mixing and treatment room procedures, and the inclusion of further welfare components
496 in the indirect costs, which we delimit to the loss of productivity. Finally, it would be
497 relevant to test if the above conclusions are extensible to other Peruvian healthcare
498 providers, such as the ones administered by the Ministry of health (Minsa).

499 **Acknowledgments**

500 We thank Rodrigo Castro for his help format this research paper for publication. His
501 contribution ensured the professional presentation of this work.

502 **Author Contributions**

503 **Conceptualization:** Miguel Figallo, María F. Delgado, Mauricio Gonzalez.

504 **Methodology:** Miguel Figallo, María F. Delgado

505 **Validation:** Miguel Figallo, María F. Delgado, Mauricio Gonzalez

506 **Formal analysis:** María F. Delgado, Mauricio Gonzalez, Adrián Arenas

507 **Data Curation:** Miguel Figallo, María F. Delgado, Mauricio Gonzalez, Adrián Arenas.

508 **Writing - Original Draft:** Miguel Figallo, María F. Delgado, Mauricio Gonzalez.

509 **Writing - Review & Editing:** Miguel Figallo, Mauricio Gonzalez, Adrián Arenas.

510 **Visualization:** Miguel Figallo, Mauricio Gonzalez.

511 **Supervision:** Miguel Figallo.

512 **Project administration:** Miguel Figallo.

513 **Funding acquisition:** Miguel Figallo.

514

515 **References**

- 516 1. EsSalud. EsSalud detectó más de 10 mil nuevos casos de cáncer de mamá,
517 cuello uterino, próstata, estómago, pulmón y piel durante el 2022. [Online].; 2023.
518 Available from: <http://noticias.essalud.gob.pe/?inno-noticia=essalud-detecto-mas-de-10-mil-nuevos-casos-de-cancer-de-mama-cuello-uterino-prostata-estomago-pulmon-y-piel-durante-el-2022#:~:text=As%C3%AD%2C%20por%20ejemplo%2C%20los%20casos,anterior%20que%20fue%20de%202%2C5>.
521
- 522 2. American Cancer Society. Estado de HER2 del cáncer de seno. [Online].; 2022.
523 Available from: <https://www.cancer.org/es/cancer/tipos/cancer-de-seno/comprencion-de-un-diagnostico-de-cancer-de-seno/estado-de-her2-del-cancer-de-seno.html>.
524
- 525 3. EsSalud. Eficacia y seguridad del uso de pertuzumab en combinación con
526 trastuzumab y docetaxel para el tratamiento de pacientes con cáncer de mama
527 metastásico her 2 positivo sin terapia sistémica previa. Lima: 2017.
- 528 4. Swain S, Miles D, Kim SB, Im YH, Im SA, Semiglazov V, et al. Pertuzumab,
529 trastuzumab, and docetaxel for HER2-positive metastatic breast cancer
530 (CLEOPATRA): end-of-study results from a double-blind, randomized, placebo-
531 controlled, phase 3 study. *The Lancet Oncology*. 2020.
- 532 5. Tan A, Im SA, Mattar A, Colomer R, Stroyakovskii D, Nowecki Z. Fixed dose
533 combination of pertuzumab and trastuzumab for subcutaneous injection plus
534 chemotherapy in HER2-positive early breast cancer (FeDeriCa): a randomized,
535 open-label, multicentre, non-inferiority phase 3 study. *The Lancet*. 2021: 85-97.
- 536 6. O'Shaughnessy J, Sousa S, Cruz J, Fallowfield L, Auvinen P, Pulido C, et al.
537 Preference for the fixed-dose combination of pertuzumab and trastuzumab for
538 subcutaneous injection in patients with HER2-positive early breast cancer

- 539 (PHranceSCa): A randomised, open-label phase II study. Eur J Cancer. 2021:
540 223-232.
- 541 7. Jackisch C, Manevy F, Frank S, Roberts N, Shafrin J. White Paper on the Value
542 of Time Savings for Patients and Healthcare Providers of Breast Cancer Therapy:
543 The Fixed-Dose Combination of Pertuzumab and Trastuzumab for
544 Subcutaneous Injection as an Example. Advances in Therapy. 2022.
- 545 8. Lopez-Vivanco, Salvador, Diéz, López, De Salas-Cansado, Navarro, et al. Cost
546 minimization analysis of treatment with intravenous or subcutaneous
547 trastuzumab in patients with HER2-positive breast cancer in Spain. 2017.
- 548 9. Soriano Garcia JL, Concepción IR, Mora Díaz I, Fernández Hernández I, Batista
549 Albuerne N, Vilaragut García M, et al. Minimización de costos de aplicación
550 subcutánea o intravenosa de trastuzumab y pertuzumab en pacientes con
551 cáncer mamario. 2021.
- 552 10. EsSalud. Resumen de Presupuesto Analítico de Personal. [Online].; 2019.
553 Available from:
554 http://www.essalud.gob.pe/transparencia/pdf/informacion/resumen_de_presupuesto_analitico_2019.pdf.
555
- 556 11. Instituto Nacional de Salud. Pertuzumab, trastuzumab y quimioterapia como
557 primera línea de tratamiento para el cáncer de mama HER2+ metastásico o
558 localmente avanzado irsecable en adultos con estado funcional ECOG 0-2.
559 Lima: 2023.
- 560 12. Seminario B. Estimación del costo social por fallecimiento prematuro. Lima:
561 Ministerio de Economía; 2017.
- 562 13. Instituto Nacional de Enfermedades Neoplásicas. Documento Técnico Manejo
563 Multidisciplinario Neoadyuvante/Adyuvante del Cáncer de Mama HER2 (+) y
564 Triple Negativo. Lima: 2019.

- 565 14. Instituto Nacional de Estadística e Informática. Enaho. [Online].; 2022. Available
566 from: [https://www.datosabiertos.gob.pe/dataset/encuesta-nacional-de-hogares-enaho-2022-](https://www.datosabiertos.gob.pe/dataset/encuesta-nacional-de-hogares-enaho-2022-instituto-nacional-de-estadistica-e-informatica-%E2%80%93)
567 [instituto-nacional-de-estadistica-e-informatica-%E2%80%93](https://www.datosabiertos.gob.pe/dataset/encuesta-nacional-de-hogares-enaho-2022-instituto-nacional-de-estadistica-e-informatica-%E2%80%93)

Intravenous treatment	Subcutaneous treatment during chemotherapy cycles (first 6 cycles)	Subcutaneous treatment without chemotherapy cycles (last 12 cycles)
Evaluation and installation	Evaluation and installation	Evaluation and installation
Intravenous cannulation	Intravenous cannulation	
Hydration and premedication	Hydration and premedication	
Mixing room preparation	Mixing room preparation	
Pertuzumab administration		
Post pertuzumab monitoring	Phesgo SC administration	Phesgo SC administration
Trastuzumab administration	Post Phesgo SC monitoring	Post Phesgo SC monitoring
Post trastuzumab monitoring		
Docetaxel administration	Docetaxel administration	
Vein cleaning and disconnection of the track	Vein cleaning and disconnection of the track	<p><i>The application of Phesgo presents savings in terms of time and input usage.</i></p>

Figure 1

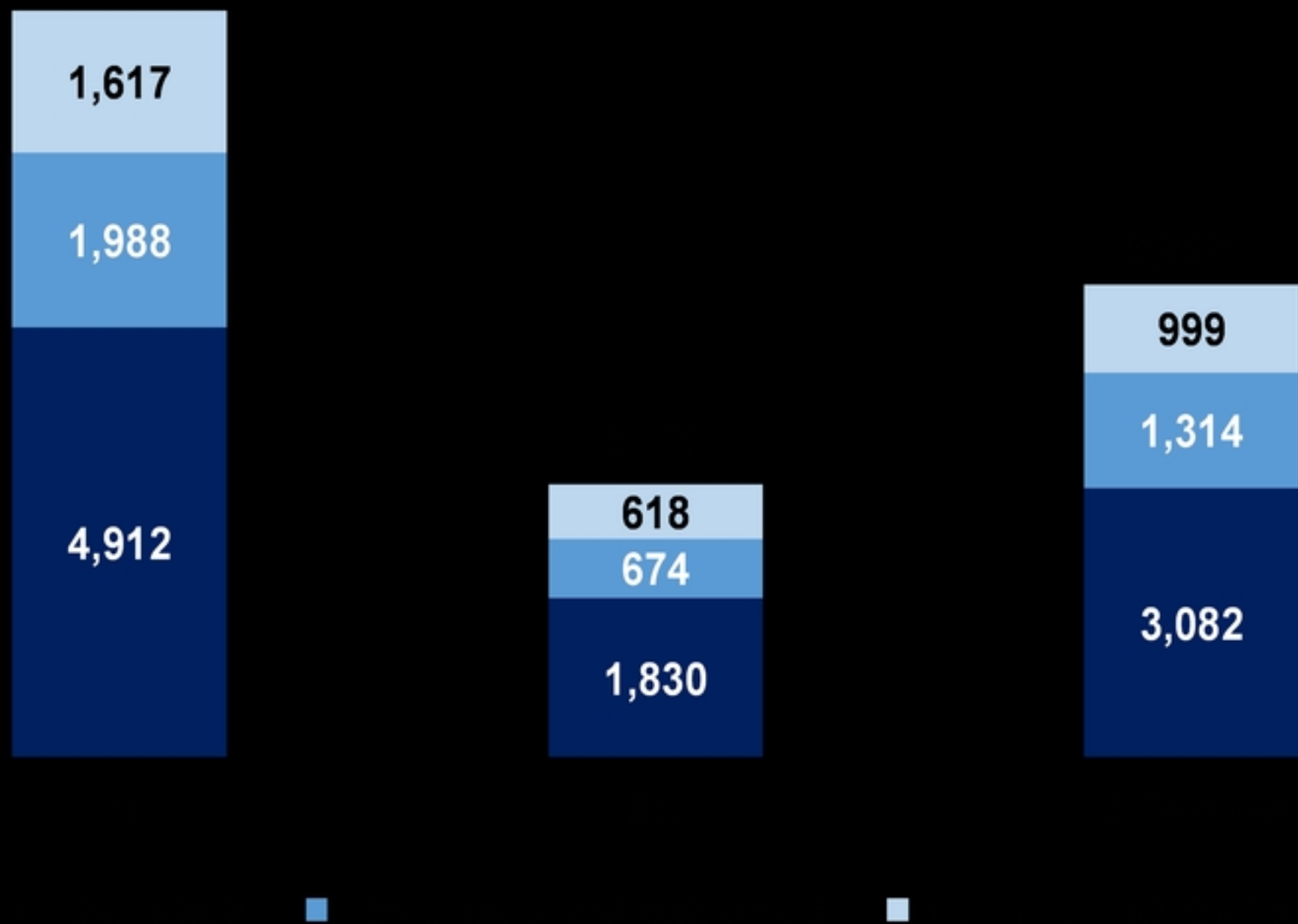


Figure 2



-
-
-

Figure 3

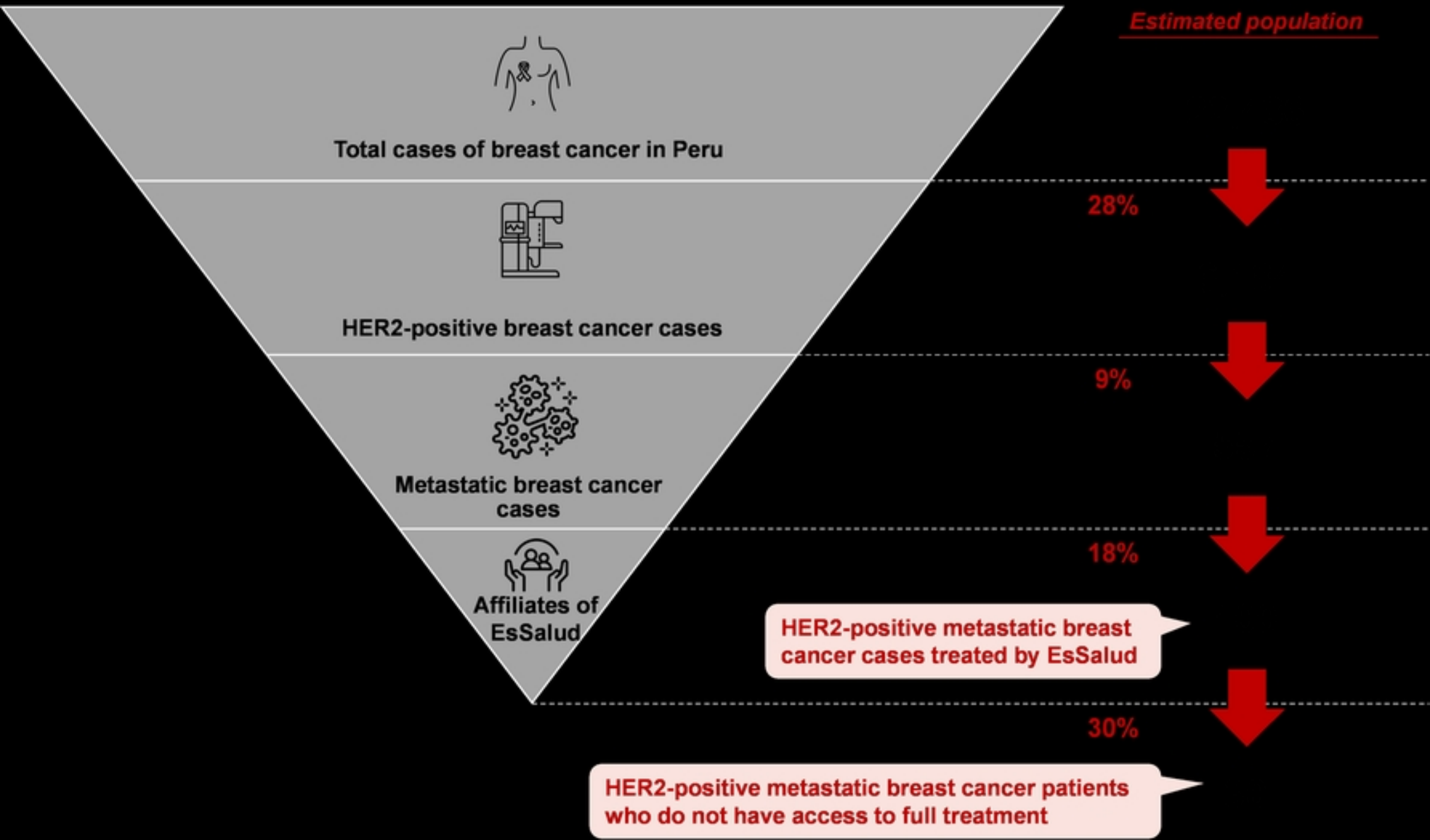


Figure 4



Figure 5

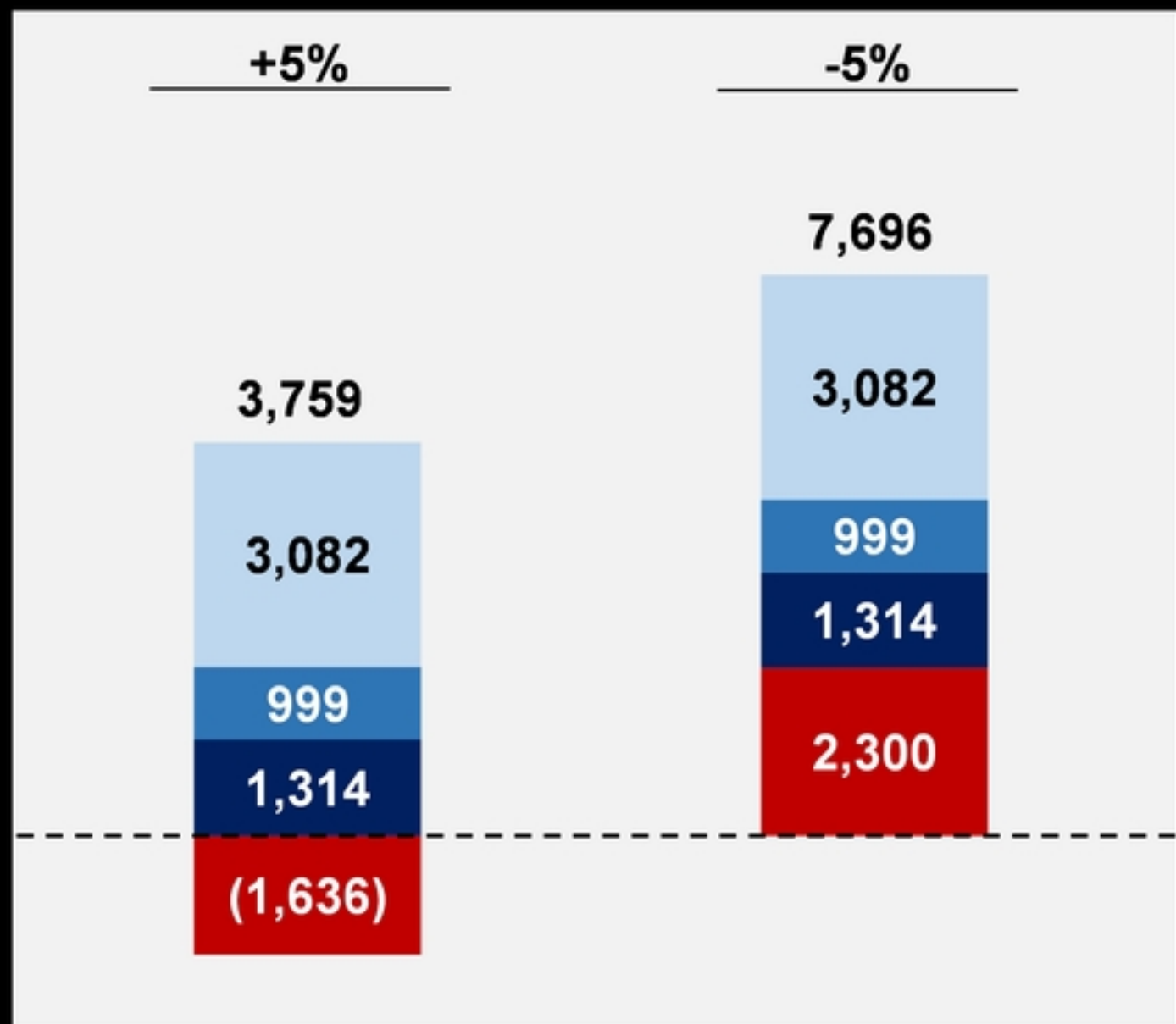


Figure 6




Figure 7