

# 1 Understanding the key determinants of an HPV 2 therapeutic vaccine: a modeling analysis

3  
4 Jamie A. Cohen<sup>1\*</sup>, Robyn M. Stuart<sup>2^</sup>, Serin Lee<sup>1^,3</sup>, Daniel J. Klein<sup>1</sup>, Cliff C. Kerr<sup>1</sup>, Darcy W.  
5 Rao<sup>2</sup>, Haina Shin<sup>4</sup>, Sharon L. Achilles<sup>4</sup>

6  
7 <sup>1</sup> Institute for Disease Modeling, Global Health Division, Bill & Melinda Gates Foundation, Seattle, Washington,  
8 USA

9 <sup>2</sup> Data & Insights, Gender Equality Division, Bill & Melinda Gates Foundation, Seattle, Washington, USA

10 <sup>3</sup> Department of Industrial & Systems Engineering, University of Washington, Seattle, Washington, USA

11 <sup>4</sup> Reproductive Health Technologies, Global Health Division, Bill & Melinda Gates Foundation, Seattle,  
12 Washington, USA

13  
14 <sup>^</sup> Contractor on assignment

15 \* Corresponding author: [jamie.cohen@gatesfoundation.org](mailto:jamie.cohen@gatesfoundation.org)

## 17 Abstract

18 Despite incredibly effective tools to prevent HPV infection and treat precancerous lesions,  
19 the scale-up of existing interventions in most low and middle-income countries has been  
20 slow, leaving a residual burden of invasive cervical cancer that will persist for decades. An  
21 HPV therapeutic vaccine may overcome some of the scalability and infrastructure challenges  
22 of traditional screening and treatment programs, though its potential public health value  
23 depends upon its characteristics, delivery strategy, and the underlying immunity of the  
24 population on which it would act. This analysis uses HPVsim, an open-access agent-based  
25 simulation framework, to evaluate the impact of a range of potential HPV therapeutic  
26 vaccines with varying scale-up of existing preventive interventions in nine high-burden low-  
27 and middle-income countries (LMICs). For each setting, the model is populated with  
28 context-specific demographic and behavioral data, and calibrated to fit estimates of HPV  
29 and cervical disease by age. We find that an HPV therapeutic vaccine that clears 90% of  
30 virus and regresses 50% of high-grade lesions, reaching 70 percent of 35-45 year old  
31 women starting in 2030, could avert 1.2-2.2 million incident cases of cervical cancer,  
32 500,000-1.2 million cervical cancer deaths and 20-40 million disability adjusted life years  
33 (DALYs) in the modeled high-burden LMICs over 30 years. The size of the impact is  
34 sensitive to rates of background intervention scale-up and the characteristics of the vaccine,  
35 including ability to establish long-lasting immune memory.

36

## 37 1. Introduction

38 Cervical cancer elimination, defined as reaching and maintaining an incidence rate of below  
39 4 per 100,000 women, is an important global public health goal, with the potential to avert  
40 over 300,000 deaths globally per year. Modeling has estimated that cervical cancer  
41 elimination can be achieved through rapid adoption and scale-up of prophylactic  
42 vaccination to 90% of young girls, screening 70% of women between ages 30 and 50 years  
43 for pre-cancer, and treatment of 90% of detected pre-cancers and cancers. However, most  
44 low and lower-middle income countries (LMICs) remain far from reaching these 90-70-90  
45 WHO elimination targets (1–3). As of 2019, only 40% of LMICs had introduced HPV  
46 vaccination into their national programs and only 15% of girls in the target age for HPV  
47 vaccination had received two doses (4). Only 10% of eligible women have ever received  
48 screening in LMICs, compared to 84% of women in high-income countries (5).

49  
50 HPV prophylactic vaccines have the potential to significantly reduce the burden of cervical  
51 cancer by preventing the acquisition of high-risk HPV. The main targeted population for  
52 HPV prophylactic vaccines is girls aged 9-14 years. Despite the significant promise of this  
53 intervention, scale-up has been challenged by vaccine hesitancy, insufficient supply, and a  
54 scarcity of delivery platforms for this specific age group, which is not otherwise traditionally  
55 reached by vaccination programs. Additionally, even with optimistic scale-up of  
56 prophylactic vaccination, reductions in cervical cancer burden will not accrue until several  
57 decades into the future, and will not be realized by women who missed prophylactic  
58 vaccination prior to HPV infection and remain at risk of persistent oncogenic infection that  
59 can progress to cervical cancer.

60  
61 For unvaccinated women, screening is the most effective tool for early identification of pre-  
62 cancerous lesions with subsequent treatment that prevents progression (6, 7). HPV DNA  
63 testing has transformed the ability to detect high-risk infection with a high degree of  
64 sensitivity, and thermal ablation has enabled low-cost treatment of precancerous lesions (8–  
65 12). Screening and treatment programs remain expensive and challenging to scale-up in  
66 many LMIC geographies (13–15). The high cost of HPV DNA tests often leads to reliance on  
67 visual inspection with acetic acid (VIA), which is known to have both low sensitivity and  
68 variable performance, resulting in imprecise treatment decisions. Further, since screening  
69 and treatment are not typically done in a single visit, there is significant loss to follow-up  
70 (16–18).

71  
72 Several therapeutic vaccines have been tested, with varying success. Vaccines targeting  
73 early stage invasive cervical cancer and high-grade lesions have been tested in clinical trials,  
74 several products that work to clear infection have reached phase 1/2a trials, and one  
75 candidate targeting productive infection is in early stages of discovery (19–21). These HPV

76 therapeutic vaccines have the potential to meet the needs of women who have been  
77 missed by prophylactic vaccination and may circumvent some of the scalability and  
78 infrastructure challenges of traditional screening and treatment programs. However, the  
79 impact of a therapeutic vaccine depends upon how quickly it can be developed and  
80 delivered, the characteristics of the product and its mechanism of action, and the degree  
81 and timing of scale-up of prophylactic vaccination and screening and treatment.

82  
83 Resources devoted to discovery and development of such a product have a high  
84 opportunity cost, as they could alternatively support the scale-up of existing interventions.  
85 Therefore, understanding the full public health value of an HPV therapeutic vaccine under a  
86 range of plausible future scenarios and against scientific uncertainty is critical. To date,  
87 there has been one published study (22) that uses dynamic modeling to evaluate the  
88 potential impact of an HPV therapeutic vaccine in Uganda. The present study builds from  
89 that analysis by exploring the impact of potential HPV therapeutic vaccine candidates with  
90 varying efficacy for virologic clearance and regression of high-grade pre-cancer, as well as  
91 its ability to induce long-term memory. We quantify the incremental impact of potential  
92 HPV TxV candidates in nine high-burden low and middle-income countries with a large  
93 burden of disease and low coverage of screening and treatment.

94

## 95 2. Methods

### 96 2.1 Methods overview

97 Using HPVsim, an open-access agent-based simulation framework for estimating the  
98 burden of cervical cancer, we calibrated nine models to epidemiologic data in India,  
99 Indonesia, Bangladesh, Myanmar, Ethiopia, Nigeria, Democratic Republic of Congo,  
100 Uganda, and Tanzania. These countries were chosen based upon their cumulative disease  
101 burden and current membership in GAVI. The HPVsim platform is described in Stuart et al.  
102 (23) and in the supplemental appendix. Briefly, HPVsim simulates individual agents who age  
103 over time, participate in structured sexual networks, and can acquire genotype-specific HPV  
104 infection. HPV can clear and lead to seroconversion and associated B- and T-cell immunity  
105 which protects against subsequent type-specific HPV acquisition and progression, or  
106 persist. Persistent high-risk infections have an accumulating risk of progression to invasive  
107 cervical cancer over time in the absence of an intervention.

108

109 In the remainder of this section, we provide details on how the models were calibrated  
110 (Section 2.1) and the scenarios and sensitivity analyses that we ran (Section 2.2). All analysis  
111 code is publicly available [online](#), as is the [HPVsim](#) model itself.

112

## 113 2.1. Model calibration and validation

114 We calibrated nine models by adjusting a subset of the model's input parameters in order  
115 to achieve a good match to estimates on cervical cancer cases by age and, where data was  
116 available, the distribution of HPV types among women with precancerous lesions and  
117 invasive cervical cancer. In all countries, we prophylactic vaccination and screening and  
118 treatment are low or absent; we make a simplifying assumption of no prophylactic  
119 vaccination or screening and treatment programs prior to 2020. Details and results of the  
120 calibration procedure can be found in section 1.3 of the supplemental appendix.  
121

## 122 2.2. Scenario analyses

123 The impact of a therapeutic vaccine is highly dependent on the relative scaleup of  
124 screening for pre-cancer and treatment of pre-cancer and invasive cervical cancer. We  
125 assume that scale-up of TxV is unlikely in the absence of PxV, such that all modeled  
126 scenarios include 90% coverage of PxV. Scale-up of routine screening and treatment (S&T),  
127 however, has been more challenging and may continue to be delayed or absent, and we  
128 evaluate a range of scenarios of S&T scale-up (Table 1). For each scenario, we first estimate  
129 residual burden until 2060 in the absence of therapeutic vaccination to formulate a baseline  
130 counterfactual against which to evaluate a therapeutic vaccine. We then run the scenarios  
131 with TxV and compute the number of cervical cancer cases, deaths, and DALYs averted  
132 from 2030 to 2060.  
133

	Prophylactic vaccination	Screening & treatment (S&T)
<b>Scenario 1</b>	90% coverage	0% screen and treatment coverage
<b>Scenario 2</b>	90% coverage	35% screen coverage, 70% treatment coverage
<b>Scenario 3</b>	90% coverage	70% coverage, 90% treatment coverage

134 **Table 1.** Prophylactic vaccine and S&T scenarios considered. Lifetime coverage of S&T has  
135 been estimated at less than 5% in all settings, though there might be significant regional  
136 variation.  
137

138 We assume the nonavalent HPV prophylactic vaccination is introduced in each country in  
139 2025 and administered to 9-14 year old girls, reaching 90 percent coverage level  
140 immediately. Vaccination is assumed to generate high and long-lasting type-specific  
141 immunity against infection. The level of protection is drawn per person at the time of  
142 vaccination and applied per sex act, meaning the vaccine is modeled as a "leaky vaccine"  
143 (24). Screening is similarly introduced in 2025 and consists of an HPV DNA test for women

144 twice in their lifetime between ages 30 and 50, reaching the target coverage level  
 145 immediately. Women who receive a positive result are eligible for ablative or excisional  
 146 treatment, with 81 and 93 percent efficacy in regressing pre-cancerous lesions respectively.  
 147

148 On top of these alternative prophylactic vaccination and S&T scenario, we evaluate a range  
 149 of scenarios varying the characteristics and delivery of an HPV therapeutic vaccine (see  
 150 Table 2). We consider targeting 30, 35, or 40-year-old women for routine delivery starting in  
 151 2030, and conduct a one-time campaign in 2030 reaching women between the target age  
 152 and the next 10 birth cohorts. For all scenarios, we assume the product would require two  
 153 doses administered 3 months apart, and that 70% of eligible women are reached with the  
 154 first dose and that 20% of women who receive their first dose will not return for their second  
 155 dose. We assume the first dose will provide half the efficacy of the completed regimen.  
 156

	Base case	Sensitivity
<b>TxV effectiveness</b>	90/0, 70/30, 50/50, 90/50	N/A
<b>Target age of routine administration</b>	30, 35, 40	N/A
<b>Age of catch-up campaign (in 1<sup>st</sup> year of introduction)</b>	Target age – target age + 10	N/A
<b>TxV immune memory</b>	Maximum of efficacy against virus and lesion Waning: lifelong	No durable memory
<b>Coverage</b>	70% first-dose coverage, 20% LTFU between doses	N/A
<b>Doses</b>	2-doses, 3 months apart	N/A
<b>Introduction year</b>	2030	2035
<b>Cross-protection</b>	None	50% cross protection against all other high-risk genotypes

157 **Table 2.** Therapeutic vaccine assumptions in base case and values considered in sensitivity  
 158 analyses. Effectiveness values (e.g., 90/0) represent full effectiveness of a completed 2-  
 159 dose regimen in clearing HPV infection as the first value (i.e., 90%) and regressing pre-  
 160 cancer as the second (i.e., 0%). TxV: HPV therapeutic vaccine.  
 161

162 In the absence of trial data on effectiveness of a therapeutic vaccine product, we conducted  
163 robust exploration around therapeutic vaccine properties, varying effectiveness against  
164 productive infections from 50 to 100% and against high-grade lesions from 0 to 50%. An  
165 upper-bound of 50% effectiveness at regressing high-grade lesions was imposed based  
166 upon modest results of previous therapeutic vaccines that have targeted high-grade lesions  
167 and cervical cancer and the expectation that the microenvironment would be less  
168 conducive for stimulating a response that would effectively regress high-grade lesions (25).

169

170 The relative impact of the therapeutic vaccine depends on how effective it is at both  
171 virological clearance and lesion regression. It is expected that this vaccine will work by  
172 inducing a CD8 T-cell response that will clear active infection and/or lesion (26). The  
173 magnitude, breadth, and duration of that immune response will depend upon the  
174 immunogen design of the vaccine, existing HPV-specific T-cell repertoire, and mode of  
175 delivery.

176

177 In the base case, we assume the therapeutic vaccine will provide no cross protection  
178 against other high risk HPV types. We assume that the therapeutic vaccine acts on prevalent  
179 infection and/or lesion, based upon its attributes, and induces the same level of long-lasting  
180 immunity to reduce the severity of future infections and reactivations as the effectiveness  
181 generated by each dose of the therapeutic vaccine.

182

183 The relative impact of the therapeutic vaccine depends on how effective it is at both  
184 virological clearance and lesion regression. It is expected that this vaccine will work by  
185 inducing a CD8 T-cell response that will clear active infection and/or lesion (26). The  
186 magnitude, breadth, and duration of that immune response will depend upon the  
187 immunogen design of the vaccine, existing HPV-specific T-cell repertoire, and mode of  
188 delivery. Given this uncertainty, we consider the impact of immune memory and  
189 effectiveness of such a product on its potential public health impact, co-varying the level of  
190 immunity against disease from a future infection and the vaccine's effectiveness against  
191 prevalent virus and lesion.

192

193 We run each scenario multiple times using the best fitting parameter set and 5 different  
194 random seeds and present the mean and  $\pm$  two times standard deviation of the results.

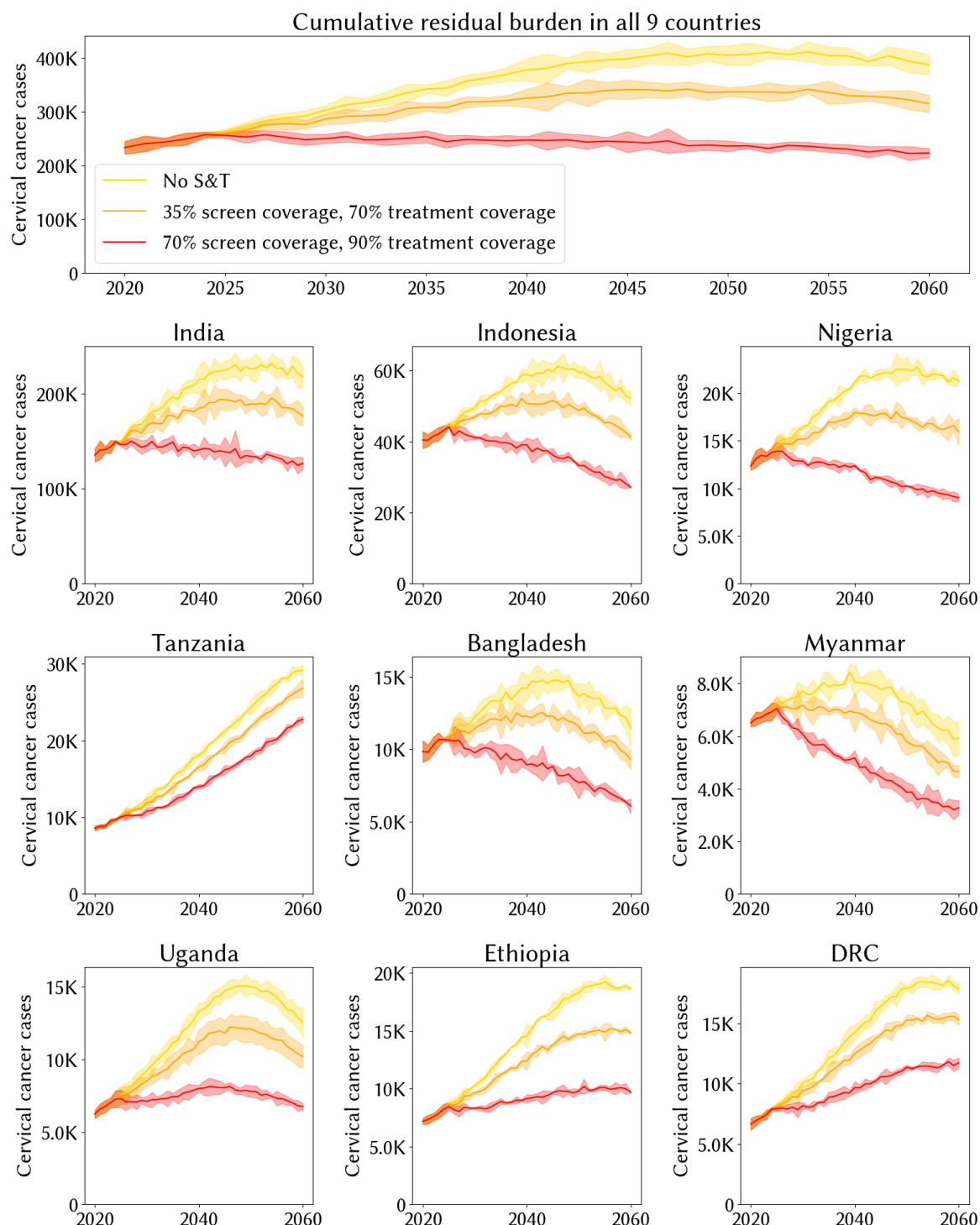
195

## 196 3. Results

### 197 3.1 Residual burden

198 We find a large residual burden of cervical cancer over the next 35 years for all scale-up  
199 scenarios without TxV for all countries modeled, with the majority of burden driven by India.

200 Even in the context of optimistic prophylactic vaccination and S&T scale-up (achieving the  
201 90-70-90 WHO elimination targets) in all 9 countries, the model estimates over 200,000  
202 new cases of cervical cancer each year (see Figure 1).



203  
204 **Figure 1.** Residual annual burden of incident cervical cancers in nine high-burden LMICs  
205 from 2020 until 2060, assuming different rates of S&T coverage scale-up. S&T: screening  
206 and treatment. Top panel plots the cumulative residual burden across all nine countries.  
207

## 208 3.2 Therapeutic vaccine impact

209 We first consider the relationship between age of targeted routine TxV delivery, TxV  
210 characteristics, and background scale-up of PxV and S&T. The impact of TxV on cervical  
211 cancer cases, deaths, and DALYs is greatest for a product that clears virus with 90%  
212 effectiveness and regresses CIN2+ with 50% effectiveness (Figure 2). With background  
213 screening and treatment coverage and ages held fixed, TxV effectiveness against pre-  
214 cancerous lesion yields the biggest impact over the short term, while TxV with effectiveness  
215 in clearing virus has delayed impact.

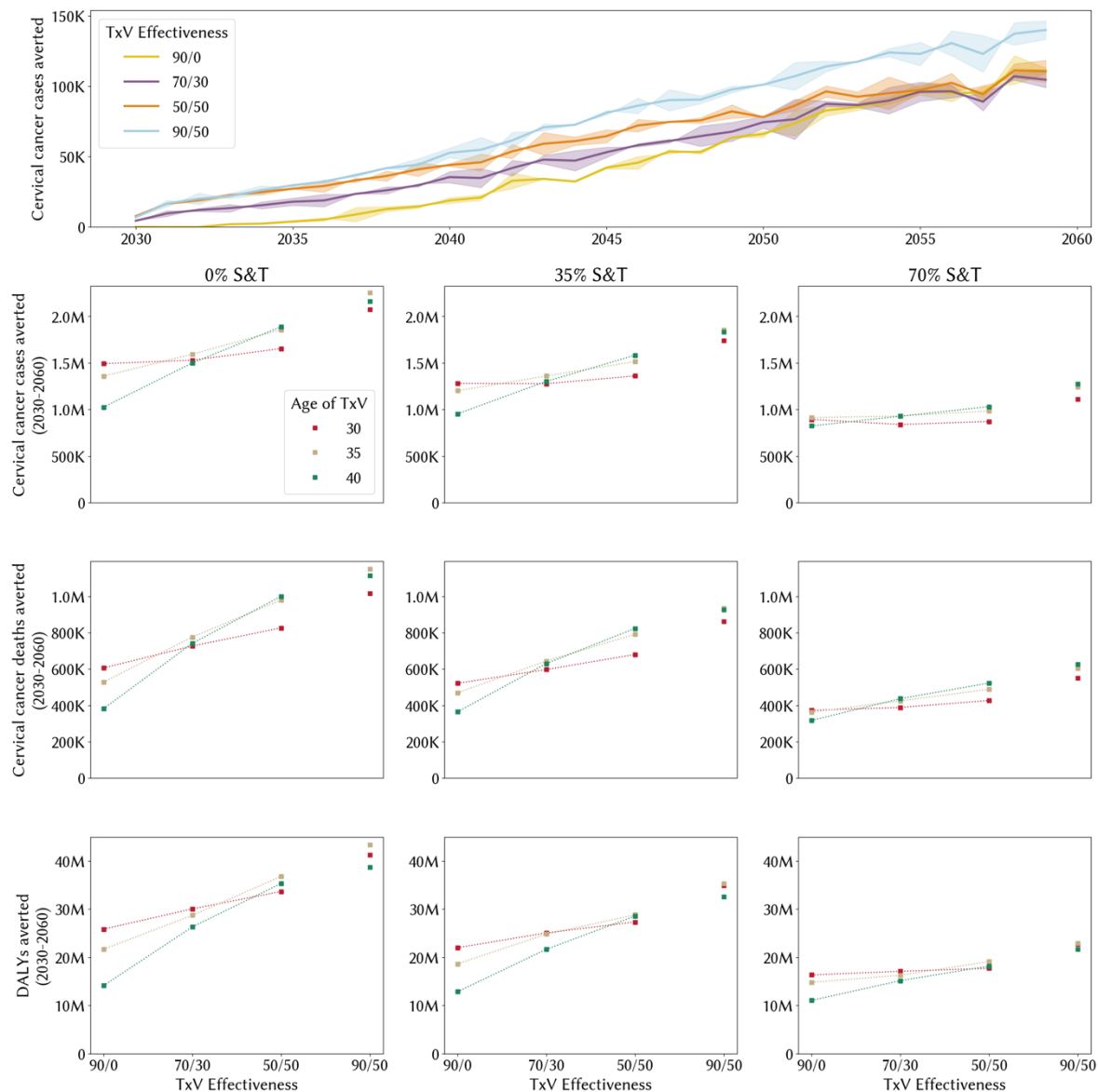
216  
217 For all three metrics, the health impact is greatest for a TxV candidate that clears virus with  
218 90% effectiveness and regresses pre-cancerous lesion with 50% effectiveness and in the  
219 absence of screening and treatment scale-up. The time series plot in Figure 2 shows the  
220 timescales of impact holding fixed the level of background screening and treatment  
221 coverage and age of administration, whereby effectiveness against pre-cancerous lesion  
222 yields the biggest impact over the short term, while effectiveness against virus has a  
223 delayed impact. TxV candidates with 50% effectiveness against precancerous lesions have  
224 the highest early impact, but at 7 years post-introduction the impact of the product that  
225 also has 50% effectiveness for viral clearance (orange line in Figure 2) begins to level off  
226 compared to the candidate with 90% effectiveness for viral clearance (blue line). The impact  
227 of a candidate with 90% viral clearance and no impact on precancerous lesions (yellow line)  
228 converges with candidates with moderate impact on precancerous lesions and lower viral  
229 clearance (orange and purple lines) approximately 25 years post-introduction.

230  
231 When we consider the trade-off between effectiveness against virus and high-grade pre-  
232 cancer alongside age of administration, we find the age target that maximizes cancer cases  
233 and deaths averted switches from 30 to 35 to 40 as lesion regression effectiveness grows  
234 from 0 to 30 to 50%. Irrespective of screening and treatment scale-up, there is more value  
235 to regressing high grade lesions for older women than younger women. This can be  
236 visualized by the slope of the green lines in Figure 2, representing administration to women  
237 age 40, always being steeper than the tan (age 35) and red (age 30) lines. The slope of all  
238 three lines flattens as screening and treatment coverage increases from 0 to 35 to 70%,  
239 indicating that there is a smaller difference in age of administration for different candidates.

240  
241 When using DALYs as a metric of health impact, targeting women age 30 remains the most  
242 effective until the effectiveness against high-grade lesions reaches 50%. For all other TxV  
243 candidates and levels of screening and treatment scale-up, targeting age 35 maximizes  
244 DALYs averted.

245

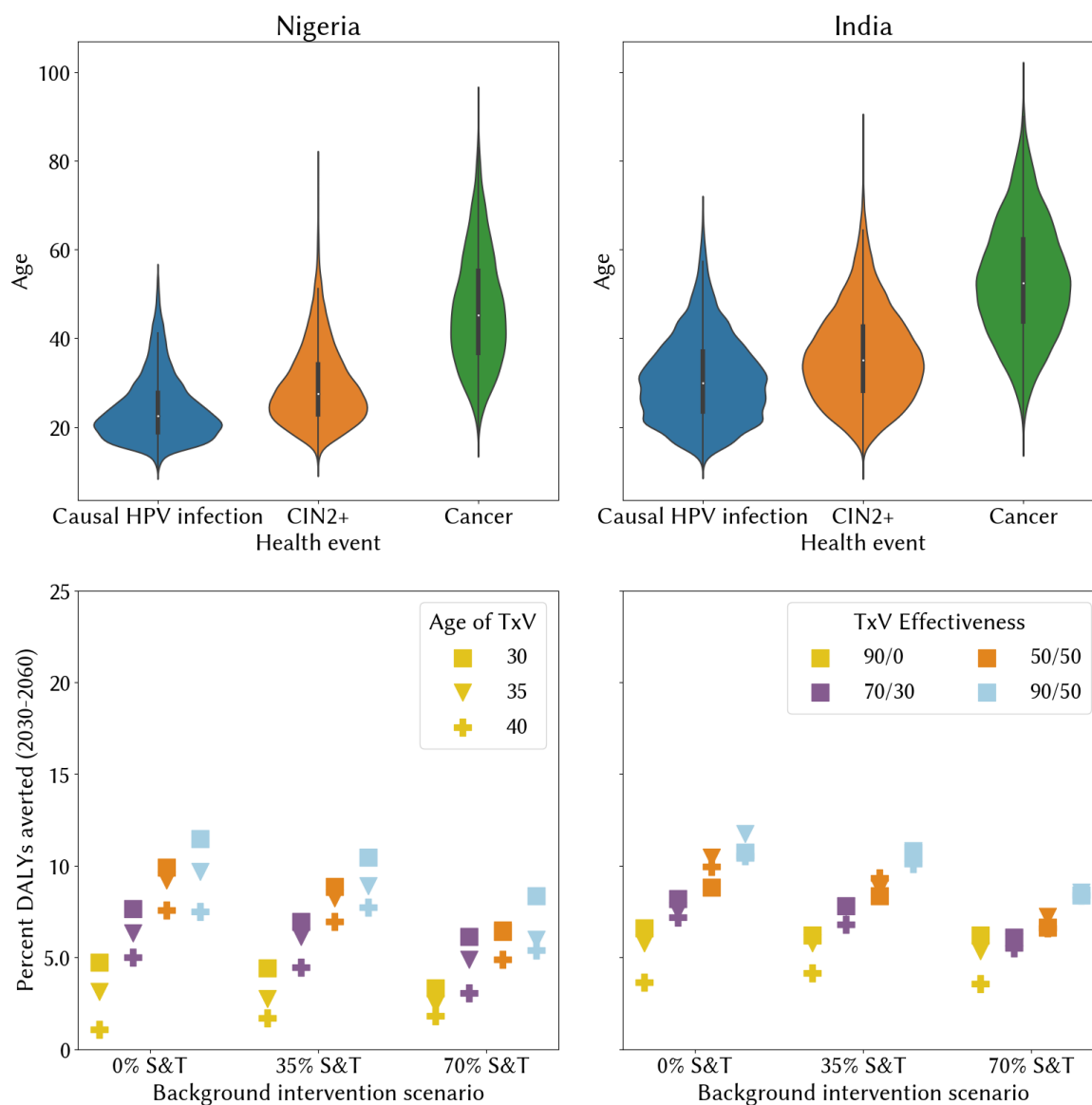




246  
 247 **Figure 2.** Health impact of an HPV therapeutic vaccine summed across nine high-burden  
 248 LMICs based upon effectiveness, background intervention scale-up, and age of  
 249 administration. Effectiveness values (i.e. 90/0) represent full effectiveness of a completed 2-  
 250 dose HPV therapeutic vaccine regimen in clearing HPV infection first (i.e. 90%) and  
 251 regressing high grade pre-cancer second (i.e. 0%). Time series plotted for the background  
 252 intervention scenario of 90% PxV coverage and no S&T scale-up only and for a target TxV  
 253 age of 35.

254  
 255 We then explored the extent to which these findings are consistent across settings,  
 256 hypothesizing that the biggest differences would be seen in settings with different  
 257 epidemiologic age profiles. To do this, we compared the health impact of TxV in Nigeria,  
 258 with a median age of cancer of 45, to India, with a median age of cancer of 55,  
 259 representative of both extreme ends of the spectrum within our nine modeled countries.

260 The age that maximizes DALYs averted is equivalent or younger in Nigeria than in India for  
 261 every candidate profile and background level of screening and treatment coverage. In  
 262 Nigeria, it is always optimal to target 30 year-old women for routine administration of TxV,  
 263 whereas the optimal age in India depends upon the TxV effectiveness against virus and  
 264 lesion as well as background level of screening and treatment coverage. In both settings,  
 265 the overall health impact increases monotonically with more effectiveness against pre-  
 266 cancerous lesion for each age target.  
 267



268 **Figure 3.** First row shows the distribution of age of causal HPV infection, CIN2+, and cancer  
 269 in Nigeria and India. The second row shows DALYs averted due to administration of an HPV  
 270 therapeutic vaccine in Nigeria and India based upon effectiveness, background intervention  
 271 scale-up, and age of administration.  
 272  
 273

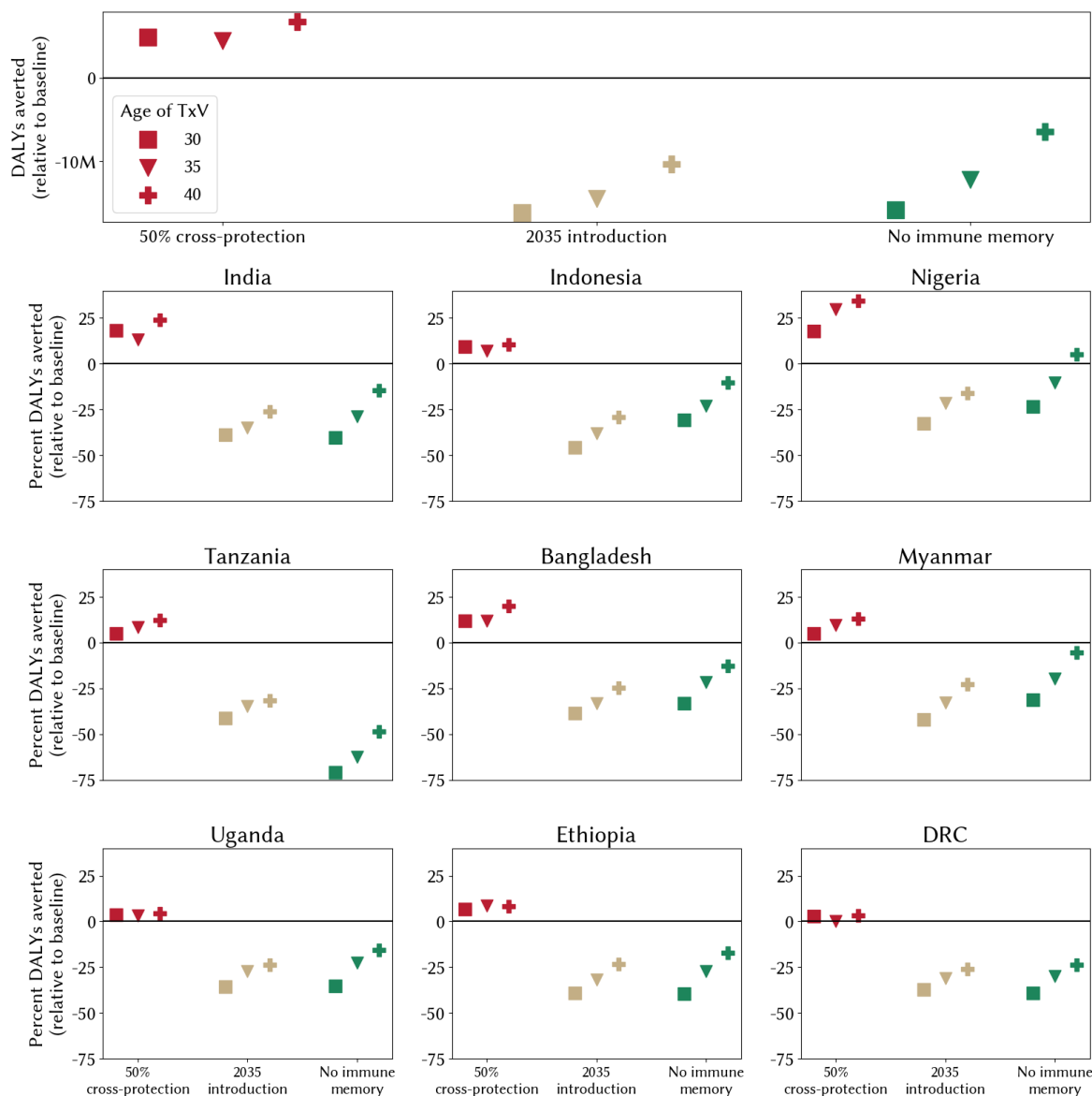
274 To understand the additional important levers that might influence the value of a TxV, we  
275 considered the inclusion of 50% cross-protection against other high-risk genotypes, a 5-  
276 year delay in the introduction of such a TxV candidate, and the absence of durable immune  
277 protection. We considered these three sensitivity analyses for a TxV candidate with the  
278 most optimistic effectiveness profile, with delivery targeting 30, 35, or 40 year old women.  
279 Figure 4 shows the associated impact on DALYs averted compared to baseline for each  
280 sensitivity analyses, both cumulatively and individually per country.

281

282 Adding in 50% cross-protection would avert an additional 5-7 million DALYs over 30 years  
283 compared to the same TxV candidate with no cross protection, with significant variation  
284 across countries. Cross protection would increase DALYs averted by up to 28% in Nigeria,  
285 where nearly 40 percent of cervical cancers are attributable to non-16/18 HPV types,  
286 whereas it would have a negligible impact on DALYs averted in DRC, where less than 5% of  
287 cervical cancers are attributable to non-16/18 HPV types. In contrast, delaying TxV  
288 introduction by 5 years would result in over 10 million fewer DALYs averted, with  
289 significantly less variation by country.

290

291 Most notable is the loss in health impact associated with a TxV candidate without durable  
292 immune memory, with both tremendous variation by age of delivery and by country. For all  
293 countries, there is a larger loss in DALYs averted when TxV is administered to 30 year-olds  
294 than 35 or 40 year-olds, reflecting the fact that women at younger ages might not yet have  
295 acquired the infection/lesion that would progress to invasive cervical cancer in the absence  
296 of treatment. More striking is the difference across countries, with the lack of durable  
297 immune memory having the smallest impact on DALYs averted in Nigeria (0-25% fewer than  
298 with immune memory) and the largest impact in Tanzania (50-75% fewer). These differences  
299 reflect associated differences in the age distribution of infection and cancer, with Nigeria  
300 having a nearly 15-year younger age of causal HPV infection than Tanzania.



301  
302 **Figure 4.** Sensitivity analysis of cross-protection for non-16/18 high-risk genotypes, delaying  
303 TxV introduction by 5 years, and absence of durable immune memory. All findings  
304 presented assume no screening and treatment.  
305

## 306 4. Discussion

307 Using a robust dynamic simulation model fit to 9 high-burden LMICs, we find that HPV TxV  
308 can have a significant impact on burden of disease, and that this impact depends strongly  
309 on scale-up of screening and treatment and TxV candidate characteristics. Importantly, we  
310 find that a TxV that has some effectiveness at regression of high-grade lesions accelerates  
311 and increases burden reduction relative to one that only clears productive infection. This  
312 mirrors the delayed impact of prophylactic vaccines due to the age of administration and  
313 mechanism of impact and reveals the cost of a therapeutic vaccine without significant action  
314 against pre-cancerous lesions – it leaves avertable DALYs on the table. Putting these results

315 in context, we find that, even with the WHO 90-70-90 targets for PxV and S&T and in a  
316 short-term time horizon evaluation, an HPV therapeutic vaccine could avert over 20 million  
317 DALYs in nine high-burden LMICs over 30 years. Given that product development will take  
318 place in parallel with ongoing efforts to scale up existing cervical cancer programming, this  
319 analysis reveals that a therapeutic vaccine would likely have tremendous benefit regardless  
320 of the level of progress made with these parallel efforts.

321  
322 This study finds that an HPV therapeutic vaccine might avert 1-2 million incident cases of  
323 cervical cancer, 400,000 - 1.2 million deaths from cervical cancer, and 20-40 million DALYs  
324 in nine high-burden LMICs over 30 years, depending upon the TxV candidate characteristics  
325 and level of intervention scale-up. The findings in this analysis are aligned with the results of  
326 the Spencer et al. analysis (22), which found 139,000 fewer incident cervical cancers  
327 associated with an HPV therapeutic vaccine delivered to women in Uganda (compared to  
328 approximately 120,000 incident cases averted in Uganda in the current analysis, see Figure  
329 A16 for details).

330  
331 In addition to uncertainty in the scale-up of existing interventions and characteristics of a  
332 potential TxV candidate, there also exists real uncertainty and variation in many of the  
333 mechanisms and processes being modeled, including in behavior and natural history. This  
334 variation might reveal contexts in which an HPV therapeutic vaccine would have more  
335 impact relative to other contexts or might target different age groups to maximize value,  
336 due to factors such as different patterns of sexual behavior. Our analysis attempted to draw  
337 out some of this variation by comparing across nine high-burden LMICs with significant  
338 differences in epidemiologic profiles. Future work in this area should consider development  
339 of sub-national models to capture real variation in epidemiology seen across and within  
340 settings (27) and should be applied to other settings with varied epidemiologic and  
341 demographic patterns to test generalizability.

342

## 343 Acknowledgments

344 We would like to thank Celina Schocken, Holger Kanzler, Ru Cheng, Sami Gottlieb, and  
345 Holly Prudden for their editorial and scientific review of this work.

346

## 347 References

- 348 1. M. T. Hall, K. T. Simms, J.-B. Lew, M. A. Smith, J. M. Brotherton, M. Saville, I. H.  
349 Frazer, K. Canfell, The projected timeframe until cervical cancer elimination in  
350 Australia: a modelling study. *Lancet Public Health* **4**, e19–e27 (2019).
- 351 2. M.-C. Boily, R. V. Barnabas, M. M. Rönn, C. J. Bayer, C. van Schalkwyk, N. Soni, D. W.  
352 Rao, L. Staadegaard, G. Liu, R. Silhol, M. Brisson, L. F. Johnson, P. Bloem, S. Gottlieb,  
353 N. Broutet, S. Dalal, Estimating the effect of HIV on cervical cancer elimination in

- 354 South Africa: Comparative modelling of the impact of vaccination and screening.  
355 *eClinicalMedicine* **54** (2022).
- 356 3. M. Brisson, J. J. Kim, K. Canfell, M. Drolet, G. Gingras, E. A. Burger, D. Martin, K. T.  
357 Simms, É. Bénard, M.-C. Boily, S. Sy, C. Regan, A. Keane, M. Caruana, D. T. N.  
358 Nguyen, M. A. Smith, J.-F. Laprise, M. Jit, M. Alary, F. Bray, E. Fidarova, F. Elsheikh, P.  
359 J. N. Bloem, N. Broutet, R. Hutubessy, Impact of HPV vaccination and cervical  
360 screening on cervical cancer elimination: a comparative modelling analysis in 78 low-  
361 income and lower-middle-income countries. *The Lancet* **395**, 575–590 (2020).
- 362 4. L. Bruni, A. Saura-Lázaro, A. Montoliu, M. Brotons, L. Alemany, M. S. Diallo, O. Z.  
363 Afsar, D. S. LaMontagne, L. Mosina, M. Contreras, M. Velandia-González, R. Pastore,  
364 M. Gacic-Dobo, P. Bloem, HPV vaccination introduction worldwide and WHO and  
365 UNICEF estimates of national HPV immunization coverage 2010-2019. *Prev. Med.* **144**,  
366 106399 (2021).
- 367 5. L. Bruni, B. Serrano, E. Roura, L. Alemany, M. Cowan, R. Herrero, M. Poljak, R. Murillo,  
368 N. Broutet, L. M. Riley, S. de Sanjose, Cervical cancer screening programmes and age-  
369 specific coverage estimates for 202 countries and territories worldwide: a review and  
370 synthetic analysis. *Lancet Glob. Health* **10**, e1115–e1127 (2022).
- 371 6. R. Landy, F. Pesola, A. Castañón, P. Sasieni, Impact of cervical screening on cervical  
372 cancer mortality: estimation using stage-specific results from a nested case-control  
373 study. *Br. J. Cancer* **115**, 1140–1146 (2016).
- 374 7. L. Peirson, D. Fitzpatrick-Lewis, D. Ciliska, R. Warren, Screening for cervical cancer: a  
375 systematic review and meta-analysis. *Syst. Rev.* **2**, 35 (2013).
- 376 8. O. Andrés-Gamboa, L. Chicaíza, M. García-Molina, J. Díaz, M. González, R. Murillo, M.  
377 Ballesteros, R. Sánchez, Cost-effectiveness of conventional cytology and HPV DNA  
378 testing for cervical cancer screening in Colombia. *Salud Pública México* **50**, 276–285  
379 (2008).
- 380 9. N. G. Campos, M. Mvundura, J. Jeronimo, F. Holme, E. Vodicka, J. J. Kim, Cost-  
381 effectiveness of HPV-based cervical cancer screening in the public health system in  
382 Nicaragua. *BMJ Open* **7**, e015048 (2017).
- 383 10. S. J. Goldie, L. Gaffikin, J. D. Goldhaber-Fiebert, A. Gordillo-Tobar, C. Levin, C. Mahé,  
384 T. C. Wright, Cost-Effectiveness of Cervical-Cancer Screening in Five Developing  
385 Countries. *N. Engl. J. Med.* **353**, 2158–2168 (2005).
- 386 11. J.-F. Shi, K. Canfell, J.-B. Lew, F.-H. Zhao, R. Legood, Y. Ning, L. Simonella, L. Ma, Y.-  
387 J. Kang, Y.-Z. Zhang, M. A. Smith, J.-F. Chen, X.-X. Feng, Y.-L. Qiao, Evaluation of  
388 primary HPV-DNA testing in relation to visual inspection methods for cervical cancer  
389 screening in rural China: an epidemiologic and cost-effectiveness modelling study.  
390 *BMC Cancer* **11**, 239 (2011).

- 391 12. P. E. Gravitt, P. Paul, H. A. Katki, H. Vendantam, G. Ramakrishna, M. Sudula, B.  
392 Kalpana, B. M. Ronnett, K. Vijayaraghavan, K. V. Shah, for the C. S. Team,  
393 Effectiveness of VIA, Pap, and HPV DNA Testing in a Cervical Cancer Screening  
394 Program in a Peri-Urban Community in Andhra Pradesh, India. *PLOS ONE* **5**, e13711  
395 (2010).
- 396 13. K. P. Msyamboza, T. Phiri, W. Sichali, W. Kwenda, F. Kachale, Cervical cancer  
397 screening uptake and challenges in Malawi from 2011 to 2015: retrospective cohort  
398 study. *BMC Public Health* **16**, 806 (2016).
- 399 14. A. Garcia, M. Juarez, N. Sacuj, E. Tzurec, K. Larson, A. Miller, P. Rohloff, Loss to  
400 Follow-Up and the Care Cascade for Cervical Cancer Care in Rural Guatemala: A  
401 Cross-Sectional Study. *JCO Glob. Oncol.* **8**, e2100286 (2022).
- 402 15. P. Habinshuti, M. Hagenimana, C. Nguyen, P. H. Park, T. Mpunga, L. N. Shulman, A.  
403 Fehr, G. Rukundo, J. B. Bigirimana, S. Teeple, C. Kigonya, G. F. Ndayisaba, F.  
404 Uwinkindi, T. Randall, A. C. Miller, Factors Associated with Loss to Follow-up among  
405 Cervical Cancer Patients in Rwanda. *Ann. Glob. Health* **86**, 117.
- 406 16. A. K. Bhattacharyya, J. D. Nath, H. Deka, Comparative study between pap smear and  
407 visual inspection with acetic acid (via) in screening of CIN and early cervical cancer. *J. -*  
408 *Life Health* **6**, 53–58 (2015).
- 409 17. L. Gaffikin, J. A. McGrath, M. Arbyn, P. D. Blumenthal, Visual inspection with acetic  
410 acid as a cervical cancer test: accuracy validated using latent class analysis. *BMC Med.*  
411 *Res. Methodol.* **7**, 36 (2007).
- 412 18. M. J. Huchko, J. Sneden, G. Sawaya, K. Smith-McCune, M. Maloba, N. Abdulrahim, E.  
413 A. Bukusi, C. R. Cohen, Accuracy of Visual Inspection with Acetic Acid to detect  
414 Cervical Cancer Precursors Among HIV-infected Women in Kenya. *Int. J. Cancer J. Int.*  
415 *Cancer* **136**, 392–398 (2015).
- 416 19. H. J. Prudden, S. L. Achilles, C. Schocken, N. Broutet, K. Canfell, H. Akaba, P. Basu, N.  
417 Bhatla, Z. M. Chirenje, S. Delany-Moretlwe, L. Denny, D. G. Gamage, R. Herrero, R.  
418 Hutubessy, L. L. Villa, R. Murillo, J. T. Schiller, M. Stanley, M. Temmerman, F. Zhao, G.  
419 Ogilvie, D. C. Kaslow, P. Dull, S. L. Gottlieb, Therapeutic HPV Vaccine PPC Expert  
420 Consultation Group\*, Understanding the public health value and defining preferred  
421 product characteristics for therapeutic human papillomavirus (HPV) vaccines: World  
422 Health Organization consultations, October 2021-March 2022. *Vaccine* **40**, 5843–5855  
423 (2022).
- 424 20. A. Yang, E. Farmer, T. C. Wu, C.-F. Hung, Perspectives for therapeutic HPV vaccine  
425 development. *J. Biomed. Sci.* **23**, 75 (2016).
- 426 21. Janssen Vaccines & Prevention B.V., "A Randomized, Double-blind, Placebo-  
427 controlled, First-in-Human, Phase 1/2a Study to Evaluate Safety, Reactogenicity and  
428 Immunogenicity of Monovalent HPV16 and HPV18 Ad26-vectored Vaccine

- 429 Components and an MVA-vectored HPV16/18 Vaccine Component in Otherwise  
430 Healthy Women With HPV16 or 18 Infection of the Cervix” (Clinical trial registration  
431 NCT03610581, [clinicaltrials.gov](https://clinicaltrials.gov), 2021);  
432 <https://clinicaltrials.gov/ct2/show/NCT03610581>.
- 433 22. J. C. Spencer, N. G. Campos, E. A. Burger, S. Sy, J. J. Kim, Potential effectiveness of a  
434 therapeutic HPV intervention campaign in Uganda. *Int. J. Cancer* **150**, 847–855 (2022).
- 435 23. R. M. Stuart, J. A. Cohen, C. C. Kerr, R. G. Abeysuriya, M. Zimmermann, D. W. Rao, M.  
436 C. Boudreau, D. J. Klein, HPVsim: An agent-based model of HPV transmission and  
437 cervical disease. medRxiv [Preprint] (2023).  
438 <https://doi.org/10.1101/2023.02.01.23285356>.
- 439 24. C. Porras, S. H. Tsang, R. Herrero, D. Guillén, T. M. Darragh, M. H. Stoler, A.  
440 Hildesheim, S. Wagner, J. Boland, D. R. Lowy, J. T. Schiller, M. Schiffman, J. Schussler,  
441 M. H. Gail, W. Quint, R. Ocampo, J. Morales, A. C. Rodríguez, S. Hu, J. N. Sampson,  
442 A. R. Kreimer, EFFICACY OF THE BIVALENT HPV VACCINE AGAINST HPV-16/18-  
443 ASSOCIATED PRECANCER: LONG-TERM FOLLOW-UP RESULTS FROM THE COSTA  
444 RICA HPV VACCINE TRIAL (CVT). *Lancet Oncol.* **21**, 1643–1652 (2020).
- 445 25. A. Ibrahim Khalil, L. Zhang, R. Muwonge, C. Sauvaget, P. Basu, Efficacy and safety of  
446 therapeutic HPV vaccines to treat CIN 2/CIN 3 lesions: a systematic review and meta-  
447 analysis of phase II/III clinical trials. *BMJ Open* **13**, e069616 (2023).
- 448 26. T. Shibata, S. Shah, T. Evans, H. Coleman, B. J. Lieblong, H. J. Spencer, C. M. Quick,  
449 T. Sasagawa, O. W. Stephens, E. Peterson, D. Johann, Y.-C. Lu, M. Nakagawa,  
450 Expansion of Human Papillomavirus-Specific T Cells in Periphery and Cervix in a  
451 Therapeutic Vaccine Recipient Whose Cervical High-Grade Squamous Intraepithelial  
452 Lesion Regressed. *Front. Immunol.* **12**, 645299 (2021).
- 453 27. M. Singh, R. P. Jha, N. Shri, K. Bhattacharyya, P. Patel, D. Dhamnetiya, Secular trends  
454 in incidence and mortality of cervical cancer in India and its states, 1990-2019: data  
455 from the Global Burden of Disease 2019 Study. *BMC Cancer* **22**, 149 (2022).

456  
457