

1 **The Association between Multimorbidity and Out-of-Pocket Expenditures for**
2 **Prescription Medicines among Adults in Denmark: A Population-Based**
3 **Register Study**

4 **Authors: James Larkin,¹ Susan M. Smith,² Line Due Christensen,³ Thomas Schmidt Voss,⁴**
5 **Claus Høstrup Vestergaard,³ Amanda Paust,³ Anders Prior³**

6 ¹ Department of General Practice, RCSI University of Medicine and Health Sciences, Dublin, Ireland

7 ² Discipline of Public Health and Primary Care, School of Medicine, Trinity College Dublin, Dublin 2,
8 Ireland

9 ³ Research Unit for General Practice, Department of Public Health, Aarhus University, Aarhus,
10 Denmark

11 ⁴ Steno Diabetes Center Aarhus, Aarhus University Hospital, Aarhus, Denmark.

12 **Author contributions:** JL was involved in the conception, design, analysis and reporting of the
13 study. CHV and APr conducted the analysis for the study. SMS was involved in the conception,
14 design and reporting of the study. TSV, APa and LDC were involved in the reporting of the study.
15 APr was involved in the conception, design, and reporting of the work. JL, CHV, SMS, TSV, LDC,
16 APa and APr have all read and approved the final manuscript and agree to be accountable for all
17 aspects of the work.

18 **Abstract**

19 **Background**

20 Multimorbidity, defined as two or more chronic conditions in an individual, is increasing in
21 prevalence and is associated with polypharmacy. Polypharmacy can lead to increased out-of-
22 pocket payments for prescription medicines. This, in turn, can be associated with cost-related
23 non-adherence and impoverishment. Healthcare in Denmark is mostly free at the point-of-use;
24 prescription medicines are one of the only exceptions.

25 **Objective**

26 To examine the association between multimorbidity and annual out-of-pocket prescription
27 medicine expenditure for adults in Denmark.

28 **Methods**

1 A population-based register study was conducted. The study population included all adults
2 residing in Denmark in 2020. Frequencies and descriptive statistics were used and regression
3 analyses were conducted to assess the association between multimorbidity and annual out-of-
4 pocket prescription medicine expenditure, while controlling for demographic and socioeconomic
5 covariates.

6 **Results**

7 Overall, 1,212,033 (24.2%) individuals had multimorbidity. Individuals with five or more conditions
8 spent, on average, €320 in out-of-pocket prescription medicines expenditure compared to €187
9 for those with two conditions and €44 for those with no conditions. Amongst those with any out-
10 of-pocket prescription medicine expenditure, having multimorbidity was associated with 2-4 times
11 greater out-of-pocket prescription medicine expenditure than those with zero conditions.

12 Amongst those in the quantile with the highest expenditure, those with five or more conditions
13 spent €408 more than those with no conditions, and those with two conditions spent €185 more
14 than those with no conditions.

15 **Conclusions**

16 For adults in Denmark, multimorbidity was associated with significantly higher out-of-pocket
17 prescription medicine expenditure, even after controlling for demographic and socioeconomic
18 covariates. This is similar to patterns in other countries and likely affects those with lowest
19 income the most, given the known socioeconomic patterning of multimorbidity and raises
20 concerns about cost related non-adherence. Potential protective mechanisms could include
21 subsidies for certain vulnerable patient groups (e.g. those with severe mental illness) and low-
22 income groups.

23

24

1 1. Introduction

2 In most member countries of the OECD, including Denmark, there has been an increase in per capita
3 pharmaceutical expenditure between 2011 and 2021.¹ These trends are predicted to continue into
4 the future.² The reasons behind these increases in expenditure include the ageing of populations,³
5 rising chronic disease prevalence,⁴ an increase in prescription medicines use⁵ and the development
6 of expensive novel medicines.⁶ Another major driver of prescription medicine expenditure is
7 polypharmacy; the concurrent use of five or more medications by an individual. In Denmark, the
8 prevalence of polypharmacy is considered high: 33% among those aged 65 years or over,⁷ rising to
9 over 50% among those aged 85 years or over.⁷ In a study of 17 European countries (including
10 Denmark), polypharmacy prevalence overall is estimated at 32% among those aged 65 years or
11 over.⁷ Polypharmacy is relatively common in people with multimorbidity (diagnosis of two or more
12 chronic diseases in an individual).⁸⁻¹⁰ Multimorbidity prevalence in Denmark in the population aged
13 50 years and over is estimated at 42% using self-report data from 2015.¹¹ To put this in context, a
14 study involving Denmark and 12 other European countries, using the same 2015 self-report data,
15 estimated the overall prevalence of multimorbidity amongst those aged 50 years and over at 48%.¹¹
16 People often have to pay some form of out-of-pocket fee to access prescription medicines.¹² In many
17 countries, out-of-pocket expenditure on prescription medicine is the largest category of out-of-
18 pocket healthcare expenditure for people with multimorbidity.¹³⁻¹⁵ A systematic review of 14 studies
19 from North America, Australia and Asia, found that multimorbidity is associated with five to ten
20 times higher out-of-pocket medication payments than for those with one chronic condition or no
21 chronic conditions.¹² This is primarily driven by the polypharmacy associated with multimorbidity.¹²
22 High out-of-pocket prescription medicine expenditure is problematic for a number of reasons.
23 Firstly, out-of-pocket medication costs, even small costs, can lead to cost-related non-adherence.^{12,16}
24 Secondly, out-of-pocket healthcare costs can lead to impoverishment.¹² And thirdly, these issues are
25 particularly problematic for people with multimorbidity, not only because they experience higher

1 out-of-pocket costs, but also because they are more likely to have lower incomes and experience
2 socioeconomic deprivation, with those in the most disadvantaged communities developing
3 multimorbidity at a younger age and also experiencing more complex mixtures of physical and
4 mental health conditions.¹⁷⁻¹⁹ The lower average income among people with multimorbidity
5 compounds their high out-of-pocket healthcare expenditure by increasing financial burden^{13,14} – the
6 percentage of household income spent on healthcare.

7 **1.1 Health coverage in Denmark**

8 Healthcare in Denmark is mostly free at the point-of-use.²⁰ Prescription medicines are one of the
9 only healthcare costs that are not covered by the Danish state though safety nets and upper limits to
10 expenditure apply.^{20,21} Full details of relative entitlements in the Danish healthcare system are
11 available in Section 2.2.1. Prescription medicines are estimated to account for one third of out-of-
12 pocket healthcare costs.²² While there are built-in protections to address prescription medicines
13 costs, out-of-pocket prescription medicine expenditure is estimated to take up 43% of out-of-pocket
14 healthcare expenditure for those in Denmark aged 50 years or over.¹¹

15 **1.2 Aim**

16 Given the increasing expenditure on medicines, the high rates of polypharmacy in Denmark, and the
17 potential for negative effects arising from out-of-pocket prescription medicine payments, we aimed
18 to 1) describe out-of-pocket prescription medicine expenditure and its associated financial burden
19 for people with multimorbidity and 2) examine the association between multimorbidity and annual
20 out-of-pocket prescription medicine expenditure for adults in Denmark.

1 2. Methods

2 A population-based register study was conducted. The study population for this analysis includes all
3 adults resident in Denmark for any period between January 1st 2020 to December 31st 2020. This
4 includes those based in residential care facilities.²³ The study is reported according to the STROBE
5 statement.²⁴

6 2.1 Data

7 We used data from four Danish nationwide registries: 1) *The Danish National Prescription*
8 *Registry*,^{23,25} 2) *The Danish National Patient Registry*,²⁶ 3) *Statistics Denmark*²⁷ and 4) *The Danish Civil*
9 *Registration System*.²⁸ Matching across databases was facilitated by an individual's civil registration
10 number which is unique, permanent and assigned to every individual.²⁸ The Danish National
11 Prescription Registry contains information for all prescriptions redeemed in community pharmacies
12 in Denmark since 1995.^{23,25} The Danish National Patient Registry²⁶ contains information on chronic
13 condition diagnoses in secondary care. Diagnoses made in primary care are not available from
14 national registries. Statistics Denmark contains information on education level, population density,
15 immigration status and household income.^{27,29} The Danish Civil Registration System contains
16 information on age, cohabitation status and gender.

17 2.1.1 Multimorbidity

18 Multimorbidity is defined as the coexistence of two or more chronic conditions in an individual. In
19 Denmark, diagnoses made in primary care are not available from national registries. Instead, the
20 Danish Multimorbidity Index Algorithm³⁰ (appendix A, eTable 1) was used to determine the number
21 of chronic conditions each individual had. This uses secondary care diagnoses (using ICD-10 codes)
22 and redeemed prescription details (using ATC codes) to determine if participants have any of the 39
23 conditions included in the list outlined in Appendix A. Information on chronic condition diagnosis
24 was gathered on 1st January 2020.²⁶

1 *2.2.1 Out-of-pocket prescription medicine expenditure and financial burden*

2 The primary outcome variable was annual out-of-pocket prescription medicine payments, which
3 consists of the total out-of-pocket payments for prescription medicines made in 2020 by adults in
4 Denmark, accounting for relevant government subsidies. Details of the calculation process for those
5 residing in Denmark for less than 12 months or having died in the given year is in Appendix A, eBox
6 1.

7 The out-of-pocket prescription medicine expenditure data accounts for a range of subsidies. Firstly,
8 there are several thresholds where the state will reimburse a percentage of expenditure (Appendix
9 A, eTable 2).²¹ These thresholds have increased over recent years.^{31,32} In 2020, the maximum an
10 individual could spend in a year on medicines was DKK 4,190 (€563). Secondly, the data accounts for
11 the subsidies that people with certain disabilities receive,²⁰ and the subsidies that municipalities
12 provide toward medicine costs for those on low incomes.²⁰ Thirdly, the data accounts for the
13 subsidies a doctor can apply for on behalf of an individual patient for a) a more expensive version of
14 a reimbursed medication or b) a medication that is not on the reimbursed list, if they can outline
15 why it is needed for that specific patient.³³ The data does not account for the reimbursements
16 associated with private health insurance. Moreover, they do not include medicines provided during
17 in-patient admissions or those provided directly by treatment centres or hospitals (e.g. methadone
18 or chemotherapeutic drugs),²³ though there is no out-of-pocket charge associated with these
19 medicines. Payment data is exchanged from Danish Kroner to Euro at a rate of 7.5 kroner per euro.
20 The exchange rate was the average annual exchange rate for 2020 published by the European
21 Central Bank.³⁴

22 Also, of note, prescription medicines in Denmark are sold at the same prices in all pharmacies;³⁵ this
23 is the price paid by the state plus a uniform markup.³⁶ When a medicine is dispensed at the
24 pharmacy, it is required by law that the cheapest alternative be offered, although the patient may
25 opt for a more expensive one,²² in which case patients pay the difference in price out-of-pocket.

1 Also, full price has to be paid for certain classes of medications which are not eligible for
2 reimbursement (e.g. benzodiazepines).²³ All medicines, including those not eligible for general
3 reimbursement such as benzodiazepines, are fully reimbursed for individuals who are terminally ill.³⁷
4 The financial burden of out-of-pocket payments for prescription medicines has been estimated by
5 dividing an adult's out-of-pocket expenditure on prescription medicines in 2020 by their equivalised
6 household income. Equivalised household income is an adjusted measure of household income using
7 the OECD-modified equivalence scale for household size.³⁸ This involves dividing household income
8 by the number of people in one's household, where a weight of one is applied to the first adult, 0.5
9 for each additional adult and 0.3 for each child.

10 To contextualise out-of-pocket prescription medicine expenditure, details of the number of different
11 active repeat prescriptions for long term conditions is included in the results. It was captured on 1st
12 January 2020 and uses a list of ATC codes (eTable 3) which contains most medicines relevant for
13 chronic disease management. It excludes acute items (e.g. most antibiotics and dermatological
14 agents).^{23,25} Though it should be noted that this only applied to the mean number of prescriptions
15 for long-term conditions variable; expenditure analysis includes data for all redeemed prescription
16 medicines, including medicines for both long-term and acute issues.

17 *2.1.3 Covariates*

18 Data on education level, population density, immigration status, age, cohabitation status, gender
19 and household income were captured on 1st January 2020. Age and gender are included as
20 covariates for face validity. Education level, immigration status, population density, household
21 income and cohabitation status were included as covariates because they are potential confounders
22 of the relationship between multimorbidity and out-of-pocket prescription medicine expenditure.
23 For full details of immigration status categories, education categories and population density
24 definitions see eBox 2 and Statistics Denmark.^{39,40}

1 2.2 Data analysis

2 Frequencies and descriptive statistics are used to outline demographics, number of chronic
3 conditions and number of redeemed prescription medicines and to provide an overview of out-of-
4 pocket expenditure on prescription medicines, financial burden, and state subsidies. Descriptive
5 statistics are also used to assess the percentage/number of people spending more than 10% of
6 equivalised household income on prescription medicines. Demographic, medicine and expenditure
7 statistics are stratified by number of chronic conditions.

8 A two-part hurdle regression model was applied to analyse the relationship between multimorbidity
9 and out-of-pocket prescription medicine expenditure, while adjusting for a range of demographic
10 and socioeconomic variables.⁴¹ The first part is a probit regression, which models the binary
11 outcome of having any out-of-pocket prescription medicine expenditure. The second part is a
12 generalised linear model (GLM) with log-link, and gamma-distributed errors, which models intensity
13 of out-of-pocket prescription medicine expenditure amongst those with any out-of-pocket
14 prescription medicine expenditure. A GLM of this nature is applied to expenditure data to
15 accommodate the large tail commonly found with this type of data.^{42,43} This two-part hurdle model
16 accommodates the large number of non-spenders, which is often found in out-of-pocket
17 expenditure data.⁴¹

18 Unconditional quantile regressions were also conducted to understand the effect of health,
19 demographic and socioeconomic variables on out-of-pocket healthcare expenditure at different
20 points of the expenditure distribution. The quantile regression is presented across nine quantiles to
21 allow for comparison with previous studies of multimorbidity and out-of-pocket healthcare
22 expenditure.^{13,44,45}

23 For the non-quantile regression analysis, two models were fitted, first including variables for face
24 validity: age and sex, and to meet the research aims: number of conditions (details in Appendix A
25 eTable 4). The second model included additional demographics: population density, education,

1 household income, immigrations status and cohabitation status. Household income was divided by
2 one thousand for the relevant models to facilitate interpretable coefficients. Also, as part of a
3 sensitivity analysis, an ordinary least squares (OLS) regression was conducted to assess the
4 relationship between multimorbidity and intensity of out-of-pocket prescription medicine
5 expenditure (Appendix A, eTable 5). To explore whether results differed due to the COVID-19
6 pandemic beginning in 2020, frequencies and descriptive statistics for 2019 demographics and out-
7 of-pocket prescription medicine expenditure are provided in Appendix A (eTables 6-8), along with
8 regression figures for the hurdle model using 2019 data.

9 For the unconditional quantile regression, there was one model only, which included the following
10 variables: number of conditions, age, sex, education, cohabitation status, immigration status,
11 population density and household income. Complete-case analysis was used for all regression
12 models in line with previous multimorbidity and healthcare utilisation analysis of Danish healthcare
13 databases.¹⁸

14 The non-quantile regression analysis was performed in Stata version 17. The quantile regression was
15 performed in R.

16 **2.3 Ethics**

17 Ethical approval and informed consent were not needed as the study was based on de-identified
18 register data encrypted by and stored with Statistics Denmark. The study was approved by the
19 Scientific Board of Statistics Denmark and the Danish Data Protection Agency.

1 **3. Results**

2 We identified 5,010,356 adults aged ≥ 18 years old resident in Denmark in 2020. The average age was
3 48.5 (SD=18.9) years, 50.3% (N=2,518,879) of the population were female, and 25.8% (N=1,136,309)
4 had 10 years of education or less. Overall, 1,212,033 (24.2%) individuals had multimorbidity (2+
5 conditions). Individuals with multimorbidity were more likely to be older and have a lower education
6 level. Table 2 provides details of the population characteristics by multimorbidity status.

7

It is made available under a [CC-BY 4.0 International license](https://creativecommons.org/licenses/by/4.0/).

1 Table 1. Demographic characteristics of sample

	Overall (N=5,010,356) % (N)	No conditions (N=2,888,945) % (N)	One condition (N=909,378) % (N)	Multimorbidity			
				Two conditions (N=478,529) % (N)	Three conditions (N=296,128) % (N)	Four conditions (N=182,781) % (N)	Five or more conditions (N=254,595) % (N)
Age (years)							
18-29	20.4% (1,020,840)	30.2% (871,234)	13.1% (119,190)	4.9% (23,687)	1.7% (5,046)	0.7% (1,202)	0.2% (481)
30-39	16.5% (826,518)	23.1% (667,821)	12.8% (116,114)	6.3% (30,150)	2.8% (8,374)	1.5% (2,668)	0.5% (1,391)
40-49	16.2% (811,737)	19.4% (561,720)	17.5% (159,587)	11.6% (55,389)	7.1% (21,120)	4.5% (8,189)	2.3% (5,732)
50-59	16.5% (827,953)	15.3% (441,953)	21.8% (197,857)	20.2% (96,801)	16.5% (48,780)	12.7% (23,144)	7.6% (19,418)
60-69	13.5% (676,486)	7.9% (227,977)	18.4% (167,688)	24.4% (116,781)	25.4% (75,282)	23.5% (42,877)	18.0% (45,881)
70-79	11.4% (570,966)	3.5% (100,647)	12.8% (116,440)	23.4% (112,027)	30.6% (90,672)	34.1% (62,407)	34.9% (88,773)
80-89	4.6% (230,058)	0.6% (16,248)	3.2% (29,107)	7.9% (37,940)	13.3% (39,483)	18.9% (34,594)	28.5% (72,686)
90+	0.9% (45,798)	0.0% (1,345)	0.4% (3,395)	1.2% (5,754)	2.5% (7,371)	4.2% (7,700)	7.9% (20,233)
Sex							
Male	49.7% (2,491,477)	53.1% (1,533,852)	45.1% (410,248)	44.5% (213,100)	45.4% (134,516)	45.5% (83,075)	45.8% (116,686)
Female	50.3% (2,518,879)	46.9% (1,355,093)	54.9% (499,130)	55.5% (265,429)	54.6% (161,612)	54.5% (99,706)	54.2% (137,909)
Years of education							
0-10 yrs	25.8% (1,136,309)	22.2% (544,420)	25.1% (217,126)	29.4% (133,636)	33.8% (93,094)	37.4% (61,450)	43.1% (86,583)
11-15 yrs	47.7% (2,105,762)	48.2% (1,181,548)	48.2% (417,047)	47.8% (217,035)	47.1% (129,559)	45.7% (74,953)	42.6% (85,620)
16+ yrs	26.5% (1,169,420)	29.6% (725,342)	26.8% (231,662)	22.7% (103,253)	19.1% (52,695)	16.9% (27,687)	14.3% (28,781)
Population density							
100,000+	33.3% (1,549,265)	37.5% (961,241)	30.7% (272,176)	27.1% (127,618)	25.8% (75,461)	25.6% (46,492)	26.2% (66,277)
20,000+	20.0% (929,890)	19.3% (495,219)	20.3% (180,437)	0.7% (97,530)	21.0% (61,574)	21.5% (39,023)	22.2% (56,107)
2,000+	23.0% (1,069,266)	20.6% (527,607)	24.0% (213,266)	26.2% (123,702)	27.3% (80,112)	28.0% (50,789)	29.2% (73,790)
<2,000	23.7% (1,101,279)	22.6% (579,789)	24.9% (220,964)	26.0% (122,652)	25.9% (75,897)	24.8% (45,053)	22.5% (56,924)

2

3

1 **3.1 Multimorbidity, out-of-pocket prescription medicine expenditure and financial burden**

2 The average annual out-of-pocket prescription medicine expenditure for Danish adults was €106.01
3 (SD=169.99). Those with multimorbidity spent, on average, more than those with zero or one
4 chronic condition. For example, average expenditure for those with two conditions was €186.60
5 (SD=188.97), whereas for those with one condition, it was €124.59 (SD=156.08), and for those with
6 no conditions, it was €43.95 (SD=95.45). Those with a greater number of conditions had higher
7 average annual out-of-pocket prescription medicine expenditure. Specifically, those with five or
8 more conditions spent an average of €320.46 (SD=275.26) (Fig. 1). Those with multimorbidity also
9 had lower equivalised household income. Specifically, those with five or more conditions had an
10 equivalised household income of €32,052 (SD=65,355) compared to €42,374 (SD=59,754) for those
11 with no conditions and €42,609 (103,836) for those with one condition. This translated into a greater
12 financial burden for those with multimorbidity. With regard to subsidies, the Danish state, on
13 average, covered €166.53 (SD=894.96) annually for prescription medicines for adults in Denmark,
14 which is 61% of overall prescription medicine costs. For those with five or more conditions, this
15 increases to €1005.96 (SD=1827.27), which is 75% of overall prescription medicine costs for that
16 group. For those with one condition, the Danish state, on average, covered €27.09 (SD=548.43)
17 annually for prescription medicines for adults in Denmark, which is 38% of overall prescription
18 medicine costs for that group (Fig. 1). Full details, including details of subsidies, are presented in
19 Table 2. Similar patterns of out-of-pocket prescription medicine expenditure were found for 2019
20 data (Appendix A eTable 7).

21

1 Table 2. Annual out-of-pocket prescription medicine expenditure (€) and financial burden by number
2 of conditions

	Overall	No conditions	One condition	Multimorbidity			
				Two conditions	Three conditions	Four conditions	Five or more conditions
Mean number of medicines for long-term conditions (SD)	1.5 (2.5)	0.3 (0.9)	1.3 (1.8)	2.7 (2.4)	4.1 (2.8)	5.2 (3.1)	6.9 (3.6)
Percentage with any OOP ^a prescription medicine expenditure (N)	69.8% (3,495,638)	53.4% (1,541,518)	85.8% (779,795)	95.0% (454,467)	97.8% (289,571)	98.5% (180,069)	98.3% (250,218)
Total annual OOP prescription medicine expenditure (€) Mean (SD)	106.01 (169.99)	43.95 (95.45)	124.59 (156.08)	186.60 (188.97)	236.85 (216.15)	272.72 (230.23)	320.46 (275.26)
Total annual OOP prescription medicine expenditure (€) Median (IQR)	38.33 (0.00-153.47)	7.39 (0.00-47.20)	80.73 (22.32-179.96)	149.39 (65.46-256.81)	196.74 (100.25-322.10)	234.48 (125.51-373.79)	274.52 (132.02-441.54)
Subsidies (€) Mean (SD)	166.53 (894.96)	27.09 (548.43)	127.91 (758.49)	265.14 (934.97)	463.27 (1,397.56)	654.28 (1,591.67)	1,005.96 (1,827.27)
Equivalentised Household Income (€) Mean (SD)	41,057 (72,802)	42,374 (59,754)	42,609 (103,836)	40,335 (82,842)	37,334 (58,541)	34,849 (46,902)	32,052 (65,355)
Financial Burden ^b Mean (SD)	0.6% (69.4)	0.4% (73.7)	0.7% (80.4)	0.9% (69.7)	1.1% (32.7)	1.1% (19.1)	1.3% (8.8)
Percentage with Financial Burden >10% (N)	0.12% (6,167)	0.11% (3,266)	0.14% (1,273)	0.14% (670)	0.14% (425)	0.12% (221)	0.12% (312)

3 ^a The acronym OOP is used for out-of-pocket throughout Table 2

4 ^b The percentage of equivalentised household income spent on prescription medicines in previous 12 months

5

6

7

8

9

10

11

12

13

14

15

16

17

18

Figure 1. Out-of-pocket prescription medicine expenditure and subsidies by number of conditions

1

2 **3.2 Association between multimorbidity and out-of-pocket prescription medicine expenditure**

3 The probit model (Table 3, part a) revealed that, when demographic and socioeconomic variables
4 were adjusted for, a greater number of conditions was associated with a greater likelihood of any
5 out-of-pocket prescription medicine expenditure. Also, lower odds of any out-of-pocket prescription
6 medicine expenditure was seen in individuals with higher education, those who are not married or
7 cohabiting, those in the lowest income quintile and those who are immigrants or 'descendants'. Older
8 age was associated with an increased likelihood of any out-of-pocket prescription medicine
9 expenditure, except for those aged 30-49, who were less likely to have any out-of-pocket
10 prescription medicine expenditure than those aged under 30 years.

11 The GLM (Table 3, part b) found a strong association between number of conditions and intensity of
12 out-of-pocket prescription medicine expenditure amongst those with any out-of-pocket prescription
13 medicine expenditure. Having two chronic conditions was associated with 2.27 times greater out-of-
14 pocket prescription medicine expenditure than those with zero conditions. This translates to
15 €191.80 in expenditure for those with two chronic conditions versus €84.40 for those with no
16 conditions. Having five or more chronic conditions was associated with 3.89 times greater out-of-
17 pocket prescription medicine expenditure than those with zero conditions. This translates into
18 €327.85 in expenditure for those with five or more chronic conditions. Figure 2 shows a graphical
19 representation of the relationship between number of conditions and out-of-pocket prescription
20 medicine expenditure, based on the GLM.

21 Age was also associated with increased out-of-pocket prescription medicine expenditure, peaking
22 amongst those aged 60-69 years whose expenditure was estimated to be 1.20 times greater than
23 those aged 18-29 years. Women were found to have both an increased likelihood of any out-of-
24 pocket prescription medicine expenditure and an increased level of out-of-pocket prescription
25 medicine expenditure. Amongst those incurring any out-of-pocket prescription medicine
26 expenditure, out-of-pocket prescription medicine expenditure for women was estimated to be 1.10

1 times higher than for men. Higher equivalised household income was associated both with higher
2 likelihood of any out-of-pocket prescription medicine expenditure and with an increased level of
3 out-of-pocket prescription medicine expenditure. Amongst those incurring any out-of-pocket
4 prescription medicine expenditure, out-of-pocket prescription medicine expenditure for those in the
5 highest quintile was estimated to be 1.05 times higher than for the lowest quintile. For both models,
6 similar patterns of results were found when analysing 2019 data (Appendix A eTable 8).

7

8

9

10

11

12

13

14

15 Figure 2. Predicted out-of-pocket prescription medicine expenditure for spenders

- 1 Table 3. Two-part hurdle model examining a) probability of any out-of-pocket prescription medicine
 2 expenditure and b) intensity of out-of-pocket prescription medicine expenditure^a

No. of conditions	a) Probit model Odds Ratio (95% confidence interval)	b) GLM Multiplicative difference (95% confidence interval)
0	Ref	Ref
1	2.23 (2.23-2.23)	1.70 (1.70-1.70)
2	3.94 (3.94-3.94)	2.27 (2.26-2.27)
3	6.16 (6.15-6.16)	2.81 (2.81-2.81)
4	8.10 (8.09-8.12)	3.23 (3.23-3.23)
5+	9.53 (9.52-9.55)	3.89 (3.89-3.89)
Age group		
18-29	Ref	Ref
30-39	0.99 (0.98-0.98)	1.10 (1.10-1.10)
40-49	0.99 (0.99-0.99)	1.15 (1.15-1.15)
50-59	1.07 (1.07-1.07)	1.19 (1.19-1.19)
60-69	1.20 (1.20-1.20)	1.20 (1.20-1.20)
70-79	1.35 (1.35-1.35)	1.13 (1.13-1.13)
80-89	1.46 (1.46-1.46)	1.09 (1.09-1.09)
90+	1.31 (1.31-1.31)	1.09 (1.09-1.09)
Sex		
Male	Ref	Ref
Women	1.62 (1.62-1.62)	1.10 (1.10-1.10)
Education		
0-10 yrs	Ref	Ref
11-15 yrs	0.97 (0.97-0.97)	0.96 (0.96-0.96)
16+ yrs	0.88 (0.88-0.88)	0.98 (0.98-0.98)
Cohabitation status		
Single	Ref	Ref
Married	1.08 (1.08-1.08)	0.95 (0.95-0.95)
Cohabiting	1.06 (1.06-1.06)	0.92 (0.92-0.92)
Immigration status		
≥1 Parent born in Denmark & parent is Danish citizen	Ref	Ref
Descendent	0.84 (0.84-0.84)	0.86 (0.86-0.86)
Immigrant	0.93 (0.93-0.93)	0.89 (0.89-0.89)
Population density		
100,000+	Ref	Ref
20,000+	1.03 (1.03-1.03)	1.00 (1.00-1.00)
2,000+	1.02 (0.99-1.02)	1.00 (1.00-1.00)
<2,000	0.98 (0.98-0.98)	1.00 (1.00-1.00)
Equivalentised Income quintile		
1	Ref	Ref
2	1.07 (1.07-1.07)	1.01 (1.01-1.01)
3	1.07 (1.07-1.07)	1.05 (1.05-1.05)
4	1.06 (1.06-1.06)	1.03 (1.03-1.03)
5	1.06 (1.06-1.06)	1.05 (1.04-1.05)
Intercept	0.99 (0.99-0.99)	74.74 (74.74-74.74)

- 3 ^aModel b includes only those with any out-of-pocket prescription medicine expenditure

4 Note: The variables are mutually adjusted.

5

6 3.3 Effect of multimorbidity across the out-of-pocket expenditure distribution

7 An unconditional quantile regression showed a strong positive association between multimorbidity

8 and out-of-pocket prescription medicine expenditure (Fig. 3). For example, in the group with the

It is made available under a [CC-BY 4.0 International license](#) .

1 lowest expenditure (i.e. quantile 1) those with two conditions spent €26.54 more per annum than
2 those with no conditions, this difference increased to €184.71 in the group with the highest
3 expenditure (i.e. quantile 9). When looking at those with five or more conditions, we see in quantile
4 1, that this group spent €67.32 more per annum than those with no conditions, whereas, in quantile
5 9, this group spent €407.88 more than those with no conditions. Details of all coefficients can be
6 seen in Appendix A eTable 9.

7

8

9

10

11

12

13

14 Figure 3. Quantile regression coefficients for effect of number of conditions on out-of-pocket (OOP)
15 prescription medicine expenditure.

1 **4. Discussion**

2 For adults in Denmark, having multimorbidity is associated with significantly more out-of-pocket
3 prescription medicine expenditure. In fact, the study found that individuals with multimorbidity,
4 compared to those with zero conditions, incurred 4-7 times more annual out-of-pocket prescription
5 medicine expenditure, depending on their number of chronic conditions. This translated into an
6 average annual out-of-pocket prescription medicine spend of €320 for those with five or more
7 conditions, €187 for those with 2 conditions and €44 for those with no conditions. This relationship
8 was slightly attenuated when controlling for several covariates and analysed among those with any
9 expenditure only. Specifically, our regression models revealed that individuals with multimorbidity
10 incurred 2-4 times more annual expenditure compared to those with zero conditions, independent
11 of demographic and socioeconomic covariates. The quantile regression revealed that those with high
12 expenditure primarily drove this increase. The situation is compounded by the fact that individuals
13 with multimorbidity also tend to have lower household incomes. This means that along with having
14 higher out-of-pocket prescription medicine expenditure, they also have a lower ability to afford
15 these healthcare costs. People with five or more conditions spend 1.3% of their equivalised
16 household income on prescription medicines, whereas people with zero conditions spent 0.4% of
17 their equivalised household income. Though this high expenditure amongst those with more
18 conditions would be far greater if not for the state subsidies on prescription medicine expenditure,
19 whereby those with more prescription medicine expenditure have a larger proportion of their
20 medicine costs paid for by the state.

21 **4.1 In the context of other literature**

22 The patterns observed in this study align with previous studies. Specifically, the increased financial
23 burden associated with a greater number of conditions has also been found in other studies.¹²⁻¹⁴
24 Also, our findings, that those with the highest expenditure primarily drive large out-of-pocket
25 prescription medicine expenditure amongst those with multimorbidity, align with several recent

1 studies examining out-of-pocket healthcare expenditure overall.^{13,46,47} The increase in expenditure
2 associated with multimorbidity is consistent with previous studies; however, it is noteworthy that
3 studies from other countries show a greater increase in out-of-pocket prescription medicine
4 expenditure associated with multimorbidity. A systematic review of out-of-pocket prescription
5 medicine costs found that multimorbidity was associated with five to ten times more out-of-pocket
6 prescription medicine costs, compared to no chronic conditions.¹² In contrast, our study reveals a
7 four to sevenfold increase (details of absolute expenditure in next paragraph). Though it is important
8 to acknowledge that most of these studies¹² were conducted in the US where there is limited
9 healthcare coverage⁴⁸ and healthcare expenditure per capita is higher than most other countries.⁴⁹ A
10 previous international review examined both healthcare system costs and out-of-pocket healthcare
11 costs, and it concluded that each additional condition was associated with a ‘near exponential’
12 increase in healthcare expenditure.⁵⁰ However, our results concerning the relationship between
13 each additional condition and out-of-pocket prescription medicine costs instead showed a near
14 logarithmic relationship, with the percentage increase in costs being just above 50% for each
15 additional condition. The ‘near exponential’ relationship reported previously may be attributable to
16 the preponderance of US studies in the previous systematic review.⁵⁰ Unlike the US, Denmark has a
17 system of universal state subsidies for out-of-pocket prescription medicine expenditure, which is
18 clearly strongly attenuating the relationship between the number of conditions and out-of-pocket
19 prescription medicine expenditure with a near-exponential increase in subsidies associated with
20 each additional condition.

21 Subsidies in Denmark seem to be keeping out-of-pocket prescription medicine expenditure low
22 when compared with other countries. Using data that is adjusted to 2015 values by Sum and
23 colleagues¹² and that we have exchanged to Euros using European central bank figures, we find that
24 Danes have lower out-of-pocket prescription medicine expenditure than other countries. For
25 example, in Canada annual out-of-pocket prescription medicine expenditure for people with two or
26 more conditions aged under 65 years was €562 on average and for those aged over 65 years, it was

1 €726.¹² A US study found that individuals aged 18–64 years with four or more conditions spent, on
2 average, €1,032 annually.¹² Only Korea reported lower expenditure rates than Denmark, where
3 individuals aged 20 years or over with three or more conditions spent on average €234 annually on
4 prescription medicines.¹² It is important to note that these figures would likely increase when
5 adjusted for inflation to 2020 values. With regard to European examples, an analysis of 2016 data in
6 Ireland found that individuals with three or more conditions spent €453.5 annually on medicines.¹³
7 However, it should be noted that the Irish analysis only included those with any expenditure and
8 analysis was limited to those aged 50 years and over.¹³

9 Despite these comparisons showing relatively low out-of-pocket prescription medicine expenditure
10 for people with multimorbidity in Denmark, a 2021 analysis of countries in the European Union
11 revealed that the percentage of outpatient medicines expenditure covered by the Danish state is
12 43%, which is much lower than the EU average of 57%.⁵¹ This inconsistency might be explained by
13 overall expenditure on pharmaceuticals and medical devices in Denmark being much lower than the
14 EU average.⁵¹ Several factors contribute to this, including the legal mandate in Danish community
15 pharmacies, when filling a prescription, to substitute in the cheapest generic equivalent of the
16 prescribed medicine.⁵² Also, according to the Association of Danish Pharmacists, Denmark has the
17 lowest prices for generic medicines in Europe⁵³ likely due to its medication tendering system, which
18 is considered one of the most competitive and flexible systems in Europe.⁵⁴

19 It is likely that expenditure amongst Danish individuals with multimorbidity would be higher if the
20 population were fully adherent to their medication. In 2019, 6% reported an unmet prescription
21 medicine need due to financial reasons.⁵⁵ A systematic review of multimorbidity and out-of-pocket
22 prescription medicine expenditure found that cost-related non-adherence was a common coping
23 strategy for out-of-pocket prescription medicine costs.¹² Non-adherence can have a range of
24 negative health outcomes such as disease progression and hospitalisation.^{56,57} The association
25 between increased income and increased expenditure in our results potentially indicates that those

1 with lower incomes are engaging in cost-related non-adherence. However, it's notable that the
2 difference in out-of-pocket prescription medicine expenditure in the GLM is not very high with the
3 highest income quintile spending 1.05 times more than the lowest income quintile. This may be
4 attributable to the low-levels of income inequality in Denmark.⁵⁸

5 **4.1 Implications**

6 The substantial difference between the percentage of outpatient medicines expenditure covered by
7 the Danish state compared to the EU average,⁵¹ suggests potential capacity for expanding
8 medication entitlements. Consideration should be given to expanding free access to low-income
9 groups, as they are both more likely to have multimorbidity¹⁹ and less likely to afford their
10 medicines.¹²

11 Additionally, consideration could also be given to greater entitlements for certain patient
12 populations. Free antipsychotic medications for those with schizophrenia for the first two years after
13 diagnosis was introduced by the Danish state in 2008.⁵⁹ Consideration could be given to widening
14 the patient group and list of medications covered by this scheme. Individuals with severe mental
15 illnesses in Denmark are more likely of lower socioeconomic status,⁶⁰ and these conditions are
16 associated with an increased risk of developing physical multimorbidity.^{17,61} Therefore, free
17 prescription medicines for individuals with severe mental disorders could also reduce the high out-
18 of-pocket prescription medicine expenditure for many with multimorbidity and low incomes.

19 In 2022, a new contract with GPs was introduced in Denmark.⁶² Within this contract, a pilot initiative
20 was included for patients with multimorbidity to extend consultation time to facilitate better
21 medication overview and time for GPs to better coordinate with other healthcare professionals.⁶³

22 The initiative can potentially reduce prescribing, particularly potentially inappropriate prescribing,
23 for individuals with multimorbidity.⁶⁴ Longer consultation times could also provide opportunities for
24 cost-of-care conversations whereby a healthcare professional discusses out-of-pocket healthcare

1 costs and health coverage.⁶⁵ Such conversations have the potential to reduce costs to the patient,⁶⁶
2 increase their adherence⁶⁷ and reduce social inequality in medical treatment.⁶⁸

3 Another consideration for optimising prescribing practice and subsequently potentially reducing
4 costs is an increase in the provision of medication reviews. Medication reviews involve a healthcare
5 worker, typically a doctor or pharmacist, assessing the individual's medicine regimen to identify
6 medication-related issues and suggesting strategies for addressing these issues.⁶⁹ A 2017 overview
7 of systematic reviews⁶⁹ found that medication reviews significantly reduce the number of
8 medications a person is prescribed and consequently medication costs. The capital region of
9 Denmark has a program where GPs are employed part-time to visit other GPs in the region to
10 support rational prescribing;⁷⁰ expanding this program could be considered. Alternatively,
11 consideration could be given to integrating a pharmacist into a general practice setting. The
12 pharmacist would fulfill several duties including medication reviews. This has been implemented in
13 the UK and is being trialled in Ireland.⁷¹ This GP-pharmacist model was trialed in Denmark in the
14 early 2000s but it was not implemented.⁷² Though forms of medication reviews by community
15 pharmacies are already reimbursed in Denmark.⁷³

16 Future research could explore the relationship between out-of-pocket expenditure for aspects of
17 care other than prescription medicines, as these account for only about 36% of out-of-pocket
18 healthcare expenditure in Denmark.⁷⁴ Future research in the area of medicines, out-of-pocket
19 expenditure and multimorbidity could involve a more detailed analysis of the different entitlements
20 available in Denmark. This could include an effort to model a range of changes to the entitlement
21 system and how this would affect different groups. Also, given that those with the highest out-of-
22 pocket prescription medicine expenditure are largely driving the increase in costs for people with
23 multimorbidity, research focusing on this group's out-of-pocket expenditure would be valuable.
24 Specifically, researching drivers of the expenditure and possible interventions to reduce it.

1 Additionally, investigating the travel costs associated with medicines and accessing healthcare,
2 considering factors such as rurality and type of transport, should be considered in future research.

3 **4.2 Strengths & Limitations**

4 The inclusion of almost the entire Danish adult population, is a major strength of the current study,
5 thereby increasing the representation of groups often underrepresented in survey research (e.g.
6 minority ethnic groups⁷⁵ or those with a cognitive impairment⁷⁶) which is commonly used to assess
7 out-of-pocket healthcare expenditure.¹²⁻¹⁵ Though it is likely that certain groups, such as
8 undocumented migrants, were not captured by the database. Another strength of these national
9 databases is that they provide direct measures of expenditure which are more reliable than self-
10 report data. Self-report data is commonly used in similar studies.^{11,13,14} Unlike most studies in this
11 area, that only focus on older adults,^{11,13,14} our study included all adults aged 18 years and over.
12 Furthermore, we conducted a detailed analysis of subsidies for prescription medicine, which most
13 studies in this area do not provide.¹¹ A further strength is the use of a more extensive list of
14 conditions for multimorbidity, compared to other similar studies.¹¹ Use of the Danish Multimorbidity
15 Index Algorithm is also a strength; it has been shown to align with national and international
16 prevalence estimates for chronic conditions with a large public health impact (e.g. mental health
17 conditions, diabetes, COPD, heart disease and cancer).⁷⁷ It has also shown face validity based on
18 review by national and international experts.⁷⁷

19 There are some limitations. Our study did not examine the travel costs or other opportunity costs
20 associated with purchasing prescription medicines. Also, the 2020 data may have been influenced by
21 distinct variations arising from the onset of the COVID-19 pandemic.⁷⁸ However, an analysis of 2019
22 data (Appendix A) revealed similar patterns of demographics and out-of-pocket prescription
23 medicine expenditure. Finally, private health insurance can cover part or all of prescription costs,^{20,79}
24 our analysis did not account for the cost of private health insurance to individuals or the
25 reimbursements they may receive as part of their private health insurance. Approximately 42% of

1 people in Denmark purchase private health insurance.²⁰ If private health insurance reimbursements
2 for prescription medicines were included in the analysis this would show lower out-of-pocket
3 prescription medicine expenditure overall. However, this reduction is likely to be unequally
4 distributed and benefit those with fewer chronic conditions and higher socioeconomic status most.⁸⁰

5 **4.3 Conclusion**

6 Multimorbidity is associated with increased out-of-pocket prescription medicine expenditure in
7 Denmark, particularly impacting those with lower average incomes. Nevertheless, the Danish
8 entitlements system reduces this financial burden. Overall, these patterns are similar to those
9 observed internationally and are likely contributing to cost-related non-adherence. To address these
10 issues, policymakers should consider expanding entitlements, increasing the provision of medication
11 reviews, and encouraging cost-of-care conversations.

1 References

- 2 1. OECD. Pharmaceutical spending. Accessed 23 February, 2023.
3 <https://data.oecd.org/healthres/pharmaceutical-spending.htm>
- 4 2. IQVIA Institute. Global Medicine Spending and Usage Trends: Outlook to 2025. Accessed 23
5 February, 2023. [https://www.iqvia.com/insights/the-iqvia-institute/reports/global-medicine-](https://www.iqvia.com/insights/the-iqvia-institute/reports/global-medicine-spending-and-usage-trends-outlook-to-2025)
6 [spending-and-usage-trends-outlook-to-2025](https://www.iqvia.com/insights/the-iqvia-institute/reports/global-medicine-spending-and-usage-trends-outlook-to-2025)
- 7 3. Vos T, Barber RM, Bell B, et al. Global, regional, and national incidence, prevalence, and years
8 lived with disability for 301 acute and chronic diseases and injuries in 188 countries, 1990–
9 2013: a systematic analysis for the Global Burden of Disease Study 2013. *The Lancet*.
10 2015;386(9995):743-800.
- 11 4. World Health Organization. *Global status report on noncommunicable diseases 2014*. World
12 Health Organization; 2014.
- 13 5. Kantor ED, Rehm CD, Haas JS, Chan AT, Giovannucci EL. Trends in prescription drug use among
14 adults in the United States from 1999-2012. *Jama*. 2015;314(17):1818-1830.
- 15 6. Hammel B, Michel MC. Why are new drugs expensive and how can they stay affordable?
16 *Concepts Principles of Pharmacology: 100 Years of the Handbook of Experimental*
17 *Pharmacology*. 2019:453-466.
- 18 7. Midão L, Giardini A, Menditto E, Kardas P, Costa E. Polypharmacy prevalence among older
19 adults based on the survey of health, ageing and retirement in Europe. *Archives of*
20 *gerontology and geriatrics*. 2018;78:213-220.
- 21 8. Midão L, Giardini A, Menditto E, Kardas P, Costa E. Polypharmacy prevalence among older
22 adults based on the survey of health, ageing and retirement in Europe. *Archives of*
23 *gerontology geriatrics*. 2018;78:213-220.
- 24 9. Payne R, Avery A, Duerden M, Saunders C, Simpson C, Abel G. Prevalence of polypharmacy in
25 a Scottish primary care population. *European journal of clinical pharmacology*.
26 2014;70(5):575-581.
- 27 10. Slabaugh SL, Maio V, Templin M, Abouzaid S. Prevalence and risk of polypharmacy among the
28 elderly in an outpatient setting. *Drugs aging*. 2010;27(12):1019-1028.
- 29 11. Palladino R, Pan T, Mercer SW, et al. Multimorbidity and out-of-pocket expenditure on
30 medicine in Europe: Longitudinal analysis of 13 European countries between 2013 and 2015.
31 *Frontiers in public health*. 2023;10:1053515.
- 32 12. Sum G, Hone T, Atun R, et al. Multimorbidity and out-of-pocket expenditure on medicines: a
33 systematic review. *BMJ global health*. 2018;3(1):e000505.
- 34 13. Larkin J, Walsh B, Moriarty F, Clyne B, Harrington P, Smith SM. What is the impact of
35 multimorbidity on out-of-pocket healthcare expenditure among community-dwelling older
36 adults in Ireland? A cross-sectional study. *BMJ Open*. Sep 1 2022;12(9):e060502.
37 doi:10.1136/bmjopen-2021-060502
- 38 14. McRae I, Yen L, Jeon YH, Herath PM, Essue B. Multimorbidity is associated with higher out-of-
39 pocket spending: a study of older Australians with multiple chronic conditions. *Aust J Prim*
40 *Health*. 2013;19(2):144-9. doi:10.1071/py12035
- 41 15. Paez KA, Zhao L, Hwang W. Rising out-of-pocket spending for chronic conditions: a ten-year
42 trend. *Health Aff (Millwood)*. Jan-Feb 2009;28(1):15-25. doi:10.1377/hlthaff.28.1.15
- 43 16. Larkin J, Foley L, Smith SM, Harrington P, Clyne B. The experience of financial burden for
44 people with multimorbidity: A systematic review of qualitative research. *Health Expectations*.
45 2020;2
- 46 17. Filipčić I, Šimunović Filipčić I, Grošić V, et al. Patterns of chronic physical multimorbidity in
47 psychiatric and general population. *Journal of Psychosomatic Research*. 2018/11/01/
48 2018;114:72-80. doi:<https://doi.org/10.1016/j.jpsychores.2018.09.011>
- 49 18. Frølich A, Ghith N, Schiøtz M, Jacobsen R, Stockmarr A. Multimorbidity, healthcare utilization
50 and socioeconomic status: A register-based study in Denmark. *PLoS one*. 2019;14(8):e0214183.

- 1 19. Barnett K, Mercer SW, Norbury M, Watt G, Wyke S, Guthrie B. Epidemiology of multimorbidity
2 and implications for health care, research, and medical education: a cross-sectional study. *The*
3 *Lancet*. 2012;380(9836):37-43.
- 4 20. The Commonwealth Fund. International Health Care System Profiles. 07 October, 2020.
5 Accessed 07 October, 2020. [https://www.commonwealthfund.org/international-health-](https://www.commonwealthfund.org/international-health-policy-center/countries/denmark)
6 [policy-center/countries/denmark](https://www.commonwealthfund.org/international-health-policy-center/countries/denmark)
- 7 21. Danish Medicines Agency. Reimbursement thresholds. 07 October, 2020. Accessed 07
8 October, 2020. [https://laegemiddelstyrelsen.dk/en/reimbursement/calculate-](https://laegemiddelstyrelsen.dk/en/reimbursement/calculate-reimbursement/reimbursement-thresholds/)
9 [reimbursement/reimbursement-thresholds/](https://laegemiddelstyrelsen.dk/en/reimbursement/calculate-reimbursement/reimbursement-thresholds/)
- 10 22. Christensen BJ, Gørtz M, Kallestrup-Lamb M. Medical spending in Denmark. *Fiscal Studies*.
11 2016;37(3-4):461-497.
- 12 23. Pottegård A, Schmidt SAJ, Wallach-Kildemoes H, Sørensen HT, Hallas J, Schmidt M. Data
13 resource profile: the Danish national prescription registry. *International journal of*
14 *epidemiology*. 2017;46(3):798-798f.
- 15 24. Von Elm E, Altman DG, Egger M, Pocock SJ, Gøtzsche PC, Vandenbroucke JP. The
16 Strengthening the Reporting of Observational Studies in Epidemiology (STROBE) statement:
17 guidelines for reporting observational studies. *Annals of internal medicine*. 2007;147(8):573-
18 577.
- 19 25. Wallach Kildemoes H, Toft Sørensen H, Hallas J. The Danish national prescription registry.
20 *Scandinavian journal of public health*. 2011;39(7_suppl):38-41.
- 21 26. Schmidt M, Schmidt SAJ, Sandegaard JL, Ehrenstein V, Pedersen L, Sørensen HT. The Danish
22 National Patient Registry: a review of content, data quality, and research potential. *Clinical*
23 *epidemiology*. 2015:449-490.
- 24 27. Jensen VM, Rasmussen AW. Danish Education Registers. *Scand J Public Health*. Jul 2011;39(7
25 Suppl):91-4. doi:10.1177/1403494810394715
- 26 28. Pedersen CB, Gøtzsche H, Møller JO, Mortensen PB. The Danish Civil Registration System. A
27 cohort of eight million persons. *Dan Med Bull*. Nov 2006;53(4):441-9.
- 28 29. Erlangsen A, Fedyszyn I. Danish nationwide registers for public health and health-related
29 research. *Scand J Public Health*. Jun 2015;43(4):333-9. doi:10.1177/1403494815575193
- 30 30. Prior A, Fenger-Grøn M, Larsen KK, et al. The Association Between Perceived Stress and
31 Mortality Among People With Multimorbidity: A Prospective Population-Based Cohort Study.
32 *Am J Epidemiol*. Aug 1 2016;184(3):199-210. doi:10.1093/aje/kwv324
- 33 31. Vogler S, Haasis MA, Dedet G, Lam J, Bak Pedersen H. Medicines reimbursement policies in
34 Europe. 2018;
- 35 32. Vogler S, Habl C, Leopold C, Rosian-Schikuta I, de Joncheere K, Lyager Thomsen T. *PPRI report*.
36 *Gesundheit Österreich GmbH/Geschäftsbereich ÖBIG*; 2008.
- 37 33. Danish Medicines Agency. Individual reimbursement of medicines. Accessed 12 September,
38 2023. <https://laegemiddelstyrelsen.dk/en/reimbursement/individual-reimbursement/>
- 39 34. Central Bank of Ireland. Exchange Rates. Accessed 12 September, 2023.
40 <https://www.centralbank.ie/statistics/interest-rates-exchange-rates/exchange-rates>
- 41 35. Danish Medicines Agency. Prices of medicines. Accessed 04 December, 2020.
42 [https://laegemiddelstyrelsen.dk/en/reimbursement/prices/#:~:text=In%20Denmark%2C%20](https://laegemiddelstyrelsen.dk/en/reimbursement/prices/#:~:text=In%20Denmark%2C%20medicines%20are%20sold,on%20the%20companies'%20price%20of%20formation.)
43 [medicines%20are%20sold,on%20the%20companies'%20price%20of%20formation.](https://laegemiddelstyrelsen.dk/en/reimbursement/prices/#:~:text=In%20Denmark%2C%20medicines%20are%20sold,on%20the%20companies'%20price%20of%20formation.)
- 44 36. Møller Pedersen K. Pricing and reimbursement of drugs in Denmark. *The European Journal of*
45 *Health Economics*. 2003;4:60-65.
- 46 37. Danish Medicines Agency. Reimbursement for the terminally ill. Accessed 09 October, 2023.
47 [https://laegemiddelstyrelsen.dk/en/reimbursement/individual-](https://laegemiddelstyrelsen.dk/en/reimbursement/individual-reimbursement/reimbursement-for-the-terminally-ill/)
48 [reimbursement/reimbursement-for-the-terminally-ill/](https://laegemiddelstyrelsen.dk/en/reimbursement/individual-reimbursement/reimbursement-for-the-terminally-ill/)
- 49 38. Organisation for Economic Cooperation and Development. What Are Equivalence Scales?
50 Accessed 22 September, 2021. [https://www.oecd.org/economy/growth/OECD-Note-](https://www.oecd.org/economy/growth/OECD-Note-EquivalenceScales.pdf)
51 [EquivalenceScales.pdf](https://www.oecd.org/economy/growth/OECD-Note-EquivalenceScales.pdf)

- 1 39. Statistics Denmark. Urban Areas: Statistical presentation. Accessed 25 July, 2023.
2 [https://www.dst.dk/en/Statistik/dokumentation/documentationofstatistics/urban-](https://www.dst.dk/en/Statistik/dokumentation/documentationofstatistics/urban-areas/statistical-presentation)
3 [areas/statistical-presentation](https://www.dst.dk/en/Statistik/dokumentation/documentationofstatistics/urban-areas/statistical-presentation)
- 4 40. Statistics Denmark. Immigrants and their descendants. Accessed 25 July, 2023.
5 <https://www.dst.dk/en/Statistik/emner/borgere/befolkning/indvandre-og-efterkommere>
- 6 41. Cragg JG. Some statistical models for limited dependent variables with application to the
7 demand for durable goods. *Econometrica: Journal of the Econometric Society*. 1971;829-844.
- 8 42. Mihaylova B, Briggs A, O'Hagan A, Thompson SG. Review of statistical methods for analysing
9 healthcare resources and costs. *Health economics*. 2011;20(8):897-916.
- 10 43. Griswold M, Parmigiani G, Potosky A, Lipscomb J. Analyzing health care costs: a comparison of
11 statistical methods motivated by Medicare colorectal cancer charges. *Biostatistics*.
12 2004;1(1):1-23.
- 13 44. Anindya K, Ng N, Atun R, et al. Effect of multimorbidity on utilisation and out-of-pocket
14 expenditure in Indonesia: quantile regression analysis. *BMC Health Serv Res*. May 5
15 2021;21(1):427. doi:10.1186/s12913-021-06446-9
- 16 45. Zhao Y, Atun R, Anindya K, et al. Medical costs and out-of-pocket expenditures associated with
17 multimorbidity in China: quantile regression analysis. *BMJ Glob Health*. Feb
18 2021;6(2)doi:10.1136/bmjgh-2020-004042
- 19 46. Anindya K, Ng N, Atun R, et al. Effect of multimorbidity on utilisation and out-of-pocket
20 expenditure in Indonesia: quantile regression analysis. *BMC Health Serv Res*. May 5
21 2021;21(1):427. doi:10.1186/s12913-021-06446-9
- 22 47. Zhao Y, Atun R, Anindya K, et al. Medical costs and out-of-pocket expenditures associated with
23 multimorbidity in China: quantile regression analysis. *BMJ Glob Health*. Feb
24 2021;6(2)doi:10.1136/bmjgh-2020-004042
- 25 48. Tikkanen R, Osborn R, Mossialos E, Djordjevic A, Wharton G. International profiles of health
26 care systems. *The Commonwealth Fund*. 2020;
- 27 49. Squires DA. The US health system in perspective: a comparison of twelve industrialized
28 nations. *Issue Brief (Commonwealth Fund)*. 2011;16:1-14.
- 29 50. Lehnert T, Heider D, Leicht H, et al. Health care utilization and costs of elderly persons with
30 multiple chronic conditions. *Medical Care Research and Review*. 2011;68(4):387-420.
- 31 51. OECD/European Observatory on Health Systems and Policies. Denmark: Country Health Profile
32 2021, State of Health in the EU. OECD Publishing. Accessed 26 July, 2023.
33 <https://www.oecd.org/health/denmark-country-health-profile-2021-2dce8636-en.htm>
- 34 52. Danish Medicines Agency. Generic substitution - questions and answers. Accessed 25 July,
35 2023. [https://laegemiddelstyrelsen.dk/en/reimbursement/prices/medicinal-product-groups-](https://laegemiddelstyrelsen.dk/en/reimbursement/prices/medicinal-product-groups-substitution-groups/generic-substitution-questions-and-answers/)
36 [substitution-groups/generic-substitution-questions-and-answers/](https://laegemiddelstyrelsen.dk/en/reimbursement/prices/medicinal-product-groups-substitution-groups/generic-substitution-questions-and-answers/)
- 37 53. The Association of Danish Pharmacies. Yearbook - Medicines in Denmark. Accessed 25 July,
38 2023. [https://www.apotekerforeningen.dk/publikationer/analyser-og-fakta/aarbog-](https://www.apotekerforeningen.dk/publikationer/analyser-og-fakta/aarbog-laegemidler-i-danmark)
39 [laegemidler-i-danmark](https://www.apotekerforeningen.dk/publikationer/analyser-og-fakta/aarbog-laegemidler-i-danmark)
- 40 54. Vogler S, Gombocz M, Zimmermann N. Tendering for off-patent outpatient medicines: lessons
41 learned from experiences in Belgium, Denmark and the Netherlands. *Journal of*
42 *Pharmaceutical Health Services Research*. 2017;8(3):147-158.
- 43 55. Eurostat. Share of persons aged 15 years or over reporting unmet needs for health care-
44 related services due to financial reasons, by sex, 2019 (%). Accessed 14 August, 2023.
45 [https://ec.europa.eu/eurostat/statistics-](https://ec.europa.eu/eurostat/statistics-explained/index.php?title=File:Share_of_persons_aged_15_years_or_over_reporting_unmet_needs_for_health_care-related_services_due_to_financial_reasons_by_sex_2019_(%25)_Health2022.png)
46 [explained/index.php?title=File:Share of persons aged 15 years or over reporting unmet](https://ec.europa.eu/eurostat/statistics-explained/index.php?title=File:Share_of_persons_aged_15_years_or_over_reporting_unmet_needs_for_health_care-related_services_due_to_financial_reasons_by_sex_2019_(%25)_Health2022.png)
47 [needs for health care-](https://ec.europa.eu/eurostat/statistics-explained/index.php?title=File:Share_of_persons_aged_15_years_or_over_reporting_unmet_needs_for_health_care-related_services_due_to_financial_reasons_by_sex_2019_(%25)_Health2022.png)
48 [related services due to financial reasons, by sex, 2019 \(%25\) Health2022.png](https://ec.europa.eu/eurostat/statistics-explained/index.php?title=File:Share_of_persons_aged_15_years_or_over_reporting_unmet_needs_for_health_care-related_services_due_to_financial_reasons_by_sex_2019_(%25)_Health2022.png)
- 49 56. Maher RL, Hanlon J, Hajjar ER. Clinical consequences of polypharmacy in elderly. *Expert*
50 *opinion on drug safety*. 2014;13(1):57-65.

- 1 57. Goldman DP, Joyce GF, Zheng Y. Prescription drug cost sharing: associations with medication
2 and medical utilization and spending and health. *Jama*. Jul 4 2007;298(1):61-9.
3 doi:10.1001/jama.298.1.61
- 4 58. Causa O, Hermansen M, Ruiz N, Klein C, Smidova Z. *Inequality in Denmark through the looking*
5 *glass*. OECD; 2016.
- 6 59. Rohde C, Højlund M, Gasse C, Hallas J, Köhler-Forsberg O. Free-of-charge dispensing of
7 antipsychotics for schizophrenia in Denmark: Impact on the nationwide prescription registry
8 and redemption of somatic medications. *Basic & Clinical Pharmacology & Toxicology*.
9 2022;131(4):294-300.
- 10 60. Schiøtz ML, Stockmarr A, Høst D, Glümer C, Frølich A. Social disparities in the prevalence of
11 multimorbidity - A register-based population study. *BMC Public Health*. May 10
12 2017;17(1):422. doi:10.1186/s12889-017-4314-8
- 13 61. M DEH, Correll CU, Bobes J, et al. Physical illness in patients with severe mental disorders. I.
14 Prevalence, impact of medications and disparities in health care. *World Psychiatry*. Feb
15 2011;10(1):52-77. doi:10.1002/j.2051-5545.2011.tb00014.x
- 16 62. Laeger.dk. Overenskomst om almen praksis (OK22). Accessed 14 August, 2023.
17 [https://www.laeger.dk/foreninger/plo/overenskomsten-og-aftaler/overenskomst-om-almen-](https://www.laeger.dk/foreninger/plo/overenskomsten-og-aftaler/overenskomst-om-almen-praksis-ok22/)
18 [praksis-ok22/](https://www.laeger.dk/foreninger/plo/overenskomsten-og-aftaler/overenskomst-om-almen-praksis-ok22/)
- 19 63. Overblikskonsultation Institut for Folkesundhedsvidenskab. Materiale til praksis. Accessed 14
20 August, 2023. <https://overblikskonsultation.ku.dk/materiale/>
- 21 64. Wallace E, Salisbury C, Guthrie B, Lewis C, Fahey T, Smith SM. Managing patients with
22 multimorbidity in primary care. *BMJ*. 2015;350:h176.
- 23 65. Hunter WG, Hesson A, Davis JK, et al. Patient-physician discussions about costs: definitions
24 and impact on cost conversation incidence estimates. *BMC Health Serv Res*. Mar 31
25 2016;16:108. doi:10.1186/s12913-016-1353-2
- 26 66. Ubel PA, Abernethy AP, Zafar SY. Full disclosure--out-of-pocket costs as side effects. *N Engl J*
27 *Med*. Oct 17 2013;369(16):1484-6. doi:10.1056/NEJMp1306826
- 28 67. Piette JD, Heisler M, Krein S, Kerr EA. The role of patient-physician trust in moderating
29 medication nonadherence due to cost pressures. *Arch Intern Med*. Aug 8-22
30 2005;165(15):1749-55. doi:10.1001/archinte.165.15.1749
- 31 68. Paust A, Lau SR, Bro F, Prior A, Mygind A. Temporal capital and unaligned times as inequality
32 mechanisms: A case study of chronic care in general practice. *Soc Sci Med*. Oct 20
33 2023;338:116337. doi:10.1016/j.socscimed.2023.116337
- 34 69. Jokanovic N, Tan EC, Sudhakaran S, et al. Pharmacist-led medication review in community
35 settings: An overview of systematic reviews. *Res Social Adm Pharm*. Jul-Aug 2017;13(4):661-
36 685. doi:10.1016/j.sapharm.2016.08.005
- 37 70. Dalin DA, Vermehren C, Jensen AK, Unkerskov J, Andersen JT. Systematic Medication Review
38 in General Practice by an Interdisciplinary Team: A thorough but Laborious Method to Address
39 Polypharmacy among Elderly Patients. *Pharmacy (Basel)*. Mar 31
40 2020;8(2)doi:10.3390/pharmacy8020057
- 41 71. Croke A, Moriarty F, Boland F, et al. Integrating clinical pharmacists within general practice:
42 protocol for a pilot cluster randomised controlled trial. *BMJ Open*. Mar 22
43 2021;11(3):e041541. doi:10.1136/bmjopen-2020-041541
- 44 72. Soendergaard B, Kirkeby B, Dinsen C, Herborg H, Kjellberg J, Staehr P. Drug-related problems
45 in general practice: results from a development project in Denmark. *Pharmacy world and*
46 *science*. 2006;28:61-64.
- 47 73. Hansen RN, Nørgaard LS, Hedegaard U, et al. Integration of and visions for community
48 pharmacy in primary health care in Denmark. *Pharm Pract (Granada)*. Jan-Mar
49 2021;19(1):2212. doi:10.18549/PharmPract.2021.1.2212
- 50 74. OECD. *Financial hardship and out-of-pocket expenditure*. 2019.

- 1 75. Valdez RB, Kahn J, Graves Jr JL, et al. *Mapping" race": Critical approaches to health disparities*
2 *research*. Rutgers University Press; 2013.
- 3 76. Ries N, Mansfield E, Sanson-Fisher R. Planning Ahead for Dementia Research Participation:
4 Insights from a Survey of Older Australians and Implications for Ethics, Law and Practice.
5 *Journal of Bioethical Inquiry*. 2019/09/01 2019;16(3):415-429. doi:10.1007/s11673-019-09929-
6 x
- 7 77. Prior A. Psychological Stress and Multimorbidity in General Practice. Accessed 02 December,
8 2020.
9 https://feap.au.dk/fileadmin/user_upload/Psychological_stress_and_multimorbidity_in_gene
10 [ral_practice_uden_artikler_.pdf](https://feap.au.dk/fileadmin/user_upload/Psychological_stress_and_multimorbidity_in_gene)
- 11 78. Karlsson P, Nakitanda AO, Löfling L, Cesta CE. Patterns of prescription dispensation and over-
12 the-counter medication sales in Sweden during the COVID-19 pandemic. *PLoS One*.
13 2021;16(8):e0253944. doi:10.1371/journal.pone.0253944
- 14 79. danmark sygeforsikring. Find your group. Accessed 25 September, 2023.
15 <https://www.sygeforsikring.dk/grupper>
- 16 80. Kvist J. ESPN Thematic Report on Inequalities in access to healthcare Denmark. Accessed 17
17 October, 2023.
18 [https://ec.europa.eu/social/BlobServlet?docId=20369&langId=en#:~:text=Denmark%20has%20a%20universal%2C%20tax,%2D28%20average%20\(3.2%25\)](https://ec.europa.eu/social/BlobServlet?docId=20369&langId=en#:~:text=Denmark%20has%20a%20universal%2C%20tax,%2D28%20average%20(3.2%25)).
19

20

It is made available under a [CC-BY 4.0 International license](https://creativecommons.org/licenses/by/4.0/).

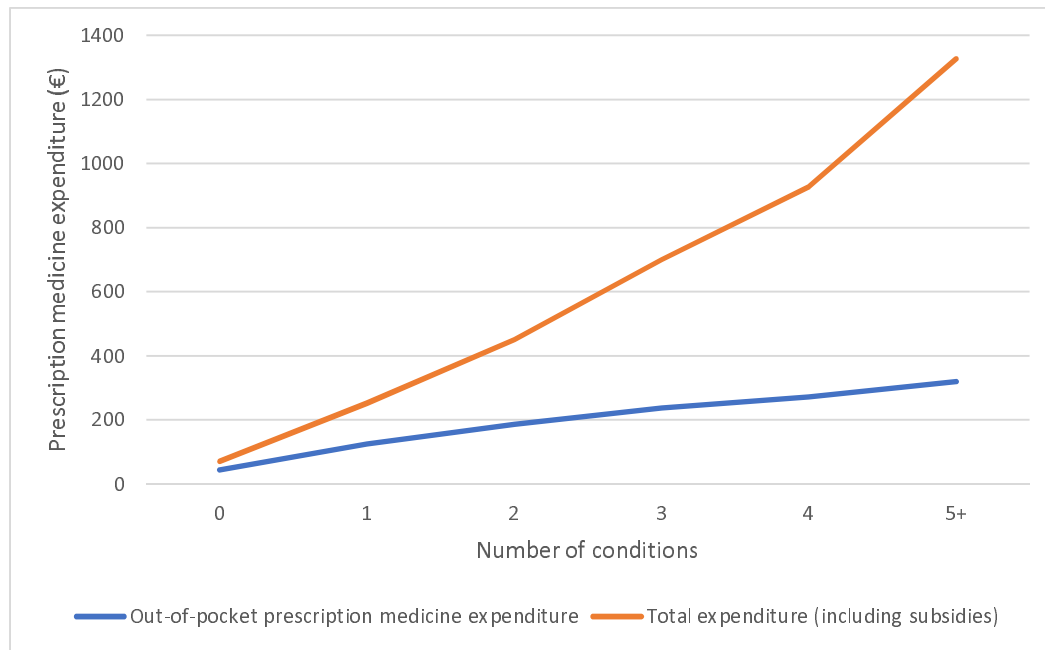


Figure 1. Out-of-pocket prescription medicine expenditure and subsidies by number of conditions

It is made available under a [CC-BY 4.0 International license](https://creativecommons.org/licenses/by/4.0/) .

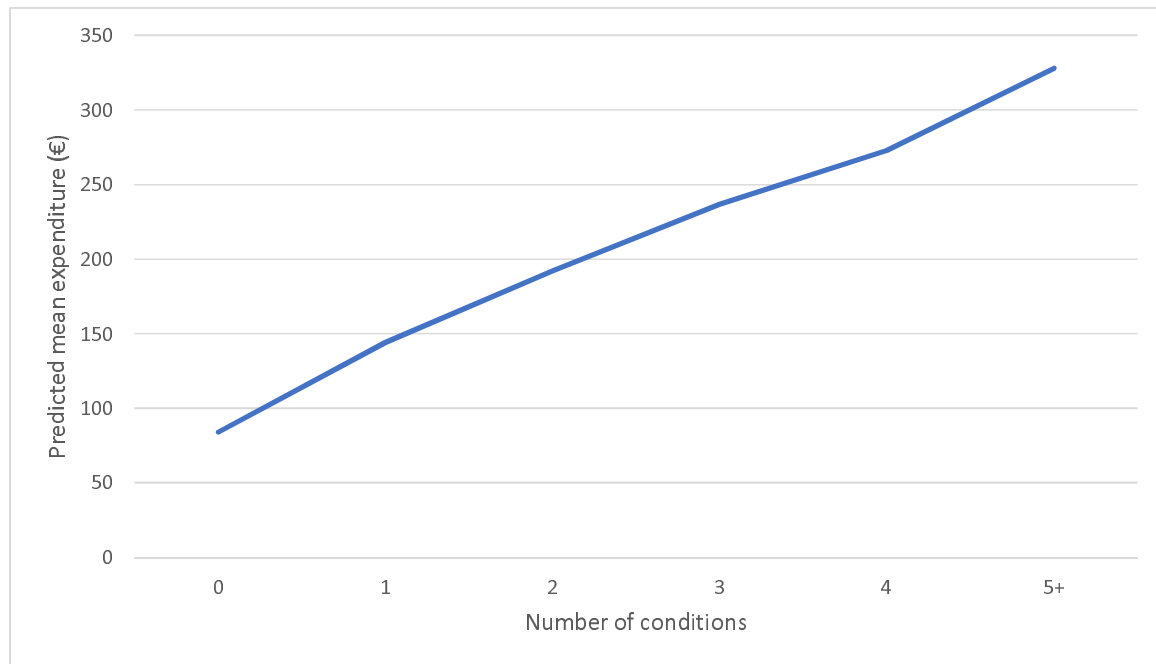


Figure 2. Predicted out-of-pocket prescription medicine expenditure for spenders

It is made available under a [CC-BY 4.0 International license](https://creativecommons.org/licenses/by/4.0/) .

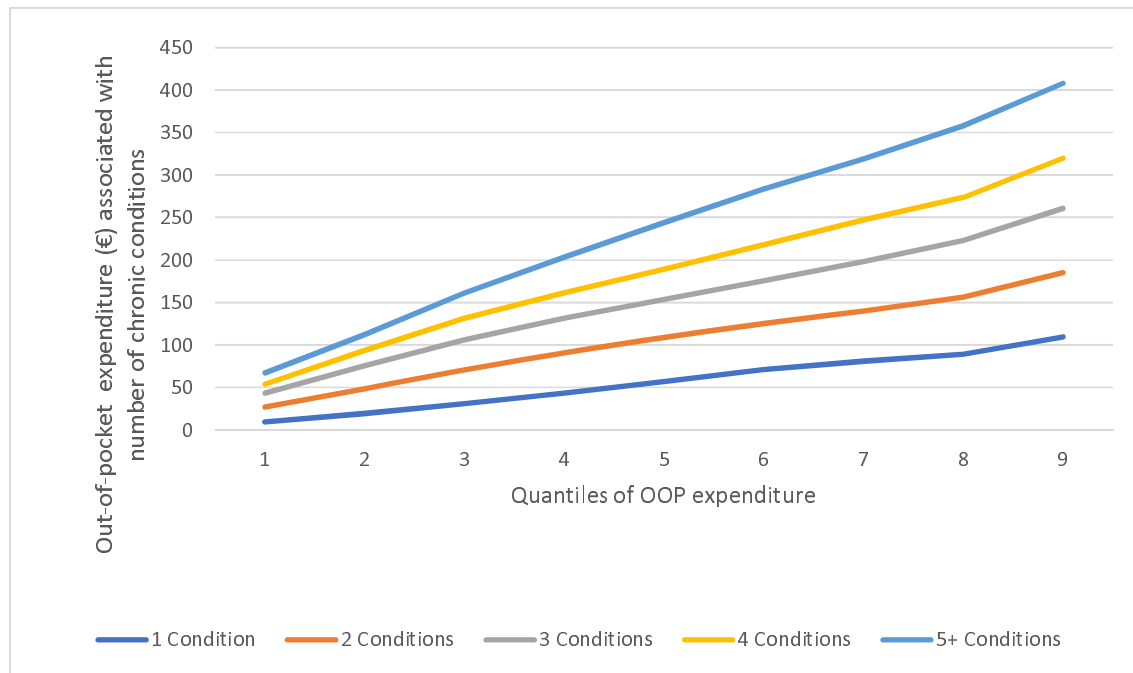


Figure 3. Quantile regression coefficients for effect of number of conditions on out-of-pocket (OOP) prescription medicine expenditure.