

Barriers and Facilitators to Equitable Implementation of Long-Acting ART for Adolescents and Youth with HIV in Low- and Middle-Income Settings

Short title: Barriers and Facilitators to Long-Acting ART for Adolescents in LMICs

Nadia A. Sam-Agudu ^{1,2,3 §}; Chibueze Adirieje ¹; Allison L. Agwu ^{4,5}; Natella Rakhmanina ^{6,7,8}.

- 1 International Research Center of Excellence, Institute of Human Virology Nigeria, Abuja, Nigeria
- 2 Department of Paediatrics and Child Health, School of Medical Sciences, University of Cape Coast, Cape Coast, Ghana
- 3 Global Pediatrics Program and Division of Infectious Diseases, Department of Pediatrics, University of Minnesota Medical School, Minneapolis, MN, USA
- 4 Division of Infectious Diseases, Department of Pediatrics, Johns Hopkins University School of Medicine, Baltimore, MD, USA
- 5 Division of Infectious Diseases, Department of Medicine, Johns Hopkins University School of Medicine, Baltimore, MD, USA
- 6 Division of Infectious Diseases, Children's National Hospital, Washington DC, USA
- 7 School of Medicine and Health Sciences, The George Washington University, Washington DC, USA
- 8 Elizabeth Glaser Pediatric AIDS Foundation, Washington DC, USA.

§Corresponding author: Dr. Nadia Sam-Agudu, Institute of Human Virology Nigeria, Plot 62 Emeritus Umaru Shehu Way, Cadastral Zone COO, Abuja, Nigeria.
Telephone: +234 9461 0342 Email: nsamagudu@ihvnigeria.org

E-mail addresses of authors:

NASA: nsamagudu@ihvnigeria.org

CA: cadirieje@ihvnigeria.org

ALA: ageorg10@jhmi.edu

NR: NRakhman@childrensnational.org

Keywords: Adolescent, HIV, adherence, antiretroviral therapy, Africa

Word count: Abstract: 299/300 Main text: 2,977

1 **ABSTRACT**

2 Recent approvals of long-acting (LA) antiretroviral treatment (ART) support an innovative
3 alternative to daily oral pills that can improve adherence and treatment outcomes among
4 adolescents and youth (AY) with HIV. We solicited stakeholder feedback on the implementation
5 of LA ART for AY in low-and middle-income countries (LMICs) through a consensus-building forum
6 at the 2022 International Workshop on HIV and Adolescence.

7 We used the nominal group technique to generate, record, discuss, vote on, and rank perceived
8 barriers and facilitators to implementing LA ART for AY. All in-person attendees were invited to
9 participate and were assigned to six groups, each representing an intentional mix of AY, clinicians,
10 researchers, program implementers and policymakers. We collected self-reported de-identified
11 demographics and group rankings of barriers and facilitators. Responses were coded and
12 categorized using the social-ecological model's five levels of influence.

13
14 137 Workshop delegates (67.9% male, 27.7% female; 0.7% non-binary and 46.7% less than 35
15 years old) participated in the group discussions. A large proportion of participants (51.9%)
16 reported working in public health/program implementation. Most participants (88.4%) were
17 from and/or worked in the African region. We identified 55 barriers and 48 facilitators of LA ART
18 implementation and ranked them in social-ecological model categories of public policy,
19 community, institutional/organizational, interpersonal, and individual levels. The highest
20 number of ranked barriers was at the institutional/organizational level. The themes of "equitable
21 access" and "choices of ART" were cross-cutting across individual and interpersonal levels. Other
22 cross-cutting themes were "cost of LA ART" and "need for funding and sustainability of LA ART
23 programs". Proposed facilitators addressed identified barriers at each social-ecological level of
24 influence and emphasized peer engagement.

25
26 Our nominal groups identified key barriers and proposed facilitators at five different social
27 ecological levels, which can inform implementation science-guided design and equitable
28 implementation of youth centered LA ART in LMICs and globally.

29 INTRODUCTION

30 The last decade has seen an improvement in the trend of adolescent AIDS-related mortality [1].
31 However, there continues to be a disproportionately high rate of adolescent AIDS-related deaths
32 in high-burden African countries (9.92 per 100,000) where ~80% of adolescents with HIV reside,
33 vs globally (2.3 per 100,000) [2]. This disproportionately high HIV-related morbidity and mortality
34 has been ascribed to inadequate access to treatment, low treatment adherence and health
35 services poorly responsive to adolescent needs in Africa [3]. Adolescents and youth (AY) with HIV
36 face many challenges in adherence to daily oral antiretroviral treatment (ART) and have some of
37 the worst treatment outcomes compared to other age groups of people with HIV [4, 5]. To
38 achieve the UNAIDS 95-95-95 goals, adolescents need access to a variety of ART modalities in
39 addition to adherence and retention interventions delivered via innovative, adolescent-
40 responsive strategies [6-9].

41
42 Recently approved long-acting (LA) ART for HIV treatment in adolescents and adults represent an
43 attractive alternative to daily oral pills in HIV treatment. These approvals open up opportunities
44 for an innovative biomedical intervention to improve ART adherence and treatment outcomes
45 among AY in low- and middle-income countries (LMICs) [10]. Current options for LA ART comprise
46 several therapeutic choices: a full regimen combination of an integrase strand transfer inhibitor
47 cabotegravir (CAB) and a non-nucleoside reverse transcriptase inhibitor rilpivirine (RPV)
48 (administered as two intramuscular injections every one to two months with optional oral lead
49 in) [11], monoclonal antibody ibalizumab-uiyk (administered as an intravenous infusion or push
50 every two weeks) [12], and a capsid inhibitor lenacapavir (administered as a subcutaneous
51 injection every six months) [13] to be used in combination with other antiretroviral drugs. A study
52 of 303 AY age 13-24 years showed high AY interest in LA ART, with highest interest among those
53 with elevated viral loads [14]. Based on interim data from the IMPAACT MOCHA adolescent study
54 (ClinicalTrials.gov #NCT03497676), LA CAB/RPV ART has been approved by the United States (US)
55 Food and Drug Administration since March 2022 for use among virologically suppressed
56 adolescents and adults ≥ 12 years old weighing ≥ 35 kg and without CAB/RPV drug resistance [11].
57 Additional data on safety, acceptability, tolerability, and pharmacokinetics are anticipated for

58 adolescents 12-17 years from MOCHA in the US, South Africa, Botswana, Puerto Rico, Uganda,
59 and Thailand. Phase III studies among adults with HIV in the USA, Spain, Australia and in seven
60 high-burden African countries demonstrated sustained viral suppression and high acceptance of
61 LA CAB/RPV ART [15-19].

62
63 Given its injectable mode of administration and favorable dosing schedule, LA CAB/RPV could
64 become an important option for sustained ART among AY in LMICs [20-25]. Early implementation
65 experience in high-income countries [26-29] can inform some of the programming in LMICs,
66 however, timely stakeholder engagement in LMICs is crucially important to achieve global
67 success in introducing and scaling up this new treatment modality, especially among AY.

68
69 A few studies emerging from LMICs are evaluating preferences for, and acceptability of future LA
70 ART among adolescents and youth [30], heralding the timeliness of engaging adolescents and
71 other stakeholders in decision-making regarding this new treatment modality. We aimed to elicit
72 facilitators and barriers to the implementation of LA ART for adolescents and young people with
73 HIV in LMIC settings through a consensus-building forum conducted at the 2022 International
74 Workshop on HIV and Adolescence.

75

76 **METHODS**

77 This consensus-building forum was conducted during the in-person International Workshop on
78 HIV and Adolescence held in Cape Town, South Africa on 5th and 6th October 2022 [31]. To address
79 our objective, we adopted the nominal group technique, a structured small group discussion that
80 aims to reach consensus on an issue among stakeholders [32, 33]. This technique combines both
81 qualitative and quantitative methods and is designed to minimize domination of the discussion
82 by individual participants, for example those with more social, economic, or academic power.
83 The nominal group process has four main steps: generate ideas, record the ideas, discuss the
84 ideas, and vote on the ideas to rank them [32] (Fig. 1). A moderator poses a question or questions
85 to participants, who are then asked to prioritize responses given by all group members using
86 numerical rankings. The group needs to come to a consensus on the ranked responses before the

87 responses are finalized. All rapporteurs, selected by the groups, were invited to present a
88 summary of their group's final consensus on the discussion questions to all Workshop attendees
89 in a plenary session. The nominal group discussions were held during a 60-minute session on
90 Day 2 of the Workshop.

91

92 **[Figure 1. Process of the nominal group technique for reaching consensus among**
93 **stakeholders]**

94

95 **Workshop Delegate Recruitment**

96 A total of 263 registered delegates attended the Workshop, all of whom were invited to
97 participate in the forum. Prior to the nominal group discussions, there were three brief
98 presentations totaling 20 minutes: first presentation by author AA reviewed experiences and
99 data from the US on adolescent preferences for LA ART; NR described practical experiences in
100 administering LA ART to adolescents and young adults with HIV; and NASA explained the nominal
101 group process to all attendees, informing them of the intent to write a report and requesting
102 their voluntary participation. Workshop delegates who proceeded to participate in the group
103 discussion after this point were considered to have provided consent. After these three
104 presentations, an opportunity was given for attendees to ask any clarifying questions. Of note,
105 there were two plenary Day 1 presentations on HIV prevention and treatment for AY which had
106 included information on LA antiretrovirals [31].

107 **Data Collection**

108 Workshop delegates were assigned to six groups, each representing an intentionally diverse mix
109 of youth, clinicians, researchers, program implementers and policymakers. Group assignments
110 were based on participants' self-identification of their role or job description during Workshop
111 registration. Two moderators were assigned per group: a youth implementer or advocate and a
112 senior researcher, implementer, or clinician with expertise in adolescent HIV. Each group
113 nominated a rapporteur to document group member responses and rankings for questions posed
114 by the moderators. Group discussions were conducted for approximately 40 minutes. A standard
115 form was used to collect self-reported de-identified demographic data from each participant,

116 including region and country of work and/or residence, gender, age range, and area of focus for
117 their work. Participants were instructed (verbally and in writing) not to write any identifying
118 information on their individual forms. Moderators used a second, separate standard form to
119 document group responses and rankings related to the study questions. There were no pictures
120 taken, nor video or audio recordings; all data collected were exclusively hand-written on standard
121 hard-copy forms and subsequently transferred to an Excel sheet for analysis.

122

123 The key questions posed to participants for group discussion were:

- 124 • *What are the barriers to implementing (rolling out) long-acting ART for adolescents and*
125 *young adults in your country or region? Write down all barriers, then rank the top three.*
- 126 • *What are the facilitators, or potential solutions in addressing gaps to implement (roll*
127 *out) long-acting ART for adolescents and young adults in your country or region? Write*
128 *down all the facilitators/potential solutions, then rank the top three.*

129

130 **Data Analysis**

131 Demographic data were analyzed by descriptive statistics. Nominal group technique responses
132 and rankings regarding barriers and facilitators to the implementation of LA ART were coded and
133 categorized using the social-ecological model. This model considers the different levels of
134 influence on the adoption, uptake or implementation of a health behavior and/or intervention
135 [34]. The five levels of influence applied to this analysis were: individual (regarding the adolescent
136 with HIV); interpersonal (family, friends, and social networks of the adolescent);
137 institutional/organizational (health facilities, schools, religious centers, workplaces); community
138 (culture, informal or formal social norms, and community as a place of residence); and health-
139 related policy (national, state, and other local laws). Group responses were also coded and
140 categorized according to cross-cutting issues at two or more of the social-ecological levels. The
141 four-member analysis team (NASA, CA, ALA and NR) coded and categorized the nominal group
142 technique data independently; individual analyses were then merged and discussed as a team.
143 Any conflicting or outlying areas of analysis were voted on for consensus.

144

145 **Ethical Considerations**

146 Ethical oversight was waived by the University of Maryland Baltimore, given that participants
147 were discussing questions posed at a public forum during a scientific workshop and that
148 demographic data were voluntarily self-reported without any personal identifiers. Delegates had
149 the option not to participate if they did not wish to do so. As this session was listed as part of the
150 conference agenda that was published in advance, any minors under 18 years were to be
151 included for participation if they had registered for and were attending the workshop in person.
152 The findings of this forum are being disseminated as a conference report.

153

154 **RESULTS**

155 A total of 137 Workshop delegates (52.1% of the 263 in-person attendees) participated in the
156 nominal group discussions, of whom 93 (67.9%) self-reported as male, 38 (27.7%) as female, and
157 1 (0.7%) as non-binary (Table 1). With respect to age, 11 (8.0%) participants reported being 20-
158 24 years old, 53 (38.7%) were 25-34 years old, and 68 (49.6%) were ≥35 years old; there were no
159 participants <20 years old. In terms of profession or roles, the largest proportion of participants
160 (49.6%) reported working in public health or program implementation.

161

162 **Table 1. Demographic Profile of Participants in Nominal Groups, N=137**

Characteristic	n	%
Gender		
Male	93	67.9
Female	38	27.7
Transgender/Non-binary	1	0.7
Undisclosed	5	3.6
Age Group (years)		
10-19	0	0.0
20-24	11	8.0
25-34	53	38.7
≥35	68	49.6
Undisclosed	5	3.6
Profession/Practice		
Public Health/Program Implementation ^a	68	49.6
Research ^a	49	35.8

Public Health/Program Implementation and Research	6	4.4
Public Health/Program Implementation and Policy	2	1.5
Research and Policy	1	0.7
Policy only	3	2.2
Activist ^b	11	8.0
Other ^c	7	5.1
Undisclosed	6	4.4

163 ^a Includes all participants who indicated this exclusively or in combination with another occupation (may add up to
164 >100%)

165 ^b Includes 1 participant engaged in both Activism and Research

166 ^c Includes Advocacy (1), Clinician (1), Clinical psychologist (1), Industry (2), Pharmaceutical (1), and Marketing (1)

167

168 In terms of region of primary residence and/or work, most participants (88.4%) were from,
169 and/or worked in the African region, followed by North America (8.2%) and Europe (1.4%) (Figure
170 2). Four percent of all participants reported living and working in both Africa and North America.

171

172

173 **[Figure 2. Region of primary residence and/or work among participants based on responses.**

174 **Pie chart shows regional representation at the Workshop; some participants lived or worked in
175 more than one region, with each recorded separately. There were no participants from
176 Oceania.]*

177

178 At country level, South Africa had the most representation (57%) among all participants, which
179 is expected given that the conference was held in Cape Town. Eswatini (6.3%), Namibia (5.5%),
180 Zimbabwe (4.7%), Kenya (3.9%) and Uganda (3.9%) rounded up the top six African countries by
181 participant representation (Figure 3). Among the six non-African countries reported, the USA
182 was represented by nine (60%) of 15 participants, two for the United Kingdom (13.3%), and one
183 each (6.7%) for Haiti, Malaysia, France, and Switzerland (not displayed).

184

185 **[Figure 3. Country of primary residence and/or work among participants living and/or
186 working in Africa. "Other" refers to countries that each represent 1-2% of responses provided
187 (Botswana, Burundi, Cameroon, DR Congo, Ethiopia, Mozambique, Rwanda, Senegal, Somalia
188 and Tanzania).]**

189

190 **Consensus on LA ART for Adolescents and Youth**

191 A total of 55 barriers and 48 facilitators relevant to LA ART implementation were provided by the
192 groups (Supporting Information, Appendix 1). The data were collated, and then merged to
193 harmonize similar concepts. All barriers and facilitators were then sorted according to the five
194 levels of the social-ecological model, in addition to a cross-cutting category.

195 The top three ranked barriers and facilitators from each group were extracted, collated, and
196 sorted according to the social-ecological model (Figure 4). These collated factors were listed in
197 order of priority, according to the number of times they were listed in individual group rankings
198 across the six groups.

199 **[Figure 4. Top-ranked barriers and facilitators to implementing LA ART for adolescents and**
200 **youth.** *There are less than or more than three factors at some social-ecological barrier or*
201 *facilitator levels, because between zero and 18 responses (the top three for each of the six groups)*
202 *were ranked. To minimize analytical bias, group responses were not requested by social ecological*
203 *level. “Cost of LA ART/procurement challenges” was listed in the top three barriers for all six*
204 *groups.]*
205

206 The highest ranked *public policy* barriers included delayed approval, and challenges with
207 procurement, availability, and centralized distribution of LA ART on a national level. To mitigate
208 these barriers, the groups prioritized several strategies including clear national and World Health
209 Organization (WHO) recommendations on the use of LA ART, patent-free in-country production,
210 use of generic or subsidized reduced-cost CAB/RPV, and decentralization of LA ART procurement
211 and delivery services. Further supportive public policy strategies proposed included close
212 monitoring and evaluation of treatment outcomes and applying lessons learned from testing and
213 immunization campaigns in the COVID-19 pandemic response.

214
215 Prominent barriers at the *community level* included negative cultural norms and beliefs around
216 injections, and the use/promotion of local traditional medicines instead of ART for HIV treatment.
217 To address this challenge, groups highlighted the need for early community awareness and
218 engagement, education and support, participation and advocacy, and importantly,
219 decentralization of LA ART within the community.

220

221 The highest number of ranked barriers was at the *institutional/organizational* level (Fig. 4) and
222 included a lack of confident and competent personnel to administer injections and track and
223 support AY on ART. In addition, the complex logistics of drug storage and delivery and expected
224 increased clinic visit burden were cited as barriers affecting healthcare providers and facilities.
225 The proposed solutions included trainings, development of standard operating procedures,
226 integration of LA ART within oral ART programs and other medical services and optimized secured
227 procurement and transportation of the LA drugs.

228

229 Misinformation, misconceptions, and myths about LA ART were prominent barriers at the
230 *interpersonal* and *individual* levels. Participants emphasized youth participation and advocacy,
231 and engaging peer advocates for service delivery using intensive case management models. The
232 themes of “equitable access” and “choices of ART” were cross-cutting in the individual and
233 interpersonal levels for all six groups. Other cross-cutting themes were high cost of LA ART, and
234 the need for funding and sustainability of LA ART programs once established.

235

236 **DISCUSSION**

237 We report consensus findings on the implementation of LA ART among adolescents and youth
238 with HIV from a large group of stakeholders (nearly 50% less than 35 years old) attending an
239 international workshop on HIV in young people. A major strength of this report is that
240 participants include youth advocates and multidisciplinary frontline programmatic and research
241 staff working with these populations across multiple LMICs, including in Africa where the HIV
242 epidemic is disproportionately occurring. Our nominal group technique and analysis identified
243 key barriers at five different social ecological levels. We synthesized these barriers and the
244 proposed tangible solutions and strategies for consideration when designing youth centered LA
245 ART programs, especially those relevant for African countries.

246

247 Along the five social ecological levels, several recurrent themes emerged relating to barriers and
248 facilitators. Not surprisingly and in accordance with published multi-country analysis on

249 considerations for the rollout of novel ART [35], the highest number of ranked barriers in our
250 analysis was at the institutional/organizational level. These barriers included the need for a
251 competent workforce and confident healthcare workers, increased number patients at clinic
252 visits, changes in clinic flow and patient follow-up protocols, and multiple logistics of cold-chain
253 storage of LA CAB/RPV and disposal of supplies. These barriers align and resonate with the body
254 of evidence on the ongoing need for multi-level health system strengthening and investment into
255 human resources [36]. Based on participants' feedback and suggested pathways for LA ART
256 implementation, we argue that integration of LA ART into existing ART programs provides a
257 unique opportunity to update and optimize HIV-related trainings, standard operating
258 procedures, patient outcomes monitoring and intensified focus on quality of care in clinical
259 settings [36, 37].

260

261 Reminiscent of recent experiences with COVID-19 vaccines [38, 39], misinformation and
262 misconceptions about LA ART within communities and among AY were perceived as prominent
263 barriers at interpersonal and individual levels. Lack of attention to interpersonal and social
264 dynamics limits our understanding of the effective strategies needed to expand and scale up ART
265 access, for example in high HIV burden African countries [40]. As suggested by Myburgh et al., it
266 is not enough to place predominant focus on health system infrastructure when expanding ART
267 access; innovative individual and interpersonal-level strategies are additionally required to
268 “increase the number of clients on ART while sustaining current processes to retain all in care”
269 [40]. Based on the individual and interpersonal level solutions provided by our participants,
270 providing transparent and accurate information, addressing myths and misperceptions,
271 optimizing peer education, engagement, and advocacy, and reducing/eliminating stigma will all
272 be crucially important for successful LA ART roll out for AY. These barrier-focused solutions are
273 consistent with the principles of differentiated service delivery and high quality of care in HIV
274 programs as described by the WHO [37, 41].

275

276 The public policy barriers and solutions described highlight the need for clear global and national
277 guidance on the use of LA ART and facilitated access to patent-free generic or subsidized LA

278 CAB/RPV formulations through decentralized mechanisms. These solutions depend on
279 affordability of LA ART formulations and equitable access in LMICs, similar to what has been
280 negotiated and achieved for LA CAB pre-exposure prophylaxis (PrEP) [42, 43]. As with LA CAB
281 PrEP [44], cost should not be allowed to derail the scale up of new ART modalities and their
282 availability to eligible patients, including AY, for whom they hold promise to improve adherence
283 and treatment outcomes [21].

284

285 Our consensus findings provide valuable information for implementation science-guided roll-out
286 of LA ART for AY in LMICs. Participants identified and ranked barriers and facilitators across
287 individual, interpersonal, institutional, community and public policy domains. The results and
288 analysis are extremely useful for identifying, selecting and developing highly relevant
289 implementation strategies to minimize barriers and enhance facilitators across multiple social-
290 ecological levels. In addressing the determinants (barriers and facilitators) of successful
291 implementation, implementation strategies facilitate desired implementation outcomes, which,
292 for AY-targeted LA ART, would include Acceptability among AY and other key stakeholders,
293 Uptake among AY, Adoption by healthcare systems and providers, Feasibility, Fidelity, Costs, and
294 Sustainment/Sustainability [45, 46].

295

296 Our report is not without limitations. For a forum on adolescent HIV, there were no participants
297 aged 10-19 years: <10% were 20-24 years old, and less than a third of participants were female.
298 Adolescent girls and young women carry a disproportionately high burden of HIV in African
299 countries and LMICs and bear a significant responsibility in preventing perinatal HIV transmission
300 [47]; they were, unfortunately, under-represented in this forum. However, overall, nearly half of
301 our participants were aged <35 years. Furthermore, we assigned youth moderators and
302 participants to each group to amplify the voices of AY participants. Despite these limitations, to
303 date, this is the largest stakeholder consultation on youth focused implementation of LA ART in
304 LMICs that has been conducted shortly after the approval and roll out of this ART modality for AY
305 in resource-rich settings.

306

307 **Conclusions**

308 LA ART presents an attractive alternative to daily oral treatment for HIV, especially for
309 adolescents and youth with adherence issues. Our stakeholder consensus findings come at a time
310 when most LMICs, including high burden African countries, are still at the pre- or early
311 implementation stage of LA ART for any population; even high-income countries with LA ART
312 approval are reporting implementation challenges with logistics and uptake [48]. Guided by
313 lessons learned from consultations such as we have described, implementation of LA ART for AY
314 will allow HIV programs to enhance community engagement, strengthen AY focused health
315 services, negotiate affordable costs, and invest in quality and sustainable logistics and supply
316 chains. We now have a window of opportunity for implementation science-guided approaches
317 and early and meaningful engagement with AY and other key stakeholders to achieve equitable
318 LA ART implementation for current and future generations.

319

320 **ACKNOWLEDGEMENTS**

321 The authors would like to thank Academic Medical Education and the Organizing and Scientific
322 Committees of the 2022 International Workshop on HIV and Adolescence for their enabling
323 support. We extend our appreciation to the moderators and to the Workshop delegates who
324 participated in the nominal group sessions and shared their opinions and experiences.

325

326 REFERENCES

- 327 1. Slogrove AL, Sohn AH. The global epidemiology of adolescents living with HIV: time for more
328 granular data to improve adolescent health outcomes. *Curr Opin HIV AIDS*. 2018;13(3):170-8.
- 329 2. UNICEF. UNICEF Data: Adolescent HIV Treatment 2021 [Available from:
330 <https://data.unicef.org/topic/hivaids/adolescent-hiv-treatment/>].
- 331 3. Ammon N, Mason S, Corkery JM. Factors impacting antiretroviral therapy adherence among
332 human immunodeficiency virus-positive adolescents in Sub-Saharan Africa: a systematic review. *Public*
333 *health*. 2018;157:20-31.
- 334 4. Frescura L, Godfrey-Faussett P, Feizzadeh AA, El-Sadr W, Syarif O, Ghys PD. Achieving the 95 95
335 95 targets for all: A pathway to ending AIDS. *PLoS one*. 2022;17(8):e0272405.
- 336 5. Zhou S, Cluver L, Shenderovich Y, Toska E. Uncovering ART adherence inconsistencies: An
337 assessment of sustained adherence among adolescents in South Africa. *Journal of the International AIDS*
338 *Society*. 2021;24(10):e25832.
- 339 6. Daltro ACB, Almeida CS, Unfried AGC, de Aquino TR, Travassos A. Virological failure and adherence
340 to antiretroviral therapy in adolescents and young adults living with human immunodeficiency virus.
341 *Tropical medicine & international health : TM & IH*. 2023;28(3):162-74.
- 342 7. Ridgeway K, Dulli LS, Murray KR, Silverstein H, Dal Santo L, Olsen P, et al. Interventions to improve
343 antiretroviral therapy adherence among adolescents in low- and middle-income countries: A systematic
344 review of the literature. *PLoS one*. 2018;13(1):e0189770.
- 345 8. Chem ED, Ferry A, Seeley J, Weiss HA, Simms V. Health-related needs reported by adolescents
346 living with HIV and receiving antiretroviral therapy in sub-Saharan Africa: a systematic literature review.
347 *Journal of the International AIDS Society*. 2022;25(8):e25921.
- 348 9. UNAIDS. Understanding Fast Track: Accelerating Action to End the AIDS Epidemic by 2030 2015
349 [Available from:
350 [https://www.unaids.org/sites/default/files/media_asset/201506_JC2743_Understanding_FastTrack_en.](https://www.unaids.org/sites/default/files/media_asset/201506_JC2743_Understanding_FastTrack_en.pdf)
351 [pdf](https://www.unaids.org/sites/default/files/media_asset/201506_JC2743_Understanding_FastTrack_en.pdf)].
- 352 10. Venkatesan P. Long-acting injectable ART for HIV: a (cautious) step forward. *Lancet Microbe*.
353 2022;3(2):e94.
- 354 11. US Food and Drug Administration. CABENUVA [package insert] 2022 [Available from:
355 https://www.accessdata.fda.gov/drugsatfda_docs/label/2022/212888s005s006lbl.pdf].
- 356 12. US Food and Drug Administration. Trogarzo (ibalizumab-uiyk) [package insert] 2020 [Available
357 from: https://www.accessdata.fda.gov/drugsatfda_docs/label/2020/761065s008lbl.pdf].
- 358 13. US Food and Drug Administration. SUNLENCA [package insert] 2022 [Available from:
359 https://www.accessdata.fda.gov/drugsatfda_docs/label/2022/215973s000lbl.pdf].
- 360 14. Weld ED, Rana MS, Dallas RH, Camacho-Gonzalez AF, Ryscavage P, Gaur AH, et al. Interest of
361 Youth Living With HIV in Long-Acting Antiretrovirals. *Journal of acquired immune deficiency syndromes*.
362 2019;80(2):190-7.
- 363 15. Orkin C, Oka S, Philibert P, Brinson C, Bassa A, Gusev D, et al. Long-acting cabotegravir plus
364 rilpivirine for treatment in adults with HIV-1 infection: 96-week results of the randomised, open-label,
365 phase 3 FLAIR study. *The lancet HIV*. 2021;8(4):e185-e96.
- 366 16. Orkin C, Bernal Morell E, Tan DHS, Katner H, Stellbrink HJ, Belonosova E, et al. Initiation of long-
367 acting cabotegravir plus rilpivirine as direct-to-injection or with an oral lead-in in adults with HIV-1
368 infection: week 124 results of the open-label phase 3 FLAIR study. *The lancet HIV*. 2021;8(11):e668-e78.
- 369 17. Swindells S, Lutz T, Van Zyl L, Porteiro N, Stoll M, Mitha E, et al. Week 96 extension results of a
370 Phase 3 study evaluating long-acting cabotegravir with rilpivirine for HIV-1 treatment. *AIDS (London,*
371 *England)*. 2022;36(2):185-94.

- 372 18. Bares SH, Scarsi KK. A new paradigm for antiretroviral delivery: long-acting cabotegravir and
373 rilpivirine for the treatment and prevention of HIV. *Curr Opin HIV AIDS*. 2022;17(1):22-31.
- 374 19. Taki E, Soleimani F, Asadi A, Ghahramanpour H, Namvar A, Heidary M. Cabotegravir/Rilpivirine:
375 the last FDA-approved drug to treat HIV. *Expert Rev Anti Infect Ther*. 2022;20(8):1135-47.
- 376 20. Freij BJ, Aldrich AM, Ogrin SL, Olivero RM. Long-Acting Antiretroviral Drug Therapy in Adolescents:
377 Current Status and Future Prospects. *J Pediatric Infect Dis Soc*. 2023;12(1):43-8.
- 378 21. Abrams EJ, Capparelli E, Ruel T, Mirochnick M. Potential of Long-Acting Products to Transform the
379 Treatment and Prevention of Human Immunodeficiency Virus (HIV) in Infants, Children, and Adolescents.
380 *Clinical infectious diseases : an official publication of the Infectious Diseases Society of America*.
381 2022;75(Suppl 4):S562-S70.
- 382 22. Culhane J, Sharma M, Wilson K, Roberts DA, Mugo C, Wamalwa D, et al. Modeling the health
383 impact and cost threshold of long-acting ART for adolescents and young adults in Kenya.
384 *EClinicalMedicine*. 2020;25:100453.
- 385 23. Thoueille P, Choong E, Cavassini M, Buclin T, Decosterd LA. Long-acting antiretrovirals: a new era
386 for the management and prevention of HIV infection. *J Antimicrob Chemother*. 2022;77(2):290-302.
- 387 24. Scarsi KK, Swindells S. The Promise of Improved Adherence With Long-Acting Antiretroviral
388 Therapy: What Are the Data? *Journal of the International Association of Providers of AIDS Care*.
389 2021;20:23259582211009011.
- 390 25. Kerrigan D, Mantsios A, Gorgolas M, Montes ML, Pulido F, Brinson C, et al. Experiences with long
391 acting injectable ART: A qualitative study among PLHIV participating in a Phase II study of cabotegravir +
392 rilpivirine (LATTE-2) in the United States and Spain. *PloS one*. 2018;13(1):e0190487.
- 393 26. McGowan JP, Fine SM, Vail RM, Merrick ST, Radix AE, Gonzalez CJ, et al. Use of Injectable CAB/RPV
394 LA as Replacement ART in Virologically Suppressed Adults. *New York State Department of Health AIDS Institute
395 Clinical Guidelines*. Baltimore (MD)2022.
- 396 27. Rakhmanina N, Richards K, Adeline Koay WL. Transient Viremia in Young Adults With HIV After
397 the Switch to Long-Acting Cabotegravir and Rilpivirine: Considerations for Dosing Schedule and
398 Monitoring. *Journal of acquired immune deficiency syndromes*. 2023;92(3):e14-e7.
- 399 28. Christopoulos KA, Grochowski J, Mayorga-Munoz F, Hickey MD, Imbert E, Szumowski JD, et al.
400 First Demonstration Project of Long-Acting Injectable Antiretroviral Therapy for Persons With and Without
401 Detectable Human Immunodeficiency Virus (HIV) Viremia in an Urban HIV Clinic. *Clinical Infectious
402 Diseases*. 2022;76(3):e645-e51.
- 403 29. Kilcrease C, Yusuf H, Park J, Powell A, Rn LJ, Rn JO, et al. Realizing the promise of long-acting
404 antiretroviral treatment strategies for individuals with HIV and adherence challenges: an illustrative case
405 series. *AIDS Res Ther*. 2022;19(1):56.
- 406 30. Toska E, Zhou S, Chen-Charles J, Gittings L, Operario D, Cluver L. Factors Associated with
407 Preferences for Long-Acting Injectable Antiretroviral Therapy Among Adolescents and Young People Living
408 with HIV in South Africa. *AIDS and behavior*. 2023;27(7):2163-75.
- 409 31. Academic Medical Education. International Workshop on HIV & Adolescence 2022 2022 [Available
410 from: <https://academicmedicaleducation.com/meeting/hiv-adolescence-2022>].
- 411 32. US Centers for Disease Control and Prevention. Gaining Consensus Among Stakeholders Through
412 the Nominal Group Technique 2018 [Available from:
413 <https://www.cdc.gov/healthyyouth/evaluation/pdf/brief7.pdf>].
- 414 33. Van de Ven AH, Delbecq AL. The nominal group as a research instrument for exploratory health
415 studies. *American journal of public health*. 1972;62(3):337-42.
- 416 34. US Centers for Disease Control and Prevention. Models and Frameworks for the Practice of
417 Community Engagement. *Principles of Community Engagement*. 2nd Ed. ed2015.
- 418 35. Mantsios A, Murray M, Karver TS, Davis W, Galai N, Kumar P, et al. Multi-level considerations for
419 optimal implementation of long-acting injectable antiretroviral therapy to treat people living with HIV:

- 420 perspectives of health care providers participating in phase 3 trials. BMC health services research.
421 2021;21(1):255.
- 422 36. Mikkelsen E, Hontelez JA, Jansen MP, Barnighausen T, Hauck K, Johansson KA, et al. Evidence for
423 scaling up HIV treatment in sub-Saharan Africa: A call for incorporating health system constraints. PLoS
424 medicine. 2017;14(2):e1002240.
- 425 37. World Health Organization. Maintaining and improving quality of care within HIV clinical services.
426 2019 [Available from: <https://apps.who.int/iris/handle/10665/325857>].
- 427 38. Nachegea JB, Sam-Agudu NA, Masekela R, van der Zalm MM, Nsanzimana S, Condo J, et al.
428 Addressing challenges to rolling out COVID-19 vaccines in African countries. Lancet Glob Health.
429 2021;9(6):e746-e8.
- 430 39. Moola S, Gudi N, Nambiar D, Dumka N, Ahmed T, Sonawane IR, et al. A rapid review of evidence
431 on the determinants of and strategies for COVID-19 vaccine acceptance in low- and middle-income
432 countries. J Glob Health. 2021;11:05027.
- 433 40. Myburgh H, Reynolds L, Hoddinott G, van Aswegen D, Grobbelaar N, Gunst C, et al. Implementing
434 'universal' access to antiretroviral treatment in South Africa: a scoping review on research priorities.
435 Health Policy Plan. 2021;36(6):923-38.
- 436 41. Grimsrud A, Walker D, Ameyan W, Brusamento S. Providing differentiated delivery to children and
437 adolescents. . WHO Policy Brief, [Internet]. 2019 July 11, 2023. Available from:
438 <https://www.who.int/publications/i/item/WHO-CDS-HIV-19.25>.
- 439 42. World Health Organization. WHO applauds agreement to scale-up generic manufacturing for
440 access to long-acting injectable antiretrovirals 2022 [Available from: <https://www.who.int/news/item/28-07-2022-who-applauds-agreement-to-scale-up-generic--manufacturing-for-access-to-long-acting-injectable-antiretrovirals>].
- 441 [injectable-antiretrovirals](https://www.who.int/news/item/28-07-2022-who-applauds-agreement-to-scale-up-generic--manufacturing-for-access-to-long-acting-injectable-antiretrovirals).
- 442 43. World Health Organization. Guidelines on long-acting injectable cabotegravir for HIV prevention
443 2022 [Available from: <https://www.who.int/publications/i/item/9789240054097>].
- 444 44. The Lancet H. Equitable access to long-acting PrEP on the way? The lancet HIV. 2022;9(7):e449.
- 445 45. Vorkoper S, Sam-Agudu NA, Bekker LG, Sturke R. Implementation Science for Eliminating HIV
446 Among Adolescents in High-Burden African Countries: Findings and Lessons Learned from the Adolescent
447 HIV Prevention and Treatment Implementation Science Alliance (AHISA). AIDS and behavior.
448 2023;27(Suppl 1):3-6.
- 449 46. Aarons GA, Reeder K, Sam-Agudu NA, Vorkoper S, Sturke R. Implementation determinants and
450 mechanisms for the prevention and treatment of adolescent HIV in sub-Saharan Africa: concept mapping
451 of the NIH Fogarty International Center Adolescent HIV Implementation Science Alliance (AHISA) initiative.
452 Implement Sci Commun. 2021;2(1):53.
- 453 47. UNICEF. UNICEF Data: Adolescent HIV Treatment 2022 [Available from:
454 <https://data.unicef.org/topic/hivaids/adolescent-hiv-treatment/>].
- 455 48. Collins LF, Corbin-Johnson D, Asrat M, Morton ZP, Dance K, Condra A, et al. Early Experience
456 Implementing Long-Acting Injectable Cabotegravir/Rilpivirine for Human Immunodeficiency Virus-1
457 Treatment at a Ryan White-Funded Clinic in the US South. Open Forum Infect Dis. 2022;9(9):ofac455.

459

460 **SUPPORTING INFORMATION**

461 ***S1: List of Barriers and Facilitators Identified by the Nominal Groups.*** Database of 55 barriers
462 and 48 facilitators relating to roll-out of long-acting ART that was provided by all six nominal
463 groups.

- 1 **Generate** ideas on the designated issue in group discussion
- 2 **Record** ideas generated in each group
- 3 **Discuss** recorded ideas to clarify and establish relevance
- 4 **Vote on** recorded ideas to prioritize those most important

Figure 1

N=146 responses*

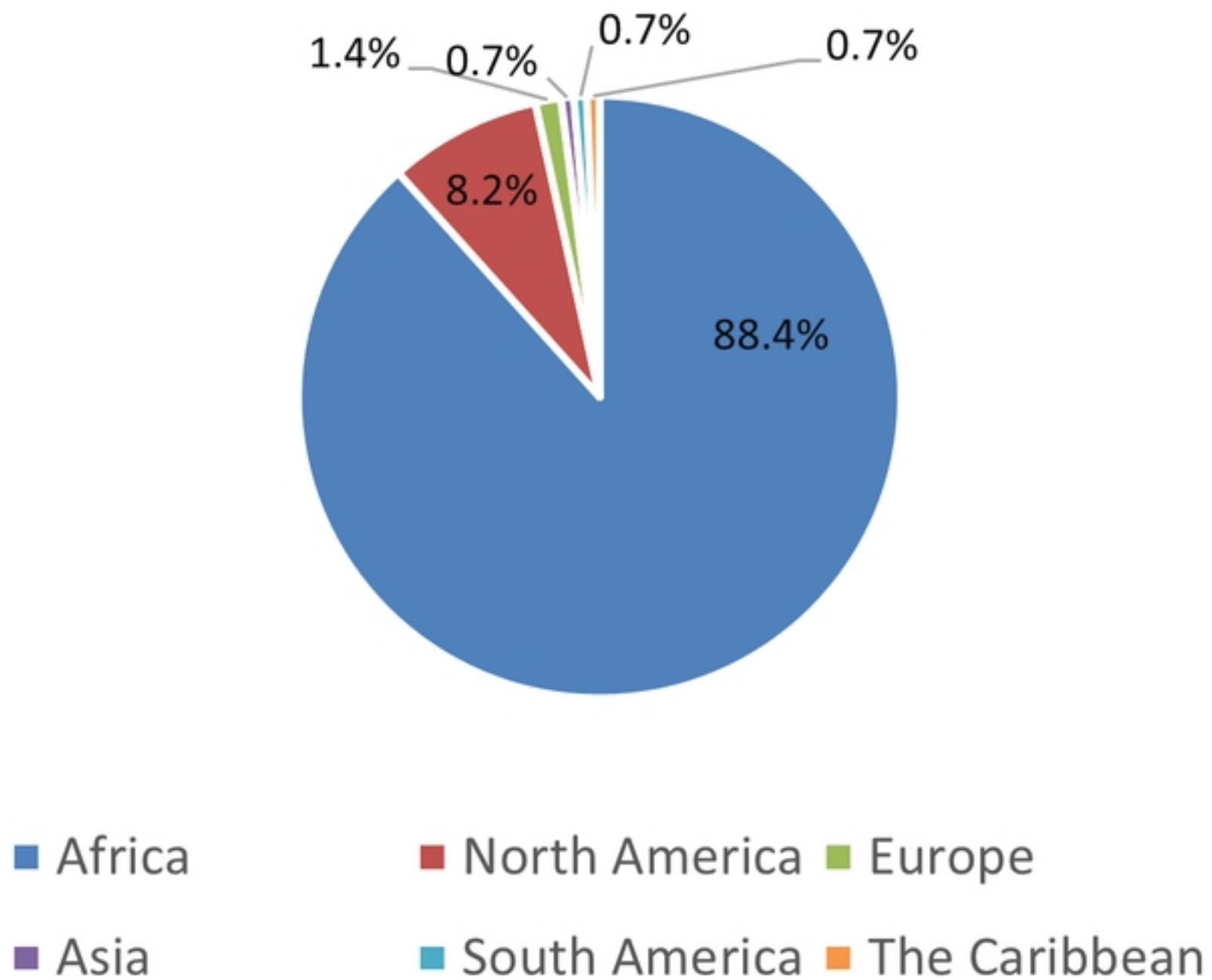


Figure 2

N=127 responses

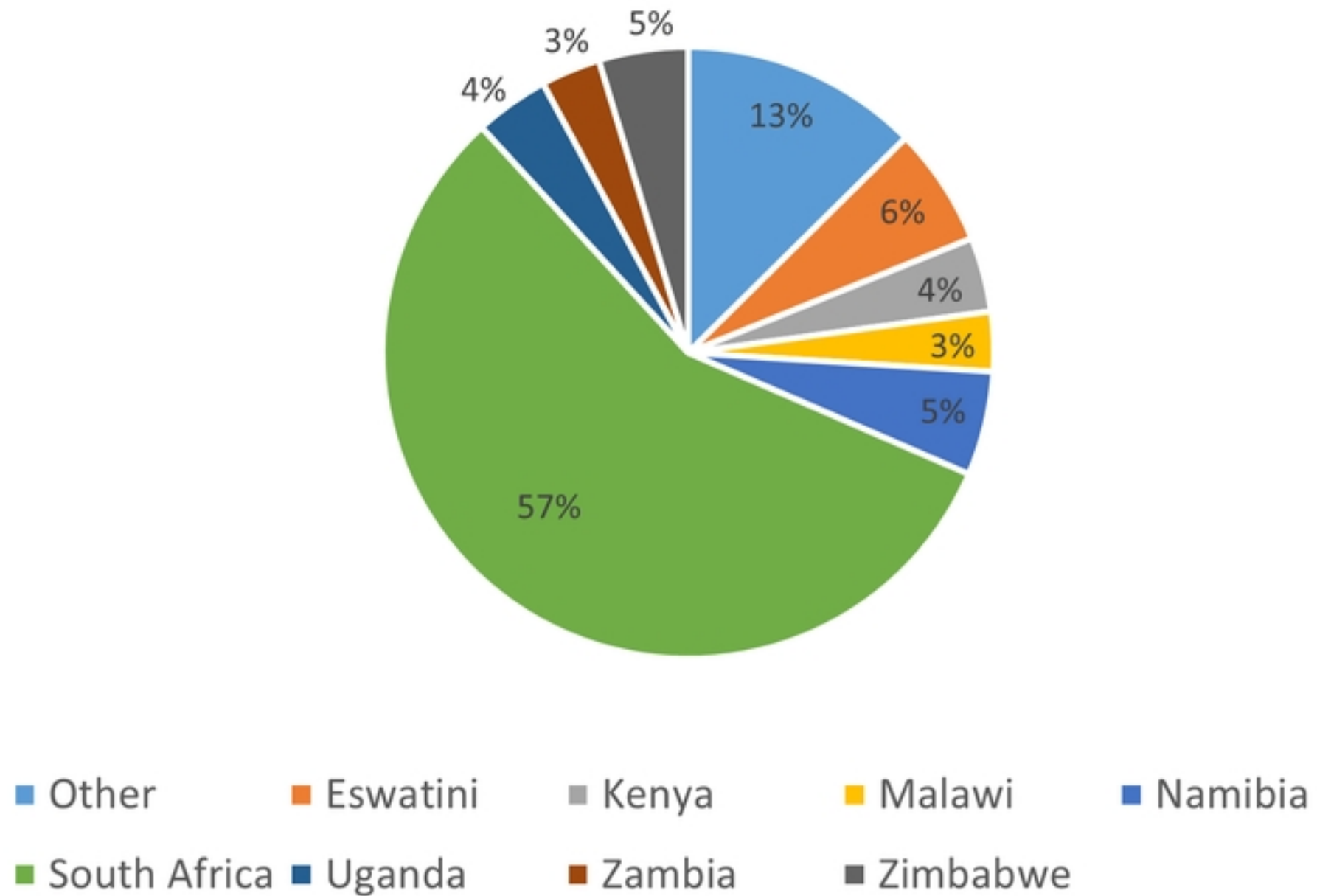


Figure 3

Barriers

Facilitators

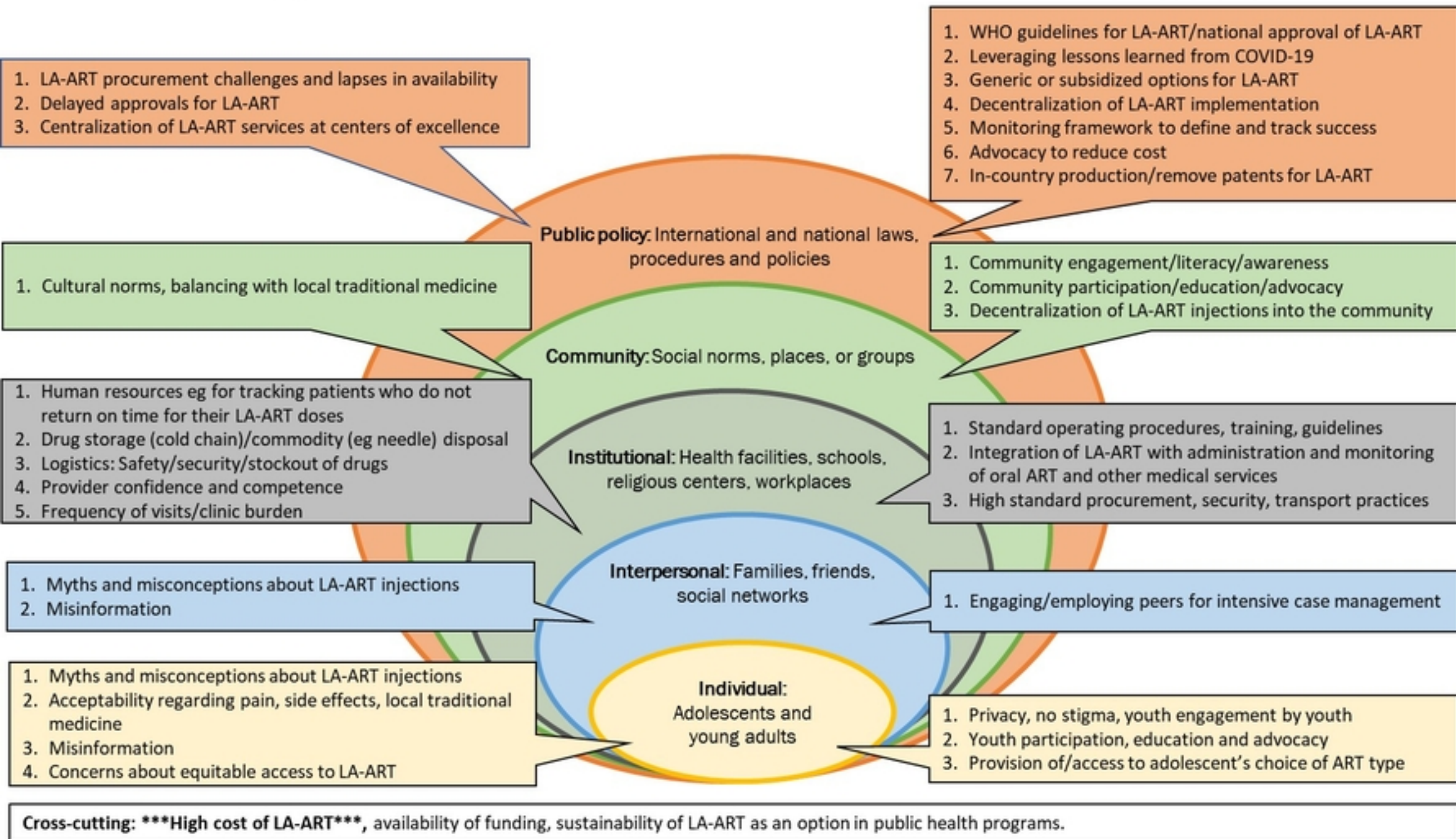


Figure 4