

Exercise intervention for the management of chemotherapy-induced peripheral neuropathy: A systematic review and network meta-analysis

1 Natsuki Nakagawa¹, Sena Yamamoto², Akiko Hanai^{3*}, Ayano Oiwa⁴, Harue Arao²

2 NN and SY contributed equally to this work.

3 ¹Department of Respiratory Medicine, The University of Tokyo Hospital, Department of Respiratory
4 Medicine, Tokyo, Japan

5 ²Division of Health Sciences, Osaka University Graduate School of Medicine, Osaka, Japan

6 ³Advanced Data Science Project, RIKEN, Yokohama, Japan

7 ⁴Department of Anesthesiology, Division of Pain Clinic, The Jikei University School of Medicine,

8 Tokyo, Japan

9

10 * **Correspondence:**

11 Akiko Hanai

12 akiko.hanai@riken.jp

13 **Keywords:**Cancer₁, Chemotherapy₂, Neruotoxicity₃, Quality of life₄, Systematic review₅.
14 (Min.5-Max. 8)

15 1 Abstract

16 Although exercise is recommended for cancer survivors with chemotherapy-induced peripheral

17 neuropathy (CIPN), the effective types of exercise for preventing and treating CIPN remain unclear.

18 This systematic review and network meta-analysis (NMA) aimed to evaluate the comparative effects

19 of exercise on CIPN. We included relevant randomized controlled trials (RCTs) identified in a 2019

20 systematic review that evaluated the effects of exercise on CIPN and conducted an additional search

21 for RCTs published until 2023. We evaluated the risk of bias for each RCT; the comparative

22 effectiveness of exercise on patient-reported quality of life (QOL) through an NMA; and the

23 effectiveness of exercise on QOL scores, patient-reported CIPN symptoms, and pain through

24 additional meta-analyses. Twelve studies (exercise, n=540; control, n=527) comparing 8 exercise
25 interventions were included in the analysis. All studies were determined to have a high risk of bias.
26 The meta-analyses showed significantly improved QOL (standard mean differences [SMD] 0.45;
27 95% confidence interval [CI] = 0.12 to 0.78) and CIPN symptoms (SMD 0.46; 95% CI = 0.11 to
28 0.82). No severe adverse events were reported. Pain tended to improve with exercise (SMD 0.84;
29 95% CI = -0.11 to 1.80). An NMA suggested that the interventions of combination of balance and
30 strength training showed the significant improvement in QOL scores compared to the control.
31 Exercise interventions are safe and effective in improving QOL. For exercise categories, the
32 combination of balance and strength training would be the promising program. Patients with CIPN
33 will benefit from frequent exercise focusing on the declined symptoms.

34 **2 Introduction**

35 Approximately half of adult cancer patients receiving neurotoxic chemotherapy experience
36 chemotherapy-induced peripheral neuropathy (CIPN) (1), which frequently continues after
37 chemotherapy cessation, sometimes for years (1-3). CIPN can result in dose reduction or
38 discontinuation of cancer chemotherapy (4, 5). The rebellious and chronic nature of CIPN can lead to
39 functional and psychiatric impairment, including slower gait and a higher risk of falls compared to
40 cancer patients without CIPN (6-8). Therefore, CIPN can seriously adversely affect quality of life
41 (QOL) (2). It also causes an economic burden due to the long-term prescription of ineffective
42 analgesics for chronic CIPN (9). However, recent clinical guidelines for CIPN indicate that it is
43 difficult to establish effective management of CIPN, except that some patients may benefit from
44 duloxetine as only a partial symptomatic treatment (10, 11).

45 Previous studies have reported that physical activity and exercise improve cardiovascular
46 fitness, muscle strength, health-related QOL, depression, cachexia, and cancer-related fatigue (12-

47 15). Indeed, the guidelines of the American Society of Clinical Oncology (ASCO) for patients
48 receiving active cancer treatment recommend regular exercise as supportive or palliative care (16).

49 Although exercise therapy for CIPN mitigation has not been established as part of any
50 established guideline, several systematic reviews imply the potential efficacy of exercise for the
51 prevention and treatment of symptoms related to CIPN (10, 11, 13, 17-19). In these studies, the dose,
52 frequency, intensity, and duration of exercise programs varied (i.e., ranging from inactivity avoidance
53 instructions to resistance training), and the outcome (e.g., specific sensorimotor functions, activities
54 of daily living, QOL) also varied across the studies. According to the ASCO CIPN guidelines,
55 exercise therapy is not currently recommended as a preventative or treatment approach for CIPN
56 because of the low quality of the available evidence based on a systematic review of the literature
57 published between January 2013 and August 2019 (10). The guidelines state that further robust
58 research is necessary to determine the efficacy and potential risks of exercise therapy (10). In a
59 systematic review conducted by Lin et al. (17), the overall mean effect size was estimated using
60 standardized mean differences and a fixed-effect model, and significant improvement in the exercise
61 cohort compared to the control group was reported (mean difference: 0.5319; 95% confidence
62 interval: 0.2295 to 0.8344; $Z = 3.45$) . However, the study suggested the need for further
63 investigation of different exercise protocols and intervention intensities with larger sample sizes and
64 more specific outcome measures (17). Since the publication of these systematic reviews, additional
65 clinical trials of exercise on CIPN have been published.

66 Therefore, we aimed to update the systematic reviews of randomized controlled trials (RCTs)
67 included in the ASCO clinical guidelines by incorporating additional recently published studies
68 evaluating the effect of exercise on the mitigation of CIPN symptoms with an additional focus on the
69 type of exercise program. Since CIPN symptoms and their incidence rate vary by assessment
70 measurements (20), a consensus has been reached that clinical trials investigating CIPN should
71 include an assessment of QOL as an indicator that best reflects the patient's life state considering

72 various complex symptoms (21). We conducted a meta-analysis with QOL as a primary outcome,
73 and specific outcomes of CIPN symptoms were also analyzed to capture changes in CIPN symptoms
74 associated with exercise interventions. To focus on the details and diversity of exercise intervention
75 programs, we conducted a network meta-analysis (NMA) to determine which exercise interventions
76 were most effective in improving QOL.

77 **3 Method**

78 **3.1 Study design and protocol**

79 We conducted a systematic review and meta-analysis, which followed the guidelines of the
80 Preferred Reporting Items for Systematic Reviews and Meta-Analyses (PRISMA) statement (22).
81 The review protocol was prospectively registered with the University Hospital Medical Information
82 Network Clinical Trials Registry (UMIN000045558). Ethical approval and informed consent were
83 waived considering the nature of the study. This study was conducted as a part of the Japanese
84 clinical practice guidelines on CIPN and was based on a clinical guideline previously published by
85 ASCO (10). Therefore, in the scope of guideline development, the choice was made to include all
86 randomized controlled trials comprising the ASCO systematic review as part of the current analysis
87 (23, 24).

88

89 **3.2 Literature search and data sources**

90 In accordance with the guideline committee policy, a systematic literature search targeted
91 studies published after September 2019 because a previous systematic literature search had been
92 conducted in earlier clinical guidelines published by ASCO (10). A systematic literature search was
93 performed in PubMed on April 20, 2023, to identify RCTs published between September 1, 2019,
94 and April 20, 2023, that evaluated the effects of exercise on CIPN and included more than 5 patients
95 in the exercise group. Interventions specialized only for the upper or lower extremities were

96 excluded. Table S3 presents the search terms used in the publication search strategy. The literature
97 search in PubMed was restricted to articles published in peer-reviewed journals and written in
98 English. In addition to the systematic literature search, we evaluated studies manually obtained
99 primarily by reviewing previously reported clinical guidelines and systematic reviews (10, 11, 13, 17,
100 25). Two authors independently screened each study for eligibility, and disagreements among
101 reviewers were resolved through discussion.

102

103 **3.3 Data extraction**

104 Two reviewers (SY and NN) independently collected the following information from each
105 included study using a predefined data extraction form: (1) general information about the study
106 (author, year of publication, country, and study design); (2) sample size; (3) patient characteristics
107 (age, sex, cancer type, anticancer drugs that could induce peripheral neuropathy, and the presence of
108 baseline CIPN); (4) exercise type, intensity, duration and frequency; (5) examined outcomes,
109 including CIPN; (6) timing of assessment of outcomes; (7) adverse effects related to the intervention;
110 and (8) enrollment rate, completion rate of the study, and adherence to the intervention. The outcome
111 measures were grouped into six categories referring to a MASCC book (25) as follows: (1) QOL
112 (primary outcome); (2) patient-reported CIPN; (3) pain; (4) clinical assessments of CIPN signs; (5)
113 balance measures; and (6) physical functional assessments. The enrollment rate was defined as the
114 proportion of screened persons who were randomly assigned. The completion rate was defined as the
115 proportion of randomly assigned persons for whom a final analysis was performed. The definition of
116 adherence to exercise intervention followed the individual studies. Discrepancies between the
117 reviewers were resolved through discussion or by a third reviewer (HA).

118

119 **3.4 Quality assessment**

120

121 Two reviewers (SY and NN) independently assessed the risk-of-bias using version 2 of the
122 Cochrane risk-of-bias tool for randomized trials (RoB 2) (26). All disagreements among reviewers
123 were resolved through discussion. Risk-of-bias assessments were summarized in a traffic-light plot
124 using Risk-of-bias VISualization (robvis) (27). We could not assess the risk of bias, such as
125 heterogeneity among the studies or publication bias, across the studies because many studies included
126 outcomes of different types of measurements and did not specify a primary outcome variable. A
127 funnel plot was used to check for the presence of publication bias.

128

129 **3.5 Data synthesis and meta-analyses**

130 We conducted a meta-analysis on outcome data regarding QOL (primary outcome), patient-
131 reported CIPN symptoms, pain, and collected postintervention or a time point similar to
132 postintervention. We included the studies that reported the data able to calculate the mean and
133 standard deviation at each point. The standardized mean difference (SMD) was calculated due to
134 different scales used across the study outcome measures. Confidence intervals were calculated as a
135 measure of precision for the SMD estimates. If data were unavailable, we contacted the authors and
136 used all data provided by the authors after contact. If a trial was conducted with multiple parallel
137 arms including different types of exercise, we compared the outcomes by combining the arms against
138 a control. The overall mean effect sizes were estimated using random-effects models. Heterogeneity
139 was evaluated with chi-squared tests and *I*-square tests. We used Review Manager (RevMan, Version
140 5.4., The Cochrane Collaboration, 2020) for the meta-analysis.

141

142 **3.6 Network meta-analysis of exercise intervention effectiveness and QOL**

143 A NMA was conducted to assess the comparative effectiveness of the different exercise
144 interventions in each trial, and the results represent estimates of the relative effects between any
145 given intervention pair in the NMA of QOL. The NMA was conducted using the "BUGSnet"
146 package in R and was based on Bayesian methods (28). We specified 100,000 iterations with 10,000
147 burn-ins and 10,000 adaptations based on random- and fixed-effects models and compared their
148 accuracies; we employed the model with the lowest deviance information criterion (DIC) and used
149 Bayesian Markov chain Monte Carlo modeling. The treatments were ranked according to cumulative
150 rank curve under surface (SUCRA) probabilities.

151

152 **4 Results**

153 **4.1 Overview of the included literature and a flow diagram**

154 A total of 1640 studies that were identified for screening after applying the search terms
155 described in Table S3 were screened, and 4 studies (24, 29-31) were included in the final analysis. In
156 addition, the 2 studies (23, 32) included in the update to the ASCO guideline (10) and 6 additional
157 studies (33-38) referred to in previous systematic reviews (11, 13, 17, 25) were included. In total, 12
158 randomized controlled trials were included in the qualitative synthesis (Figure 1).

159 Details on these studies, such as patient disease diagnosis, exercise intervention, and outcome
160 measures, are provided in Table S1. Two-arm (exercise vs. control) study designs were used in 8
161 studies (23, 24, 31-36); 3-arm designs were used in 2 studies (29, 30); and 4-arm designs were used
162 in 2 studies (37, 38). The control conditions included usual care, education only, and different types
163 of nonpharmacological interventions (Reiki, meditation, cold application). All the included studies
164 aimed to assess the efficacy of exercise on CIPN. Intention-to-treat analysis was conducted in 5
165 studies (23, 24, 30, 31, 38), and per-protocol analysis was conducted in 2 studies (29, 33). In the
166 remaining 5 studies (32, 34-37), it was unclear which analysis was conducted or how missing data
167 were treated.

168 **4.2 Risk-of-bias assessment**

169 The risk of bias was assessed by funnel plots (Figure S1), which were asymmetric and biased
170 toward positive outcomes, and by the RoB 2 tool (Figure S2). For randomization, 5 studies (24, 30,
171 32, 35, 36) were identified as having a high risk or some concerns for risk-of-bias, as they did not
172 report detailed information about randomization and/or concealment, and one study clearly described
173 that randomization was not masked (37). For deviation, all 12 studies were evaluated to have a high
174 risk of bias. For missing outcome data, 11 studies were identified as high risk or with some concerns
175 for risk-of-bias due to participants dropping out during the study (23, 24, 29-37). For measurement of
176 the outcomes, 10 out of 12 studies were evaluated to have a high risk-of-bias because outcome
177 assessors were often involved in the studies and were aware of the intervention (23, 24, 29, 30, 32-
178 34, 36-38). Finally, for selection in the reported results, 3 studies were evaluated to have a high risk-
179 of-bias because of discrepancies in the description between the methodology and reported results (24,
180 35, 38).

181

182 **4.3 Study and patient characteristics**

183 The sample sizes of the included studies ranged from 22 to 456 patients. In 6 studies (23, 24,
184 30, 34, 36, 37), the presence of CIPN before randomization was the eligibility criterion for the
185 respective studies, while in 1 study (29), the absence of CIPN was the eligibility criterion. Patients
186 with breast and gastrointestinal cancers formed the largest population. In all included studies,
187 neurotoxic drugs were cytotoxic agents, and patients with CIPN caused by immune checkpoint
188 inhibitors were excluded.

189

190 **4.4 Intervention details**

191 The types of exercise interventions consisted of balance training (9 studies) (23, 24, 29, 30,
192 33-36, 38), strength training (7 studies) (23, 24, 29, 30, 32, 33, 35), aerobic training (4 studies) (23,
193 31-33), and yoga (37). Balance training interventions mainly consisted of standing balanced on an
194 unstable platform under prescribed rules. Seven studies used a combination of different types of
195 exercises (23, 24, 29, 30, 32, 33, 35). In 4 studies (24, 30, 32, 36), the intervention was conducted at
196 home, largely unsupervised, with participants self-reporting their adherence. In 5 other studies (23,
197 33, 34, 37, 38), the intervention was conducted in the clinic, hospital or sports center, mostly under
198 basic supervision, with an objective assessment of adherence. In one study, participants could choose
199 the place where they would exercise (29). The length of the interventions ranged from 4 to 36 weeks
200 in 11 studies (23, 24, 30-38). In 1 study (29), the intervention continued during chemotherapy, and
201 the intervention duration was not decided beforehand. As shown in Table S1, the frequency of
202 exercise differed between the studies, ranging from 2 times a week to daily. Likewise, the length of
203 time in which participants were engaged in exercise varied in each study. Most exercise interventions
204 required less than an hour for each session. The intensity of aerobic exercise was adjusted based on
205 the participants' heart rate in all 3 studies in which the intervention included aerobic exercise (23, 32,
206 33). Moreover, the intensity was adjusted based on individual capacity (23, 29, 30, 32, 33, 35) in 6 of
207 the 7 studies in which the intervention included strength training. For other types of intervention, the
208 intensity was maintained at a fixed level.

209

210 **4.5 Outcome measurement tools**

211 The primary outcome measures of each study are described in Table S1. Patient-reported
212 CIPN was the most frequent outcome measured (9 studies) (23, 24, 29-32, 34, 37, 38), and QOL was
213 assessed in 8 studies (23, 24, 29, 31, 33, 35, 37, 38). Only one study evaluated the chemotherapy

214 completion rate (29), but none of the studies assessed outcomes related to chemotherapy, including
215 chemotherapy dose received or survival (Table S2).

216

217 **4.6 Effectiveness of exercise on patient-reported outcomes of QOL**

218 Two studies (24, 33) reported a significant intervention effect on QOL. Two studies assessed
219 QOL using the European Organization for Research and Treatment of Cancer core quality of life
220 questionnaire (EORTC-QLQ-C30) (39), and one study assessed QOL using FACT-Taxane (40). The
221 other studies (23, 29, 35, 37, 38) did not detect significant differences in QOL and were assessed
222 with the EORTC-QLQ-C30 or the Functional Assessment of Cancer Therapy-General (FACT-G)
223 questionnaire (41). The synthesized data from 5 studies (23, 24, 29, 31, 37) revealed that exercise
224 significantly improved QOL (SMD, 0.45; 95% CI = 0.12 to 0.78, $P = 0.008$, $I^2 = 31\%$) (Figure 2A).

225

226 **4.7 Effectiveness of exercise for patient-reported CIPN symptoms**

227 Four studies (23, 24, 30, 32) reported significant intergroup differences in patient-reported
228 symptoms related to CIPN, whereas four studies (29, 31, 34, 38) did not detect significant
229 differences. One study compared pre- and postintervention data and reported that neuropathic
230 symptoms significantly worsened only in the control group (37). Although three studies (23, 37, 38)
231 assessed patient-reported CIPN symptoms using the Functional Assessment of Cancer
232 Therapy/Gynecologic Oncology Group Neurotoxicity (FACT-GOG-NTX) questionnaire (42), the
233 results were inconsistent. The six studies (23, 24, 29, 31, 32, 37) included in the meta-analysis
234 showed a significant intervention effect on patient-reported CIPN symptoms (SMD, 0.46; 95% CI =
235 0.11 to 0.82, $P = 0.01$, $I^2 = 66\%$) (Figure 2B). Fear of falling was not included as a patient-reported
236 CIPN symptom in the meta-analysis because of high heterogeneity (29, 34).

237

238 **4.8 Adverse events related to exercise**

239 Nine studies (23, 24, 29, 32-36, 38) reported adverse events; however, of these, only Müller
240 et al. (29) reported adverse events related to the exercise programs, in which pain, fatigue and
241 dizziness occurred in 21-25% of patients in the exercise group (29).

242 Both studies where pain was measured using pain scales (24, 38) reported a significant
243 reduction in pain in the exercise group compared to the control group. There were no significant
244 differences in pain scores on the Chemotherapy-Induced Peripheral Neuropathy Assessment Tool
245 (CIPNAT) (30) or the EORTC-QLQ-C30 (29, 33, 38). A forest plot showed no significant difference
246 between the exercise groups and control groups, but a trend towards a favorable effect of exercise
247 was observed (SMD, 0.84; 95% CI = -0.11 to 1.80, P = 0.08, I² = 91%) (Figure 2C).

248

249 **4.9 Clinical assessments of CIPN post-exercise intervention**

250 Clinical assessments of CIPN symptoms were significantly improved by exercise in 2 out of 3
251 studies (31, 33, 38). The beneficial effects of the intervention included improvements in peripheral
252 deep sensitivity (33, 38) and Achilles tendon and patellar tendon reflexes (38). Significant
253 intervention effects on balance ability were observed in all relevant studies (23, 29, 33-36). However,
254 outcomes related to balance involved multiple measures and a wide range of signs. Mixed results
255 were observed for physical function. Four studies reported benefits to muscle strength (23, 29, 35)
256 and SPPB (31), while three studies did not show beneficial effects (33, 34, 36).

257

258 **4.10 Enrollment, completion rate and adherence**

259 Patient enrollment rates were described in 7 studies (24, 29-31, 34, 35, 37) and ranged from
260 25 to 100% (Table S4). Two studies (24, 35) described the reasons for the decrease in the enrollment
261 rate, including lack of interest, personal reasons, and unfulfilled eligibility criteria. Completion rates

262 were described in all studies and ranged from 64 to 100%. Six studies (23, 32, 34, 36-38) described
263 the reasons for the decrease in the completion rate, including death, disease progression, and
264 physical, psychological, and personal reasons. Adherence to the interventions was described in 8
265 studies (23, 24, 29, 31-33, 36, 38) and ranged from 49 to 98%. Two studies (29, 36) described the
266 details of the reasons for the decrease in adherence, including side effects of anticancer treatment,
267 time constraints and motivation.

268

269 **4.11 Network meta-analysis of exercise interventions on QOL**

270 A NMA was conducted to compare the effectiveness of each exercise intervention on QOL
271 and included each trial arm for which a QOL index was available (23, 24, 29, 37) (Figure 3A.
272 network graph). The fixed-effects model was selected for this data set.

273 In the SUCRA plot (Figure 3B), the curve associated with the combination treatment balance
274 and strength training had the highest probability of being ranked first among treatments, suggesting
275 that it is most likely to result in improved QOL scores. The model also generates effect estimates.
276 The difference between balance and strength training and the other treatments was larger than that of
277 the control and balance training (Figure 3C).

278

279 **5 Discussion**

280 The meta-analyses indicated that exercise was effective in improving QOL scores and patient
281 reported CIPN symptoms. The results of the NMA on specific exercise interventions showed that the
282 combination of balance and strength training provided the greatest benefit to QOL over the control.
283 Severe adverse events regarding exercise were reported to be rare, and the meta-analysis showed that
284 pain status after the exercise intervention tended to be positive in the intervention group. Considering

285 these findings, exercise interventions that include strength training confer the greatest benefit for
286 CIPN.

287 Our analysis with updated trials indicated that exercise positively affected QOL, consistent
288 with previous systematic reviews that showed that exercise resulted in an improvement in QOL
289 scores (SMD: 14.62, 95% CI, 6.03-3.20) (19, 43). A similar meta-analysis of studies on the severity
290 of CIPN and peripheral deep sensitivity showed positive results, as in our research on QOL(44).
291 These exercise interventions differed among the 12 studies included in this systematic review.
292 Concerning intervention programs, a daily home-based program combining balance and strength
293 training was suggested to have the greatest improvement in QOL compared with that of the control
294 group, but the differences were not statistically significant in the NMA. While most of the other
295 studies included in this analysis used an exercise frequency of 2-3 times per week, the trial that used
296 the Strength + Balance exercise intervention had a daily home-based intervention, suggesting that a
297 high frequency of specialized exercise was implemented. These results are similar to those of a
298 clinical trial that compared different doses and modes of exercise for breast cancer patients who
299 underwent chemotherapy and showed that compared with standard volumes, a higher volume of
300 aerobic or combined exercise may better manage declines in physical functioning and worsening
301 symptoms (45). Although exercise relieves general chronic pain, it causes acute muscle pain (46);
302 however, the results of this study suggest that strength exercise does not cause pain in patients with
303 CIPN. In cancer patients, intrapersonal factors (functional status or pain, interest in exercise, and
304 beliefs about the importance of exercise) are related to low physical activity (47). However, it is
305 recommended for general cancer survivors to avoid physical inactivity and perform at least 150-300
306 minutes of moderate-intensity exercise or 75 minutes of high-intensity exercise, or an equivalent
307 combination, per week, with at least two days of resistance training (muscle strengthening exercise)
308 (15, 48). Implementing these common exercise recommendations for cancer survivors is expected to
309 improve pain and remove the barriers to exercise. The results of this NMA suggest that a program

310 that adds balance training to these exercise recommendations may help improve the QOL of CIPN
311 patients.

312 There are two limitations of this research. First, the included studies are predominantly small
313 exploratory studies with limited information, and it is difficult to exclude the possibility that study
314 biases may have led to positive results. It is recommended that the effect-size metrics selected for the
315 meta-analysis be comparable and reliable, but none of them are perfect in this report. The funnel plot
316 results were asymmetric and biased towards positive outcomes, which indicates selection bias. There
317 are several reasons why bias may have been observed, including protocol deviations due to
318 individual differences in exercise performance, self-reported outcome measures, nonblinded
319 interventions, and the possibility of survival bias among patients with high adherence to the
320 described study protocols. In addition, CIPN symptoms are influenced by the type and schedule of
321 chemotherapy, but no study has established or described those factors in detail. Therefore,
322 differences in the target population may have influenced the results. The consideration of these
323 sources of potential bias is important when interpreting the results of these exercise interventions.
324 Furthermore, isolating an actual intervention effect from a placebo effect is difficult to achieve, as
325 participation in a study itself may lead to improvements in motivation and physical and mental
326 function. Altogether, this highlights the clinical importance of conducting a meta-analysis and NMA
327 to consider the totality of evidence that supports the claim for exercise in the management of CIPN.

328 Second, many trials did not specify whether the tested intervention was intended to prevent or
329 treat CIPN. Since symptoms of CIPN can occur in either limb, interventions should ensure that
330 assessments are made at the site of CIPN onset. However, it is difficult to predict the CIPN site and
331 complete a functional assessment and intervention by the site in the research framework, especially in
332 prevention research. For future research, it is important to design exercise interventions with multiple
333 effects and evaluation methods, such as large-scale clinical trials with subgroup analysis, in advance.

334 Based on the results of this study, it is expected that not only would a reduction in CIPN
335 symptoms improve QOL but also that an improvement in basic physical functions, such as
336 underlying physical fitness, has a synergistic effect of enabling a more active lifestyle and improving
337 QOL. The present NMA could not show the significant effects but suggested that a combination of
338 balance and strength training, which require the supervision of exercise specialists and the creation of
339 an appropriate environment. The implementation of active lifestyles is recommended (15), and they
340 can be easily introduced into the daily lives of cancer patients. However, our NMA results suggest
341 that high-frequency combined strength and balance exercise interventions are preferable for reducing
342 CIPN, which requires more specialized guidance than general lifestyle physical activities.

343

344 **6 CONCLUSION**

345 Our results indicate that the exercise interventions implemented in the RCTs are effective in
346 improving QOL and CIPN symptoms. While increasing physical activity would enhance general
347 QOL and aerobic exercise is observed to be an effective approach, the combination of balance and
348 strength training provides the great benefits in CIPN patients. Our meta-analysis results strengthen
349 the evidence that exercise benefits the QOL of CIPN patients. Furthermore, daily exercise with a
350 combination of balance and strength training would promise for improving QOL.

351 Further research on how to implement a system incorporating more specialized and intense
352 exercise in this patient population is needed to achieve exercise implementation based on an
353 assessment of balancing ability and efficient strength training on a continuous basis.

354 **7 Conflict of Interest**

355 The authors declare they have no financial interests.

356 **8 Author Contributions**

357 All authors contributed to the idea for the article and the search strategy planning. NN, SY, AO and
358 HA conducted screening of the articles. NN and SY performed data extraction and quality
359 assessment. AO and HA contributed to review of the data. NN, SY, and AH drafted the manuscript.
360 AO and HA critically revised the drafted manuscript. All authors have reviewed and approved the
361 submitted version of the manuscript.

362 **9 Funding**

363 This work was supported by a JSPS Grant-in-Aid for Research Activity Start-up (19K21293) for
364 A.H.

365 **10 Acknowledgments**

366 We would like to thank the authors of the original papers who provided us with information for this
367 study.

368 **11 References**

- 369 1. Seretny M, Currie GL, Sena ES, Ramnarine S, Grant R, MacLeod MR, et al. Incidence,
370 prevalence, and predictors of chemotherapy-induced peripheral neuropathy: a systematic review and
371 meta-analysis. *Pain* (2014) 155:2461–70.
- 372 2. Beijers A, Mols F, Dercksen W, Driessen C, Vreugdenhil G. Chemotherapy-induced
373 peripheral neuropathy and impact on quality of life 6 months after treatment with chemotherapy. *The*
374 *Journal of community and supportive oncology* (2014) 12:401–6.
- 375 3. Kneis S, Wehrle A, Müller J, Maurer C, Ihorst G, Gollhofer A, et al. It's never too late -
376 balance and endurance training improves functional performance, quality of life, and alleviates
377 neuropathic symptoms in cancer survivors suffering from chemotherapy-induced peripheral
378 neuropathy: results of a randomized controlled trial. *BMC Cancer* (2019) 19:414.
- 379 4. DiBonaventura MD, Copher R, Basurto E, Faria C, Lorenzo R. Patient preferences and

- 380 treatment adherence among women diagnosed with metastatic breast cancer. *American health & drug*
381 *benefits* (2014) 7:386–96.
- 382 5. Lyman GH. Impact of chemotherapy dose intensity on cancer patient outcomes. *Journal of*
383 *the National Comprehensive Cancer Network : JNCCN* (2009) 7:99–108.
- 384 6. Winters-Stone KM, Horak F, Jacobs PG, Trubowitz P, Dieckmann NF, Stoyles S, et al. Falls,
385 functioning, and disability among women with persistent symptoms of chemotherapy-induced
386 peripheral neuropathy. *Journal of clinical oncology : official journal of the American Society of*
387 *Clinical Oncology* (2017) 35:2604–12.
- 388 7. Shah A, Hoffman EM, Mauermann ML, Loprinzi CL, Windebank AJ, Klein CJ, et al.
389 Incidence and disease burden of chemotherapy-induced peripheral neuropathy in a population-based
390 cohort. *Journal of neurology, neurosurgery, and psychiatry* (2018) 89:636–41.
- 391 8. Kolb NA, Smith AG, Singleton JR, Beck SL, Stoddard GJ, Brown S, et al. The association of
392 chemotherapy-induced peripheral neuropathy symptoms and the risk of falling. *JAMA neurology*
393 (2016) 73:860–6.
- 394 9. Bao T, Basal C, Seluzicki C, Li SQ, Seidman AD, Mao JJ. Long-term chemotherapy-induced
395 peripheral neuropathy among breast cancer survivors: prevalence, risk factors, and fall risk. *Breast*
396 *cancer research and treatment* (2016) 159:327–33.
- 397 10. Loprinzi CL, Lacchetti C, Bleeker J, Cavaletti G, Chauhan C, Hertz DL, et al. Prevention and
398 management of chemotherapy-induced peripheral neuropathy in survivors of adult cancers: ASCO
399 guideline update. *Journal of clinical oncology : official journal of the American Society of Clinical*
400 *Oncology* (2020) 38:3325–48.
- 401 11. Jordan B, Margulies A, Cardoso F, Cavaletti G, Haugnes HS, Jahn P, et al. Systemic
402 anticancer therapy-induced peripheral and central neurotoxicity: ESMO-EONS-EANO Clinical
403 Practice Guidelines for diagnosis, prevention, treatment and follow-up. *Annals of oncology : official*
404 *journal of the European Society for Medical Oncology* (2020) 31:1306–19.

- 405 12. Hong Y, Wu C, Wu B. Effects of Resistance Exercise on Symptoms, Physical Function, and
406 Quality of Life in Gastrointestinal Cancer Patients Undergoing Chemotherapy. *Integr Cancer Ther*
407 (2020) 19:1534735420954912. doi: 10.1007/s11764-019-00772-y
- 408 13. Duregon F, Vendramin B, Bullo V, Gobbo S, Cugusi L, Di Blasio A, et al. Effects of exercise
409 on cancer patients suffering chemotherapy-induced peripheral neuropathy undergoing treatment: a
410 systematic review. *Critical reviews in oncology/hematology* (2018) 121:90–100.
- 411 14. Fuller JT, Hartland MC, Maloney LT, Davison K. Therapeutic effects of aerobic and
412 resistance exercises for cancer survivors: a systematic review of meta-analyses of clinical trials. *Br J*
413 *Sports Med* (2018) 52:1311. doi: 10.1136/bjsports-2017-098285
- 414 15. Campbell KL, Winters-Stone KM, Wiskemann J, May AM, Schwartz AL, Courneya KS, et al.
415 Exercise guidelines for cancer survivors: consensus statement from international multidisciplinary
416 roundtable. *Medicine and science in sports and exercise* (2019) 51:2375–90.
- 417 16. Ligibel JA, Bohlke K, May AM, Clinton SK, Demark-Wahnefried W, Gilchrist SC, et al.
418 Exercise, diet, and weight management during cancer treatment: ASCO guideline. *Journal of clinical*
419 *oncology : official journal of the American Society of Clinical Oncology* (2022) 40:2491–507.
- 420 17. Lin WL, Wang RH, Chou FH, Feng IJ, Fang CJ, Wang HH. The effects of exercise on
421 chemotherapy-induced peripheral neuropathy symptoms in cancer patients: a systematic review and
422 meta-analysis. *Supportive care in cancer : official journal of the Multinational Association of*
423 *Supportive Care in Cancer* (2021) 29:5303–11.
- 424 18. Kanzawa-Lee GA, Larson JL, Resnicow K, Smith EML. Exercise effects on chemotherapy-
425 induced peripheral neuropathy: a comprehensive integrative review. *Cancer nursing* (2020) 43:E172–
426 85. doi: 10.1097/NCC.0000000000000801
- 427 19. Lopez-Garzon M, Cantarero-Villanueva I, Postigo-Martin P, González-Santos Á, Lozano-
428 Lozano M, Galiano-Castillo N. Can physical exercise prevent chemotherapy-induced peripheral
429 neuropathy in patients with cancer? A systematic review and meta-analysis. *Archives of physical*

- 430 medicine and rehabilitation (2022) 103:2197–208.
- 431 20. Molassiotis A, Cheng HL, Lopez V, Au JSK, Chan A, Bandla A, et al. Are we mis-estimating
432 chemotherapy-induced peripheral neuropathy? Analysis of assessment methodologies from a
433 prospective, multinational, longitudinal cohort study of patients receiving neurotoxic chemotherapy.
434 *BMC Cancer* (2019) 19:132. doi: 10.1186/s12885-019-5302-4
- 435 21. Dorsey SG, Kleckner IR, Barton D, Mustian K, O'Mara A, St Germain D, et al. The national
436 cancer institute clinical trials planning meeting for prevention and treatment of chemotherapy-
437 induced peripheral neuropathy. *Journal of the National Cancer Institute* (2019) 111:531–7.
- 438 22. Page MJ, McKenzie JE, Bossuyt PM, Boutron I, Hoffmann TC, Mulrow CD, et al. The
439 PRISMA 2020 statement: an updated guideline for reporting systematic reviews. *BMJ (Clinical
440 research ed)* (2021) 372:n71. doi: 10.1136/bmj.n71
- 441 23. Zimmer P, Trebing S, Timmers-Trebing U, Schenk A, Paust R, Bloch W, et al. Eight-week,
442 multimodal exercise counteracts a progress of chemotherapy-induced peripheral neuropathy and
443 improves balance and strength in metastasized colorectal cancer patients: a randomized controlled
444 trial. *Supportive care in cancer : official journal of the Multinational Association of Supportive Care
445 in Cancer* (2018) 26:615–24.
- 446 24. Dhawan S, Andrews R, Kumar L, Wadhwa S, Shukla G. A randomized controlled trial to
447 assess the effectiveness of muscle strengthening and balancing exercises on chemotherapy-induced
448 peripheral neuropathic pain and quality of life among cancer patients. *Cancer nursing* (2020) 43:269–
449 80.
- 450 25. Kleckner IR, Park SB, Streckmann F, Wiskemann J, Hardy S, Mohile N. Systematic review
451 of exercise for prevention and management of chemotherapy-induced peripheral neuropathy. In:
452 Lustberg M, Loprinzi C, editors. *Diagnosis, Management and Emerging Strategies for
453 Chemotherapy-Induced Neuropathy: A MASCC Book*. Cham: Springer International Publishing;
454 2021. p. 183–241.

- 455 26. Higgins J, Savović J, Page M, Elbers RG, Sterne JA. Assessing risk of bias in a randomized
456 trial. In: Higgins J, Thomas J, Chandler J, M C, Li T, Page M, et al., editors. *Cochrane Handbook for*
457 *Systematic Reviews of Interventions*. 2nd ed. Chichester (UK): John Wiley & Sons; 2019. p. 736.
- 458 27. McGuinness LA, Higgins JPT. Risk-of-bias visualization (robvis): an R package and shiny
459 web app for visualizing risk-of-bias assessments. *Research synthesis methods* (2021) 12:55–61.
- 460 28. Béliveau A, Boyne DJ, Slater J, Brenner D, Arora P. BUGSnet: an R package to facilitate the
461 conduct and reporting of Bayesian network Meta-analyses. *BMC Med Res Methodol* (2019) 19:196.
462 doi: 10.1186/s12874-019-0829-2
- 463 29. Müller J, Weiler M, Schneeweiss A, Haag GM, Steindorf K, Wick W, et al. Preventive effect
464 of sensorimotor exercise and resistance training on chemotherapy-induced peripheral neuropathy: a
465 randomised-controlled trial. *British journal of cancer* (2021) 125:955–65.
- 466 30. Şimşek NY, Demir A. Cold application and exercise on development of peripheral
467 neuropathy during taxane chemotherapy in breast cancer patients: a randomized controlled trial.
468 *Asia-Pacific journal of oncology nursing* (2021) 8:255–66.
- 469 31. Saraboon C, Siriphorn A. Effects of foam pad balance exercises on cancer patients
470 undergoing chemotherapy: a randomized control trial. *Journal of bodywork and movement therapies*
471 (2021) 28:164–71.
- 472 32. Kleckner IR, Kamen C, Gewandter JS, Mohile NA, Heckler CE, Culakova E, et al. Effects of
473 exercise during chemotherapy on chemotherapy-induced peripheral neuropathy: a multicenter,
474 randomized controlled trial. *Supportive care in cancer : official journal of the Multinational*
475 *Association of Supportive Care in Cancer* (2018) 26:1019–28.
- 476 33. Streckmann F, Kneis S, Leifert JA, Baumann FT, Kleber M, Ihorst G, et al. Exercise program
477 improves therapy-related side-effects and quality of life in lymphoma patients undergoing therapy.
478 *Annals of oncology : official journal of the European Society for Medical Oncology* (2014) 25:493–9.
- 479 34. Schwenk M, Grewal GS, Holloway D, Muchna A, Garland L, Najafi B. Interactive sensor-

- 480 based balance training in older cancer patients with chemotherapy-induced peripheral neuropathy: a
481 randomized controlled trial. *Gerontology* (2016) 62:553–63.
- 482 35. Vollmers PL, Mundhenke C, Maass N, Bauerschlag D, Kratzenstein S, Röcken C, et al.
483 Evaluation of the effects of sensorimotor exercise on physical and psychological parameters in breast
484 cancer patients undergoing neurotoxic chemotherapy. *Journal of cancer research and clinical
485 oncology* (2018) 144:1785–92.
- 486 36. Stuecher K, Bolling C, Vogt L, Niederer D, Schmidt K, Dignaß A, et al. Exercise improves
487 functional capacity and lean body mass in patients with gastrointestinal cancer during chemotherapy:
488 a single-blind RCT. *Supportive care in cancer : official journal of the Multinational Association of
489 Supportive Care in Cancer* (2019) 27:2159–69.
- 490 37. Clark PG, Cortese-Jimenez G, Cohen E. Effects of reiki, yoga, or meditation on the physical
491 and psychological symptoms of chemotherapy-induced peripheral neuropathy: a randomized pilot
492 study. *J Evid-Based Complement Altern Med* (2012) 17:161–71.
- 493 38. Streckmann F, Lehmann HC, Balke M, Schenk A, Oberste M, Heller A, et al. Sensorimotor
494 training and whole-body vibration training have the potential to reduce motor and sensory symptoms
495 of chemotherapy-induced peripheral neuropathy—a randomized controlled pilot trial. *Supportive care
496 in cancer : official journal of the Multinational Association of Supportive Care in Cancer* (2019)
497 27:2471–8.
- 498 39. Aaronson NK, Ahmedzai S, Bergman B, Bullinger M, Cull A, Duez NJ, et al. The European
499 Organization for Research and Treatment of Cancer QLQ-C30: a quality-of-life instrument for use in
500 international clinical trials in oncology. *Journal of the National Cancer Institute* (1993) 85:365–76.
- 501 40. Cella D, Peterman A, Hudgens S, Webster K, Socinski MA. Measuring the side effects of
502 taxane therapy in oncology: the functional assesment of cancer therapy-taxane (FACT-taxane).
503 *Cancer* (2003) 98:822–31.
- 504 41. Cella DF, Tulsky DS, Gray G, Sarafian B, Linn E, Bonomi A, et al. The Functional

- 505 Assessment of Cancer Therapy scale: development and validation of the general measure. *Journal of*
506 *clinical oncology : official journal of the American Society of Clinical Oncology* (1993) 11:570–9.
- 507 42. Calhoun EA, Welshman EE, Chang CH, Lurain JR, Fishman DA, Hunt TL, et al.
508 Psychometric evaluation of the Functional Assessment of Cancer Therapy/Gynecologic Oncology
509 Group-Neurotoxicity (Fact/GOG-Ntx) questionnaire for patients receiving systemic chemotherapy.
510 *International journal of gynecological cancer : official journal of the International Gynecological*
511 *Cancer Society* (2003) 13:741–8.
- 512 43. Tanay MAL, Armes J, Moss-Morris R, Rafferty AM, Robert G. A systematic review of
513 behavioural and exercise interventions for the prevention and management of chemotherapy-induced
514 peripheral neuropathy symptoms. *Journal of cancer survivorship : research and practice* (2023)
515 17:254–77.
- 516 44. Nuñez de Arenas-Arroyo S, Cavero-Redondo I, Torres-Costoso A, Reina-Gutiérrez S,
517 Lorenzo-García P, Martínez-Vizcaíno V. Effects of exercise interventions to reduce chemotherapy-
518 induced peripheral neuropathy severity: A meta-analysis. *Scand J Med Sci Sports* (2023) 33:1040-53.
- 519 45. Courneya KS, McKenzie DC, Mackey JR, Gelmon K, Friedenreich CM, Yasui Y, et al.
520 Effects of exercise dose and type during breast cancer chemotherapy: multicenter randomized trial.
521 *Journal of the National Cancer Institute* (2013) 105:1821–32.
- 522 46. Dannecker EA, Koltyn KF. Pain during and within hours after exercise in healthy adults.
523 *Sports medicine (Auckland, NZ)* (2014) 44:921–42.
- 524 47. Chou YJ, Lai YH, Lin BR, Liang JT, Shun SC. Factors influencing amount of weekly
525 exercise time in colorectal cancer survivors. *Cancer nursing* (2017) 40:201–8.
- 526 48. Lindell M, Grimby-Ekman A. Stress, non-restorative sleep, and physical inactivity as risk
527 factors for chronic pain in young adults: A cohort study. *PLoS One* (2022) 17:e0262601. doi:
528 10.1371/journal.pone.0262601

529

530 **12 Figure and Table Legends**

531 **Figure 1.** PRISMA flow diagram

532 **Figure 2.** Forest plots of the effects of exercise on patient-reported outcomes. (A) Quality of life
533 (QOL), (B) Patient-reported CIPN symptoms, (C) Pain

534 **Figure 3.** Network meta-analysis(A) network graph, (B) SUCRA plot, (C) League Table Heatmap.

535 The values in each cell show the relative treatment effect and 95% credible intervals of the treatment
536 on the top, compared to the treatment on the left. The double asterisks: statistical significance.

537 **Supplementary materials**

538 **Table S1.** Overview of included studies

539 **Table S2.** Summary of main results regarding the effect of exercise on outcomes

540 **Table S3.** The detail of search strategy in this study

541 **Table S4.** Enrollment, completion rate and adherence

542 **Figure S1.** Funnel plot of comparison: Exercise versus control, outcome. (A) Quality of life (QOL),
543 (B) Patient-reported CIPN symptoms, (C) Pain

544 **Figure S2.** Risk of bias assessment

545 **1 Data Availability Statement**

546 The data that support the findings of this study are available from the corresponding author upon
547 reasonable request.

548

It is made available under a [CC-BY-ND 4.0 International license](https://creativecommons.org/licenses/by-nd/4.0/).

PRISMA 2020 flow diagram for updated systematic reviews which included searches of databases and registers only

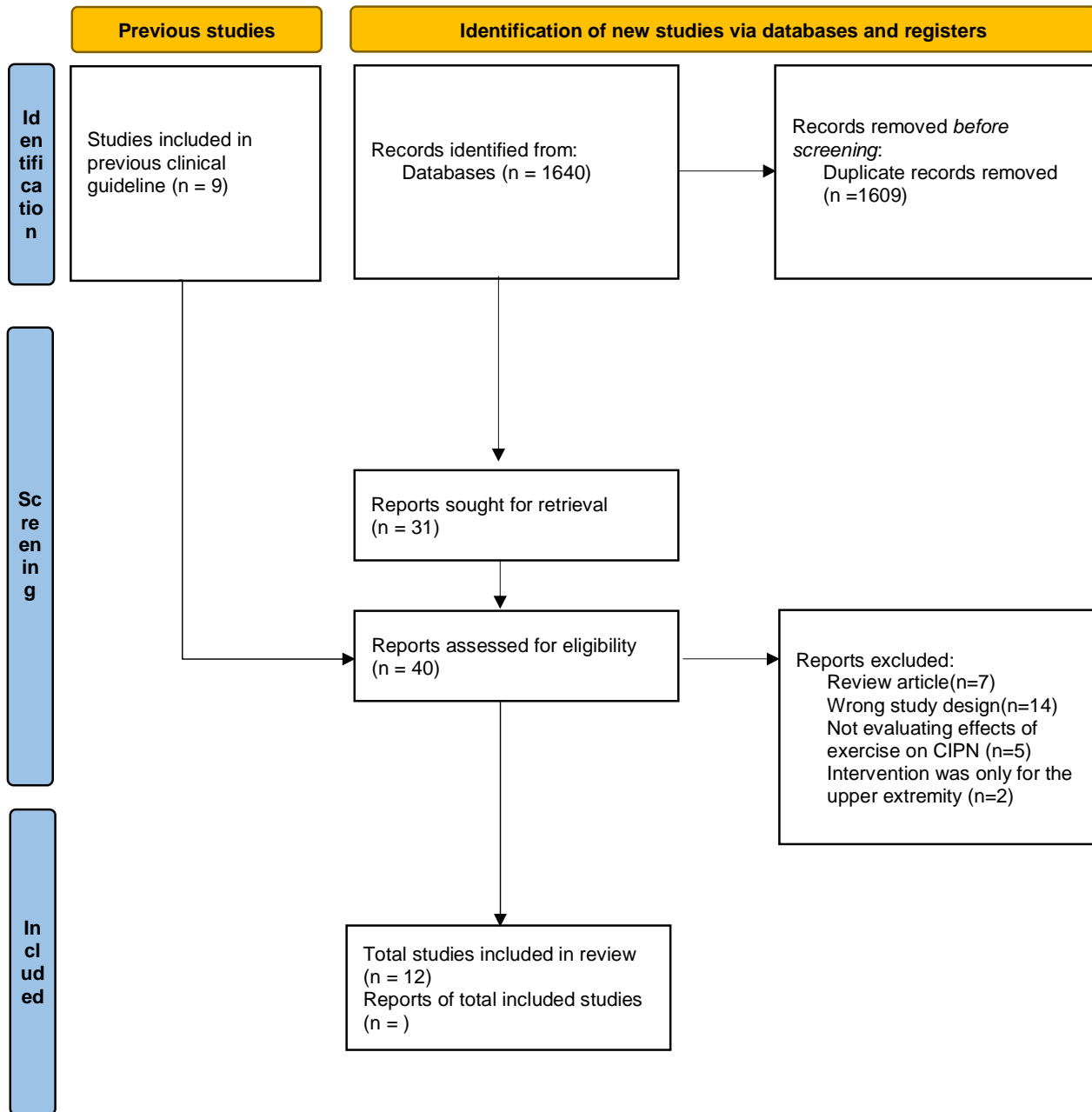
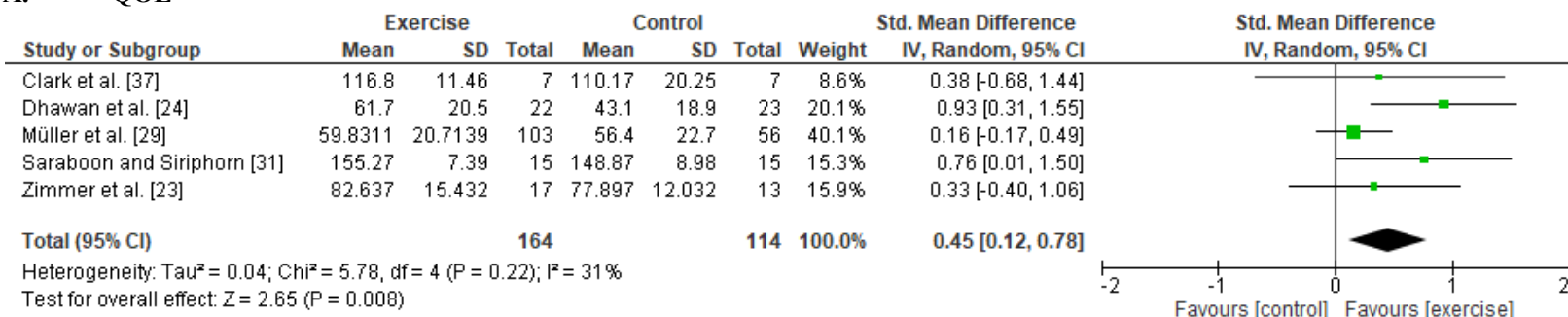


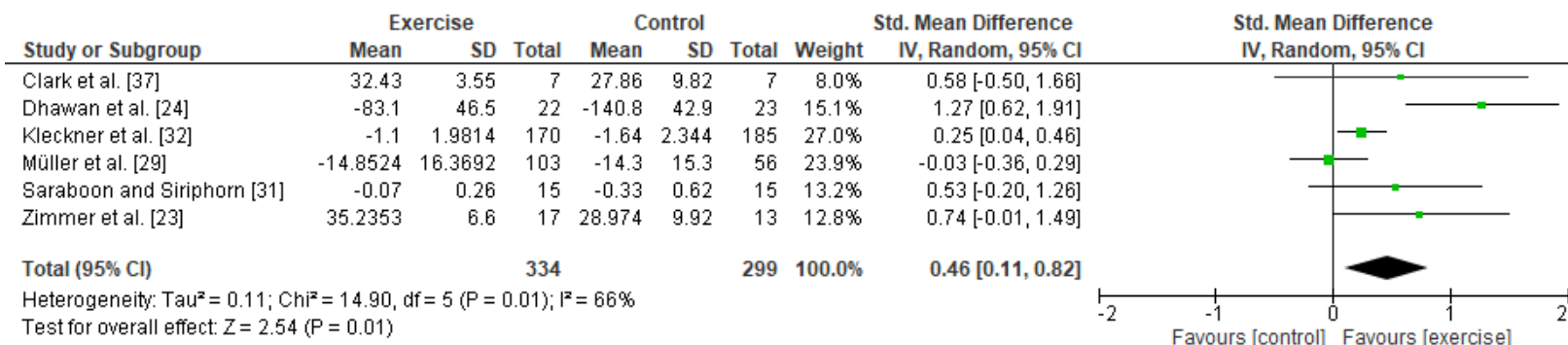
Figure 1. PRISMA flow diagram

Figure 2

A. QOL



B. Patient-reported CIPN symptoms



C. Pain

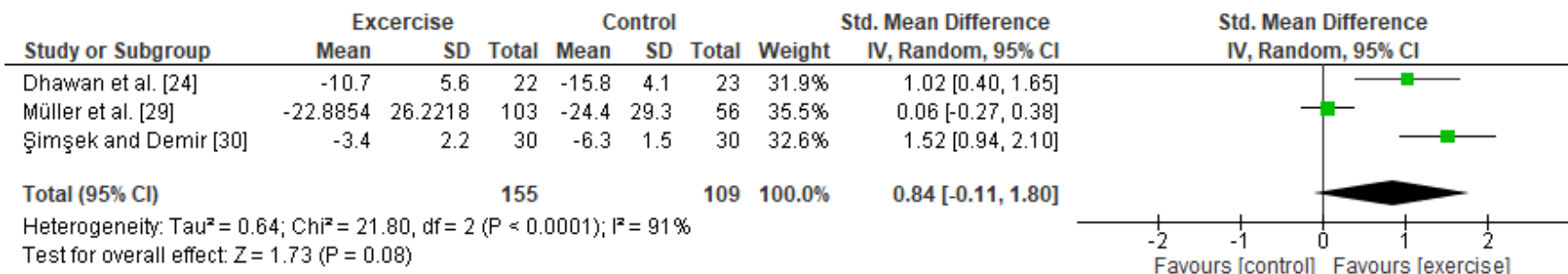
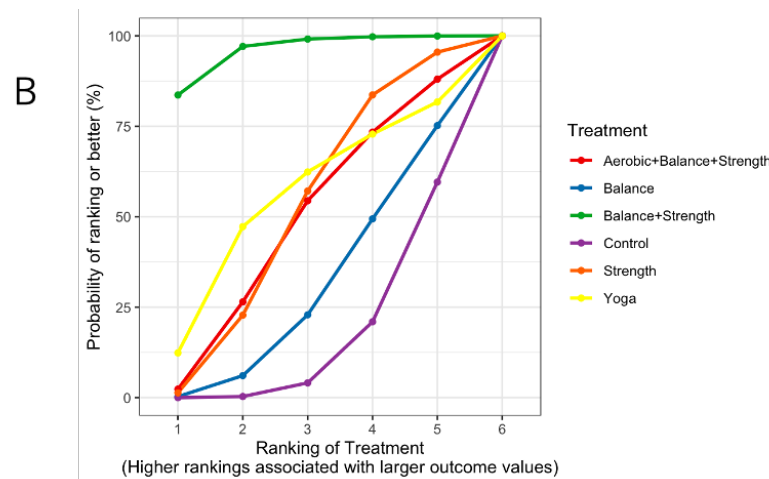
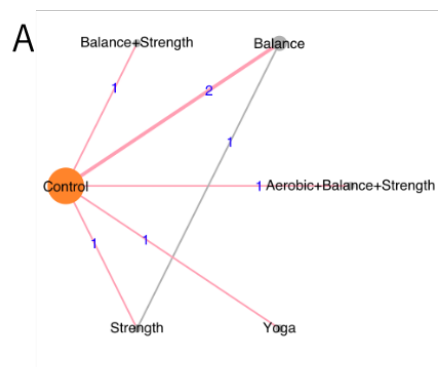


Figure 3



C

		Treatment					
		Control	Aerobic+Balance+Strength	Balance	Balance+Strength	Strength	Yoga
Comparator	Control		4.69 (-5.14, 14.56)	1.79 (-6.64, 10.22)	**18.62** (7.07, 30.19)	4.79 (-3.17, 12.72)	6.76 (-10.45, 23.99)
	Aerobic+Balance+Strength	-4.69 (-14.56, 5.14)		-2.90 (-15.82, 10.01)	13.94 (-1.29, 29.02)	0.10 (-12.55, 12.67)	2.09 (-17.81, 21.84)
	Balance	-1.79 (-10.22, 6.64)	2.90 (-10.01, 15.82)		**16.83** (2.56, 31.10)	3.00 (-4.95, 10.94)	4.95 (-14.17, 24.18)
	Balance+Strength	**18.62** (-30.19, -7.07)	-13.94 (-29.02, 1.29)	**16.83** (-31.10, -2.56)		-13.82 (-27.83, 0.19)	-11.87 (-32.51, 8.78)
	Strength	-4.79 (-12.72, 3.17)	-0.10 (-12.67, 12.55)	-3.00 (-10.94, 4.95)	13.82 (-0.19, 27.83)		1.96 (-16.92, 21.00)
	Yoga	-6.76 (-23.99, 10.45)	-2.09 (-21.84, 17.81)	-4.95 (-24.18, 14.17)	11.87 (-8.78, 32.51)	-1.96 (-21.00, 16.92)	