

1

2

3

4 Water fluoridation : A bibliometric study from 1950 to 2020

5

6

7 Anqi Liu<sup>1¶</sup>, Changyong Yuan<sup>1¶</sup>, Ling Xu<sup>2</sup>, Li Zhao<sup>3\*</sup>

8

9

10

11 <sup>1</sup>Xuzhou Stomatological Hospital, Xuzhou Medical University, Jiangsu, PR China.

12 <sup>2</sup>College of Stomatology, Chongqing Medical University, Chongqing, PR China.

13 <sup>3</sup>Associate Professor, Chongqing Key Laboratory of Oral Diseases and Biomedical Sciences,

14 Chongqing Municipal Key Laboratory of Oral Biomedical Engineering of Higher Education, College

15 of Stomatology, Chongqing Medical University, Chongqing, PR China.

16

17

18 Corresponding author: Li Zhao

19 E-mail: [lizhao2010@hospital.cqmu.edu.cn](mailto:lizhao2010@hospital.cqmu.edu.cn)

20

21

22 <sup>¶</sup>These authors contributed equally to this work.

23 **NOTE: This preprint reports new research that has not been certified by peer review and should not be used to guide clinical practice.**

## 24 **Abstract**

25 Water fluoridation (WF) is considered by the Centers for Disease Control and Prevention  
26 (CDC) to be one of the top ten public health achievements of the 20th century. However, discussions  
27 about WF have been ongoing. The purpose of this study is to collect and analyze the scientific  
28 literature for WF and understand the keyword network of the entire field, important articles, high-yield  
29 countries, institutions and authors, and the mutual cooperation between them. The data of this research  
30 are extracted from the Web of Science (WoS) from 1950 to 2020. In total, 1,008 articles were  
31 published. The United States published the largest number of papers. Australia's University of  
32 Adelaide ranks first among the top 20 institutions. Seven scholars, including AJ Spencer, constitute the  
33 largest author collaboration network. Community Dentistry and Oral Epidemiology had the most  
34 publications, with 107 articles. Keywords density map found that the main keywords were dental caries,  
35 fluoride, children, drinking water, prevalence, and dental fluorosis. Keywords clusters mainly related to  
36 dental caries, fluoride, epidemiology research, and dental fluorosis. In the highly cited literature, we  
37 found that the research also focused on the relationship between stopping WF and caries and the  
38 systemic effects of WF.

39

40

## 41 **Introduction**

42 In 2021, the U.S. Centers for Disease Control and Prevention (CDC) celebrated the 75th  
43 anniversary of water fluoridation (WF).<sup>1</sup> By 2018, 73% of the U.S. population has drunk fluoridated  
44 water, and there are plans to increase this proportion to 80% by 2020.<sup>2</sup> WF is considered by the CDC

45 to be one of the top ten public health achievements of the 20th century.<sup>3</sup> Numerous studies have  
46 reported the effectiveness of WF in caries prevention.<sup>4,5</sup>

47 However, discussions about WF have been ongoing, and both supporters and opponents in the  
48 academic community have put forward their own views.<sup>6</sup> An investigation of public tweets on WF  
49 shows that the words "poisoning" and "waste" frequently appear, prompting the public to be strongly  
50 concerned about health damage that WF may cause.<sup>7</sup> In view of the long-term widespread use of WF,  
51 there is controversy. It is necessary to conduct detailed bibliometric research on the entire WF literature,  
52 to understand the main status of current scientific research and to provide references for later research.  
53 Bibliometric analysis is widely used in various fields, including management,<sup>8</sup> environmental  
54 sciences,<sup>9</sup> medicine,<sup>10</sup> etc. Scientific bibliometrics can involve statistical analysis on thousands to tens  
55 of thousands of documents. By measuring the key information among them, a mathematical matrix is  
56 formed and then visualized as a network diagram. By simplifying complex information, the main  
57 structure can be understood and analysed by scholars.

58 VOSviewer was designed by NJ van Eck and L Waltman of Leiden University in the  
59 Netherlands, specifically for the visual analysis of bibliometrics.<sup>11</sup> Therefore, in this study, data were  
60 organized on Web of Science (WoS), and then VOSviewer was used for co-authorship analysis and  
61 keyword analysis. HistCite was designed by Garfield and used for document analysis and statistical  
62 analysis of highly cited literature.<sup>12</sup>

63 The purpose of this study is to collect and measure scientific literature data on WF and  
64 elucidate the keyword network of the entire field, important articles, high-yield countries, institutions  
65 and authors, and the mutual cooperation between them.

66

---

## 67 **Methods**

### 68 **Data Source and Search Strategy**

69 We chose the Science Citation Index Expanded (SCI-EXPANDED) from the WoS Core  
70 Collection (WoSCC). The search formula was as follows: TS=("water fluoridation") OR  
71 TS=("water-fluoridation") OR TS=("fluoridated water") OR TS=("fluoridated-water") OR  
72 TS=("fluoride water") OR TS=("fluoride-water") OR TS=("water-fluoridation") OR TS=("fluoridated  
73 water") OR TS=("fluoridated-water").

74 Topic research refers to searching for all topic-related parts, including the title, abstract and  
75 keywords. The time span of the selected literature is from 1950 to 2020.

76

### 77 **Data Collection**

78 After obtaining the preliminary search results, we further refined them. The refinement process  
79 involved selecting "articles" and "reviews" through the document type and selecting "English" as the  
80 language of the article. Our search time was January 21, 2021. Two experts independently determined  
81 whether the document should be excluded by browsing the title and abstract of the document. When  
82 there was a discrepancy between the two experts, through discussion, it was determined whether the  
83 document was finally excluded. "Full Record and Cited References" were selected in the retrieval data  
84 export, and "Plain Text" was selected as the data format for VOSviewer and HistCite. Figure 1 shows  
85 the flow of the retrieval strategy and the structure diagram of this article.

86

87 **Figure 1. A flowchart representing retrieval strategy and structure diagram of this article**

88

---

## 89 **Top 10 most productive countries, 20 institutions, and 10** 90 **journals based on publication analyses**

91 Through HistCite, we analysed the time of article publication, the 10 countries and 20  
92 institutions with the largest number of articles, and the 10 journals with the largest number of WF  
93 articles. The impact factor (IF) and ranking of the journal are from the 2019 JCR report.

94

## 95 **Co-authorship between analysis and keyword analysis**

96 In the cooperation network and keyword analyses, the size of the dot represents the frequency  
97 of the record; the higher the frequency, the larger dot. The connection between points is expressed by  
98 the thickness of the line; the more connections, the thicker the line. When we use VOSviewer for  
99 visualization, we merge synonyms. In keyword analysis, it is mainly the singular and plural forms of  
100 words or whether there are different forms caused by the "-" symbol between two words. In the author  
101 network, we merged different spelling forms of the same author and obtained the author's unit  
102 information through the article (S1 Table).

103

## 104 **Analyses of the citation network of the top 30 most cited** 105 **outputs**

106 HistCite was used to analyse the citation relationships of the literature in the entire study, and  
107 the 30 documents with the highest total local citation scores (TLCSs) were incorporated into the  
108 citation chronology. The size of the point is related to the number of citations of this document in the  
109 research; the greater the number of points there are, the larger the outline of the point. A line indicates  
110 that there is a citation relationship between two documents. The arrow points from the citing document

111 to the cited document. TLCS and total global citation score (TGCS) are the two most important  
112 parameters in HistCite. The TLCS is the number of times an article has been cited in the current  
113 database. The TGCS is the total number of citations in the WoS database. The TLCS can better reflect  
114 the influence of the article in terms of local research.

115

## 116 **Results**

### 117 **Numbers of publication and the top 10 most production** 118 **countries**

119 From 1950 to 2020, 2,646 authors published a total of 1,008 articles in 294 journals. From 1950  
120 to 1989, the average annual number of articles published did not exceed 4, but since 1990, the number  
121 of articles issued has increased significantly. From 1990 to 1999, 18.1 articles were published on  
122 average each year; from 2000 to 2009, 27.1 articles were published on average each year; and from  
123 2010-2020, 38.9 articles were published on average each year (Figure 2a). The top 10 countries with  
124 the largest number of articles published a total of 810 articles, accounting for 80% of the total. Among  
125 them, the United States ranked first, with 269 articles. Australia ranked second with 143 articles, and  
126 the United Kingdom ranked third with 109 articles (Figure 2b).

127

128 **Figure 2. Number of publication and the top 10 most production countries.**

129 **A. The number of publications from 1950 to 2020.**

130 **B. Top 10 most production countries.**

131

132

---

## 133 **Top 20 institutions ranked by the number of publications**

134 In total, 335 articles were published among the top 20 institutions. Seven of these institutions  
135 are in the United States, and six are in Australia. Brazil, the United Kingdom, and Canada each have  
136 two institutions, and South Korea has one institution in the top 20. The number one publication  
137 institution is Australia's University of Adelaide, with a total of 50 articles. The second is Brazil's  
138 University of Sao Paulo, with 30 articles; and the third is Australia's University of Melbourne, with 26  
139 articles. Among them, the TLCS of the University of Adelaide is 218, the TGCS is 784 and is ranked  
140 first, and the TLCS per paper is 4.36, which means that the average article ranks fourth in terms of  
141 influence in this field. Moreover, we noticed that the U.S. CDC ranked first in terms of the influence of  
142 each article, with a TLCS per paper of 6.13 and a TGCS per paper of 29.19. The TLCS per paper  
143 indicates the influence of a single article in this field; the second and third places are the University of  
144 Iowa (United States) with a TLCS per paper of 5.73 and the University of British Columbia (Canada)  
145 with a TLCS per paper of 5.73, respectively (Figure 3).

146

147 **Figure 3. Top 20 institutions ranked by the number of publication**

148

149

## 150 **Top 10 journals ranked by number of publications**

151 The top 10 journals published a total of 486 papers, accounting for 48% of the total number of  
152 articles. The total number of publications averages 48.6 articles per journal. The journals are classified  
153 on WoS mainly in Dentistry, Oral Surgery & Medicine and Public, Environmental & Occupational  
154 Health. *Community Dentistry and Oral Epidemiology* (2019 IF of 2.135) published 107 articles,

155 ranking first. *Fluoride* and the *Journal of Public Health Dentistry* each published 75 related articles  
156 and tie for second place. According to the 2019 JCR report, among the 10 journals, the highest IF is  
157 4.914 for the *Journal of Dental Research*, and the lowest is 0.679 (*Community Dental Health*). The  
158 average IF is 2.02. The TLCS of *Community Dentistry and Oral Epidemiology* is 472, and the TGCS is  
159 1877; thus, both are ranked first among journals. However, the TLCS per paper for the *Journal of*  
160 *Dental Research* is 5.85, that for the *Journal of Public Health Dentistry* is 5.76, and that for  
161 *Community Dentistry and Oral Epidemiology* is 4.41, to round out the top three. The TGCS per paper  
162 of the *Journal of Dental Research* is 20.51, the TGCS per paper of *Community Dentistry and Oral*  
163 *Epidemiology* is 17.54, and the TGCS per paper of the *Caries Research* is 16.91; these journals are the  
164 top 3 in terms of TGCS per paper (Figure 4).

165

166 **Figure 4. Top 10 journals ranked by number of publications**

167

168

## 169 **Co-authorship between countries, institutions, and authors**

170 We can see that the United States has strong cooperative relations with Canada and Australia.  
171 The UK has strong cooperative relations with Ireland and Australia. Brazil has cooperative  
172 relationships with the United States and Australia, and its cooperative relationship with the United  
173 States is stronger than that with Australia (Figure 5a).

174 It can be seen from the cooperation map of scientific research institutions that Australia's  
175 Adelaide University is at the centre of the network. It has a strong cooperative relationship with the  
176 University of North Carolina, Griffith University, and Newcastle University. Moreover, it can be seen



177 that the University of Queensland and Griffith University have a certain cooperative relationship. The  
178 University of British Columbia has a certain cooperative relationship with the University of Iowa and  
179 Indiana University (Figure 5b).

180 Co-authorship between authors is carried out by authors whose publication record is greater  
181 than or equal to 5, and there are only three co-authorship networks with more than three authors  
182 (Figure 5c). Seven scholars, including AJ Spencer and I Do from Adelaide University (Australia), SM  
183 Levy from Iowa University (United States) and DC Clark from the University of British Columbia  
184 (Canada), constitute the largest author collaboration network.

185 Seppa, Hausen, and Karkkainen from the University of Oulu (Finland) and Iuoma from the  
186 University of Kuopio (Finland) constitute the second largest cooperative network. Moreover, we  
187 noticed that Seppa and Hausen also been published research papers with Iuoma with the University of  
188 Kuopio.<sup>13,14</sup>

189 The last collaborative network is composed of three British scholars: Goodwin from the  
190 University of Manchester and Michaela and Maguire from the University of Newcastle. Figure 5d is  
191 the detail information of co-authorship network of more than 3 authors.

192

193 **Figure 5. Co-authorship between countries(a), institutions(b), and authors(c,d)**

194 **A. Co-authorship between countries.**

195 **B. Co-authorship between institutions.**

196 **C. Co-authorship between authors.**

197 **D. Detail of co-authorship network of more than 3 authors.**

198

199

## 200 **Keyword analysis**

201 Through the keyword density map, we can see that the main keywords are dental caries,  
202 fluoride, children, drinking water, prevalence, and dental fluorosis (Figure 6a).

203 In the keyword network diagram, VOSviewer divides the keywords into 4 clusters. Cluster 1 is  
204 red, and the high-frequency keywords are dental caries (321 times), children (187 times), oral health  
205 (112 times), and prevention (75 times), which are mainly related to dental caries. Cluster 2 is green.  
206 The high-frequency words were fluoride (203 times), drinking water (125 times), fluorosis (105 times),  
207 and exposure (72 times), which were mainly related to fluoride and fluorosis. Cluster 3 is blue, among  
208 which the high-frequency words are fluoridation (110 times) and epidemiology (46 times), which are  
209 mainly related to epidemics. Cluster 4 is yellow. The high-frequency keywords are prevalence (125  
210 times), dental fluorosis (119 times), risk factors (79 times), and enamel fluorosis (45 times), which are  
211 mainly related to dental fluorosis (Figure 6b).

212

### 213 **Figure 6. Keyword analysis**

214 **A. Keywords density map.**

215 **B. Keywords network map.**

216

217

## 218 **Citation network of top 30 most cited outputs**

219 In total, 30 records were selected for citation analysis (Figure 7). The minimum TLCS in this  
220 group was 16, and the maximum TLCS was 82.

221

222 **Figure 7. Citation network of top 30 high-cited outputs in WF**

223

224

225 The first highly cited article is from 1980, and the last one is from 2013. The articles were  
226 mainly published in the Journal of Public Health Dentistry (8 articles) and Community Dentistry and  
227 Oral Epidemiology (6 articles). The highest TLCS is achieved by Systematic Review of Water  
228 Fluoridation (record 340) published in the British Medical Journal in 2000.<sup>15</sup> Records 144, 218, 309,  
229 371, and 488 are all focused on dental fluorosis, of which 218 and 488 studied enamel fluorosis on the  
230 maxillary incisors.<sup>16,17</sup> Records 94, 128, 176, and 351 studied the relationship between interrupted WF  
231 and dental caries. Records 174 and 257 studied the relationship between dental caries, dental fluorosis  
232 and fluoride concentration. Records 247 and 321 studied the relationship between high-fluoride water  
233 and children's intelligence. Records 354, 353, and 592 are all WF economic evaluations. In addition,  
234 we noticed that record 353 has been withdrawn.<sup>18</sup> S2 Table shows the specific information of the top 30  
235 highly cited outputs.

236

## 237 **Discussion**

238 WF-related research has attracted the attention of top medical journals since 1950.<sup>19-24</sup> Major  
239 institutions such as the U.S. Public Health Service,<sup>25</sup> National Research Council,<sup>26</sup> World Health  
240 Organization,<sup>27</sup> and Institute of Medicine<sup>28</sup> have confirmed the safety of WF, but in the past three  
241 years, they have continuously reported on WF investigations based on social media, showing that the  
242 public still has doubts regarding WF.<sup>7,29</sup> Hyo-Jung Oh et al (2018) performed a trend analysis on

243 studies in the literature related to WF and caries but did not analyse other related WF literature and did  
244 not have detailed indicators such as highly cited literature and cooperative relationship analysis.<sup>30</sup>

245 This article carried out bibliometric research and analysis on articles published in the field of  
246 WF over the past 70 years. After 1991, the number of articles published increased sharply. From 1991  
247 to 2010, the average annual number of publications exceeded 20, and the number of publications in the  
248 last 10 years was 39.3. The United States and Australia are the most productive countries with the most  
249 productive scientific research institutions. Australia's Adelaide University ranks first with 50 papers  
250 and ranks first in the world in terms of the TLCS and TGCS and fourth in the world in terms of the  
251 TLCS per paper. This finding shows that Adelaide University not only publishes a large number of  
252 articles but also publishes high-quality papers and has an important influence in this field. The main  
253 co-authorship network between organizations also confirms this point. The United States and Australia  
254 have more co-authorships. Adelaide University is at the centre of the institutional cooperation network.  
255 At the same time, AJ Spencer and IG GO (Adelaide University), SM Levy (Iowa University, USA),  
256 and DC Clark (University of British Columbia, Canada) constitute the largest author network in the  
257 co-authorship analysis.

258 According to the WoS classifications, WF research is mainly published in Dentistry, Oral  
259 Surgery & Medicine. *Community Dentistry and Oral Epidemiology* published 107 articles, ranked first  
260 in the number of articles published and in the TLCS and TGCS. In addition, ranked third in the TLCS  
261 per paper index. In summary, it can be seen that *Community Dentistry and Oral Epidemiology* has an  
262 important position in this research field. However, in terms of the impact of a single article in this  
263 research field, the *Journal of Dental Research* ranks first in the top 10 journals, showing its important  
264 influence in the field of dentistry.

---

265           Analysing the keyword network in the WF literature, the results show that the most common  
266 keywords are dental caries, fluoride, children, drinking water, prevalence, and fluorosis. The keywords  
267 of WF mainly include prevention of dental caries, systemic toxicity of fluoride, dental fluorosis and  
268 epidemiological investigation. The chronological chart of the top 30 highly cited articles in the field  
269 shows that the most cited articles are mainly focused on 1) dental fluorosis, especially fluorosis of the  
270 maxillary central incisor; 2) the relationship between interruption WF and caries; 3) the impact of  
271 drinking water on children's intelligence; and 4) economic evaluation.

272           This is the first article to report on the bibliometrics of WF. The list of highly cited articles will  
273 provide an important source of information for researchers, public health personnel and government  
274 agencies. Analysis of research hotspots in this field, publications in journals, analysis of high-yield  
275 institutions and cooperation relationships will be beneficial to later scientific research and cooperation  
276 choices of researchers and government agencies.

277           Some limitations still exist in our studies. The data in this paper only comes from Wos, and  
278 there is no search on other databases such as Pubmed. At the same time, the deadline for data inclusion  
279 in this paper is 2020, and the lack of research data in the past three years will have a certain impact on  
280 the data in this paper. However, the WoS database is considered the best database for this type of  
281 evaluation because the use of additional biomedical databases does not significantly increase the  
282 production of related journals.<sup>31</sup> Secondly, we are exploring the 70 years of research changes from  
283 1950 to 2020, in which the chronological statistics are measured in 10 years. Hence, there is no further  
284 addition of articles from the last 3 years.

285

286

---

## 287 Acknowledgements

288 The authors would like to acknowledge the general support of Xuzhou Medical University and  
289 Chongqing Medical University.

290

291

## 292 References

- 293 1. Over 75 years of Community Water Fluoridation, <https://www.cdc.gov/fluoridation/basics/anniversary.htm>  
294 (archived on 18 Mar 2021).
- 295 2. Healthy People 2020: health communication and health information technology,  
296 <https://www.healthypeople.gov/2020/topics-objectives/topic/oral-health/objectives> (archived on 26 Aug  
297 2019).
- 298 3. Centers for Disease Control and Prevention (CDC). Ten great public health achievements--United States,  
299 1900-1999. *MMWR Morb Mortal Wkly Rep.* 1999;48(12):241-3.
- 300 4. Mackert M, Bouchacourt L, Lazard A, Wilcox GB, Kemp D, Kahlor LA, et al. Social media conversations  
301 about community water fluoridation: formative research to guide health communication. *J Public Health*  
302 *Dent.* 2021;81(2):162-166.
- 303 5. Schluter PJ, Hobbs M, Atkins H, Mattingley B, Lee M. Association Between Community Water Fluoridation  
304 and Severe Dental Caries Experience in 4-Year-Old New Zealand Children. *JAMA Pediatr.*  
305 2020;174(10):969-976.
- 306 6. Morabia A. Community Water Fluoridation: Open Discussions Strengthen Public Health. *Am J Public*  
307 *Health.* 2016;106(2):209-10.
- 308 7. Oh HJ, Kim CH, Jeon JG. Public Sense of Water Fluoridation as Reflected on Twitter 2009-2017. *J Dent Res.*  
309 2020;99(1):11-17.
- 310 8. Zhu R, Wang Y, Wu R, Meng X, Han S, Duan Z. Trends in high-impact papers in nursing research published  
311 from 2008 to 2018: A web of science-based bibliometric analysis. *J Nurs Manag.* 2020;28(5):1041-1052.
- 312 9. Curt C. Multirisk: What trends in recent works? - A bibliometric analysis. *Sci Total Environ.*  
313 2021;763:142951.

- 
- 314 10. Glanville J, Kendrick T, McNally R, Campbell J, Hobbs FD. Research output on primary care in Australia,  
315 Canada, Germany, the Netherlands, the United Kingdom, and the United States: bibliometric analysis. *BMJ*.  
316 2011;342:d1028.
- 317 11. van Eck NJ, Waltman L. Software survey: VOSviewer, a computer program for bibliometric mapping.  
318 *Scientometrics*. 2010;84(2):523-538.
- 319 12. Garfield E. From the science of science to Scientometrics visualizing the history of science with HistCite  
320 software. *J Informetr* 2009;3(3):173-179.
- 321 13. Seppä L, Luoma H, Hausen H. Fluoride content in enamel after repeated applications of fluoride varnishes in  
322 a community with fluoridated water. *Caries Res*. 1982;16(1):7-11.
- 323 14. Seppä L, Hausen H, Luoma H. Relationship between caries and fluoride uptake by enamel from two fluoride  
324 varnishes in a community with fluoridated water. *Caries Res*. 1982;16(5):404-12.
- 325 15. McDonagh MS, Whiting PF, Wilson PM, Sutton AJ, Chestnutt I, Cooper J, et al. Systematic review of water  
326 fluoridation. *BMJ*. 2000;321(7265):855-9.
- 327 16. Evans RW, Darvell BW. Refining the estimate of the critical period for susceptibility to enamel fluorosis in  
328 human maxillary central incisors. *J Public Health Dent*. 1995;55(4):238-49.
- 329 17. Hong L, Levy SM, Broffitt B, Warren JJ, Kanellis MJ, Wefel JS, et al. Timing of fluoride intake in relation  
330 to development of fluorosis on maxillary central incisors. *Community Dent Oral Epidemiol*.  
331 2006;34(4):299-309.
- 332 18. Griffin SO, Gooch BF, Lockwood SA, Tomar SL. Quantifying the diffused benefit from water fluoridation in  
333 the United States. *Community Dent Oral Epidemiol*. 2001;29(2):120-9.
- 334 19. KNUTSON JW. The case for water fluoridation. *N Engl J Med*. 1952;246(19):737-43.
- 335 20. Cooper C, Wickham CA, Barker DJ, Jacobsen SJ. Water fluoridation and hip fracture. *JAMA*.  
336 1991;266(4):513-4.
- 337 21. Danielson C, Lyon JL, Egger M, Goodenough GK. Hip fractures and fluoridation in Utah's elderly  
338 population. *JAMA*. 1992;268(6):746-8.
- 339 22. Jacobsen SJ, O'Fallon WM, Melton LJ 3rd. Hip fracture incidence before and after the fluoridation of the  
340 public water supply, Rochester, Minnesota. *Am J Public Health*. 1993;83(5):743-5.
- 341 23. Gibson SL, Gibson RG. Water fluoridation. Clearer evidence of benefits and risks is needed. *BMJ*.  
342 2001;322(7300):1487.
- 343 24. Yeung CA. Water fluoridation could save NHS millions every year. *BMJ*. 2014;348:g2855.
- 344 25. Public Health Service report on fluoride benefits and risks. *MMWR Recomm Rep*. 1991;40(RR-7):1-8.
- 345 26. National Research Council Committee on Toxicology. Health effects of ingested fluoride. Washington, DC:  
346 National Academy Press, 1993.

- 347 27. World Health Organization. Environmental health criteria 36: fluorine and fluorides. Geneva: World Health  
348 Organization, 1984.
- 349 28. Institute of Medicine (US) Standing Committee on the Scientific Evaluation of Dietary Reference Intakes.  
350 Dietary Reference Intakes for Calcium, Phosphorus, Magnesium, Vitamin D, and Fluoride. Washington  
351 (DC): National Academies Press (US); 1997.
- 352 29. Mackert M, Bouchacourt L, Lazard A, Wilcox GB, Kemp D, Kahlor LA, et al. Social media conversations  
353 about community water fluoridation: formative research to guide health communication. *J Public Health*  
354 *Dent.* 2021;81(2):162-166.
- 355 30. Oh HJ, Choi HM, Kim C, Jeon JG. Trend Analysis of Studies on Water Fluoridation Related to Dental Caries  
356 in PubMed. *Caries Res.* 2018;52(6):439-446.
- 357 31. Aggarwal A, Lewison G, Idir S, Peters M, Aldige C, Boerckel W, et al. The state of lung cancer research: a  
358 global analysis. *Journal of Thoracic Oncology.* 2016;11:1040–50.

359  
360

## 361 **Supporting information**

362 **S1 Table. Synonym merging.**

363 **S2 Table. Specific information of highly cited 30 outputs.**



Publication date:  
1950-01-01 to 2020-12-31

**Search formula**

TS=("water fluoridation")  
OR TS=("water-fluoridation")  
OR TS=("fluoridated water")  
OR TS=("fluoridated-water")  
OR TS=("fluoride water")  
OR TS=("fluoride-water")  
OR TS=("water-fluoridation")  
OR TS=("fluoridated water")  
OR TS=("fluoridated-water")

1513

Refine (-362)

1151

Refine (-143)

Exclude 362 records  
(letter, note, book chapter,  
meeting abstract,  
early access, reprint, editorial material,  
correction)

Exclude 111 irrelevant records  
Excluded 32 non-English records

1008 Record

medRxiv preprint doi: <https://doi.org/10.1101/2023.11.07.23298219>; this version posted November 8, 2023. The copyright holder for this preprint (which was not certified by peer review) is the author/funder, who has granted medRxiv a license to display the preprint in perpetuity. It is made available under a [CC-BY 4.0 International license](https://creativecommons.org/licenses/by/4.0/).

Question	Metrics	Data analysis software
<b>when</b>	Number of publications from 1950-2020	<b>Datawrapper</b>
<b>where</b>	Top 10 most production countries Top 20 institutions Top 10 journals	<b>G Scimago Graphica</b> <b>Datawrapper</b>
<b>who</b>	Co-authorship between countries institutions and authors	<b>VOSviewer</b> Visualizing scientific landscapes
<b>what</b>	Keywords density map keywords network map  Citation network of top 30 outputs	<b>VOSviewer</b> Visualizing scientific landscapes  <b>H HistCite</b>

Figure 1

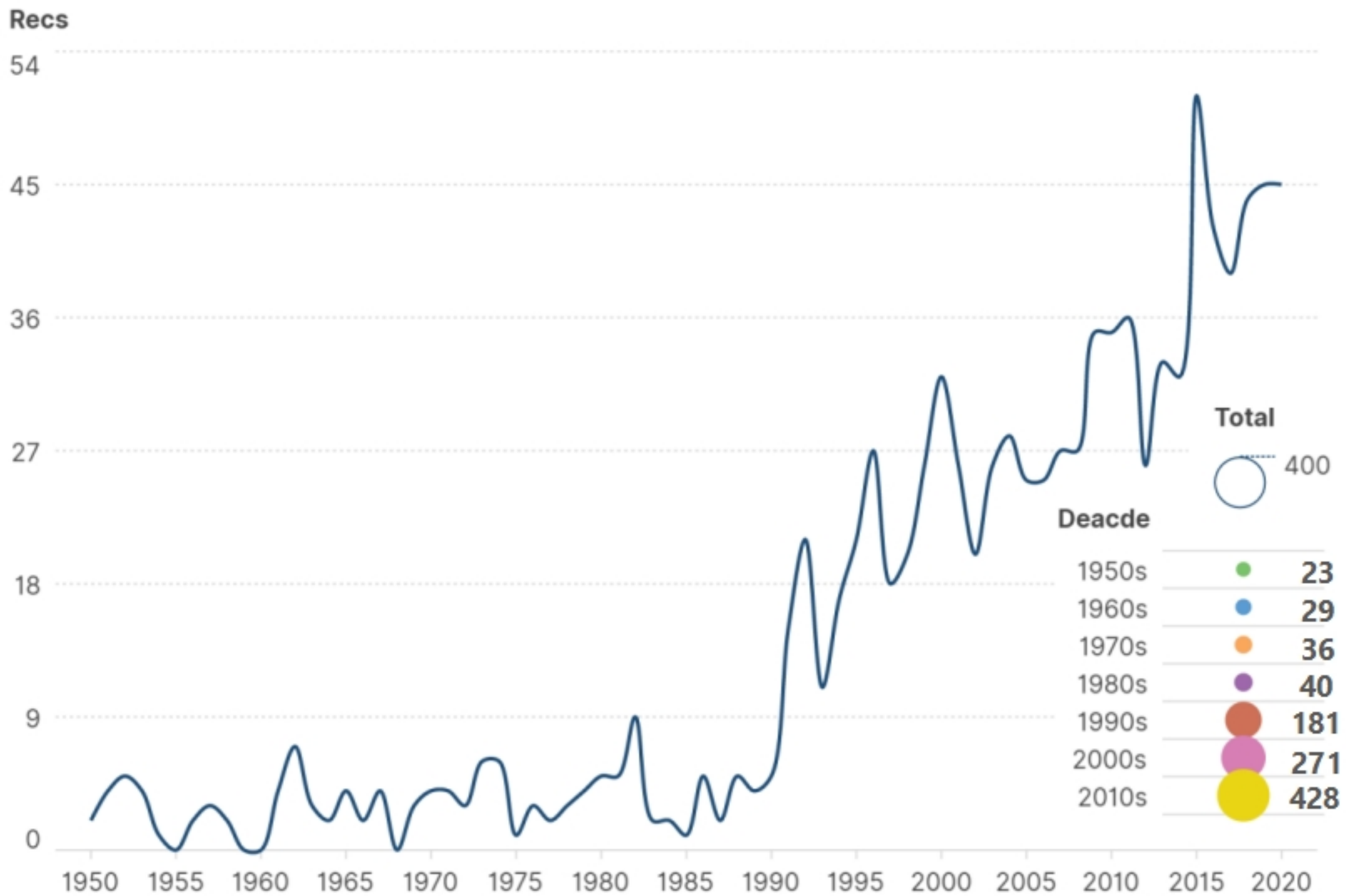


Figure2A

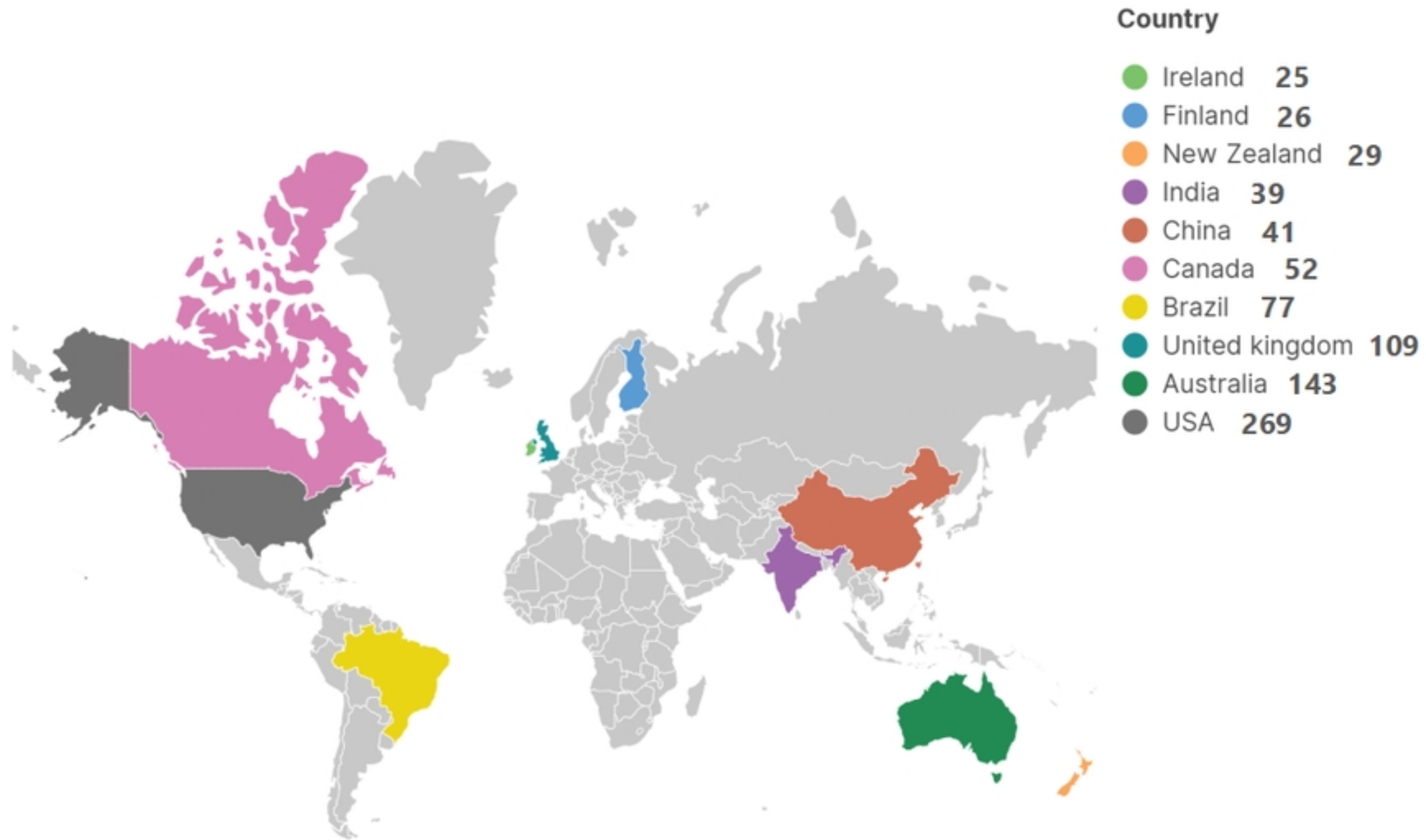


Figure2B

# Top 20 institutions ranked by the number of publications

Institutions	Country	Publication records	TLCS	TLCS per paper	TGCS	TGCS per paper
Univ Adelaide	Australia	50	218	4	784	16
Univ Sao Paulo	Brazil	30	61	2	491	16
Univ Melbourne	Australia	26	64	2	372	14
Univ Queensland	Australia	18	19	1	252	13
Indiana Univ	USA	17	32	2	310	18
Univ N Carolina	USA	17	45	3	180	11
Ctr Dis Control & Prevent	USA	16	98	6	467	29
Univ Manchester	UK	16	29	2	291	18
Univ Calif San Francisco	USA	15	32	2	352	23
Univ Iowa	USA	15	86	6	296	20
Univ Michigan	USA	14	57	4	276	20
Univ Sydney	Australia	14	31	2	210	15
Univ Toronto	Canada	13	30	2	211	16
Griffith Univ	Australia	11	21	2	159	14
Newcastle Univ	UK	11	12	1	168	15
Univ Washington	USA	11	31	3	283	26
Univ Western Australia	Australia	11	20	2	88	8
Seoul Natl Univ	Korea	10	17	2	67	7
Univ British Columbia	Canada	10	51	5	176	18
Univ Estadual Campinas	Brazil	10	19	2	213	21

medRxiv preprint doi: <https://doi.org/10.1101/2023.11.07.23298219>; this version posted November 8, 2023. The copyright holder for this preprint (which was not certified by peer review) is the author/funder, who has granted medRxiv a license to display the preprint in perpetuity. It is made available under a [CC-BY 4.0 International license](https://creativecommons.org/licenses/by/4.0/).

Figure3

# Top 10 journals ranked by number of publications

Journal	Paper	Wos categories	Rank & Quartile	Country	IF	TLCS	TLCS per paper	TGCS	TGCS per Paper
CDOE	107	<b>D</b> <b>Public</b>	31/91 Q2 95/193 Q2	DENMARK	2	472	4	1,877	18
FLUORIDE	75	<b>Public</b>	168/193 Q4	NEW ZEALAND	1	126	2	849	11
JPHD	75	<b>T</b> <b>D</b> <b>Public</b>	90/92 Q4 47/91 Q3 119/193 Q3	USA	2	432	6	1,064	14
CR	47	<b>D</b>	30/91 Q2	SWITZERLAND	2	193	4	795	17
JADA	39	<b>D</b>	16/91 Q1	USA	3	105	3	480	12
JDR	35	<b>D</b>	3/91 Q1	USA	5	205	6	718	21
CDH	32	<b>D</b>	87/91 Q4	ENGLAND	1	36	1	304	10
BDJ	31	<b>D</b>	72/91 Q4	ENGLAND	1	90	3	445	14
ADJ	29	<b>D</b>	66/91 Q3	AUSTRALIA	1	102	4	360	12
IDJ	16	<b>D</b>	34/91 Q2	ENGLAND	2	23	1	186	12

CODE : COMMUNITY DENTISTRY AND ORAL EPIDEMIOLOGY  
 JPHD: JOURNAL OF PUBLIC HEALTH DENTISTRY  
 CR: CARIES RESEARCH  
 JADA: JOURNAL OF THE AMERICAN DENTAL ASSOCIATION  
 JDR: JOURNAL OF DENTAL RESEARCH  
 CDH: COMMUNITY DENTAL HEALTH  
 BDJ: BRITISH DENTAL JOURNAL  
 ADJ: AUSTRALIAN DENTAL JOURNAL  
 IDJ: INTERNATIONAL DENTAL JOURNAL

## Wos categories



DENTISTRY, ORAL SURGERY & MEDICINE



PUBLIC, ENVIRONMENTAL & OCCUPATIONAL HEALTH



TOXICOLOGY

Figure4


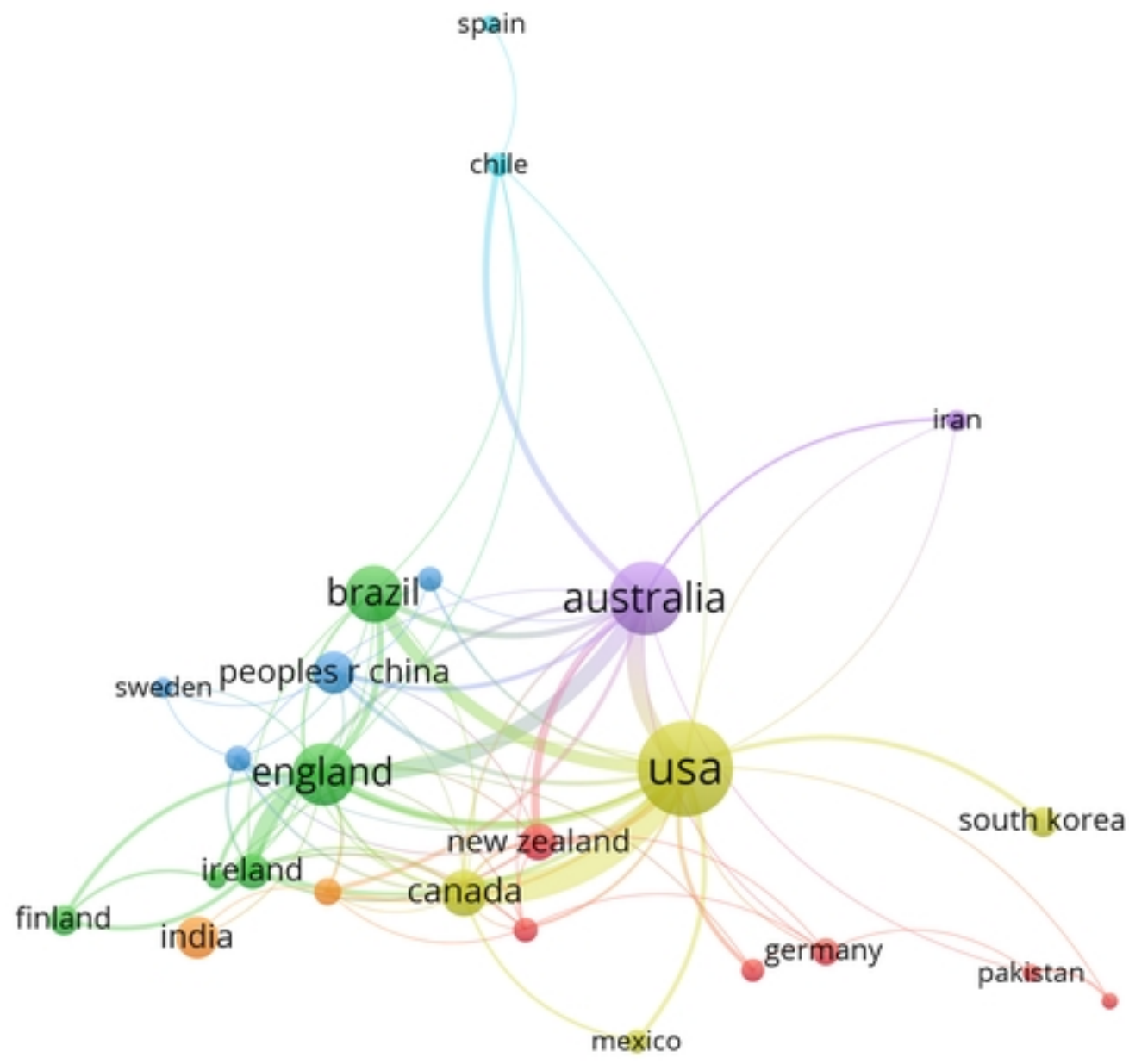


Figure5A


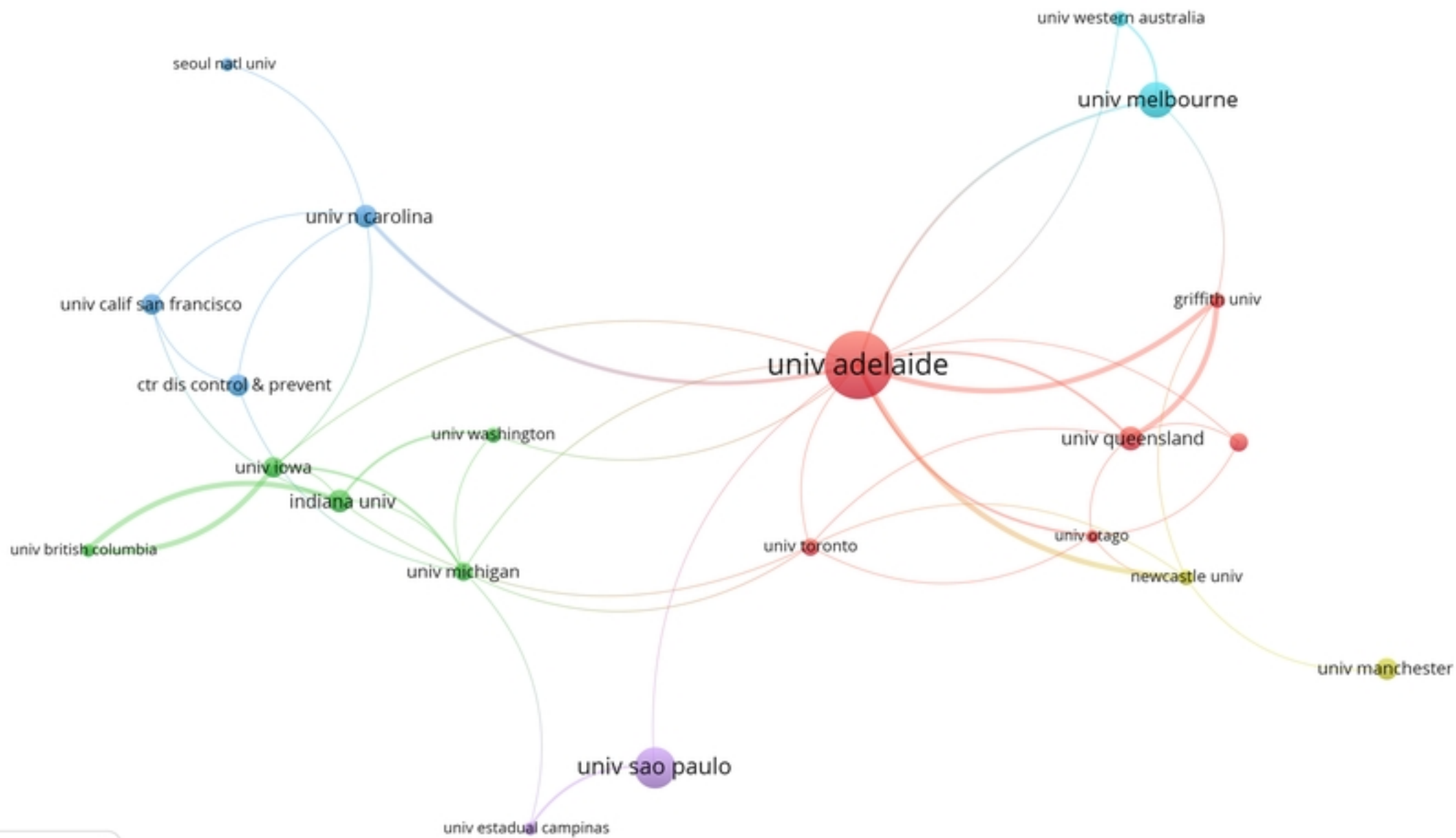

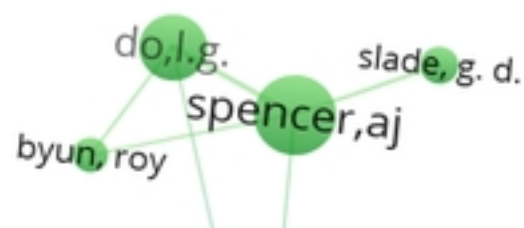


Figure5B







spencer,aj  
do,I.g.  
slade,g.d.  
byun,roy

Australian Research Centre for Population Oral Health, The University of Adelaide, Australia  
 Australian Research Centre for Population Oral Health, The University of Adelaide, Australia  
 Department of Dental Ecology, University of North Carolina at Chapel Hill, USA  
 Centre for Oral Health Strategy, NSW Ministry of Health, Australia



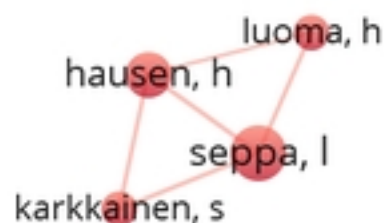
levy, sm  
clark, dc  
maupome,g

Department of Preventive and Community Dentistry, College of Dentistry, University of Iowa, USA  
 Department of Oral Health Sciences, Faculty of Dentistry, The University of British Columbia, Canada  
 Oral Health Research Institute, Indiana University School of Dentistry, USA.



goodwin, michaela  
pretty, iain a.  
maguire, anne

School of Dentistry, University of Manchester, UK  
 School of Dentistry, University of Manchester, UK  
 School of Dental Sciences, University of Newcastle, Newcastle, UK



seppa,l  
hausen,h  
luoma,h  
karkkainen,s

Institute of Dentistry, University of Oulu, Finland  
 Institute of Dentistry, University of Oulu, Finland  
 Institute of Dentistry, University of Kuopio, Finland  
 Institute of Dentistry, University of Oulu, Finland

Figure5D




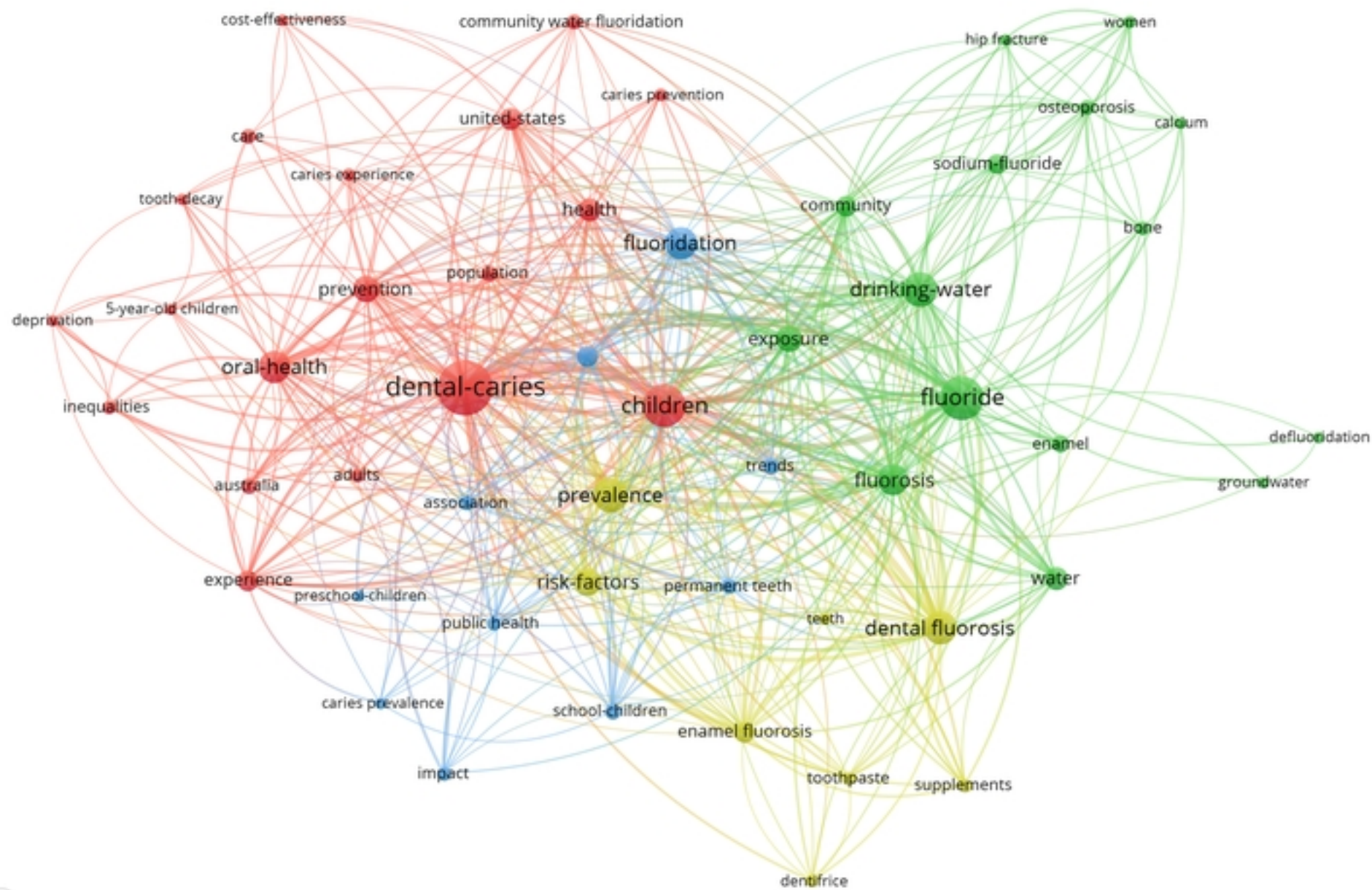
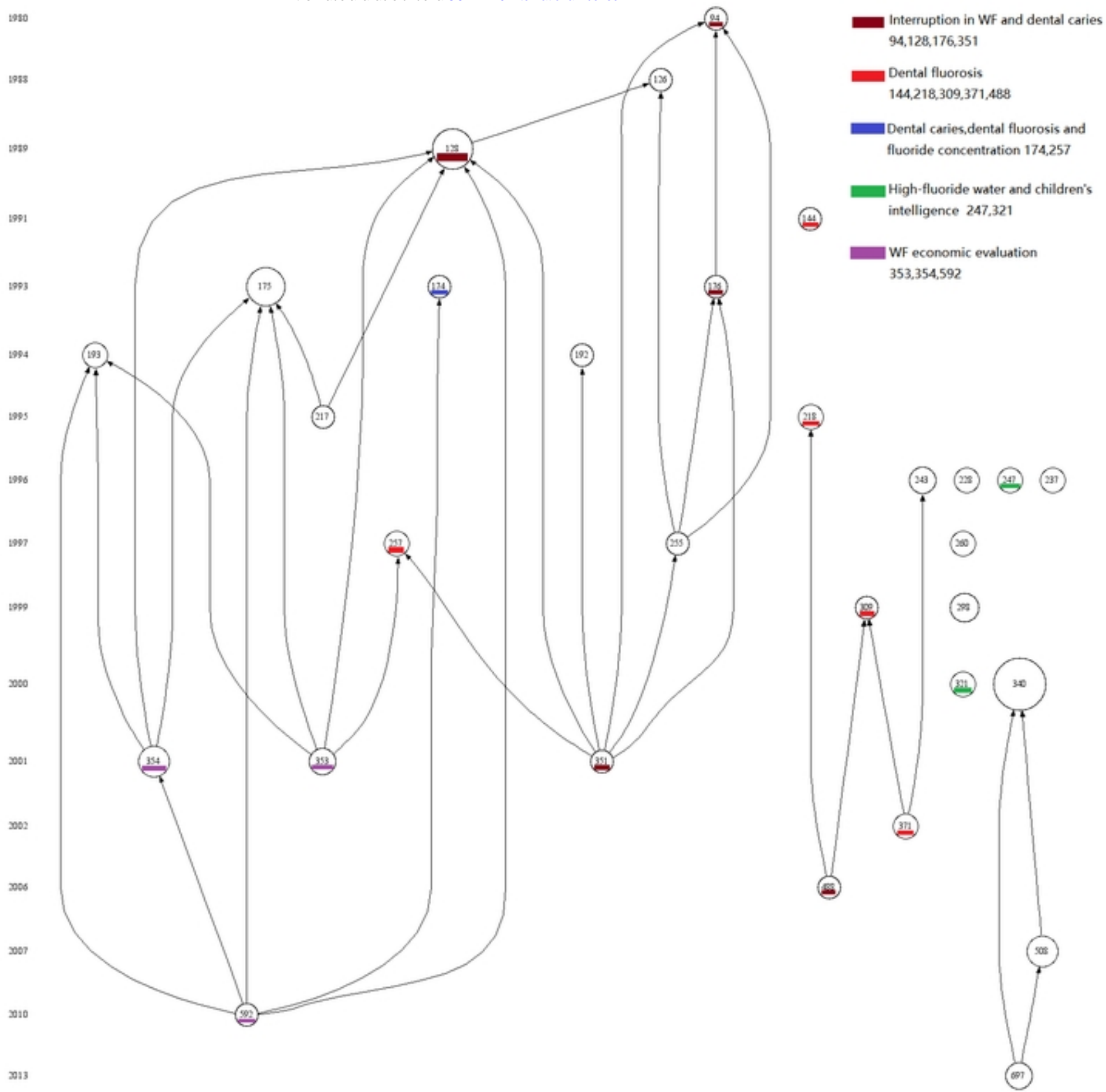


Figure6B



Citation network of top 30 high-cited outputs in water fluoridation research

Figure7