

Frequency and determinants of COVID-19 prevention behaviours: assessment of large-scale programmes in seven countries

Sarah Bick¹, Sian White¹, Astrid Hasund Thorseth¹, Max N D Friedrich², Ian Gavin³, Om Prasad Gautam³, Robert Dreibelbis^{1*}

¹Department of Disease Control, London School of Hygiene and Tropical Medicine, London, United Kingdom

²RANAS, Zurich, Switzerland

³WaterAid, London, United Kingdom

*Correspondence to:

Robert Dreibelbis
robert.dreibelbis@lshtm.ac.uk

London School of Hygiene & Tropical Medicine
Keppel Street
London WC1E 7HT
United Kingdom

1 Abstract

2 Pre-existing health and economic challenges mean residents of low- and middle-income
3 countries (LMICs) are likely to be particularly vulnerable to infectious disease pandemics.
4 Limited access to hygiene facilities, water, soap and masks, and dense living environments
5 impeded effective practice of preventive behaviours – handwashing with soap (HWWS),
6 mask wearing and physical distancing – a key line of primary defence against COVID-19.
7 Here we describe a multi-country analysis of prevalence of key hygiene prevention
8 behaviours and their determinants associated with an international non-governmental
9 organisation (WaterAid) hygiene behaviour change programmes for COVID-19 prevention.
10 The goal of this analysis is to inform future outbreak preparedness and pandemic response
11 in LMICs. Cross-sectional household surveys were conducted in October-November 2020 in
12 seven countries where WaterAid worked (Ethiopia, Ghana, Nepal, Nigeria, Rwanda,
13 Tanzania and Zambia). Multivariable mixed-effects regression analyses were used to explore
14 relationships between self-reported behavioural outcomes of interest (handwashing with
15 soap, physical distancing, and mask use) and demographic characteristics, behavioural
16 factors (knowledge, norms, barriers, motives), and exposure to COVID-19 communications.
17 Most respondents (80%) reported increasing their handwashing behaviour after the
18 pandemic, but practice of HWWS at COVID-19-specific prevention moments was low. Mask
19 wearing (58%) and physical distancing (29%) varied substantially between countries.
20 Determinants of key behaviours were identified, including age and socioeconomic status,
21 perceived norms, self-regulation, and the motive of protecting others. These findings
22 highlight that leveraging behaviour-specific emotional drivers and norms, reducing common
23 barriers and promoting targeted messages about specific behaviours and actions individuals
24 can take to reduce risk are necessary to support large-scale behaviour change. Learning
25 from the COVID-19 response to more effectively integrate novel behaviours into existing
26 health promotion will be vital for disease prevention and outbreak resilience.

27 Keywords

28 COVID-19, hand hygiene, mask wearing, behaviour change, outbreak preparedness, low-
29 and middle-income countries

30 Key messages

31 What is already known on this topic

- 32 • Facilitating COVID-19 prevention behaviours of hand hygiene, mask use and physical
33 distancing in low- and-middle income countries comes with unique challenges
- 34 • Identifying effective strategies to promote adoption of key behaviours in diverse
35 contexts over a period of rapid change will be key for future pandemic preparedness

36 37 What this study adds

- 38 • This multi-country analysis of areas where WaterAid implemented an initial mass
39 media COVID-19 response in 2020 observed lower practice of handwashing at novel
40 COVID-19 prevention moments compared to established moments and variable
41 physical distancing behaviour, and examined behaviour-specific determinants and
42 norms

43 44 How this study might affect research, practice or policy

- 45 • Renewed focus on identified key drivers of behaviour: targeting critical age-groups
46 and vulnerable populations, increasing descriptive norms and motives of protecting
47 others and respect, and reducing common barriers, with targeted messaging for
48 novel handwashing moments, may be key to ongoing COVID-19 response
- 49 • Learning from the rapid COVID-19 response on how well we are able to promote
50 novel behaviours alongside established ones in a variety of contexts can inform
51 future disease prevention and outbreak resilience.

52 Introduction

53 Before mass vaccination, COVID-19 response programmes typically focused on preventive
54 behaviours of hand hygiene, mask use and physical distancing – all seen as a key for
55 reducing transmission and preventing health systems from becoming overburdened. Each of
56 these are different behaviours and facilitating them in low-resource contexts comes with
57 unique challenges. For example, handwashing with soap (HWWS) is a pre-existing, routine
58 behaviour. Global evidence suggests that most people understand the health benefits of
59 HWWS and know how to do it [1]. However, prior to the COVID-19 pandemic, the
60 prevalence of HWWS at critical times (such after using the toilet) in low- and middle-income
61 countries (LMICs) was low [2] and in 28 of the 46 least developed countries only about a
62 quarter of people had access to a basic handwashing facility with soap and water [3]. Water
63 scarcity in many countries also made it hard to prioritise water for handwashing [4-8] and
64 shared water, sanitation and hygiene (WASH) facilities created concerns for COVID-19
65 transmission [9, 10].

66

67 In contrast, mask use was an unfamiliar behaviour to most people prior to the pandemic.
68 Affordable and equitable access to masks (both medical and fabric masks) was limited –
69 particularly during the early stages of the pandemic as medical-grade masks were often
70 prioritised for staff working in health care settings [11, 12]. Hygienic use of masks was
71 challenging in settings where there were high levels of environmental contamination and
72 where laundry is typically done by hand [13]. Physical distancing was also a novel behaviour
73 in most LMICs, often running counter to religious or cultural norms, and it was difficult to
74 enforce or regulate due to large proportions of the population living in densely populated
75 areas and informal settlements [14]. Asking people to reduce unnecessary travel and remain
76 at home came at a much higher socio-economic cost to communities in LMICs due to
77 people, on average, having larger families; smaller houses; being more reliant on daily
78 earnings; having fewer opportunities for collaborating remotely (e.g. access to phones and
79 Wi-Fi); and due to a lack of formal social support mechanisms or financial assistance [14-17].

80

81 Communicating about these behaviours or undertaking behaviour change interventions
82 during the pandemic was also particularly challenging in LMICs where health and hygiene

83 promotion programmes have historically prioritised face-to-face interactions with
84 communities due to inequities in access to mass and digital media [18, 19]. Identifying
85 effective strategies to promote adoption of key behaviours in diverse contexts over a period
86 of rapid change was key to improving the ongoing pandemic response and will be key for
87 future pandemic preparedness.

88

89 In 2020, WaterAid launched COVID-19 hygiene response programmes in 26 countries. The
90 multi-country approach was underpinned by behavioural theory and a common global
91 strategy but was tailored to national and sub-national contexts. After six months of initial
92 implementation, WaterAid completed a mid-term rapid assessment (MTRA) of targeted
93 COVID-19 behaviours across eight countries, to inform the next phase of the response, of
94 which data from seven were analysed and discussed in this paper. Data were collected
95 about factors that were influencing key COVID-19 prevention behaviours, including socio-
96 demographic factors, exposure to COVID-19 prevention programmes, and other behavioural
97 determinants (e.g. knowledge, norms, barriers, motives), with the aim of informing ongoing
98 pandemic programming and future outbreak resilience. Building off this robust data set, the
99 objectives of the present analysis were to estimate the prevalence of key COVID-19
100 prevention behaviours – handwashing, mask wearing, and physical distancing – across seven
101 LMIC countries included in the MTRA, and explore relationships with key determinants.

102

103 [WaterAid COVID-19 response](#)

104 WaterAid adapted their existing WASH-related national behaviour change programmes to
105 incorporate COVID-19 specific behaviours. The first phase of the response in May–
106 December 2020 focused on promoting key hygiene behaviours, such as handwashing with
107 soap, covering the mouth and nose when coughing or sneezing, wearing a mask in public
108 places, cleaning / disinfecting frequently touched surfaces and maintaining physical
109 distance. In this first phase, these public health behavioural messages were delivered
110 through non-contact methods such as mass media, digital, social media. The response also
111 included installing handwashing facilities (mostly hands-free, peddle-operated design) and
112 soap in public locations and institutions. Later in the second phase, January–April 2021,
113 communities were reached with face-to-face behaviour change motivational activities

114 including cues, depending on in-country lockdown measures. Further details of the
115 programme delivery and intervention design in each country are found in Supplementary
116 File 1.

117 Methods

118 The MTRA consisted of cross-sectional face-to-face household surveys consisting of closed-
119 ended questions with pre-coded responses in Ethiopia, Ghana, Nepal, Nigeria, Rwanda,
120 Tanzania and Zambia. The data were collected during October and November 2020, with
121 data collection taking up to two weeks to complete in each country. Data were collected by
122 trained field staff in each country; the MTRA survey was completed during the same 4 week
123 period across all 8 countries. Verbal informed consent was collected from each participant
124 at the start of the survey; data collection instruments including consent statements are
125 provided as Supplementary File 2.

126

127 Sampling

128 In each country, the target population was all adults living within selected geographical
129 areas where WaterAid had implemented its first-phase COVID-19 hygiene promotion and
130 behaviour change response. In each country, the sampling process differed slightly
131 depending on resources, logistical constraints, population data availability and data
132 requirements. Men and women were alternately sampled from one household to the next
133 to ensure an even gender ratio in the sample. Details of the sampling approach are found in
134 Supplementary File 1.

135

136 Measures

137 Key demographic variables including household and respondent demographics and outcome
138 variables were checked for missing and impossible values. All analyses were conducted by
139 country and at the global level. We used principal component analysis on eight household
140 asset indicators at the country level to construct a household wealth index and divided this
141 into country-specific relative wealth quintiles to use as a covariate in analyses.

142

143 Primary outcomes for all analysis were self-reported COVID-19 behaviours targeted by
144 WaterAid's communications and behaviour change programmes. Specifically, these included
145 handwashing with soap at key moments, mask use, and physical distancing. Descriptions of
146 each outcome and determinant and items used to construct them are available in
147 Supplementary File 3.

148 Multiple measures of self-reported hand hygiene were collected in the MTRA survey.
149 Questions related to key moments where HWWS was practiced referred to general
150 behaviour with specific recall period (“When do you wash your hands with soap and
151 water?” with multiple responses). Exploratory principle components analysis of self-
152 reported hand hygiene at key moments identified three distinct, related behaviours that
153 were used for future analyses: i) a binary indicator of HWWS after toilet use; ii) a binary
154 indicator of HWWS before eating, and iii) a composite measure of HWWS for prevention of
155 respiratory infection/COVID-19 (COVID-19 HWWS index), scored 0 to 3, consisting of self-
156 reported HWWS after touching frequently-touched surfaces, coming in contact with
157 someone outside the household, or sneezing/coughing. Additionally, we created a binary
158 variable among respondents for self-reported increase in handwashing during the pandemic
159 compared to no change or reduced handwashing.

160

161 For mask wearing, we defined a binary indicator based on individuals reporting always
162 wearing a face mask in public spaces vs. reporting sometimes or never wearing a face mask.

163

164 For physical distancing, we defined a binary indicator for individuals reporting always
165 practicing physical distancing when in public spaces (one or two meters from others,
166 depending on the country) vs. sometimes or never practicing physical distancing.

167

168 A range of possible determinants of self-reported behaviour were captured in the MTRA
169 survey informed by drawing on theoretical frameworks including the RANAS model [20, 21].

170 These corresponded to broad domains of knowledge, barriers, motives and norms.

171 Questions related to knowledge and barriers were yes/no questions (for example,
172 agreement with “Water is too expensive to purchase for handwashing”) while questions
173 related to motives and norms were 5 point Likert-style questions (for example, with
174 responses ranging from “strongly disagree” to “strongly agree”). To simplify analysis, we
175 grouped all possible questions related to a specific theoretically informed determinants. If
176 data were available on three or more questions, we used Principal Component Analysis
177 (PCA) to create a simple index based on responses. PCA analysis used a tetrachoric
178 correlation matrix for binary variables (knowledge, barriers) and a Pearson correlation
179 matrix for Likert-style responses (motives and norms). Validation involved verification that

180 data presented only one principal component with an Eigenvalue greater than 1,
181 confirmation that similar patterns across countries were observed when performing the
182 analysis at the country level and assessment of internal consistency among items included in
183 indices using Cronbach's alpha. This was the case for all indices. Indices were rescaled to
184 range from zero to three in order to assess changes in outcomes associated with low,
185 medium and high levels of the determinants. Indicators derived from two items (action
186 knowledge indicators) were a simple total of the two.

187

188 Measures of the following determinants were developed during exploratory analysis:
189 *Action knowledge* – knowledge about when to practice a specific behaviour – was
190 operationalised as the total of two dichotomous variables, indicating whether the
191 respondent had named the respective behaviour as a protective behaviour against COVID-
192 19 . *Procedural knowledge* referred to participants' knowledge about how to perform the
193 respective protective behaviour. For HWWS, procedural knowledge referred to knowledge
194 about the correct key situations for HWWS. In line with the three outcomes of HWWS
195 behaviour, we distinguished three dimensions of procedural knowledge: knowing to wash
196 hands before eating, knowing to wash hands after toilet use and knowing to wash hands in
197 situations specifically relevant to prevent a COVID-19 infection. For mask wearing
198 procedural knowledge referred to knowing the situations when to wear a mask. For physical
199 distancing, procedural knowledge referred to knowing its definition, that is staying 1 or 2
200 meters (depending on the country) from others. Questions on self-regulation – factors that
201 help the individual in managing conflicting goals and distractions when implementing or
202 maintaining a behaviour [20] – were available for handwashing with soap and mask use.

203

204 *Barriers* referred to the obstacles that participants reported with regard to the respective
205 protective behaviour. For each target behaviour, participants were asked if anything
206 prevented them from practicing the behaviour, and then asked whether specific barriers
207 were present. Based on exploratory analysis, three types of barriers were distinguished
208 related to handwashing with soap: barriers related to the availability, costs of and access to
209 soap; barriers related to the availability, costs and quality of water; and barriers related to
210 self-regulation such as forgetting or being too busy for HWWS. For mask wearing, barriers
211 included: availability of masks (e.g. costs, lack of knowledge where to buy or how to make a

212 mask); comfort (e.g. difficulties breathing, feeling too hot under a mask); social barriers (i.e.
213 fear of being judged by others); and self-regulation (i.e. forgetting). For physical distancing,
214 barriers included: response efficacy (beliefs as to whether the recommended action step
215 will actually avoid the threat i.e. prevent COVID-19); and barriers related to lack of space.

216

217 *Norms* referred to the perceived social pressure to engage in the respective protective
218 behaviour. Two dimensions of norms were distinguished: descriptive norm referred to the
219 respondents' perception of whether other people engage in the respective protective
220 behaviour (Likert-style responses ranged from "nobody" to "all of them"); and injunctive
221 norm referred to the respondents' perception of whether other people approved the
222 respondent to engage in the respective protective behaviour (Likert-style responses ranging
223 from "not at all" to "extremely").

224

225 *Motives* described participants feelings and perceived benefits of executing the respective
226 behaviour. For HWWS, the belief that HWWS protects from COVID-19, pride, attractiveness
227 and feeling clean to others were included. For mask wearing, fear of contracting COVID-19 if
228 somebody next to the respondent did not wear a mask, the belief that wearing a mask
229 protects from COVID-19, pride and respect from other were considered. For physical
230 distancing, fear of contracting COVID-19 if not practicing physical distancing, the belief that
231 physical distancing protects from COVID-19, pride and respect were included.

232

233 Variables related to self-reported exposure to any COVID-19 communications (not limited to
234 WaterAid communications) were converted to categorical variables for inclusion in analyses,
235 with three levels:

- 236 1. no exposure to any COVID-19 communication
- 237 2. exposure to COVID-19 communications but not on the behaviour of interest, and
- 238 3. exposure to COVID-19 communications on the behaviour of interest.

239

240 Data analysis

241 We conducted descriptive analysis of primary behavioural outcomes globally, and at the
242 country level. Primary outcomes were disaggregated by gender, age, disability, location, and
243 relative household wealth (Supplementary File 3).

244

245 Primary outcomes were assessed with mixed effects regression analyses with the full, multi-
246 country dataset (including country and sampling cluster as random intercepts), with fixed
247 slopes. Poisson regression was used for the outcome of handwashing moments for COVID-
248 19 prevention and logistic regression was used for all other outcomes. We retained four
249 outcomes for the regression analyses due to their relevance for COVID-19 prevention:
250 COVID-19 HWWS index, increase in HWWS behaviour after the COVID-19 pandemic, mask
251 wearing in public spaces, and physical distancing.

252

253 Exploratory bivariable regressions were used to explore relationships between each of the
254 potential determinants (demographics, exposure to COVID-19 communications, knowledge
255 and norms related to the targeted behaviour, motives, barriers, household WASH access
256 and exposure/effects of COVID-19) and self-reported behaviours. Among demographic
257 variables, those having a significant association (at the 5% level) with at least one outcome
258 were retained for inclusion in multivariable models – seven demographics were retained
259 (location, gender, age, education, disability status of the respondent, disability status of any
260 member of their household, relative household wealth quintile).

261

262 Exploratory multivariable regressions were then used to predict the self-reported
263 behaviours through multiple determinants. Three multivariable regression models were
264 analysed for each outcome: 1) the selected demographics, 2) behavioural factors (motives,
265 barriers, knowledge and norms), and 3) exposure to COVID-19 communications, with
266 models 2 and 3 adjusted for selected demographics. Country-specific workshops were held
267 and insights generated from these results informed subsequent interventions during the
268 COVID-19 hygiene response, including a community-based behaviour change campaign in
269 the second phase.

270 Results

271 Respondent characteristics

272 Sampled individuals, villages and geographic location (urban/peri-urban/rural) in the seven
273 countries included are shown in Table 1. In total, 3033 individuals were surveyed across the
274 seven countries. While all respondents lived in urban areas in Ethiopia and Ghana, in other
275 countries respondents resided in a mix of urban, peri-urban and rural areas. Details of
276 individual and household demographics, and household access to water, sanitation and
277 hygiene facilities are in Supplementary File 3.

Table 1. Demographic characteristics of respondents and their households by country

Country	GLOBAL	Ethiopia	Ghana	Nepal	Nigeria	Rwanda	Tanzania	Zambia
Individuals	3033	505	387	497	422	423	395	404
Villages / communities	211	8	39	25	48	47	11	33
Geographic area: n (%)								
Urban	1302 (42.9)	505 (100)	0 (0)	144 (29.0)	183 (43.4)	85 (20.1)	154 (39.0)	231 (57.2)
Peri-Urban	712 (23.5)	0 (0)	90 (23.3)	160 (32.2)	149 (35.3)	106 (25.1)	154 (39.0)	53 (13.1)
Rural	1019 (33.6)	0 (0)	297 (76.7)	193 (38.8)	90 (21.3)	232 (54.9)	87 (22.0)	120 (29.7)

278 We removed 26 surveys where consent was unclear, and six respondents who self-identified
279 as transgender or did not report their gender (too few observations to include in
280 multivariable analyses).

281

282 Prevalence of COVID-19 preventive behaviours

283 Figure 1 presents mean values and standard deviations for self-reported HWWS, as well as
284 mask wearing in public spaces, and physical distancing.

285

286 More than 80% of participants globally reported that their HWWS practice had increased
287 since the start of the pandemic (Figure 1, panel C). This increase was similar across most
288 countries, except in Rwanda (95%) and Tanzania (52%). Across all countries, more than 80%
289 and more than 90% of participants reported handwashing with soap after toilet use and
290 before eating, respectively (panels A and B). In contrast, in regards to the COVID-19 HWWS
291 index, out of the three possible moments the mean number of moments at which
292 participants reported washing hands with soap was one moment (panel D, right). This
293 finding was similar across countries except for Tanzania with a mean of 0.3 moments. Panel

294 D also presents a more detailed picture of self-reported handwashing behaviour for COVID-
295 19 prevention on the left. Across all data sets, 45% of respondents did not report HWWS at
296 any of the key COVID-19 related junctures. Even fewer respondents practiced any COVID-19
297 protective HWWS in Tanzania (75% reported no key moments)^a. 28% of respondents
298 practiced HWWS at two or more key moments for COVID-19. Consistent HWWS in all three
299 situations was reported by few participants across countries ranging from 1% of Tanzanians
300 respondents to 28% of Rwandan respondents.

301
302 Prevalence of always wearing a face mask varied considerably by country (panel E, right),
303 with nearly all respondents in Rwanda (96%) always wearing a mask and few (26%) in
304 Nigeria. Globally, only 3% of respondents reported never wearing a face mask (panel E, left);
305 58% of participants reported always wearing a face mask in public places while 39%
306 reported to sometimes wear a face mask.

307

308 While in public, 29% of respondents globally reported to always practice physical distancing
309 (panel F, right). Physical distancing was most practiced in Rwanda, with 74% reporting that
310 they always maintain a distance in public.

311

312 [Relationships with demographic characteristics](#)

313 Table 2 displays multivariable regression analyses of COVID-19 prevention outcomes against
314 selected respondent and household demographics. For the COVID-19 HWWS index,
315 relationship between demographic variables and self-reported behaviour are displayed as
316 incidence rate ratios (IRRs) with corresponding 95% confidence intervals (CIs). For other
317 outcomes, results are displayed as odd ratios OR with corresponding 95% CIs. Gender, age,
318 education, household member with disability and wealth were significantly associated with
319 HWWS moments for COVID-19 prevention. Gender and household wealth were significantly
320 associated with odds of increasing handwashing behaviour after the pandemic.

^a At the time of the survey the government of Tanzania did not recognise COVID-19; therefore, the campaign was framed slightly differently as prevention behaviours for communicable diseases.

Table 2. Multivariable regression analyses of COVID-19 prevention outcomes on selected respondent and household demographics in seven countries where WaterAid worked.

	COVID-19 HWWS index [0-3]		HWWS increased		Always wears a mask		Always physically distances	
	IRR	95% CI	OR	95% CI	OR	95% CI	OR	95% CI
DEMOGRAPHICS								
Geographic location								
Urban	Ref		Ref		Ref		Ref	
Peri-urban	0.97	(0.73, 1.28)	0.75	(0.42, 1.31)	0.86	(0.50, 1.47)	0.51*	(0.29, 0.88)
Rural	0.93	(0.72, 1.22)	0.86	(0.50, 1.49)	1.12	(0.66, 1.88)	0.82	(0.48, 1.40)
Respondent gender								
Male	Ref		Ref		Ref		Ref	
Female	0.88*	(0.81, 0.95)	1.25*	(1.00, 1.56)	1.12	(0.92, 1.37)	1.27*	(1.02, 1.58)
Respondent age								
15-25	Ref		Ref		Ref		Ref	
26-50	1.22*	(1.08, 1.39)	1.33	(0.97, 1.82)	0.99	(0.75, 1.31)	1.46*	(1.06, 2.02)
> 50	1.34*	(1.15, 1.56)	1.32	(0.89, 1.96)	1.47*	(1.03, 2.09)	1.83*	(1.22, 2.73)
Respondent education								
No education completed	Ref		Ref		Ref		Ref	
Primary school completed	1.15*	(1.03, 1.29)	1.68*	(1.25, 2.26)	1.72*	(1.31, 2.26)	1.29	(0.96, 1.71)
Secondary school or higher completed	1.23*	(1.08, 1.39)	1.36	(0.98, 1.90)	1.80*	(1.32, 2.47)	1.22	(0.86, 1.74)
Respondent has disability								
	1.00	(0.90, 1.11)	0.73*	(0.56, 0.96)	1.19	(0.92, 1.52)	1.16	(0.88, 1.52)
Member of household has disability								
	0.87*	(0.78, 0.96)	1.02	(0.78, 1.35)	0.83	(0.65, 1.06)	0.99	(0.76, 1.29)
Household relative wealth quintile								
Lowest	Ref		Ref		Ref		Ref	
Second	1.13	(0.98, 1.31)	1.83*	(1.29, 2.59)	1.29	(0.94, 1.77)	0.92	(0.64, 1.33)
Middle	1.24*	(1.07, 1.43)	1.66*	(1.17, 2.36)	1.25	(0.90, 1.72)	1.19	(0.83, 1.70)
Fourth	1.28*	(1.09, 1.51)	1.75*	(1.19, 2.58)	1.39	(0.97, 1.99)	0.95	(0.63, 1.44)
Highest	1.50*	(1.27, 1.78)	2.28*	(1.46, 3.58)	2.41*	(1.60, 3.62)	1.23	(0.79, 1.93)

Note: Mixed effects Poisson regression models used for COVID-19 HWWS index (0-3), with random intercepts for country and village – coefficients (ratio of HWWS moments mentioned) and 95% confidence intervals displayed. Mixed effects logistic regression models used for other outcomes, with random intercepts for country and village – odds ratios and 95% confidence intervals displayed. Abbreviations: HWWS, handwashing with soap; IRR, incidence rate ratio; OR, odds ratio; CI, confidence interval. *Effect significant at the 5% level.

321 Respondents over 50 years old (OR: 1.47) and respondents with at least primary (OR: 1.72)
322 or secondary (OR: 1.80) education were more likely to wear a mask in public (Table 2). Odds
323 of practicing physical distancing was higher among women (OR: 1.27) and increased with
324 age.

325

326 Relationships with behavioural determinants

327 We conducted multivariate regression analyses in order to quantify how the behavioural
328 factors discussed (knowledge, norms, motives and barriers) related to the behavioural
329 outcomes of interest (Table 3). Procedural knowledge was consistently positively associated
330 with HWWS, and individuals who believed that the behaviour protected others from COVID-
331 19 (action knowledge) tended to report having increased their handwashing behaviour. Fear
332 of COVID-19 was moderately positively associated with an increase in HWWS since the
333 beginning of the pandemic.

334

335 Normative considerations were associated with mask wearing and physical distancing
336 outcomes: individuals who perceived others to practice the behaviour more frequently
337 (descriptive norm) and who perceived others to approve of practicing the behaviour
338 (injunctive norm) were more likely to report mask wearing and physical distancing.

339 The effect sizes for descriptive norms were consistently greater than those of injunctive
340 norms for these behaviours. Self-regulation in particular was a significant barrier for HWWS
341 and mask wearing. Respect from the community was positively associated with physical
342 distancing.

343

344 Relationships with COVID-19 communications

345 Multivariable regression analyses were used to explore relationships between exposure to
346 COVID-19 communications and key behaviours, after adjusting for the selected
347 demographics. Exposure to any communications and exposure to messages specific to each
348 key behaviour were compared to a baseline of no communications heard.

Table 3. Multivariable regression analyses of COVID-19 prevention outcomes on all behavioural factors (knowledge, barriers, norms and motives), adjusted for key demographics variables, in seven countries where WaterAid worked.

	COVID-19 HWWS index [0-3]		HWWS increased		Always wears a mask		Always physically distances	
	IRR	95% CI	OR	95% CI	OR	95% CI	OR	95% CI
BEHAVIOURAL FACTORS†								
<u>Knowledge</u>								
Action knowledge for specific behaviour	1.02	(0.89, 1.18)	1.66*	(1.17, 2.36)	1.27	(0.90, 1.79)	0.95	(0.67, 1.35)
Procedural knowledge for HWWS								
Moments for prevention of respiratory infection [0–3]	2.04*	(1.94, 2.14)	1.10	(0.93, 1.31)				
After toilet use			0.90	(0.62, 1.30)				
Before eating			2.71*	(1.74, 4.23)				
Procedural knowledge for Mask wearing								
Situations where necessary [0–3]					1.03	(0.92, 1.15)		
Procedural knowledge for Physical distancing								
Definition of physical distancing							1.42	(0.92, 2.19)
<u>Barriers</u>								
HWWS								
Soap [0–3]	0.95	(0.89, 1.01)	1.00	(0.84, 1.18)				
Water [0–3]	0.98	(0.91, 1.06)	0.76*	(0.61, 0.94)				
Self-regulation [0–3]	0.90*	(0.84, 0.97)	0.88	(0.73, 1.06)				
Mask wearing								
Availability [0–3]					0.69*	(0.59, 0.82)		
Comfort [0–3]					0.90	(0.80, 1.01)		
Pride [0–3]					1.11	(0.69, 1.80)		
Self-regulation					0.52*	(0.40, 0.68)		
Physical distancing								
Response efficacy							0.88	(0.56, 1.38)
Space [0–3]							0.74*	(0.66, 0.84)
<u>Norms</u>								
Descriptive norm specific to behavioural outcome [0–3]	0.99	(0.93, 1.07)	1.17	(0.97, 1.41)	1.90*	(1.55, 2.33)	1.78*	(1.47, 2.14)
Injunctive norm specific to behavioural outcome [0–3]	1.02	(0.94, 1.11)	1.06	(0.84, 1.33)	1.74*	(1.38, 2.19)	1.42*	(1.11, 1.83)
<u>Motives</u>								
General fear of COVID-19	1.07	(0.97, 1.17)	1.33*	(1.06, 1.67)	1.15	(0.94, 1.41)	0.92	(0.74, 1.14)
Motives specific to behavioural outcome								
Belief that behaviour <u>protects</u> others from COVID-19 [0–3]	1.01	(0.90, 1.13)	1.48*	(1.09, 2.01)	1.24	(0.93, 1.66)	1.04	(0.73, 1.49)

Pride in practicing behaviour [0–3]	0.99	(0.87, 1.13)	1.27	(0.91, 1.77)	1.15	(0.90, 1.46)	1.11	(0.81, 1.51)
Belief that behaviour makes respondent <i>attractive</i> to others [0–3]	1.07	(0.95, 1.20)	1.22	(0.90, 1.67)				
Belief that behaviour makes respondent <i>clean</i> to others [0–3]	1.00	(0.88, 1.14)	0.64*	(0.46, 0.89)				
Fear of contracting COVID-19 if behaviour is not practiced [0–3]					1.15	(0.89, 1.49)	1.33	(0.97, 1.83)
Respect from community for practicing behaviour [0–3]					1.02	(0.82, 1.26)	1.38*	(1.06, 1.80)

Note: Mixed effects Poisson regression models used for COVID-19 HWWS index (0-3), with random intercepts for country and village – coefficients (ratio of HWWS moments mentioned) and 95% confidence intervals displayed. Mixed effects logistic regression models used for other outcomes, with random intercepts for country and village – odds ratios and 95% confidence intervals displayed. Abbreviations: HWWS, handwashing with soap; IRR, incidence rate ratio; OR, odds ratio; CI, confidence interval. *Effect significant at the 5% level. †Also adjusted for key demographic and household variables (geographic location, respondent gender, age, education level and disability, household member with disability, and relative household wealth quintile)

Table 4. Multivariable regression analyses of COVID-19 prevention outcomes on exposure to general COVID-19 communications, adjusted for key demographics variables, in seven countries where WaterAid worked.

	COVID-19 HWWS index [0-3]		HWWS increased		Always wears mask		Always physically distances	
	IRR	95% CI	OR	95% CI	OR	95% CI	OR	95% CI
TRIGGERS†								
Exposure to any COVID-19 communications								
No COVID-19 communications heard	Ref		Ref		Ref		Ref	
COVID-19 communications heard but no messages specific to behavioural outcome	1.04	(0.74, 1.47)	1.78	(0.95, 3.35)	2.18*	(1.20, 3.96)	1.32	(0.64, 2.71)
Messages heard specific to behavioural outcome	1.32*	(1.07, 1.64)	3.46*	(2.25, 5.34)	2.18*	(1.33, 3.56)	1.76	(0.91, 3.41)

Note: Mixed effects Poisson regression models used for COVID-19 HWWS index (0-3), with random intercepts for country and village – coefficients (ratio of HWWS moments mentioned) and 95% confidence intervals displayed. Mixed effects logistic regression models used for other outcomes, with random intercepts for country and village – odds ratios and 95% confidence intervals displayed. *Effect significant at the 5% level. †Also adjusted for key demographic and household variables (geographic location, respondent gender, age, education level and disability, household member with disability, and relative household wealth quintile)

349 Respondents who recalled hearing messages specific to handwashing practiced 30% more
350 HWWS moments for COVID-19 prevention, and had over three times greater odds of HWWS
351 after toilet use and having increased handwashing behaviour after the pandemic, compared
352 to those who heard no COVID-19 communications (Table 4). The respondent having heard
353 any COVID-19 communications and specific messages on the key behaviour were both
354 associated with significantly higher odds of wearing a mask (ORs: both 2.18). In contrast,
355 recalling general COVID-19 communication was not associated with any of the handwashing
356 outcomes or physical distancing.

357 Discussion

358 In line with other analyses of COVID-19 behaviours in LMICs [22-24], we found that 80% of
359 respondents in the seven studied countries in our analysis reported increasing their
360 handwashing practice in response to the pandemic and over half reported always wearing a
361 mask in public, whereas only 29% practiced physical distancing, a more demanding
362 behaviour that had low levels of adoption throughout the pandemic [24]. The substantial
363 between-country variability in mask wearing and physical distancing behaviours – echoed in
364 other estimates of self-reported mask wearing in LMICs [25-32] ranging from 28% in the
365 Philippines [30] to over 90% in Mozambique [25] – may have reflected differing national
366 pandemic responses, with higher adherence where behaviours were mandatory or already
367 in common practice [12, 33]. Over the study period (October–November 2020), most
368 countries relaxed restrictions to a small degree, with a mean stringency index of 54.4 at the
369 start and 48.4 at the end for the studied countries [34]. We note that countries with the
370 highest mean stringency index (Rwanda; 72.7) had the highest self-reported behaviours, and
371 vice versa for the lowest (Tanzania; 14.8). While handwashing had reportedly increased, a
372 notable finding was the very limited practice of HWWS at key moments associated with
373 COVID-19 prevention compared with established key moments (after toilet use and before
374 eating). Although other analyses of hygiene behaviours during the COVID-19 pandemic
375 often lack detail on key handwashing moments [33], one study in Indonesia also observed a
376 lower frequency of HWWS at similar COVID-19 prevention moments [35].

377

378 Regression analyses provided evidence on the demographic characteristics of those who
379 have adopted prevention behaviours and those who might be a focus of future response.
380 Respondent education and relative household wealth were positively associated with
381 multiple behaviours, and residents of peri-urban areas were less likely to practice physical
382 distancing than those in urban areas, perhaps reflecting the spatial and economic limitations
383 to mitigation behaviours in crowded informal settlements and low-resource communities
384 [14, 30]. Additionally, respondents over 50 years old were more likely to practice HWWS for
385 COVID-19 prevention, mask wearing and physical distancing than those under 50. This is
386 corroborated by other research indicating increased reporting of COVID-19 prevention
387 behaviours among older age groups in other LMICs [24, 25, 33, 36, 37]. Young people may

388 have a perceived lower vulnerability to COVID-19, but critically can still transmit pathogens
389 to high risk groups [38]. Other research has indicated that younger people may also be more
390 affected by social norms, and could be effectively motivated by prosocial motives of keeping
391 families and communities safe [38]. In LMICs, which largely have younger populations
392 compared to high-income countries [39], differences in behavioural practice by age and
393 wealth highlight the opportunity to develop targeted and age-appropriate messages for
394 younger populations and more vulnerable segments of the population [12, 39] that utilise
395 evidence of motives and drivers of prevention behaviours.

396

397 We explored the various factors that might influence uptake of COVID-19 prevention
398 behaviours. As expected from the associations with wealth and location, we found that
399 mask availability and adequate space were significant barriers to mask wearing and physical
400 distancing behaviours, respectively. Barriers related to self-regulation were significant
401 predictors of HWWS and mask wearing. Future interventions promoting these behaviours
402 might therefore seek to utilise visual cues or 'nudges' [40, 41] to provide a reminder to
403 practice behaviours, and increase availability of masks to facilitate behaviours.

404 Fear of contracting COVID-19 and knowledge of protective behaviours predicted HWWS but
405 no other behaviours, reflecting mixed evidence of the influence of these constructs on
406 prevention behaviours [26, 32, 42-44]. In contrast, norms significantly predicted multiple
407 behaviours, with descriptive norms as consistently stronger predictors than injunctive
408 norms. Uptake of prevention behaviours can be induced by observing similar behaviour in
409 the community or, conversely, discouraged if few are seen to comply [44, 45]. Descriptive
410 norms were strong predictors of prevention behaviours in other settings [31, 35], and an
411 analysis of predictors of COVID-19 behaviours in 28 countries using machine learning
412 identified injunctive norms as the strongest predictors of behavioural adoption, with
413 descriptive norms ranking highly [44]. Public commitments have been widely used to
414 promote HWWS by increasing descriptive norms [46, 47] and should be explored further to
415 promoted HWWS in the context of COVID-19. The motive of protecting vulnerable groups
416 was also highly predictive [44]. These findings point to a focus on increasing perception of
417 others behaviour and targeting behaviour-specific emotional drivers, instead of increasing
418 knowledge, to sustain COVID-19 prevention measures. They also underscore the need for

419 public health interventions centred on communal behaviour and social responsibility in the
420 face of future outbreaks.

421

422 We explored the potential influence of COVID-19 communications on self-reported
423 behaviours, and found positive associations between exposure to COVID-19
424 communications and each of the key behaviours. Exposure to specific messages linking the
425 promoted behaviour directly to COVID-19 prevention or transmission was generally
426 associated with greater effects on self-reported preventive behaviours than those of general
427 COVID-19 communications (not specific to the behaviour). For HWWS, only exposure to
428 specific messages was significantly associated with the outcomes. There is evidence that
429 both specific and non-specific messages can impact behaviour. For example, a COVID-19
430 intervention in India delivered COVID-19 prevention messages to 25 million recipients and
431 was found to increase adherence to prevention behaviours. This study found that the
432 effects on COVID-19 behaviours that were not directly targeted in the messages increased in
433 the same magnitude to those mentioned [48]. However, messaging may not be sufficient to
434 lead to sustained behavioural change. In a cluster-randomised trial of mask wearing in
435 Bangladesh, a combination of mask distribution, role-modelling and light informal social
436 sanctions were critical to affect behaviour [49]. Efforts to establish social norms around
437 novel behaviours, alongside targeted messages on HWWS moments for COVID-19
438 prevention, will help stabilise prevention behaviour even as the context in which individuals
439 practice behaviours is rapidly shifting [45].

440

441 Non-pharmaceutical interventions such as HWWS, mask wearing and physical distancing are
442 likely to be an important future defence against infectious diseases which have significant
443 outbreak and/or pandemic potential (for example, influenza). Effectively integrating novel
444 behaviours into existing health promotion will be vital for disease prevention and outbreak
445 resilience. For example, hand hygiene plays a critical role in preventing diarrhoeal diseases,
446 trachoma, and respiratory infections [50-52], as well the emergence and spread of other
447 infectious disease outbreaks [53]. However, the typical focus on hand hygiene among
448 caregivers to interrupt faecal-oral transmission of diarrhoeal pathogens will need to be
449 adapted to foster practice of the key moments critical for preventing respiratory viruses we
450 identified as priorities [53]. Innovative research in LMICs during past epidemics, such as

451 testing methods to engage remote populations with novel behaviours during the Ebola
452 crisis, has shaped the current global COVID-19 response [54], and continued learning will
453 enable adaptation of present and future responses.

454

455 A strength of the study was the reliance on face-to-face household surveys, which are not
456 subject to the same selection biases as the online and telephone surveys frequently used to
457 assess self-reported behaviour in COVID-19 contexts. We were also able to explore various
458 handwashing moments in the context of a large-scale response programme and across
459 multiple countries. However, there are limitations with using self-reported measures of
460 behaviour, which can often be overreported due to social desirability bias, and reporting of
461 routine behaviours can be particularly affected by recall bias [55]. For example, in a study in
462 Kenya, the 88% prevalence of self-reported mask wearing was reduced to only 10% when
463 observed in practice [56]. Including proxy measures of behaviour may strengthen data
464 collection of this nature in the future. Reporting of behaviour also does not guarantee
465 correct practice. For example, we could not observe if respondents were wearing masks
466 correctly or keeping appropriate distance. The lack of a comparison group or baseline period
467 in the study communities means we cannot make causal links between the intervention and
468 the target behaviours. We used simple ways to aggregate data and indices are a crude
469 representation of the complex psychological and social phenomenon they represent.
470 However, the measures and associations were consistent across countries. We were limited
471 in the number of determinants that could be reflected on in the data. Unfortunately, we
472 were also unable to explore hygiene behaviours among individuals outside of the gender
473 binary due to the limited response rate. Future research should focus on gender-non-
474 conforming individuals and explore how pandemic responses include and address their
475 needs.

476 Conclusion

477 In this multi-country analysis of areas where WaterAid implemented its first-phase COVID-
478 19 response in 2020, we sought to understand prevalence and drivers of self-reported
479 COVID-19 prevention behaviours to improve pandemic learning. We observed high levels of
480 established handwashing moments and mask wearing, but lower practice of handwashing at
481 novel COVID-19 prevention moments and physical distancing, with between-country

482 variation. Our analyses call for a renewed focus on younger and poorer subsections of the
483 population. Pursuing increasing descriptive norms and motives of protecting others and
484 respect, reducing common barriers, with targeted messaging for novel handwashing
485 moments, may help improve and sustain behaviours for reducing the ongoing burden of
486 COVID-19. How well we are able to promote novel behaviours alongside established ones in
487 a variety of contexts may also determine how well we can respond to future emergent
488 pandemic threats.

Declarations

Ethics approval and consent to participate

Approval to collect data has been provided by national or local governments in the WaterAid operating areas. Informed written consent was obtained from all study participants prior to participation. The data were anonymised and full confidentiality has been maintained throughout the process. Ethical approval for analysis of de-identified data was granted by the Ethics Committee of the London School of Hygiene and Tropical Medicine (Reference #22900).

Availability of data and materials

The datasets used and analysed during the current study are available from the corresponding author on reasonable request.

Contributors

RD and OPG designed and conceptualised the research study. RD, OPG, IG, MNDF and AHT contributed to design and adaptation of data collection tools. WaterAid managed data collection processes. SB, RD, and MNDF analysed the data. SB wrote the first draft of the manuscript. All authors (SB, SW, AHT, MNDF, IG, OPG and RD) reviewed and contributed to subsequent drafts, and read and approved the final manuscript.

Patient and public involvement

Patients and/or the public were not involved in the design, conduct, reporting or dissemination plans of this research.

Patient consent for publication

Not applicable.

Competing interests

The authors declare that they have no competing interests.

Funding

WaterAid has received funding from the Hygiene Behaviour Change Coalition (HBCC) initiative set-up by Unilever and the UK's Department for International Development (now Foreign, Commonwealth and Development Office) in response to COVID-19 in five countries (Ethiopia, Ghana, Nepal, Tanzania, Zambia) and Heineken African Foundation (HAF) in two countries (Rwanda and Nigeria). With the additional funding from HBCC initiative and HAF, WaterAid has scaled-up hygiene response to COVID-19 in many countries including these seven countries, thanks to the funders. This study is partly funded by HBCC funding and WaterAid internal resources.

SB, SW, AHT, MNDF and RD were supported by the COVID-19 Hygiene Hub, funded by the Foreign, Commonwealth and Development Office (FCDO) and the Bill & Melinda Gates Foundation. The funders had no role in study design, data collection and analysis, decision to publish, or preparation of the manuscript. Views expressed in this manuscript are those of the authors and do not represent the official position of any funding organisation.

Acknowledgements

The WaterAid MTRA Core Group were responsible for conceptualising, overseeing the study design, developing tools, training, feedback on data analysis and on report generation.

Special thanks to Core team led by Dr Om Prasad Gautam and supported by Mr Ian Gavin, Ms Lara Kontos, Ms Ellen Greggio, Mr Sabir Hussain, and Mr Ben Robinson.

This report summarises the findings and hard work of the WaterAid county programmes involved. Particular thanks to Bwalya Nachula, Matilda Akua Afriyie, Khakindra Bhandari, Jesse Danku, Lorkumbur Emmanuel, Zinash Kefale, Sunil Koirala, Twaha Mubarak, Rebecca Stanley, Olivier Ndizeye, Brenda Tembo, Raymond Hamoonga and local research partners in each country. The regional staff includes Thérèse Mahon, Tidiane Diallo, Elijah Adera and Ronnie Murungu.

Special thanks to our national and district level government partners who approved and facilitated the study. Thanks to all the respondents for their valuable time and information.

The COVID-19 Hygiene Hub (<https://hygienehub.info/en/about/>) at LSHTM provided technical support to the questionnaire design (reviewed tools), analysis and multi-country report writing. RANAS conducted country analysis and wrote the country reports.

Findings from this work were presented at the UNC Water and Health conference in October 2021, and Africa Water and Sanitation Week in November 2021.

References

1. White S, Thorseth AH, Dreibelbis R, et al. The determinants of handwashing behaviour in domestic settings: An integrative systematic review. *Int J Hyg Environ Health* 2020;227:113512. doi: 10.1016/j.ijheh.2020.113512
2. Wolf J, Johnston R, Freeman MC, et al. Handwashing with soap after potential faecal contact: global, regional and country estimates. *Int J Epidemiol* 2019;48(4):1204-18. doi: 10.1093/ije/dyy253
3. United Nations Children's Fund, World Health Organization. State of the World's Hand Hygiene: A global call to action to make hand hygiene a priority in policy and practice. New York, USA: UNICEF, 2021.
4. Amuakwa-Mensah F, Klege RA, Adom PK, et al. COVID-19 and handwashing: Implications for water use in Sub-Saharan Africa. *Water Resour Econ* 2021;36:100189. doi: 10.1016/j.wre.2021.100189
5. Oswald WE, Hunter GC, Lescano AG, et al. Direct observation of hygiene in a Peruvian shantytown: not enough handwashing and too little water. *Trop Med Int Health* 2008;13(11):1421-8. doi: 10.1111/j.1365-3156.2008.02177.x
6. White S, Mutula AC, Buroko MM, et al. How does handwashing behaviour change in response to a cholera outbreak? A qualitative case study in the Democratic Republic of the Congo. *Plos One* 2022;17(4):e0266849. doi: 10.1371/journal.pone.0266849
7. Anim DO, Ofori-Asenso R. Water scarcity and COVID-19 in sub-Saharan Africa. *J Infect* 2020;81(2):e108-e09. doi: 10.1016/j.jinf.2020.05.032
8. Stoler J, Miller JD, Brewis A, et al. Household water insecurity will complicate the ongoing COVID-19 response: Evidence from 29 sites in 23 low- and middle-income countries. *Int J Hyg Environ Health* 2021;234:113715. doi: 10.1016/j.ijheh.2021.113715
9. Caruso BA, Freeman MC. Shared sanitation and the spread of COVID-19: risks and next steps. *Lancet Planet Health* 2020;4(5):e173. doi: 10.1016/S2542-5196(20)30086-3
10. Amoah ID, Pillay L, Deepnarian N, et al. Detection of SARS-CoV-2 RNA on contact surfaces within shared sanitation facilities. *Int J Hyg Environ Health* 2021;236:113807. doi: 10.1016/j.ijheh.2021.113807
11. Missoni E, Armocida B, Formenti B. Face Masks for All and All for Face Masks in the COVID-19 Pandemic: Community Level Production to Face the Global Shortage and Shorten the Epidemic. *Disaster Med Public Health Prep* 2021;15(1):e29-e33. doi: 10.1017/dmp.2020.207
12. Siewe Fodjo JN, Pengpid S, Villela EFM, et al. Mass masking as a way to contain COVID-19 and exit lockdown in low- and middle-income countries. *J Infect* 2020;81(3):e1-e5. doi: 10.1016/j.jinf.2020.07.015
13. World Health Organisation. WHO Infection Prevention and Control COVID-19 Living Guideline - Mask use in community settings 2021.

14. Amaechi UA, Sodipo BO, Nnaji CA, et al. Social approaches to COVID-19 pandemic response: effectiveness and practicality in sub-Saharan Africa. *Pan Afr Med J* 2020;37(Suppl 1):2. doi: 10.11604/pamj.supp.2020.37.2.25183
15. Hamadani JD, Hasan MI, Baldi AJ, et al. Immediate impact of stay-at-home orders to control COVID-19 transmission on socioeconomic conditions, food insecurity, mental health, and intimate partner violence in Bangladeshi women and their families: an interrupted time series. *Lancet Glob Health* 2020;8(11):e1380-e89. doi: 10.1016/S2214-109X(20)30366-1
16. Panneer S, Kantamaneni K, Akkayasamy VS, et al. The Great Lockdown in the Wake of COVID-19 and Its Implications: Lessons for Low and Middle-Income Countries. *Int J Environ Res Public Health* 2022;19(1) doi: 10.3390/ijerph19010610
17. Haider N, Osman AY, Gadzekpo A, et al. Lockdown measures in response to COVID-19 in nine sub-Saharan African countries. *BMJ Glob Health* 2020;5(10) doi: 10.1136/bmjgh-2020-003319
18. Kroese K, Porter K, SurrIDGE H, et al. Challenges and solutions: surveying researchers on what type of community engagement and involvement activities are feasible in low and middle income countries during the COVID-19 pandemic. *BMJ Open* 2021;11(10):e052135. doi: 10.1136/bmjopen-2021-052135
19. Beaunoyer E, Dupere S, Guitton MJ. COVID-19 and digital inequalities: Reciprocal impacts and mitigation strategies. *Comput Human Behav* 2020;111:106424. doi: 10.1016/j.chb.2020.106424
20. Mosler HJ. A systematic approach to behavior change interventions for the water and sanitation sector in developing countries: a conceptual model, a review, and a guideline. *Int J Environ Health Res* 2012;22(5):431-49. doi: 10.1080/09603123.2011.650156
21. Frick J, Kaiser FG, Wilson M. Environmental knowledge and conservation behavior: exploring prevalence and structure in a representative sample. *Personality and Individual Differences* 2004;37(8):1597-613. doi: 10.1016/j.paid.2004.02.015
22. Chua CE, Kew GS, Demutska A, et al. Factors associated with high compliance behaviour against COVID-19 in the early phase of pandemic: a cross-sectional study in 12 Asian countries. *BMJ Open* 2021;11(8):e046310. doi: 10.1136/bmjopen-2020-046310
23. Kusuma D, Pradeepa R, Khawaja KI, et al. Low uptake of COVID-19 prevention behaviours and high socioeconomic impact of lockdown measures in South Asia: Evidence from a large-scale multi-country surveillance programme. *SSM Popul Health* 2021;13:100751. doi: 10.1016/j.ssmph.2021.100751
24. Petherick A, Goldszmidt R, Andrade EB, et al. A worldwide assessment of changes in adherence to COVID-19 protective behaviours and hypothesized pandemic fatigue. *Nat Hum Behav* 2021;5(9):1145-60. doi: 10.1038/s41562-021-01181-x
25. Junior A, Dula J, Mahumane S, et al. Adherence to COVID-19 Preventive Measures in Mozambique: Two Consecutive Online Surveys. *Int J Environ Res Public Health* 2021;18(3) doi: 10.3390/ijerph18031091

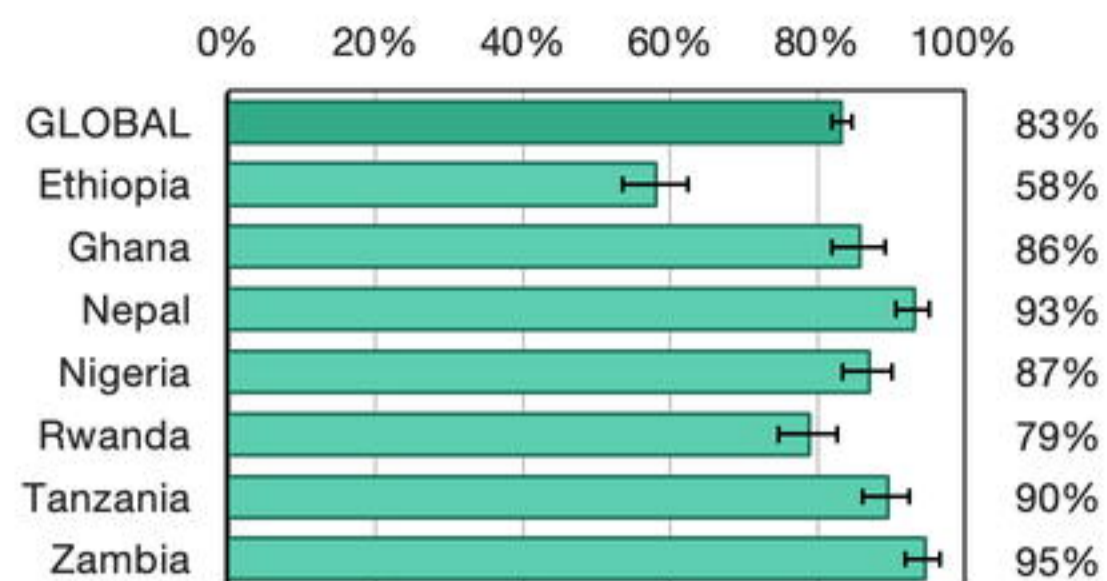
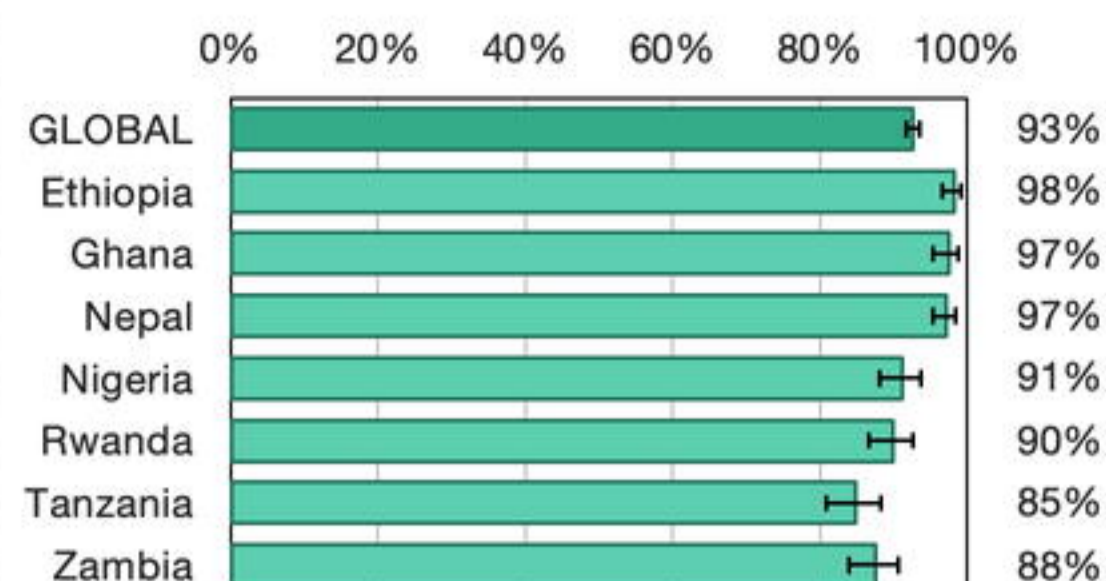
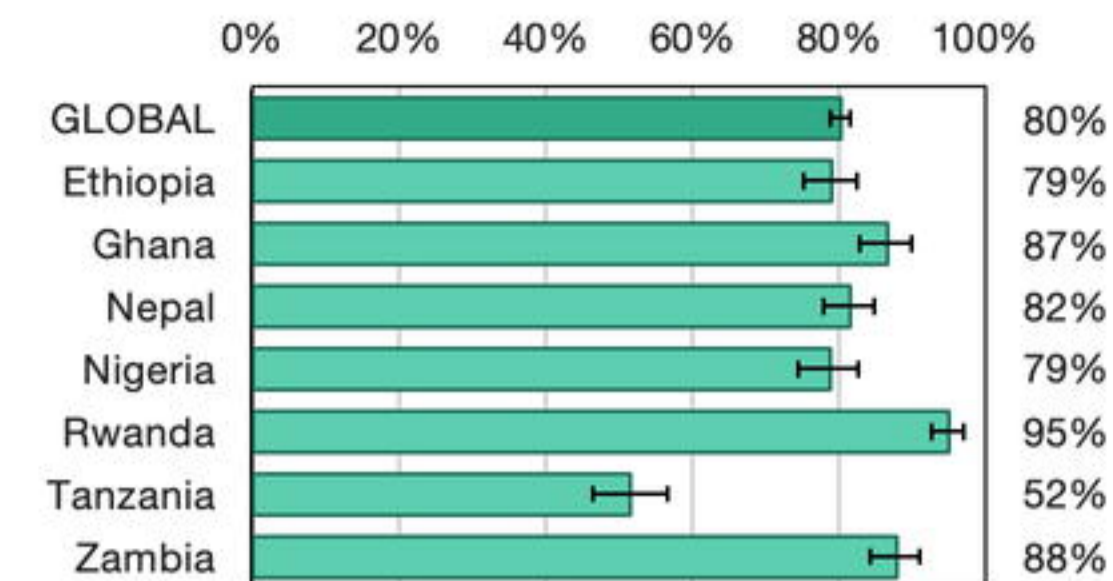
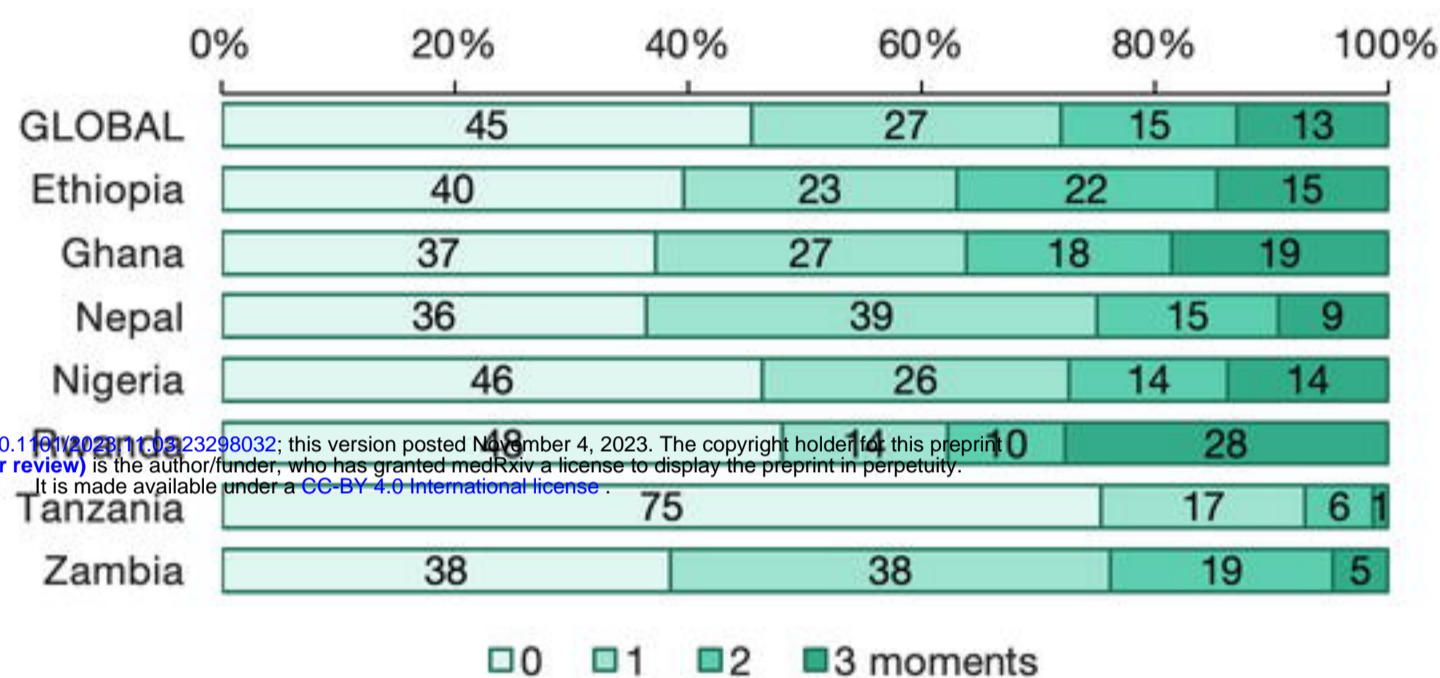
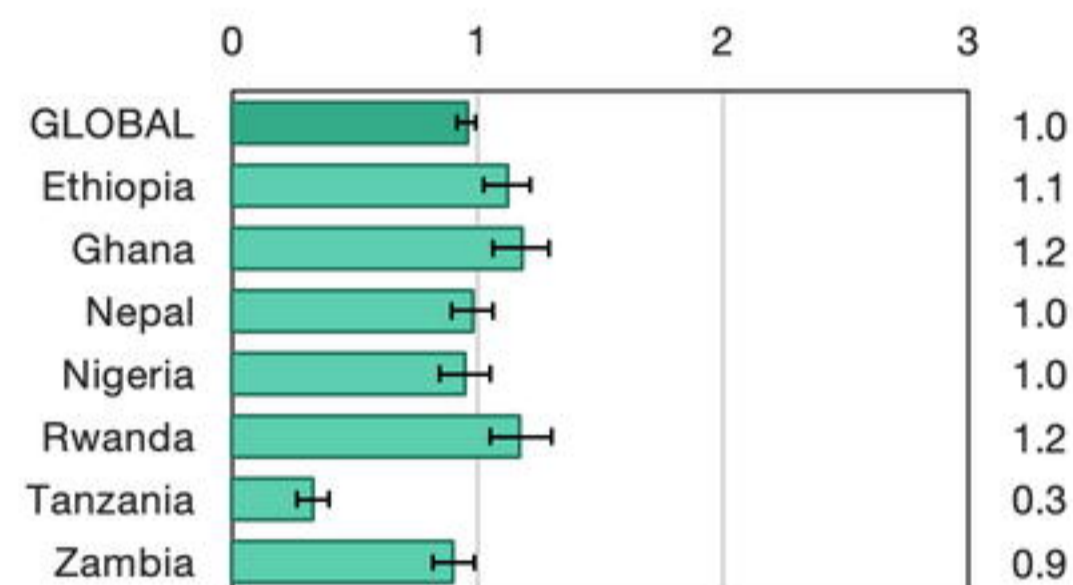
26. Askari MS, Treleaven E, Ghimire D, et al. COVID-19 worries, concerns and mitigation behaviours: A snapshot of Nepal during the first wave. *Trop Med Int Health* 2022;27(2):165-73. doi: 10.1111/tmi.13713
27. Ahmed MAM, Siewe Fodjo JN, Gele AA, et al. COVID-19 in Somalia: Adherence to Preventive Measures and Evolution of the Disease Burden. *Pathogens* 2020;9(9) doi: 10.3390/pathogens9090735
28. Ilesanmi O, Afolabi A. Perception and practices during the COVID-19 pandemic in an urban community in Nigeria: a cross-sectional study. *PeerJ* 2020;8:e10038. doi: 10.7717/peerj.10038
29. Kollamparambil U, Oyenubi A. Behavioural response to the Covid-19 pandemic in South Africa. *Plos One* 2021;16(4):e0250269. doi: 10.1371/journal.pone.0250269
30. Lau LL, Hung N, Go DJ, et al. Knowledge, attitudes and practices of COVID-19 among income-poor households in the Philippines: A cross-sectional study. *J Glob Health* 2020;10(1):011007. doi: 10.7189/jogh.10.011007
31. Mao Y, Chen H, Wang Y, et al. How can the uptake of preventive behaviour during the COVID-19 outbreak be improved? An online survey of 4827 Chinese residents. *BMJ Open* 2021;11(2):e042954. doi: 10.1136/bmjopen-2020-042954
32. Vicerra PMM. Disparity between knowledge and practice regarding COVID-19 in Thailand: A cross-sectional study of older adults. *Plos One* 2021;16(10):e0259154. doi: 10.1371/journal.pone.0259154
33. Olapeju B, Hendrickson ZM, Rosen JG, et al. Trends in handwashing behaviours for COVID-19 prevention: Longitudinal evidence from online surveys in 10 sub-Saharan African countries. *PLOS Glob Public Health* 2021;1(11):e0000049. doi: 10.1371/journal.pgph.0000049
34. Hale T, Angrist N, Goldszmidt R, et al. A global panel database of pandemic policies (Oxford COVID-19 Government Response Tracker). *Nat Hum Behav* 2021;5(4):529-38. doi: 10.1038/s41562-021-01079-8
35. Dwipayanti NMU, Lubis DS, Harjana NPA. Public Perception and Hand Hygiene Behavior During COVID-19 Pandemic in Indonesia. *Front Public Health* 2021;9:621800. doi: 10.3389/fpubh.2021.621800
36. Anaki D, Sergay J. Predicting health behavior in response to the coronavirus disease (COVID-19): Worldwide survey results from early March 2020. *Plos One* 2021;16(1):e0244534. doi: 10.1371/journal.pone.0244534
37. Chen X, Chen H. Differences in Preventive Behaviors of COVID-19 between Urban and Rural Residents: Lessons Learned from A Cross-Sectional Study in China. *Int J Environ Res Public Health* 2020;17(12) doi: 10.3390/ijerph17124437
38. World Health Organization. Young people and COVID-19: behavioural considerations for promoting safe behaviours: policy brief. Geneva: World Health Organization, 2021.
39. Coetzee BJ, Kagee A. Structural barriers to adhering to health behaviours in the context of the COVID-19 crisis: Considerations for low- and middle-income countries. *Glob Public Health* 2020;15(8):1093-102. doi: 10.1080/17441692.2020.1779331

40. Grover E, Hossain MK, Uddin S, et al. Comparing the behavioural impact of a nudge-based handwashing intervention to high-intensity hygiene education: a cluster-randomised trial in rural Bangladesh. *Trop Med Int Health* 2018;23(1):10-25. doi: 10.1111/tmi.12999
41. Dreibelbis R, Kroeger A, Hossain K, et al. Behavior Change without Behavior Change Communication: Nudging Handwashing among Primary School Students in Bangladesh. *Int J Environ Res Public Health* 2016;13(1):129. doi: 10.3390/ijerph13010129
42. Iorfa SK, Ottu IFA, Oguntayo R, et al. COVID-19 Knowledge, Risk Perception, and Precautionary Behavior Among Nigerians: A Moderated Mediation Approach. *Front Psychol* 2020;11:566773. doi: 10.3389/fpsyg.2020.566773
43. Yildirim M, Gecer E, Akgul O. The impacts of vulnerability, perceived risk, and fear on preventive behaviours against COVID-19. *Psychol Health Med* 2021;26(1):35-43. doi: 10.1080/13548506.2020.1776891
44. Van Lissa CJ, Stroebe W, vanDellen MR, et al. Using machine learning to identify important predictors of COVID-19 infection prevention behaviors during the early phase of the pandemic. *Patterns (N Y)* 2022;3(4):100482. doi: 10.1016/j.patter.2022.100482
45. Kittel B, Kalleitner F, Schiestl DW. Peers for the fearless: Social norms facilitate preventive behaviour when individuals perceive low COVID-19 health risks. *Plos One* 2021;16(12):e0260171. doi: 10.1371/journal.pone.0260171
46. Contzen N, Inauen J. Social-cognitive factors mediating intervention effects on handwashing: a longitudinal study. *J Behav Med* 2015;38(6):956-69. doi: 10.1007/s10865-015-9661-2
47. Friedrich MND, Kappler A, Mosler HJ. Enhancing handwashing frequency and technique of primary caregivers in Harare, Zimbabwe: A cluster-randomized controlled trial using behavioral and microbial outcomes. *Soc Sci Med* 2018;196:66-76. doi: 10.1016/j.socscimed.2017.10.025
48. Banerjee A, Alsan M, Breza E, et al. Messages on COVID-19 prevention in India increased symptoms reporting and adherence to preventive behaviors among 25 million recipients with similar effects on non-recipient members of their communities: National Bureau of Economic Research, 2020.
49. Abaluck J, Kwong LH, Styczynski A, et al. Impact of community masking on COVID-19: A cluster-randomized trial in Bangladesh. *Science* 2022;375(6577):eabi9069. doi: 10.1126/science.abi9069
50. Ross I, Bick S, Ayieko P, et al. Effectiveness of handwashing with soap for preventing acute respiratory infections in low-income and middle-income countries: a systematic review and meta-analysis. *Lancet* 2023;401(10389):1681-90. doi: 10.1016/S0140-6736(23)00021-1
51. Wolf J, Hubbard S, Brauer M, et al. Effectiveness of interventions to improve drinking water, sanitation, and handwashing with soap on risk of diarrhoeal disease in

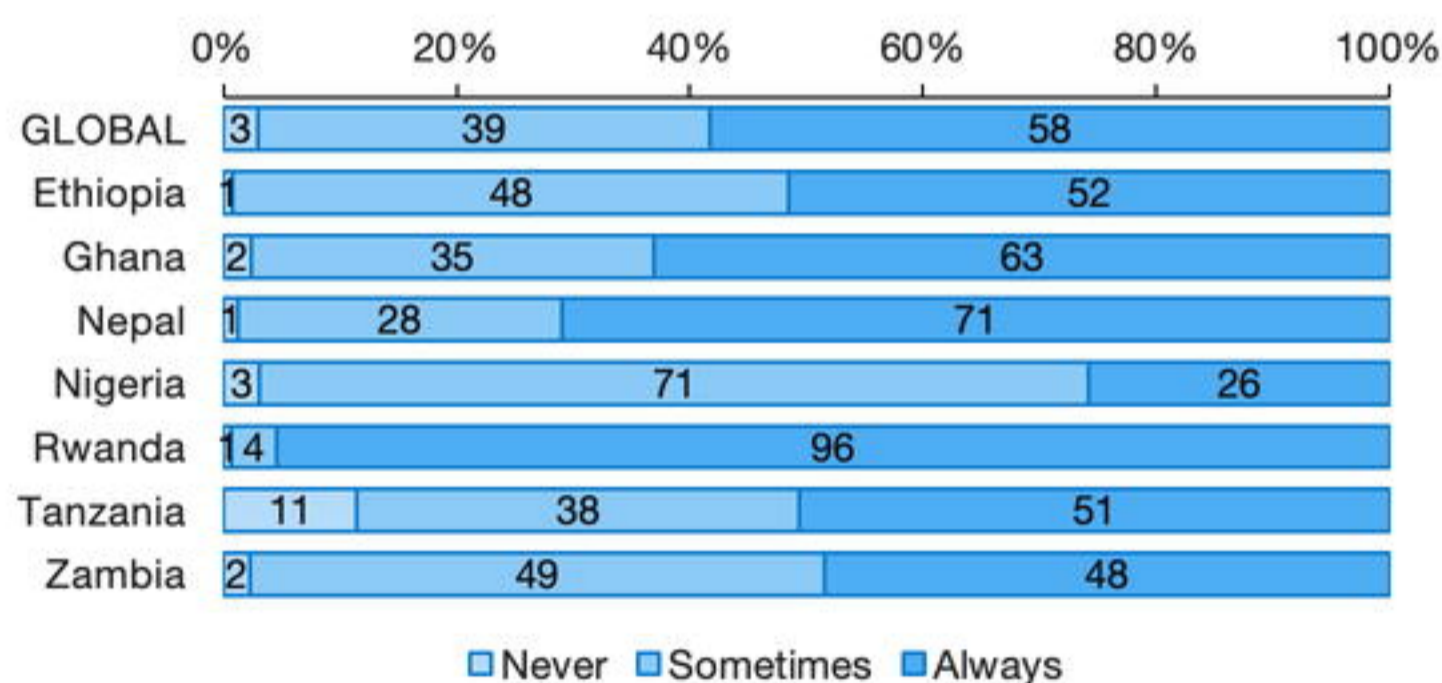
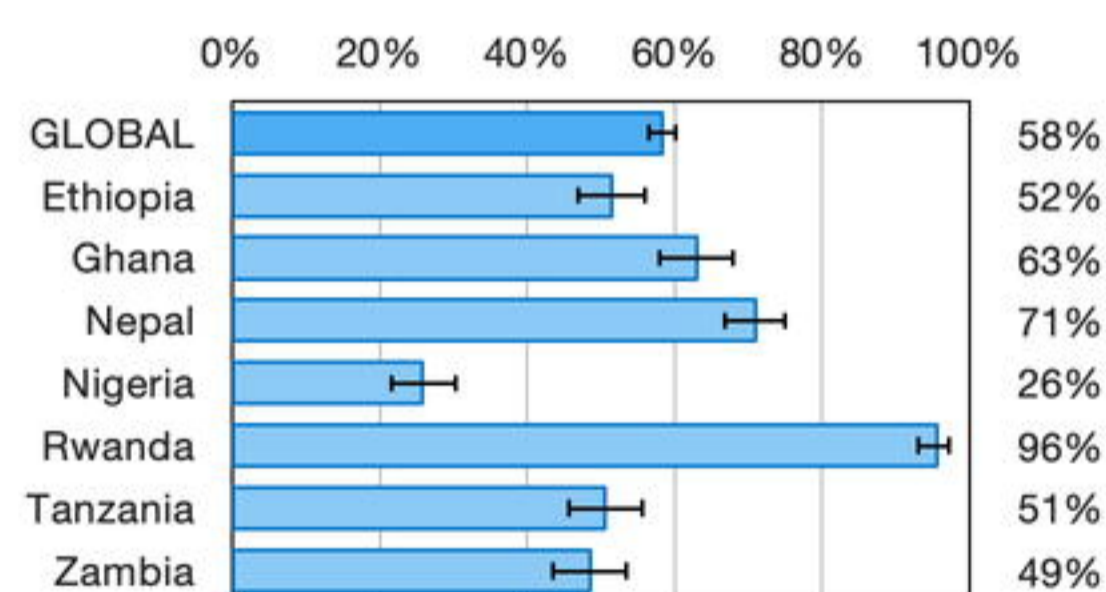
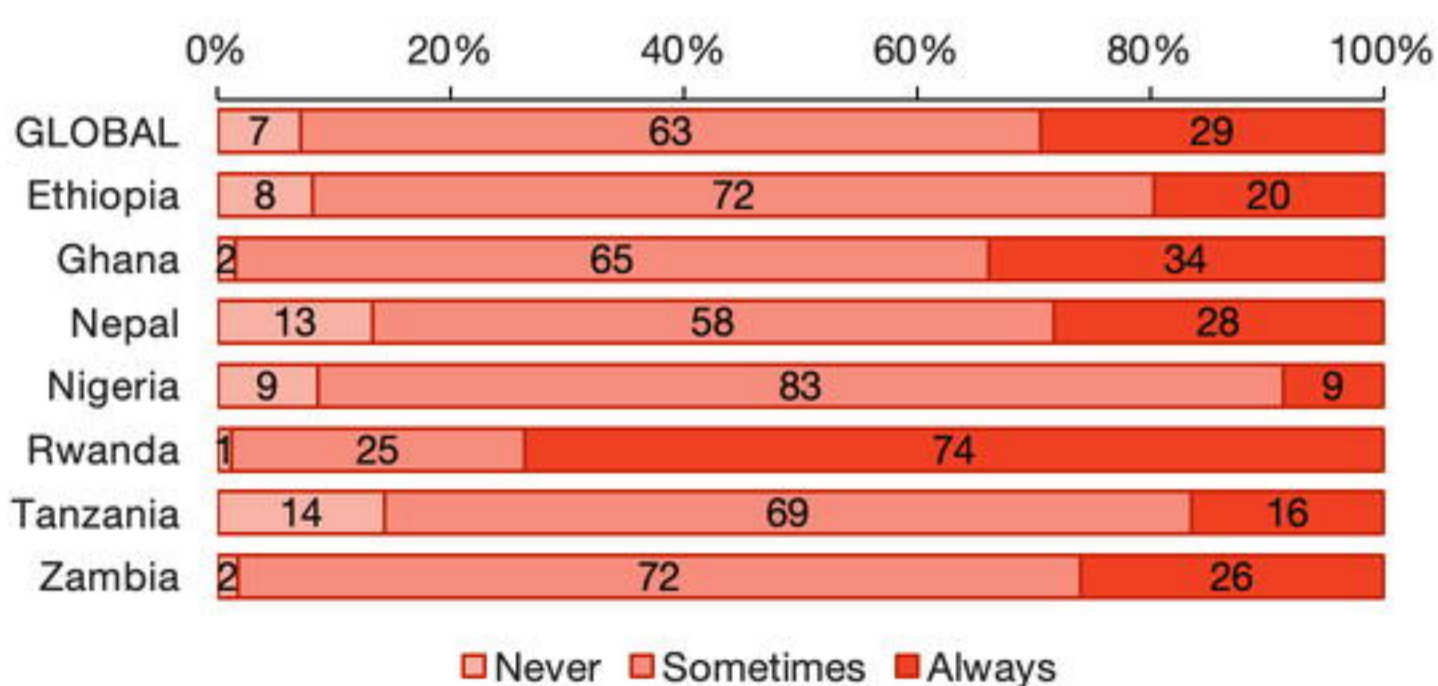
- children in low-income and middle-income settings: a systematic review and meta-analysis. *Lancet* 2022;400(10345):48-59. doi: 10.1016/S0140-6736(22)00937-0
52. Bartram J, Cairncross S. Hygiene, sanitation, and water: forgotten foundations of health. *PLoS Med* 2010;7(11):e1000367. doi: 10.1371/journal.pmed.1000367
53. Howard G, Bartram J, Brocklehurst C, et al. COVID-19: urgent actions, critical reflections and future relevance of 'WaSH': lessons for the current and future pandemics. *J Water Health* 2020;18(5):613-30. doi: 10.2166/wh.2020.162
54. Mobarak AM, Miguel E, Abaluck J, et al. End COVID-19 in low- and middle-income countries. *Science* 2022;375(6585):1105-10. doi: 10.1126/science.abo4089
55. Contzen N, De Pasquale S, Mosler HJ. Over-Reporting in Handwashing Self-Reports: Potential Explanatory Factors and Alternative Measurements. *Plos One* 2015;10(8):e0136445. doi: 10.1371/journal.pone.0136445
56. Jakubowski A, Egger D, Nekesa C, et al. Self-reported vs Directly Observed Face Mask Use in Kenya. *JAMA Netw Open* 2021;4(7):e2118830. doi: 10.1001/jamanetworkopen.2021.18830

Figure legend

Figure 1. Global and country-level prevalence and means of self-reported COVID-19 prevention outcomes in seven countries where WaterAid worked. A: HWWS after toilet use (%). B: HWWS before eating (%). C: increase in HWWS behaviour after the COVID-19 pandemic (%). D: COVID-19 HWWS index, distribution of key moments and mean values. E: Mask wearing in public spaces (%). F: Physical distancing (%).

A**HWWS after toilet use****B****HWWS before eating****C****HWWS increased after COVID-19****D****HWWS moments for COVID-19 prevention****COVID-19 HWWS index (0-3)**

medRxiv preprint doi: <https://doi.org/10.1101/2023.08.04.23298032>; this version posted November 4, 2023. The copyright holder for this preprint (which was not certified by peer review) is the author/funder, who has granted medRxiv a license to display the preprint in perpetuity. It is made available under a [CC-BY 4.0 International license](https://creativecommons.org/licenses/by/4.0/).

E**Mask wearing in public places****Always wears mask in public****F****Physical distancing in public places****Always practices physical distancing**