

1 **A Comparative Analysis of US and UK Site Self-Assessment of Practices in Recruiting and Meeting**
2 **the Needs of Diverse Patient Populations in Clinical Trials**

3
4 Peter Phiri^{1,2}, Diana Foster³, Bupendra Shah³, Sana Sajid¹, Lynis Lewis⁴, Shanaya Rathod¹, Gayathri
5 Delanerolle⁵, Jian Qing Shi⁶

6
7
8 **Affiliations**

9 ¹Southern Health NHS Foundation Trust, Clinical Trials Facility, Tom Rudd Unit, Moorgreen Hospital,
10 Southampton, SO30 3JB, UK

11 ²School of Psychology, University of Southampton, University Road, Southampton, SO17 1BJ, UK

12 ³Society of Clinical Research Sites, 7250 Parkway Drive, Suite 405, Hanover, MD 21076, USA

13 ⁴Service Director R&D, Central and North-West London NHS Foundation Trust, London, NW1 3AX, UK

14 ⁵Nuffield Department of Primary Care Health Sciences, University of Oxford, Oxford, OX2 6GG, UK

15 ⁶Southern University of Science and Technology, Shenzhen, 518055, China

16

17 **Corresponding Author:**

18 Dr Peter Phiri, Director of Research & Innovation,

19 Southern Health NHS Foundation Trust,

20 Southampton, SO30 3JB, UK

21 peter.phiri@southernhealth.nhs.uk

22

23 **ABSTRACT**

24 **Background**

25 The comparative analysis of site practices in recruiting and outreach of diverse patient populations in
26 clinical trials is needed for a harmonious approach to navigating solutions for improving patient diversity
27 globally. With the availability of the Diverse Site Assessment Tool (DSAT), such analyses have become
28 feasible.

29
30 **Methods**

31 This study presents a comparison of self-reported data related to diversity best practices using the DSAT
32 by members of clinical trials research sites from three distinct cohorts in the United States (US) and
33 United Kingdom (UK). The Diverse Site Assessment Tool (DSAT) is a 25-item self-report measure,
34 exploring best practices for the recruitment of diverse patient populations during clinical trials. The DSAT
35 was administered online via the Qualtrics XM platform. DSAT data for each of these cohorts were
36 retrieved and scored and individual item means were used to conduct reliability, descriptive and
37 inferential statistical analysis.

38
39 **Findings**

40 Results indicate that the DSAT is an exceptionally reliable instrument for self-assessment of diversity best
41 practices. Results also showed that among the three DSAT sections, the section of patient focused services
42 shows the lowest scores regardless of the cohort and that DSAT section scores were considerably different
43 between the 2 US cohorts as well as between the US and UK cohorts. Overall, DSAT scores were higher
44 for US cohorts than for the UK cohort.

45
46 **Interpretation**

47 Different stakeholders from the US and UK might want to examine the findings of this study carefully
48 and discuss its implications for their own country, sites within it and discuss how harmonized efforts for
49 diversity in clinical trials can be established.

50
51 **Funding**

52 Funded by the The Society of Clinical Research Sites, USA.

53

54

55 **Background:**

56 Research on clinical trials has well established that the demographics of participants in clinical trials are
57 not necessarily reflective of the actual population who will be the end users of the outcome product
58 following decades of intensive research. Regulatory agencies such as the Food and Drug Administration
59 has a long-documented history of trying to expand the nature of participants in clinical trials¹. Yet,
60 challenges related to diversity of participants in clinical trials remain and with efforts towards
61 harmonisation, regulatory agencies such as the Food and Drug Administration (FDA), health systems
62 agencies such as the National Health Service have further stepped up to address the inequities of
63 representation. Frameworks, guidance, incentives, white papers, programs, and materials²⁻¹⁴ have either
64 been developed or are being developed to help improve diversity of participants in clinical trials.

65 One of the positive forces towards diversity in clinical trials and a notable resource is the
66 Diversity Site Assessment Tool (DSAT) developed by Dr. Foster and partners associated with the
67 Diversity Awareness Program at the Society for Clinical Research Sites, an organisation representative of
68 the needs of clinical research sites globally^{15,16}. The DSAT is a 25-item self-assessment tool based on
69 identifying best practices related to recruitment of diverse patient populations during clinical trials and is
70 considered to be an industry gold standard that can be completed by members of a clinical trial site to
71 identify the capacity of their site for recruiting and meeting the needs of diverse patients in clinical trials
72 conducted by their site. The 25 items are divided into three sections: a 10-item Site Overview section, a 9-
73 item Site Recruitment and Outreach section and a 6-item Patient Focused Services section. Each of these
74 sections are scored on a 6-point scale (1-Hardly ever; 6-Always), allowing site members to gain an
75 comprehensive self-evaluation of the extent to which they are engaged in best practices associated with
76 diversity in clinical trials. The scoring mechanism of the DSAT also provides an opportunity for a
77 comparative analysis among and across sites, locally as well as globally. Given established reliability and
78 validity of the DSAT, it has been argued that it provides the global clinical trials industry a tremendous
79 opportunity to use a continuous quality improvement and systems-based approach to address recruitment
80 of diverse populations in clinical trials¹⁵⁻¹⁷. Since its inception, the DSAT has been discussed at numerous
81 forums for widespread adoption so that the clinical trials industry can benefit from its findings and
82 tailored resources can be directed to help improve diversity in clinical trials.

83 Research using DSAT is at a nascent stage as only some analysis of data from US clinical trials
84 site has been published. More robust studies especially those that provide insights into the current
85 practices at clinical sites in other countries and their needs pertaining to improving diversity of
86 participants in the clinical trials are much needed. With increased globalization of pharmaceutical product
87 development and testing and the needs associated with harmonization, studies comparing clinical trial
88 site's best practices in diversity recruitment become necessary and important for a global dialogue and

89 effort towards improving diversity in clinical trials. This study aims to address this gap in the literature by
90 comparing DSAT data completed by members of clinical trials research sites from three cohorts, two from
91 United States and one from United Kingdom.

92

93 **Methods**

94 **Study Design**

95 A cross-sectional observational study was delivered digitally. Quantitative data was collected through an
96 online survey questionnaire using the Qualtrics Core XM platform to better understand the understand
97 knowledge, expertise, and best practices to meet the needs of the diverse population in the UK. This study
98 is based on a retrospective cohort analysis of DSAT data completed by three cohorts of clinical trials site
99 members: two from the USA and one from the UK. The survey link for DSAT was distributed over a 1-
100 year period to research active sites. US cohort 1 were provided access to the DSAT starting April 2021;
101 US cohort 2 were provided access starting March 2021; UK cohort were provided access starting
102 September 2022. Data was extracted in March 2023 for each of the cohorts, results were deidentified and
103 imported to MS Excel to allow for comparison of DSAT section scores and individual item means. JASP,
104 an open-source statistics program, was utilized to conduct reliability, descriptive and inferential statistical
105 analysis¹⁸.

106

107 **Materials**

108 The survey consisted of a section collecting background information about the participant and their site,
109 followed by the Diversity Site Assessment Tool (DSAT). The DSAT is a 25-item self-report measure
110 consisting of three sections which are indicators of best practices for the recruitment of diverse patient
111 populations during clinical trials: Site Overview, Site Recruitment and Outreach, and Patient Focused
112 Services. Each of the total 25 items on DSAT would require a site representative participant to self-report
113 on each item on a 6-point scale. Each item from the DSAT is scored based on 1 point for answering
114 "Hardly ever (<or =5% of the time)", 2 points for answering "Rarely (6-24% of the time), 3 points for
115 answering "Sometimes (25-49% of the time), 4 points for "Often (50-74% of the time), 5 points for
116 "Nearly Always (75-94% of the time) and 6 point for answering "Always (95% or more of the time)" to
117 each of the diversity best practice specific questions. The total DSAT scale scores have potential to range
118 from 0-150 with higher scores indicating greater use of diversity best practices. The questionnaire was
119 administered and completed online using Qualtrics XM platform in the following format:

120 SECTION 1: Representative participant and site demographic information.

121 SECTION 2: Site Overview (10- items)

122 SECTION 3: Site Recruitment and Outreach (9-items)

123 SECTION 4: Patient Focused Services (6-items)

124 The survey took approximately 15 minutes to complete with participants able to omit questions they did
125 not wish to complete.

126

127 **Participants**

128 Participants for the first US cohort consisted of members from the non-profit, global representative of
129 clinical sites. Participants for the second US cohort consisted of members associated with an independent,
130 full service clinical trials diversity organization. Participants for the cohort from the United Kingdom
131 were members of NHS and non-NHS sites throughout UK who were approached through multifaceted
132 social media platforms, NIHR networks and other research networks and registers.

133

134 **Results**

135 Data for a total of 853 participants was received, with a significantly larger participation from the USA.
136 A total of 224 participants took part in the study. Table 1a and 1b outline the demographic
137 characteristics of the UK and US samples, respectively.

138 Data from all participants was used for the descriptive analysis presented in Table 3. Since some
139 participants did not complete all items across all sections, care was taken during the categorical and
140 comparative analysis to use data for only those participants who had effectively completed most items
141 across all sections to make comparisons meaningful. For comparative analysis, this resulted in an effective
142 response from 703 participants: US Cohort 1 (N=229), US Cohort 2 (N=293) and UK Cohort (N=181).
143 Table 2 presents the results of the reliability analysis. This shows the Cronbach's alpha and the average
144 interitem correlations for all participants and cohorts from both US and UK indicate that the DSAT and
145 items within its three sections have high reliability.

146 Table 3 and Figure 1 provide a descriptive insight into the overall DSAT score and Section scores
147 when all participants were included in the analysis. Based on the mean scores, it can be inferred that on an
148 average, members report that their sites often engaged in activities associated with site overview and site
149 recruitment and outreach best practices, but relatively less frequent (sometimes) in activities associated
150 with patient focused services. Unsurprisingly, the categorical distribution showcased in Figure 1 indicates
151 that 82% members reported always or nearly always experiencing site overview best practices, 70%
152 members reported always or nearly always experiencing site recruitment and outreach best practices but
153 only 59% members reported always or nearly always experiencing patient focused services best practices.
154 Items in the Patient Focused Services section such as “When needed, site has provisions for providing a
155 place to stay for patients and their family members including children” and “Site offers phone prompt for

156 most frequently used languages (i.e., press 1 for Spanish)” had the lowest mean scores across all three
157 sections.

158 In Table 4, a comparison of the mean scores for the combined US cohorts with the UK cohorts
159 and the p-values associated with each item on the DSAT is provided. As can be seen, US sites average
160 scores on all 3 sections were closer to 5 (nearly always) whereas UK sites average scores were closer to 4
161 (often). The mean scores of US sites were significantly higher than UK sites on 23 items and only 2 items
162 (item 8 in Site Overview and item 3 Patient Focused Services) showed no significant difference in means
163 between US and UK cohorts. Three items from the Patient Focused Services section (item 1, item 5 and
164 item 5) and two items from the Site Recruitment and Outreach (item 3 and 5) show the highest difference
165 between US and UK sites. Figures 2a and 2b provide a graphical illustration of the categorical distribution
166 of DSAT sections and total DSAT scores. It is interesting to note that there is at least a 20% difference in
167 percentage of members who indicated nearly always/always in all 3 sections and the total DSAT, with the
168 highest difference between the US and UK cohorts being on the Patient Focused Services section.
169 (88% US vs 65% UK on Site Overview; 78% US vs 48% UK on Site Recruitment and Outreach; 71% US
170 vs 26% for UK on Patient Focused Services; 83% US vs 54% UK on overall DSAT).

171 To further delve into the differences between the US and UK cohort responses, mean scores of the
172 UK cohort was compared with segregated data from each of the US cohorts (US cohort 1 and US cohort
173 2). Table 5, Figure 3a, Figure 3b and the previously presented Figure 2b provide these comparisons.
174 When mean scores of the three cohorts are examined, it becomes clear that the mean scores for US cohort
175 2 are significantly higher than those compared to mean scores for US cohort 1 and the UK cohort. It is
176 also interesting to note that mean scores for the US 1 cohort were lower than the UK cohort for only 8 out
177 of 25 items (7 items in the Site Overview section and 1 item from the Patient Focused Services section).
178 Overall, the highest difference between US cohort 2 and the UK cohort means were on 3 items in the
179 Patient Focused Services section (items 1,5, and 6) and two items in the Site Recruitment and Outreach
180 section items (items 3 and 6). Overall highest difference between US cohort 1 and US cohort 2 were on 1
181 item in the Site Overview section (item 6) and 3 items in the Site Recruitment and Outreach section
182 (items 3, 6, and 7). The graphics from Figure 3a, 3b and 2 b clearly indicate the percentage of members
183 from US cohort 2 who indicated nearly always/always in all 3 sections and the total DSAT was
184 significantly higher than US cohort 1 and the UK cohort, wherein the UK cohort had the lowest
185 percentage (80% US 1, 94% US 2 vs 65% UK on Site Overview; 63% US 1, 89% US 2 vs 48% UK on
186 Site Recruitment and Outreach; 57% US 1, 80% US 2 vs 26% for UK on Patient Focused Services; 69%
187 US 1, 94% US 2 vs 54% UK on total DSAT).

188

189 **Discussion**

190 Globally, there is a movement underway to improve diversity of populations participating in clinical
191 trials. Governmental and regulatory agencies, non-profits and private enterprises involved in discovery,
192 development and approval of pharmaceutical products are clearly expending efforts towards greater
193 representation of diverse ethnic populations and groups that are usually underrepresented in clinical trials.
194 In such an environment, the availability of a self-assessment instrument such as the DSAT has been
195 identified as providing an opportunity to utilize a continuous quality improvement and collaborative
196 approach to diversity recruitment, outreach, and management in clinical trials. As prior published studies
197 using the DSAT primarily showcased perspectives of site members from the United States, there was a
198 need to examine the utility of DSAT in other countries and provide comparative data on the status of
199 practices related to diversity recruitment, outreach, and management in clinical trials. This study is a step
200 towards addressing the gap.

201 There are several noteworthy findings from this study which would be an excellent utility to the
202 clinical trials industry and those involved in partnering with it. First, the reliability of the DSAT was
203 consistently high across all 3 cohorts that utilized it. This finding is important because it showcases the
204 fact that the instrument can be used in non-US contexts for the self-assessment of best practices involved
205 in clinical trials industry as it pertains to diversity recruitment, outreach and management. Second, the
206 descriptive findings of the study clearly indicate that practices associated with patient focused services
207 such as phone prompts for language services, providing access to a place for patient’s families and
208 children to stay are areas that can be improved upon. The findings also indicate that outreach and
209 recruitment activities are sites are still not optimally conducting outreach to minority-based organisations
210 to establish a network of referrals and using appropriate media outlets as well as creating target
211 population specific retention plans. These findings indicate that clinical trial sponsors and sites may need
212 some assistance and training in these areas of best practices. It was both interesting and heartening to note
213 that the highest mean score was associated with the item “Site management team supports the recruitment
214 of diverse patients”, which indicates that a culture of diversity recruitment, outreach and management is
215 prevalent in the industry. The third and an important finding from this study was that the DSAT scores (all
216 three sections and total) for the US cohort was significantly higher than the UK cohort. While not
217 investigated in this study, a potential reason for this finding could be related to the history of how the
218 FDA, the industry, and its stakeholders such as SCRS have engaged in activities that may have spurred
219 the early adoption of best practices in improving diversity in clinical trials. Alternatively, another reason
220 could be that the norms associated with clinical trials recruitment, outreach, and management as measured
221 in the DSAT were shaped in the US and are now slowly being adopted in the UK. Different stakeholders
222 from US and UK might want to examine the findings carefully and discuss its implications for their own
223 country and sites within it.

224 Finally, it was interesting to note the difference in the DSAT scores between the two US cohorts.
225 Future case studies may want to explore and investigate how best practices in diversity are being
226 integrated in different countries and in different states within a regionally large and diverse country such
227 as the US. There are several limitations that should be considered when taking these findings into
228 consideration. This study was based on a secondary analysis of data from cohorts of members that were
229 involved in this study. These cohorts participated during different time frame and had access to the DSAT
230 via different mechanisms depending on how they were invited or recruited. Primary research studies
231 using study designs that will provide for simultaneous access and participation are needed.

232

233 **Conclusion**

234 This study provides an important insight to the utility of DSAT for cross-country comparisons. It found
235 that overall, the best practices associated with site management, site recruitment and outreach of diverse
236 populations are nearly always utilized whereas practices associated with patient focused services are
237 sometimes or utilized often. It also found that best practices identified by DSAT are utilized at a higher
238 rate in clinical trials sites in the United States as compared to sites in the United Kingdom.

239 **Table 1a. UK Demographics**

Characteristics		Frequency	Proportion (%)
Gender	Man	55	21.0
	Woman	152	58.0
	Transgender	0	0
	Non-binary	1	0.4
	Prefer not to say	3	1.2
	Non-gender	0	0
	Prefer to use another term	3	1.2
Age	<18	48	18.3
	18-25	39	14.9
	26-35	62	23.7
	>35	62	23.7
Ethnicity	White – English/ Welsh/ Scottish/ Northern Irish/ British	154	58.8
	White – Irish	4	1.5
	White – Gypsy or Irish Traveller	1	0.4
	Any other white background	11	4.2
	White and Black Caribbean	1	0.4
	White and Black African	1	1.2
	White and Asian	3	1.2
	Any other mixed/multiple ethnic background	4	1.5
	Indian	9	3.4
	Pakistani	5	1.9
	Sri Lankan	0	0
	Bangladeshi	0	0
	Chinese	0	0
	Korean	0	0
	Other Asian Background	3	1.2
	African	6	2.3
	Caribbean	0	0
	Any other Black/Africa/Caribbean background	0	0
	Arab	1	0.4
	Other ethnic group	3	1.2
	Christian	77	29.4
	Jewish	2	0.8
	Muslim	13	5.0
	Catholic	7	2.7
	Hindu	2	0.8
	Buddhist	72	27.5
	Atheist	28	10.7
	Mixed	7	2.7
Educational	No formal educational qualifications	0	0

Qualifications	GCSE, O'Level, standard grade or equivalent	10	3.8
	A-level, higher grade or equivalent	21	8.0
	Undergraduate Degree	79	30.2
	BA	31	11.8
	MBBS	17	6.5
	MB ChB	20	7.6
	BSc	120	45.8
	Foundation Degree	7	2.7
	Postgraduate degree	103	39.3
	MA	12	4.6
	MSc	68	26.0
	PhD	22	8.4
	MD	4	1.5
	MPhil	6	2.3
None	78	29.8	
What best describes the type of site you work at?	Academic Institution	12	4.6
	Primary Care Service	50	19.1
	Secondary Care Service	92	35.1
	Tertiary Care Service	8	3.1
	Palliative Care Service	0	0
	Social Care Service	1	0.4
	Community Care Service	0	0
	Charitable Organisation	12	4.6
	Free standing	6	2.3
	Other	22	8.4
Is your site part of a network?	Yes	149	56.9
	North East and North Cumbria	9	3.4
	North West Coast	4	1.5
	Yorkshire and Humber	31	11.8
	Greater Manchester	16	6.1
	East Midlands	6	2.3
	West Midlands	2	0.8
	West of England	1	0.4
	Thames Valley and South Midlands	17	6.5
	East of England	11	4.2
	Kent, Surrey and Sussex	8	3.1
	Wessex	14	5.3
	South West Peninsula	9	3.4
	North Thames	9	3.4
	South London	1	0.4
	North West London	2	0.8
	No	26	9.9
	UKTM	1	0.4
	NIHR CRN	116	44.3
Unsure	25	9.5	
Other	21	8.0	

	Unsure	43	16.4	240
In what country is your site located?	England	116	44.3	241
	Wales	0	0	
	Scotland	19	7.3	242
	Northern Ireland	0	0	243

244

245 **Table 1b. USA Demographics**

		US Site 1		US Site 2		Total US	
		Frequency	Proportion (%)	Frequency	Proportion (%)	Frequency	Proportion (%)
What best describes the type of site you work at?	Academic	48	16.6	1	0.4	49	8.6
	Freestanding Research Center	132	45.5	166	59.7	298	52.5
	Hospital	37	12.8	5	1.8	42	7.4
	Physician Practice/Clinic	73	25.2	106	38.2	179	31.5
	Total	290	100	278	100	568	100
Is the site part of a network?	Yes	129	44.2	113	40.9	242	42.6
	No	135	46.6	163	59.1	298	52.5
	Unsure	28	9.6	-	-	28	4.9
	Total	292	100	276	100	568	100
What best describes your role?	Assistant	5	1.7	-	-	5	0.9
	Director/ Vice President	51	17.5	-	-	51	9
	Investigator	36	12.3	66	23.7	102	17.9
	Owner/President	24	8.2	-	-	24	4.2
	Regulatory/Compliance	8	2.7	-	-	8	1.4
	Research Assistant	-	-	3	1.1	3	0.5
	Site Manager	71	24.3	97	34.9	168	29.5
	Study Co-ordinator	50	17.1	28	10.1	78	13.7
	Other	47	16.1	84	30.2	131	23
Total	292	100	278	100	570	100	
How many studies is your site currently conducting?	Less than 10	116	39.7	147	52.9	263	46.1
	10-20	69	23.6	85	30.6	154	27.0
	20-30	34	11.6	30	10.8	64	11.2
	30+	73	25.0	16	5.8	89	15.6
	Total	292	100	278	100	570	100

246

247 **Table 2. Reliability Analysis**

DSAT Element	UK Cohort		US Cohorts		All	
	α	Average ICC	α	Average ICC	α	Average ICC
Site Overview (10 items)	0.89	0.46	0.90	0.48	0.90	0.48
Site Recruitment and Outreach (9 items)	0.86	0.40	0.91	0.54	0.91	0.52
Patient Focused Services (6 items)	0.61	0.23	0.70	0.31	0.72	0.33
DSAT (25 item)	0.90	0.28	0.94	0.41	0.94	0.40

248

249 **Table 3. DSAT Scores of US and UK Study Participants**

DSAT	N	Mean	SD
Section I. Site Overview	852	40.97	21.35
Our site knows the demographic make-up of our community	703	5.24	1.20
Site knows the actual patient demographics of the clinical trial participants	703	5.19	1.34
Investigator, Study Coordinator, and/or support staff are culturally representative of the patient population	702	4.81	1.38
Site has staff that can utilize commonly used words in the community for medical discussion	702	5.17	1.35
Site staff knows diversity goals	702	5.06	1.47
Site tracks progress toward established diversity goals and knows what marketing or outreach strategies works to make them successful	701	4.35	1.76
Site can provide diversity metrics upon request to sponsor at site evaluation	699	4.81	1.66
Site has mechanisms (formal or informal) to make staff culturally aware and sensitive to the patient population	699	4.95	1.49
Site management team supports the recruitment of diverse patients	701	5.44	1.27
Site has a process to identify and address barriers	701	4.76	1.59
Section II. Site Recruitment and Outreach	851	33.71	19.93
Site has an established tailored strategy to approach targeted populations for clinical trials	682	4.83	1.56
When needed, site partners with sponsor to create study-specific and target patient population specific recruitment plans	682	4.62	1.73
Site creates target patient population specific retention plans	681	4.40	1.87
When needed, site requests appropriately tailored patient materials from sponsor	681	5.03	1.57
Site routinely requests materials (e.g., ICF, patient recruitment materials, patient outcomes assessments, E-diaries) in languages predominantly used by members of their patient population	680	4.85	1.73
When needed, site conducts outreach to minority-based organizations to establish a network of referrals (e.g., churches, community centers, food banks, medical community, patient advocacy and support groups, etc.)	680	4.16	1.90
When needed, site utilizes appropriate media outlets (radio, TV, social media) specific to the targeted population	680	4.40	1.86
Site uses recruitment materials that have worked in the past to decide upon future strategy for recruiting diverse patients	679	4.69	1.73
Site has a mechanism to notify patients for eligibility in clinical trials	680	5.18	1.45
Section III. Patient Focused Services	849	20.63	12.59
Informed Consent form is available, pre-translated and pre-IRB approved in relevant languages	675	4.73	1.79
If allowed by state/local regulations, site accommodates working patients by offering hours of operation outside of normal business hours (i.e., early arrivals and/or after hours appointments) and weekend visits	673	4.70	1.62
Site offers phone prompt for most frequently used languages (i.e., press 1 for Spanish)	674	3.50	2.56
Site provides transportation services or requests reimbursement from sponsor as needed	674	4.90	1.59
When needed, site has provisions for providing a place to stay for patients and their family members including children	674	3.33	2.31
Stipends are offered and/or distributed in a timely manner and method easy for patient use	673	4.88	1.75

252 **Table 4. Comparison of DSAT Scores of US (N=522) and UK (N=181) Study Participants**

DSAT	US Mean	UK Mean	Sig.
Section I. Site Overview	44.06	33.46	<0.001
Our site knows the demographic make-up of our community	5.30	5.06	0.016
Site knows the actual patient demographics of the clinical trial participants	5.37	4.67	<0.001
Investigator, Study Coordinator, and/or support staff are culturally representative of the patient population	4.92	4.49	<0.001
Site has staff that can utilize commonly used words in the community for medical discussion	5.35	4.65	<0.001
Site staff knows diversity goals	5.13	4.84	0.023
Site tracks progress toward established diversity goals and knows what marketing or outreach strategies works to make them successful	4.50	3.92	<0.001
Site can provide diversity metrics upon request to sponsor at site evaluation	5.09	3.98	<0.001
Site has mechanisms (formal or informal) to make staff culturally aware and sensitive to the patient population	4.97	4.89	0.546
Site management team supports the recruitment of diverse patients	5.50	5.28	0.043
Site has a process to identify and address barriers	4.85	4.48	0.007
Section II. Site Recruitment and Outreach	37.44	24.58	<0.001
Site has an established tailored strategy to approach targeted populations for clinical trials	4.97	4.41	<0.001
When needed, site partners with sponsor to create study-specific and target patient population specific recruitment plans	4.85	3.97	<0.001
Site creates target patient population specific retention plans	4.74	3.40	<0.001
When needed, site requests appropriately tailored patient materials from sponsor	5.20	4.50	<0.001
Site routinely requests materials (e.g., ICF, patient recruitment materials, patient outcomes assessments, E-diaries) in languages predominantly used by members of their patient population	5.17	3.91	<0.001
When needed, site conducts outreach to minority-based organizations to establish a network of referrals (e.g., churches, community centers, food banks, medical community, patient advocacy and support groups, etc.)	4.44	3.31	<0.001
When needed, site utilizes appropriate media outlets (radio, TV, social media) specific to the targeted population	4.66	3.62	<0.001
Site uses recruitment materials that have worked in the past to decide upon future strategy for recruiting diverse patients	4.87	3.82	<0.001
Site has a mechanism to notify patients for eligibility in clinical trials	5.34	4.68	<0.001
Section III. Patient Focused Services	23.55	13.51	<0.001
Informed Consent form is available, pre-translated and pre-IRB approved in relevant languages	5.28	3.10	<0.001
If allowed by state/local regulations, site accommodates working patients by offering hours of operation outside of normal business hours (i.e., early arrivals and/or after hours appointments) and weekend visits	4.92	4.04	<0.001
Site offers phone prompt for most frequently used languages (i.e., press 1 for Spanish)	3.41	3.76	0.133
Site provides transportation services or requests reimbursement from sponsor as needed	5.20	4.00	<0.001
When needed, site has provisions for providing a place to stay for patients and their family members including children	3.72	2.18	<0.001
Stipends are offered and/or distributed in a timely manner and method easy for patient use	5.56	2.82	<0.001

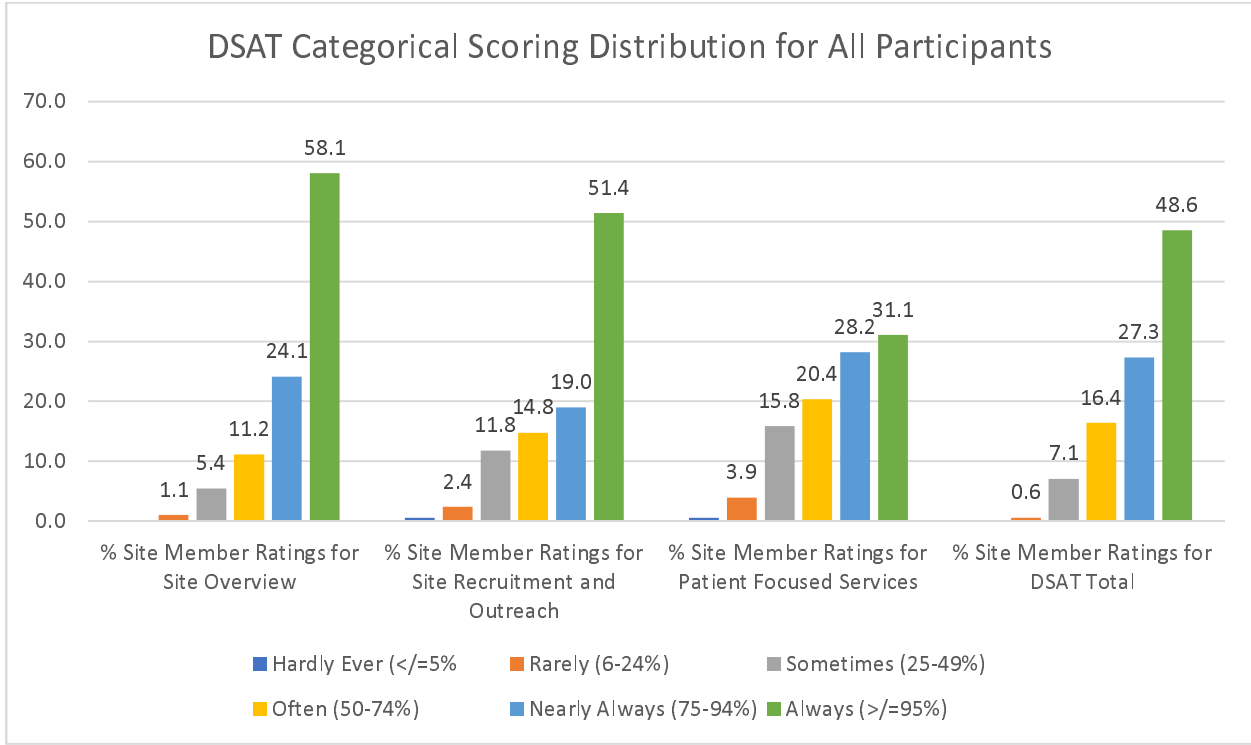
253 **Table 5. Comparison of DSAT Scores By Data Source (US 1 (N=229), US 2 (N=293) and UK (N=181))**

DSAT	US1 Mean	US 2 Mean	UK Mean	Sig
Section I. Site Overview	36.26	51.51	33.46	<0.001
Our site knows the demographic make-up of our community	5.01	5.53	5.06	<0.001
Site knows the actual patient demographics of the clinical trial participants	5.01	5.66	4.67	<0.001
Investigator, Study Coordinator, and/or support staff are culturally representative of the patient population	4.59	5.18	4.49	<0.001
Site has staff that can utilize commonly used words in the community for medical discussion	5.04	5.58	4.65	<0.001
Site staff knows diversity goals	4.64	5.51	4.84	<0.001
Site tracks progress toward established diversity goals and knows what marketing or outreach strategies works to make them successful	3.87	4.99	3.92	<0.001
Site can provide diversity metrics upon request to sponsor at site evaluation	4.56	5.51	3.98	<0.001
Site has mechanisms (formal or informal) to make staff culturally aware and sensitive to the patient population	4.44	5.38	4.89	<0.001
Site management team supports the recruitment of diverse patients	5.24	5.70	5.28	<0.001
Site has a process to identify and address barriers	4.31	5.28	4.48	<0.001
Section II. Site Recruitment and Outreach	28.82	45.67	24.58	<0.001
Site has an established tailored strategy to approach targeted populations for clinical trials	4.44	5.36	4.41	<0.001
When needed, site partners with sponsor to create study-specific and target patient population specific recruitment plans	4.33	5.23	3.97	<0.001
Site creates target patient population specific retention plans	3.99	5.30	3.40	<0.001
When needed, site requests appropriately tailored patient materials from sponsor	4.73	5.55	4.50	<0.001
Site routinely requests materials (e.g., ICF, patient recruitment materials, patient outcomes assessments, E-diaries) in languages predominantly used by members of their patient population	4.78	5.46	3.91	<0.001
When needed, site conducts outreach to minority-based organizations to establish a network of referrals (e.g., churches, community centers, food banks, medical community, patient advocacy and support groups, etc.)	3.72	4.98	3.31	<0.001
When needed, site utilizes appropriate media outlets (radio, TV, social media) specific to the targeted population	3.91	5.21	3.62	<0.001
Site uses recruitment materials that have worked in the past to decide upon future strategy for recruiting diverse patients	4.41	5.39	3.82	<0.001
Site has a mechanism to notify patients for eligibility in clinical trials	4.88	5.69	4.68	<0.001
Section III. Patient Focused Services	18.54	28.33	13.51	<0.001
Informed Consent form is available, pre-translated and pre-IRB approved in relevant languages	4.81	5.62	3.10	<0.001
If allowed by state/local regulations, site accommodates working patients by offering hours of operation outside of normal business hours (i.e., early arrivals and/or after hours appointments) and weekend visits	4.59	5.19	4.04	<0.001
Site offers phone prompt for most frequently used languages (i.e., press 1 for Spanish)	2.90	3.79	3.76	<0.001
Site provides transportation services or requests reimbursement from sponsor as needed	4.81	5.48	4.00	<0.001
When needed, site has provisions for providing a place to stay for patients and their family members including children	3.18	4.12	2.18	<0.001

Stipends are offered and/or distributed in a timely manner and method easy for patient use	5.21	5.82	2.82	<0.001
--	------	------	------	--------

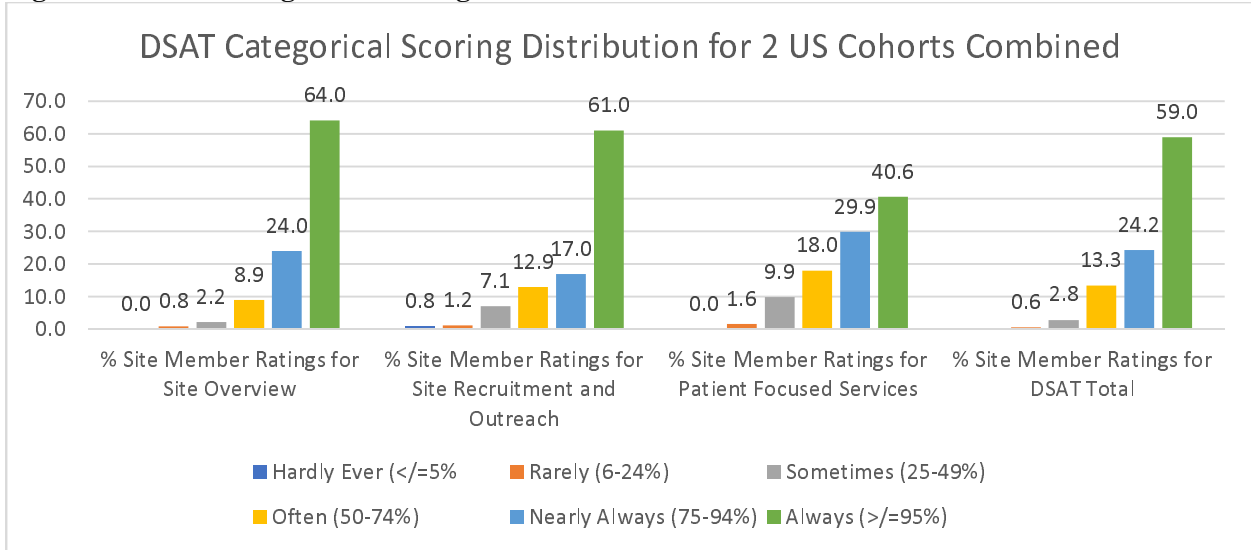
254

255 **Figure 1. DSAT Categorical Scoring Distribution of All Participants**



256

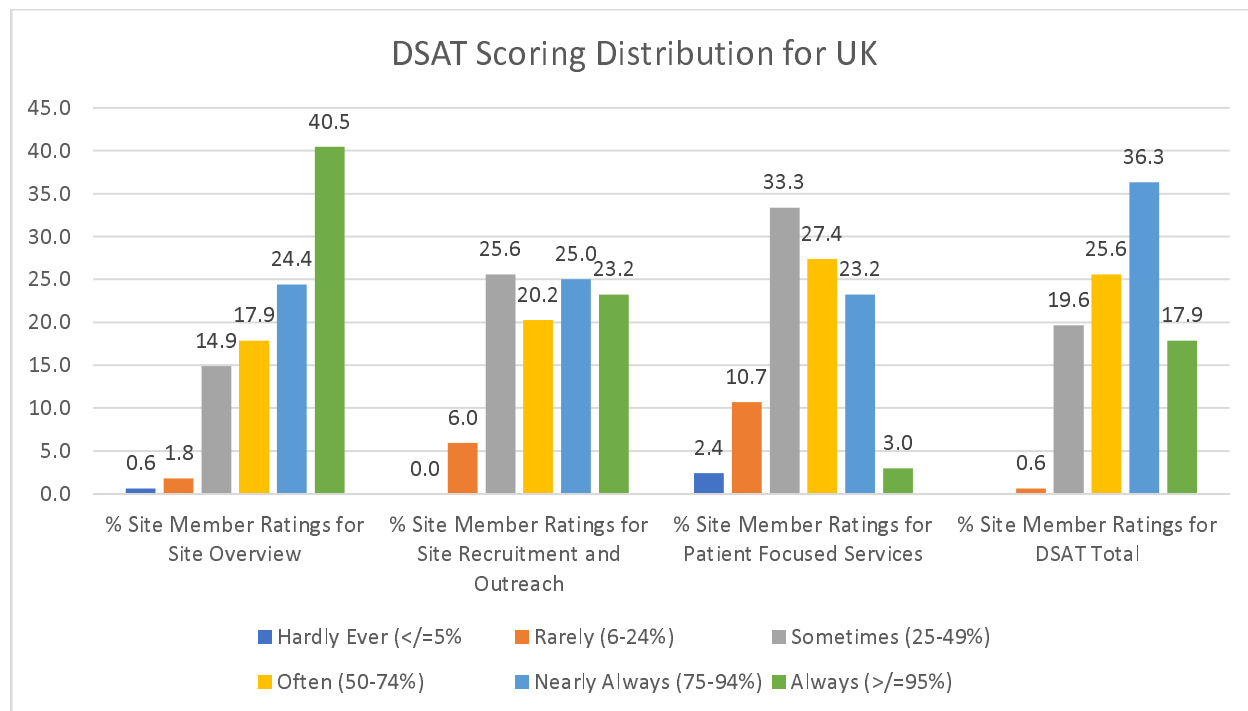
257 **Figure 2a. DSAT Categorical Scoring Distribution of US Cohorts**



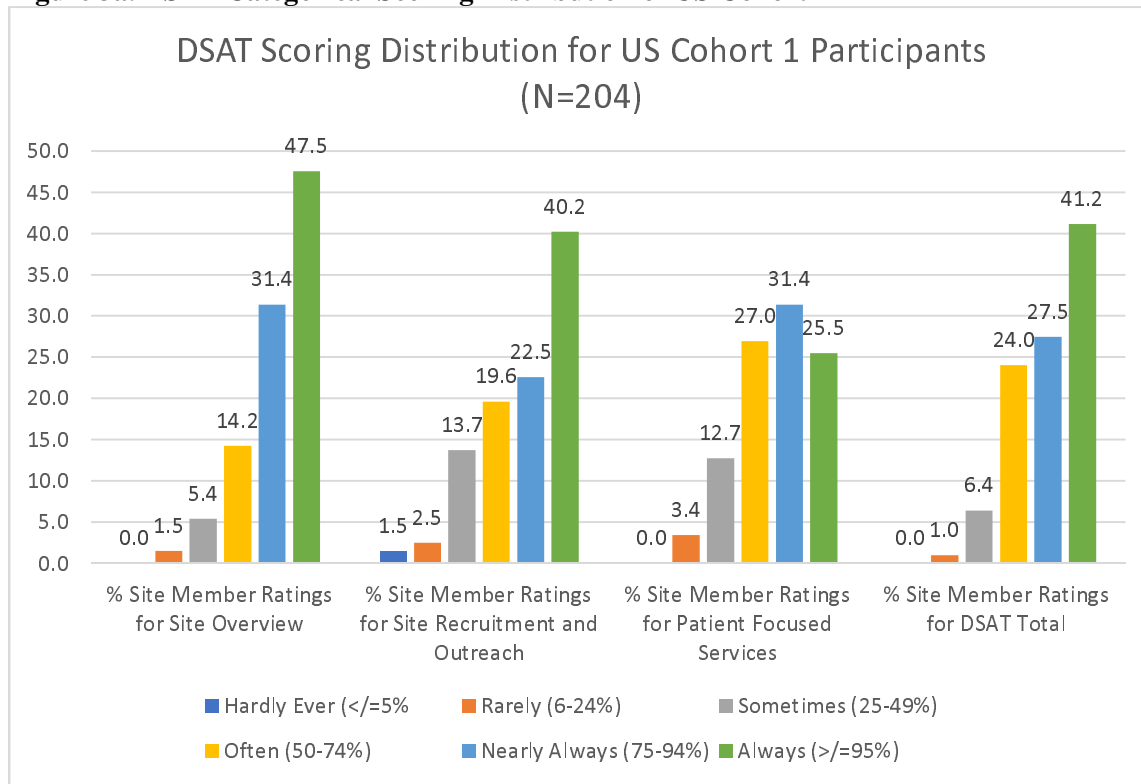
258

259 **Figure 2b. DSAT Categorical Scoring Distribution of UK Cohort**

260

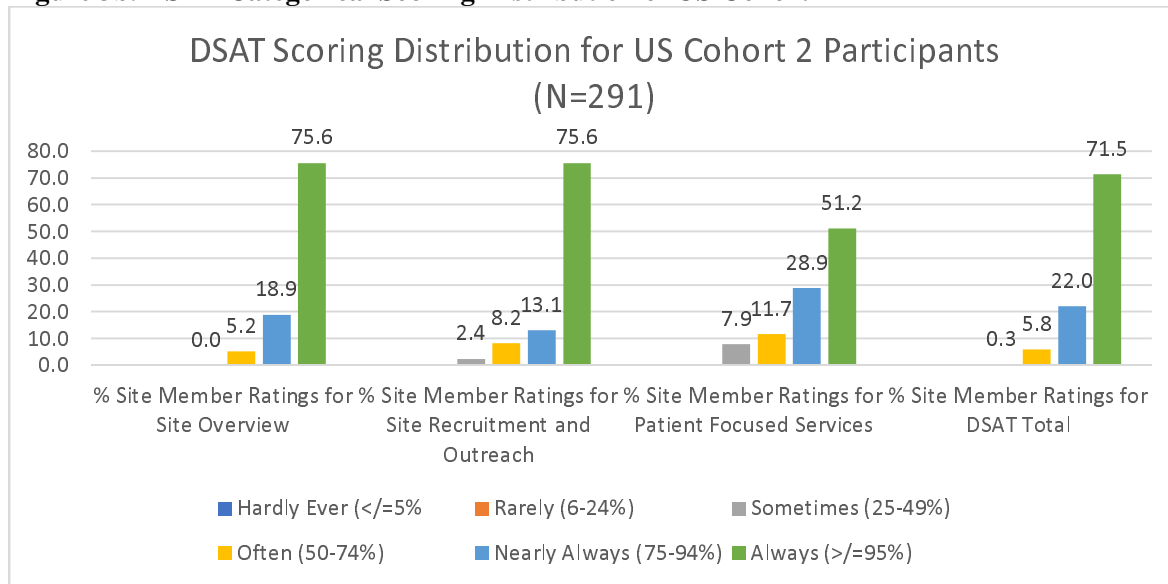


262 **Figure 3a. DSAT Categorical Scoring Distribution of US Cohort 1**



263
264
265

Figure 3b. DSAT Categorical Scoring Distribution of US Cohort 2



266
267
268

269 References:

- 270 1. National Academies of Sciences, Engineering, and Medicine; Policy and Global Affairs;
271 Committee on Women in Science, Engineering, and Medicine; Committee on Improving the
272 Representation of Women and Underrepresented Minorities in Clinical Trials and Research;
273 Bibbins-Domingo K, Helman A, editors. Improving Representation in Clinical Trials and
274 Research: Building Research Equity for Women and Underrepresented Groups. Washington
275 (DC): National Academies Press (US); 2022 May 17. 3, Policies to Improve Clinical Trial and
276 Research Diversity: History and Future Directions. Available from:
277 <https://www.ncbi.nlm.nih.gov/books/NBK584404/>. Accessed March 18, 2023.
- 278 2. US Department of Health and Human Services Office of Disease Prevention and Health
279 Promotion. Healthy People 2030 Framework. Available at:
280 <https://health.gov/healthypeople/about/healthy-people-2030-framework>. Accessed April 2, 2023.
- 281 3. Pharmaceutical Research and Manufacturers of America. Pharmaceutical research and
282 manufacturers of America. [https://phrma.org/resource-center/Topics/Cost-and-Value/PhRMA-](https://phrma.org/resource-center/Topics/Cost-and-Value/PhRMA-Principles-on-Conduct-of-Clinical-Trials.2020)
283 [Principles-on-Conduct-of-Clinical-Trials.2020](https://phrma.org/resource-center/Topics/Cost-and-Value/PhRMA-Principles-on-Conduct-of-Clinical-Trials.2020). Accessed on April 2, 2023.
- 284 4. Guidance, Food and Drug Administration. Enhancing the Diversity of Clinical Trial
285 Populations—Eligibility Criteria, Enrollment Practices, and Trial Designs. Accessed on April 2,
286 2023. Accessed from: <https://www.fda.gov/media/127712/download>
- 287 5. US Department of Health and Human Services, National Institute on Minority Health and Health
288 Disparities. Scientific Advancement Plan. Available at: Scientific Advancement Plan (nih.gov).
289 Accessed May 3, 2023.
- 290 6. U.S. Food and Drug Administration. Diversity plans to improve enrollment of participants from
291 underrepresented racial and ethnic populations in clinical trials; draft guidance for industry 2022.
292 <https://www.fda.gov/media/157635/download>. Accessed June 1, 2022.
- 293 7. Hwang TJ, Brawley OW. New Federal Incentives for Diversity in Clinical Trials. *N Engl J Med.*
294 2022 Oct 13;387(15):1347-1349. doi: 10.1056/NEJMp2209043. Epub 2022 Oct 8. PMID:
295 36214598
- 296 8. National Institute for Health Research. INVOLVE Supporting public involvement in NHS, public
297 health and social research. <http://invo.org.uk/>
- 298 9. National Health Service England. Increasing diversity in research participation: A good practice
299 guide for engaging with underrepresented groups. Available from:
300 <https://www.england.nhs.uk/aac/publication/increasing-diversity-in-research-participation/>.
301 Accessed April 26, 2023.
- 302 10. Health Research Authority, National Health Service. Increasing the diversity of people taking part
303 in research. Available at: [https://www.hra.nhs.uk/planning-and-improving-research/best-](https://www.hra.nhs.uk/planning-and-improving-research/best-practice/increasing-diversity-people-taking-part-research/)
304 [practice/increasing-diversity-people-taking-part-research/](https://www.hra.nhs.uk/planning-and-improving-research/best-practice/increasing-diversity-people-taking-part-research/). Accessed June 2, 2023.
- 305 11. Farooqi, A., Jutlla, K., Raghavan, R. *et al.* Developing a toolkit for increasing the participation of
306 black, Asian and minority ethnic communities in health and social care research. *BMC Med Res*
307 *Methodol* **22**, 17 (2022). <https://doi.org/10.1186/s12874-021-01489-2>
- 308 12. SCRS Launches Diversity Awareness Program. PRNewswire. 2017. Available at: [SCRS](https://www.prnewswire.com/news-releases/scrs-launches-diversity-awareness-program-300888881.html)
309 [Launches Diversity Awareness Program \(prnewswire.com\)](https://www.prnewswire.com/news-releases/scrs-launches-diversity-awareness-program-300888881.html). Accessed: May 3, 2023.
- 310 13. White Papers. The Society for Clinical Research Sites. Patient Diversity Awareness: Developing
311 a Better Understanding of the Knowledge, Expertise, and Best Practices at Clinical Research
312 Sites to Meet the Needs of an Increasingly Diverse United States Population. Available at:
313 <http://myscrs.org/learningcampus/white-papers/>. Accessed: May 3, 2023.
- 314 14. White Papers. The Society for Clinical Research Sites. Recruiting Diverse Patient Populations in
315 Clinical Studies: Factors that Drive Site Success. Available at:
316 <http://myscrs.org/learningcampus/white-papers/>. Accessed: May 3, 2023.
- 317 15. Foster D. A Pilot Study to Examine the Validity and Reliability of a Site Assessment Checklist
318 for Evaluation of Best Practices of Recruitment of Diverse Patient Populations for Clinical Trials.
319 *Insite: The Global Journal for Clinical Research Sites* Summer 2020: Page 10-19. Available at:

- 320 <https://cloud.3dissue.com/180561/181052/211361/InSiteSummer2020/index.html>. Accessed:
321 May 31, 2023.
- 322 16. Foster D. The Diversity Site Assessment Tool (DSAT), Reliability and Validity of the Industry
323 Gold Standard for Establishing Investigator Site Ranking. *Integr J Med Sci* [Internet]. 2020; 7:13.
324 Available from: <https://mbmj.org/index.php/ijms/article/view/266>. Accessed: May 31, 2023.
- 325 17. Foster D. Identifying Opportunities to Improve Diversity Recruitment. Available at: [Identify](#)
326 [Opportunities to Improve Diversity Recruitment - Total Diversity Clinical Trial Management](#).
327 Accessed: May 31, 2023.
- 328 18. JASP Team (2023). JASP (Version 0.17.2)[Computer software]. [Download JASP - JASP - Free](#)
329 [and User-Friendly Statistical Software \(jasp-stats.org\)](#)
- 330