

23 individual studies. Cochran's Q and the I² tests were used to assess heterogeneity between the
24 studies. **Results:** A total of 6 studies were included for the final analysis, with 965 chronic stroke
25 patients. The risk factors for fear of falling in chronic patients with stroke were impaired balance
26 ability (OR=3.05; 95% CI 1.60 to 5.80), history of falls (OR=2.12; 95% CI 1.40 to 3.20) and
27 anxiety (OR=2.29; 95% CI 1.43 to 3.67), depression (OR=1.80; 95% CI 1.22 to 2.67), poor lower
28 limb motor function (OR=1.14; 95% CI 1.00 to 1.29), physically inactiveness (OR=2.04; 95% CI
29 1.01 to 4.12). Married (OR=0.61; 95% CI: 0.435-0.875) is a protective factor. **Conclusion:** Our
30 study shows that impaired balance ability, history of falls might be a greater risk for fear of
31 falling. Future studies are recommended to determine other risk factors specific to patients with
32 chronic stroke.

33 **Keywords:** chronic Stroke; risk factors; fear of falling; meta-analysis; systematic review

34 Stroke remains the second largest cause of death globally and the main cause of disability in
35 adults(1). In China, stroke is the main cause of death, and As our population grows and ages, the
36 number of deaths will steadily increase(2). There are many complications after brain stroke, and
37 falls are a common complication(3). Some scholars have found that people with a history of stroke
38 have an increased risk of falls (4), which may be related to hemiplegia(5), balance loss(6), sensory
39 disturbances(7), fatigue(8), depression and anxiety(9), and cognitive dysfunction(10) caused by
40 stroke. Fear of falling (FOF) refers to the decrease in self-efficacy or confidence that occurs to
41 avoid falling while performing an activity(11). Studies have shown that patients with stroke have a
42 higher risk of developing the fear of falling(12), which may be related to an increased risk of
43 falling after stroke(13). The incidence of fear of falling after stroke has been reported to be
44 approximately 32 to 66 percent(14-16). Fear of falling is associated with adverse consequences

45 such as limited activity, increased incidence of falls, decreased quality of life, and increased
46 hospitalization and case fatality rates(17, 18). Moreover, FOF was also significantly associated
47 with anxiety and depression(16). Therefore, it is very important to screen stroke people with high
48 risk of fear of falling as early as possible and provide targeted intervention measures, so it is
49 necessary to explore the risk factors of FOF in stroke. However, the fear of falling is a dynamically
50 changing psychological problem, and risk factors vary from stage to stage. Previous studies have
51 always considered acute stroke and chronic stroke as a whole, so this study only conducts a
52 meta-analysis of risk factors for fear of falling in patients with chronic stroke, in order to provide a
53 reference for clinical staff to identify people at high risk of FoF as early as possible and prevent
54 their further development.

55 **1. Materials and methods**

56 **1.1 Search Policy**

57 Using subject words combined with free words, we searched the CNKI, Wanfang, VIP,
58 CBM, PubMed, EMBASE, The Cochrane Library, and Web of Science databases. The search period
59 is until May 30, 2023. Search terms include: "stroke", "strokes", "cerebrovascular accident *",
60 "CVA", "cerebrovascular apoplexy", "brain vascular accident *", "cerebrovascular stroke *",
61 "apoplexy", "cerebral stroke", "acute stroke", "acute cerebrovascular accident", "cerebral infarction
62", "cerebral hemorrhage", "brain ischemia", "Accidental Falls", "Falls", "Falling", "Accidental
63 Fall*", "Slip and Fall", "Fall and Slip", "Accident Prevention", "Home Accidents", "Fear",
64 "fear*", "Panic", "worry", "afraid". Taking the PubMed database as an example, the retrieval
65 formula is as follows:

66 (((stroke[MeSH Terms]) OR ("stroke"[Title/Abstract] OR "strokes"[Title/Abstract] OR

67 "cerebrovascular accident*"[Title/Abstract] OR "CVA"[Title/Abstract] OR "cerebrovascular
68 apoplexy"[Title/Abstract] OR "brain vascular accident*"[Title/Abstract] OR "cerebrovascular
69 stroke*"[Title/Abstract] OR "apoplexy"[Title/Abstract] OR "cerebral stroke*"[Title/Abstract] OR
70 "acute stroke*"[Title/Abstract] OR "acute cerebrovascular accident*"[Title/Abstract] OR "cerebral
71 infarction"[Title/Abstract] OR "cerebral hemorrhage"[Title/Abstract] OR "brain
72 ischemia"[Title/Abstract])) AND ((Accidental Falls[MeSH Terms]) OR ("Falls"OR"Falling"OR
73 "Accidental Fall*"OR "Slip and Fall"OR "Fall and Slip"OR "Accident Prevention"OR "Home
74 Accidents"[Title/Abstract])) AND ((Fear[MeSH Terms]) OR ("fear*"[Title/Abstract] OR
75 "Panic"OR "worry"OR"afraid"[Title/Abstract])).

76 **1.2 Inclusion and exclusion criteria**

77 Inclusion criteria (1) Study subjects: stroke patients who meet the diagnostic criteria, patients
78 with disease time ≥ 3 months or convalescent period; (2) exposure factors: risk factors for fear of
79 falling in patients with chronic stroke were reported, and the OR or RR value was extracted
80 directly from the included studies; (3) fear of falling: use of validated screening tools; (4)
81 Case-control studies, cohort studies, and cross-sectional studies.

82 Exclusion criteria: (1) the data in the literature cannot be converted and applied; (2) repeated
83 publications; (3) Conference papers, case reports; (4) low-quality literature.

84 **1.3 Literature screening and data extraction**

85 Endnote X9 software was used to remove duplicates. Browsing the title and abstract,
86 preliminary screening of literature according to inclusion and exclusion criteria, further review of
87 literature that may meet the inclusion criteria, discussion or consultation with a third person in
88 case of disagreement. Two review authors conducted literature extraction independently based on

89 searches, reviewed and selected according to predefined criteria. The extracted data includes: first
90 author, year of publication, Country, type of study, sample size, course of illness, screening tools
91 for fear of falling, influencing factors.

92 **1.4 Quality assessment**

93 Two researchers independently evaluated the literature, and if there was a disagreement, a
94 third investigator was invited to participate. The methodologic quality assessment of case-control
95 studies and cohort studies was assessed by the Newcastle Ottawa Scale (NOS) for the study
96 population, comparability and outcome evaluation. The scale's total score was kept as 9 points,
97 where 0 to 3 were divided into low-quality research, 4 to 6 were divided into medium-quality
98 research and 7–9 were divided into high-quality research. In addition, the risk of bias in a
99 cross-sectional study was assessed using the instrument Agency for Healthcare Research and
100 Quality (AHRQ). The total score is 11 points, 0–3 is low quality, 4–7 is medium quality, and 8–11
101 is high quality.

102 **1.5 Statistical analysis**

103 we conducted a meta-analysis by the RevMan V.5.3 software to pool the *OR/RR* value with
104 95% CI. Statistical heterogeneity between studies was quantified by the I^2 statistics and formally
105 tested by Cochran's Q statistic. If $P \geq 0.1$, $I^2 \leq 50\%$, indicating homogeneity between studies, a
106 fixed-effect model was used; Conversely, there was heterogeneity, and random-effects models
107 were used or results pooled were abandoned. Sensitivity analysis: different effect models were
108 used to pool effect sizes separately to see if there was a difference in the results.

109 **2 Results**

110 **2.1 Literature selection**

111 Initially,1297 records were searched from the eight databases and other resources (figure 1).
112 After the exclusion of duplicates, the remaining 669 records were screened. After analysing the
113 title and abstract, ultimately, 43 publications were selected for the full-text assessment. Finally, six
114 full-text studies were included in this meta-analysis.

115 Fig 1 Flow chart of literature screening

116 **2.2 Basic characteristics and quality evaluation of the included literature**

117 Six studies were included in the meta-analysis.They are from four countries: China (n=2),
118 Sweden (n=2), Canada (n=1), India (n=1);Among these studies, two were cross-sectional, three
119 were case–control and one were prospective cohort studies. the included literature scored as 5-8; 4
120 high-quality studies and 2 of moderate quality. A summary of literature characteristics used in the
121 analysis is shown in table 1.

122 **Table 1 has included the basic characteristics of the literature**

| first author | year | subject | sample size | country | course of disease | assessment tool(FOF) | Study design | influencing factor | Quality score |
|--------------|------|---------------------|-------------|---------|-------------------|----------------------|---------------|---------------------|---------------|
| Zhang Qin | 2020 | cerebral infarction | 221 | China | 3~6 Months | SFES-I | cross section | (1)(3)(4) (5)(6) | 5 |
| Beliz | 2006 | cerebral | 50 | Sweden | >3 Months | self-made | cross section | (4) | 6 |
| Belgen(20) | | apoplexy | | | | questionnaire;FES-S | section | | |
| Hui-Ting | 2016 | cerebral | 125 | China | >3 Months | FES-I | case-contr ol | (8)(13) | 7 |
| Goh(21) | | apoplexy | | | | | | | |
| Netha | 2021 | cerebral | 279 | Sweden | Six months | The self-made | cohort | (1)(2)(4) | 8 |

| | | | | | | | | | |
|-------------|------|----------|-----|--------|---------------|----------------|------------|-----------|---|
| Hussain(22) | | apoplexy | | | | questionnaire | study | (9/10/14) | |
| Schinkel-Iv | 2016 | cerebral | 208 | Canada | convalescence | The self-made | case-contr | (11) | 7 |
| y(15) | | apoplexy | | | | questionnaire; | ol | | |
| | | | | | | ABC | | | |
| Yadav(23) | 2020 | cerebral | 82 | India | >3 Months | The self-made | case-contr | (2/7/12) | 8 |
| | | apoplexy | | | | questionnaire | ol | | |

123 Note: SFES-I:Short Falls Efficacy Scale International; FES-S:Falls Efficacy Scale–Swedish
 124 Version; FES-I:Fall Efficacy Scale International; ABC:The Activities-Specific Balance
 125 Confidence Scale; BBS:The Berg Balance Scale;FAC:The Functional Ambulation Category.
 126 (1) age; (2) sex; (3) marital status; (4) History of falls; (5) anxious; (6) depressed; (7) The
 127 Fugl-Meyer Scale of lower limb; (8) FAC < 4; (9)SWePASS (Swedish Revised Stroke Postural
 128 Assessment Scale) <24; (10)SGPALS (the Saltin-Grimby Physical Activity Level Scale) ; (11)
 129 Reactive stepping ability (grasping response and assistance); (12) TUG: "Stand up-GO" timing test;
 130 (13)BBS ≤45; (14) Using a walking aid;

131 **2.3 Results of the meta-analysis**

132 **2.3.1 Age**

133 Two studies reported the relationship between age and fear of falling, with heterogeneity
 134 testing (I²=82%, p=0.02), with great heterogeneity among the studies, so a random effects model
 135 was used for the analysis. The results showed no statistical significance:OR=1.13;95%
 136 CI:0.85-1.52(Figure 2).

137 Fig 2 Forest plot of the relationship between age and fear of falling

138 **2.3.2 History of falls**

139 Three studies reported the relationship between history of falls and fear of falling, with
140 heterogeneity testing ($I^2=0\%$, $p=0.93$), and there was no heterogeneity among the studies, so a
141 fixed-effects model was used for the analysis. The results showed that history of falls (OR=2.12;
142 95% CI:1.40-3.20) was a risk factor for fear of falls in chronic stroke(Figure 3).

143 Fig 3 Forest plot of the relationship between history of falls and FOF

144 2.3.3 Balance ability

145 Two studies reported a correlation between balance ability and fear of falling, with
146 heterogeneity tests ($I^2=0\%$, $p=0.35$), and there was no heterogeneity among the studies, so a
147 fixed-effects model was used for the analysis. The results showed that balance ability(OR=3.05;
148 95% CI:1.60-5.80) was a risk factor for fear of falls in chronic stroke(Figure 4).

149 Fig 4 Forest plot of the relationship between balance ability and FOF

150 2.3.4 Mobility

151 Two studies reported a correlation between mobility and fear of falling, with heterogeneity
152 testing ($I^2=87\%$, $p=0.0005$), the high heterogeneity between studies may be related to the different
153 assessment tools used by the two studies in assessing Mobility, one study using The Functional
154 Ambulation Category and the other using the "Stand up-GO" timing test.The results showed no
155 statistical significance(OR=2.75;95%CI:0.29-25.63)(Figure 5).

156 Fig 5 forest plot of the relationship between mobility and FOF

157 2.3.5 Other Factors

158 The following influencing factors were only mentioned in a single study, and meta-analysis
159 could not be conducted, so descriptive analysis was used, in which anxiety (OR=2.29;95%CI:
160 1.43-3.67), depression (OR=1.80;95%CI:1.22-2.67), poor motor function of lower extremity
161 (OR=1.14;95% CI:1.00-1.29), physical inactivity (OR=2.04;95%CI:1.01-4.12) was a risk factor
162 for fall fear in patients with chronic stroke.Have a spouse (OR=0.61;95%CI:0.435-0.875) is a

163 protective factor. Zhang Qin et al(19)have found that anxiety and depression are risk factors for
164 fear of falling, and the marital status of a spouse is the protective factor.

165 2.4 Sensitivity analysis

166 These four risk factors, including age, fall history, balance ability and mobility, were not
167 significantly different after switching models,suggesting that the results have high reliability.
168 Results of the sensitivity analysis are shown in Table Table 2.

169 **Table 2: Sensitivity analysis**

| Risk factor | fixed effect model | | random effect model | |
|------------------|--------------------|-----------|---------------------|------------|
| | OR | 95%CI | OR | 95%CI |
| age | 1.00 | 0.97-1.04 | 1.13 | 0.85-1.52 |
| history of falls | 2.12 | 1.40-3.64 | 2.12 | 1.40-3.64 |
| Balance ability | 3.05 | 1.60-5.80 | 3.05 | 1.60-5.80 |
| mobility | 1.02 | 0.91-1.13 | 2.75 | 0.29-25.63 |

170 2.5 Publication bias

171 The number of studies included in the outcome index was less than 10, so no funnel plot was
172 made to verify publication bias.

173 3 Discussion

174 3.1 General Factors

175 Two of the studies included in this paper reported the relationship between gender and fear of
176 falling, but the results of the two studies were completely opposite, so a meta-analysis was not
177 conducted.Both studies found no statistically significant relationship between gender and fear of
178 falling.This is inconsistent with the findings of Suna Park et al(24), who reported that women have

179 a higher risk of FOF when walking outdoors compared to men.Laren A et al(25) also found that
180 women are 2.25 times more likely to experience fear of falling than men in acute stroke patients.In
181 the elderly population, female gender has been proven to be an important influencing factor for
182 falling fear(26-29).A study(30) found that after stroke, the level of physical activity decreases and
183 women are more prone to FOF. There is no significant difference in the level of physical activity
184 between men and women among stroke survivors, but the walking speed of men is correlated with
185 the level of physical activity, and the balance ability of women is correlated with the level of
186 physical activity.FoF is positively correlated with walking speed in stroke patients(15) and
187 negatively correlated with balance ability, which may be the reason why women are more prone to
188 FOF than men.However, persson et al found that men are more likely to fall than women(31), and
189 men who are more likely to fall are less likely to have a fear of falling than women, which is a
190 question worth considering.Further research is needed on the relationship between gender and fear
191 of falls in chronic stroke patients, and the current number of studies is limited and the results
192 obtained are not entirely consistent.This study found no statistical significance between age and
193 fear of falling, but Guan et al(13) found that age may be an important factor affecting the
194 development of fear of falling in patients with chronic stroke.Yuan Lanlan et al(32) also found
195 that age >70 years old is a risk factor for fear of falling,First of all, the elderly will show slow
196 movement, lower limb muscle strength, blurred vision, cognitive function decline, etc. Secondly,
197 the ability to acquire and understand disease-related knowledge is poor, which may lead to a
198 higher degree of fear of falling in the elderly.However, the number of studies included in this
199 paper is limited, and the results may be unstable, so more studies are needed to verify the
200 relationship between age and FOF in chronic stroke patients.

201 **3.2 Disease-related factors**

202 Yadav et al(23) found that lower limb motor function is an important influencing factor of
203 fall fear,For every 1-unit increase in the lower limb Fugl-Meyer score, the risk of FOF increased
204 by 1.36 times.This is consistent with the findings of Suna Park et al(24), who reported that lower
205 limb strength is the most important influencing factor for FOF. Therefore, improving lower limb
206 motor function may reduce the risk of fear of falling.Furkan et al also found that there was a
207 significant negative correlation between FOF and upper limb Fugl-Meyer score and upper limb
208 functional arm motor ability score ($r=-0.888,r=-0.926$)(33).It can be found that stroke people with
209 poor motor function are more likely to face the fear of falling, and it is hoped that more studies
210 will be conducted to explore whether motor function is a risk factor for the fear of falling in
211 chronic stroke.This study found that balance ability is one of the risk factors for fear of falling in
212 chronic stroke. This is consistent with the study results of Semra Oguz et al(34), which showed
213 that patients with poor balance have higher fear of falling.Many studies have confirmed the
214 negative correlation between fear of falling and balance ability(13, 27, 35, 36).This study found
215 that the history of falls is an important risk factor for the occurrence of fear of falling in chronic
216 stroke, and the risk of falling fear in patients with a history of falling is 2.4 times that of patients
217 without a history of falls [20].It has been reported that fear of falling is also a risk factor for
218 falling(37, 38). What can be known is that fear of falling and falling affect each other, forming a
219 vicious circle. Identifying patients with high fear of falling and developing intervention measures
220 can also reduce the occurrence of falls.A Thai study found that the prevalence of FoF in patients
221 with a history of falling was 8.21%, and that in subjects without a history of falling was
222 7.80%(27). It can be seen that a history of falling is not the only predictor of fear of falling, and a

223 high proportion of FOF will also occur in people without a history of falling(39).In addition,
224 Netha Hussain et al(22) proposed that the risk of falling fear due to physical inactivity prior to
225 stroke was 2.6 times that of active patients. This is consistent with the research report of Hanna et
226 al(40), which reported that the longer the sitting time of stroke patients per day, the more likely
227 the fall fear will occur.

228 **3.3 Psychological factors**

229 This study found that anxiety and depression are risk factors for fear of falling. Guan Q et
230 al(13) found that depression is a risk factor related to fear of falling after chronic stroke. Schmid et
231 al(41) also found that the fear of falling after stroke was negatively correlated with anxiety and
232 depression scores.In the elderly population, anxiety and depression have been confirmed by a
233 number of studies to be related to the fear of falling(42-45), while in the group of chronic stroke,
234 firstly, because of the limited number of studies on the relationship between the two. Secondly, the
235 presentation of results between studies is not the same, resulting in some data cannot be extracted
236 and analyzed. All these make it impossible to combine the effect size of these two risk factors in
237 this study, so the results of this study need to be further verified by more studies.

238 **3.4 Fear of fall assessment tool**

239 Through reading the literature, it is found that The self-made questionnaire is most
240 commonly used to screen the prevalence of fall fear, and the Fall Efficacy Scale International and
241 the Short Falls Efficacy Scale International are used to evaluate the severity of fall fear. Because
242 there are many versions of the current definition of the fear of falling, there are many different
243 scales to measure the fear of falling.The use of different assessment scales may vary the results of
244 the studies and may increase heterogeneity across studies.More and more clinical workers

245 gradually began to pay attention to the psychological problems of patients, and the psychological
246 problem of falling fear will get more attention. Therefore, it is hoped that more scholars will
247 develop a standard scale specifically for evaluating stroke fear of falling in the future.

248 **3.5 Limitations and recommendations**

249 Recognizing the dangers of fear of falling and early identification of high-risk patients with
250 fear of falling through identified risk factors can help clinical staff develop targeted interventions
251 to reduce the occurrence of adverse outcomes during hospitalization, reduce the length and cost of
252 patient stay, and improve the quality of care.

253 Limitations of this study: (1) The number of studies included was limited, and only Chinese
254 and English literature were included, so there was a certain selection bias; (2) Due to the small
255 number of literatures included, some influencing factors still need further verification; (3) Most of
256 the included studies are case-control studies and cross-sectional studies, and the causal
257 relationship is not strong enough, so more cohort studies need to be included in the future to verify
258 the conclusions. To sum up, this study is limited by the number and quality of included studies,
259 and the conclusions of this study need to be verified by more large sample size, multi-center,
260 high-quality and prospective studies.

261 **4 Summary**

262 Fear of falling can have many adverse effects on patients, such as limited activities, reduced
263 participation in activities, increased anxiety, depression and even reduced quality of life, and
264 increased the risk of disability and relapse. A prospective study found that a higher fear of falling
265 may be associated with an increased rate of disability(46), so it is necessary to identify the risk
266 factors for fall fear in patients with chronic stroke early to improve the prognosis of patients. By

267 combining the effect size of published literature, this study found that impaired balance ability and
268 a history of falling are risk factors for fear of falling in chronic stroke, which can provide
269 reference for clinical staff to formulate corresponding intervention measures to reduce the
270 occurrence of fall fear.

271 **5 Competing interests**

272 The authors declare that there are no competing interests.

- 273 1. Katan M, Luft A. Global Burden of Stroke. *Semin Neurol.* 2018;38(2):208-11.
- 274 2. Zhou M, Wang H, Zeng X, Yin P, Zhu J, Chen W, et al. Mortality, morbidity, and risk
275 factors in China and its provinces, 1990-2017: a systematic analysis for the Global Burden of
276 Disease Study 2017. *Lancet.* 2019;394(10204):1145-58.
- 277 3. Walsh M, Galvin R, Horgan NF. Fall-related experiences of stroke survivors: a
278 meta-ethnography. *Disabil Rehabil.* 2017;39(7):631-40.
- 279 4. Ignacio KHD, Diestro JDB, Medrano JMM, Salabi SKU, Logronio AJ, Factor SJV, et al.
280 Depression and Anxiety after Stroke in Young Adult Filipinos. *J Stroke Cerebrovasc Dis.*
281 2022;31(2):106232.
- 282 5. Rost NS, Brodtmann A, Pase MP, van Veluw SJ, Biffi A, Duering M, et al. Post-Stroke
283 Cognitive Impairment and Dementia. *Circ Res.* 2022;130(8):1252-71.
- 284 6. Whitney DG, Dutt-Mazumder A, Peterson MD, Krishnan C. Fall risk in stroke survivors:
285 Effects of stroke plus dementia and reduced motor functional capacity. *J Neurol Sci.*
286 2019;401:95-100.
- 287 7. Xu T, Clemson L, O'Loughlin K, Lannin NA, Dean C, Koh G. Risk Factors for Falls in
288 Community Stroke Survivors: A Systematic Review and Meta-Analysis. *Arch Phys Med Rehabil.*

- 289 2018;99(3):563-73.e5.
- 290 8. Mansfield A, Inness EL, McIlroy WE. Stroke. *Handb Clin Neurol*. 2018;159:205-28.
- 291 9. Peng M, Wu B, Wang X, Ding Y, Li Y, Cheng X. Clinical Factors Affecting the Recovery of
292 Sensory Impairment After Cerebral Infarction: A Retrospective Study. *Neurologist*.
293 2023;28(2):117-22.
- 294 10. Zhang S, Cheng S, Zhang Z, Wang C, Wang A, Zhu W. Related risk factors associated with
295 post-stroke fatigue: a systematic review and meta-analysis. *Neurol Sci*. 2021;42(4):1463-71.
- 296 11. Tinetti ME, Powell L. Fear of falling and low self-efficacy: a case of dependence in elderly
297 persons. *J Gerontol*. 1993;48 Spec No:35-8.
- 298 12. Goh H-T, Nadarajah M, Hamzah NB, Varadan P, Tan MP. Falls and Fear of Falling After
299 Stroke: A Case-Control Study. *Pm&R*. 2016;8(12):1173-80.
- 300 13. Guan Q, Jin L, Li Y, Han H, Zheng Y, Nie Z. Multifactor analysis for risk factors involved in
301 the fear of falling in patients with chronic stroke from mainland China. *Topics in Stroke*
302 *Rehabilitation*. 2015;22(5):368-73.
- 303 14. Schmid AA, Rittman M. Fear of falling: an emerging issue after stroke. *Top Stroke Rehabil*.
304 2007;14(5):46-55.
- 305 15. Schinkel-Ivy A, Inness EL, Mansfield A. Relationships between fear of falling, balance
306 confidence, and control of balance, gait, and reactive stepping in individuals with sub-acute
307 stroke. *Gait & Posture*. 2016;43:154-9.
- 308 16. Schmid AA, Arnold SE, Jones VA, Ritter MJ, Sapp SA, Van Puybroeck M. Fear of falling
309 in people with chronic stroke. *Am J Occup Ther*. 2015;69(3):6903350020.
- 310 17. Schoene D, Heller C, Aung YN, Sieber CC, Kemmler W, Freiberger E. A systematic review

- 311 on the influence of fear of falling on quality of life in older people: is there a role for falls? Clin
312 Interv Aging. 2019;14:701-19.
- 313 18. Yardley L, Smith H. A prospective study of the relationship between feared consequences of
314 falling and avoidance of activity in community-living older people. Gerontologist.
315 2002;42(1):17-23.
- 316 19. Zhang Qin LY, Han Xiaojing, Zhuang Xujuan, Yang Yanfang, Wang Xia. Influencing
317 factors of fear of falling in patients with first cerebral infarction in recovery period. Chinese
318 Journal of Modern Nursing. 2020;26(28):3929-33.
- 319 20. Belgen B, Beninato M, Sullivan PE, Narielwalla K. The association of balance capacity and
320 falls self-efficacy with history of falling in community-dwelling people with chronic stroke. Arch
321 Phys Med Rehabil. 2006;87(4):554-61.
- 322 21. Goh HT, Nadarajah M, Hamzah NB, Varadan P, Tan MP. Falls and Fear of Falling After
323 Stroke: A Case-Control Study. Pm r. 2016;8(12):1173-80.
- 324 22. Hussain N, Hansson PO, Persson CU. Prediction of fear of falling at 6 months after stroke
325 based on 279 individuals from the Fall Study of Gothenburg. Sci Rep. 2021;11(1):13503.
- 326 23. Yadav T, Bhalerao G, Shyam AK. Factors affecting fear of falls in patients with chronic
327 stroke. Top Stroke Rehabil. 2020;27(1):33-7.
- 328 24. Park S, Cho O-H. Fear of falling and related factors during everyday activities in patients
329 with chronic stroke. Applied Nursing Research. 2021;62.
- 330 25. Laren A, Odqvist A, Hansson P-O, Persson CU. Fear of falling in acute stroke: The Fall
331 Study of Gothenburg (FallsGOT). Topics in Stroke Rehabilitation. 2018;25(4):256-60.
- 332 26. Arik F, Soysal P, Capar E, Kalan U, Smith L, Trott M, et al. The association between fear of

- 333 falling and orthostatic hypotension in older adults. *Aging Clin Exp Res*. 2021;33(12):3199-204.
- 334 27. Sitdhiraksa N, Piyamongkol P, Chaiyawat P, Chantanachai T, Ratta-Apha W, Sirikunchoat J,
335 et al. Prevalence and Factors Associated with Fear of Falling in Community-Dwelling Thai
336 Elderly. *Gerontology*. 2021;67(3):276-80.
- 337 28. Frankenthal D, Saban M, Karolinsky D, Lutski M, Sternberg S, Rasooly I, et al. Falls and
338 fear of falling among Israeli community-dwelling older people: a cross-sectional national survey.
339 *Isr J Health Policy Res*. 2021;10(1):29.
- 340 29. Simsek H, Erkoyun E, Akoz A, Ergor A, Ucku R. Falls, fear of falling and related factors in
341 community-dwelling individuals aged 80 and over in Turkey. *Australas J Ageing*.
342 2020;39(1):e16-e23.
- 343 30. Vahlberg B, Bring A, Hellström K, Zetterberg L. Level of physical activity in men and
344 women with chronic stroke. *Physiotherapy Theory and Practice*. 2019;35(10):947-55.
- 345 31. Persson CU, Kjellberg S, Lernfelt B, Westerlind E, Cruce M, Hansson PO. Risk of falling in
346 a stroke unit after acute stroke: The Fall Study of Gothenburg (FallsGOT). *Clin Rehabil*.
347 2018;32(3):398-409.
- 348 32. Yuan Lanlan. Survey analysis and nursing strategies for fear of falling in stroke atients.
349 *Journal of Shanxi Health Vocational College*. 2022;32(1).
- 350 33. Bilek F. Upper limb dysfunction increases fear of falling in people with stroke. *Bangladesh*
351 *Journal of Medical Science*. 2021;20(3):539-42.
- 352 34. Oguz S, Demirbuken I, Kavlak B, Acar G, Yurdalan SU, Polat MG. The relationship between
353 objective balance, perceived sense of balance, and fear of falling in stroke patients. *Topics in*
354 *Stroke Rehabilitation*. 2017;24(7):527-32.

- 355 35. Azad A, Hassani Mehraban A, Mehrpour M, Mohammadi B. Clinical assessment of fear of
356 falling after stroke: validity, reliability and responsiveness of the Persian version of the Fall
357 Efficacy Scale-International. *Med J Islam Repub Iran*. 2014;28:131.
- 358 36. Vo MTH, Thonglor R, Moncatar TJR, Han TDT, Tejativaddhana P, Nakamura K. Fear of
359 falling and associated factors among older adults in Southeast Asia: a systematic review. *Public
360 Health*. 2022.
- 361 37. Li Y, Hou L, Zhao H, Xie R, Yi Y, Ding X. Risk factors for falls among
362 community-dwelling older adults: A systematic review and meta-analysis. *Front Med (Lausanne)*.
363 2022;9:1019094.
- 364 38. Lavedán A, Viladrosa M, Jürschik P, Botigué T, Nuín C, Masot O, et al. Fear of falling in
365 community-dwelling older adults: A cause of falls, a consequence, or both? *PLoS One*.
366 2018;13(3):e0194967.
- 367 39. Hill KD. Fear of falling: a hidden burden with or without a history of falls. *Evidence-based
368 nursing*. 2019;22(1):21.
- 369 40. Janssen H, Hanna E, Crowfoot G, Mason G, Vyslysel G, Sweetapple A, et al. Participation,
370 fear of falling and upper limb impairment is associated with high sitting time in people with
371 stroke. *International Journal of Stroke*. 2018;13(1):43.
- 372 41. Schmid AA, Van Puymbroeck M, Knies K, Spangler-Morris C, Watts K, Damush T, et al.
373 Fear of falling among people who have sustained a stroke: a 6-month longitudinal pilot study. *Am
374 J Occup Ther*. 2011;65(2):125-32.
- 375 42. Bahat Öztürk G, Kılıç C, Bozkurt ME, Karan MA. Prevalence and Associates of Fear of
376 Falling among Community-Dwelling Older Adults. *J Nutr Health Aging*. 2021;25(4):433-9.

- 377 43. Badrasawi M, Hamdan M, Vanoh D, Zidan S, Alsaied T, Muhtaseb TB. Predictors of fear of
378 falling among community-dwelling older adults: Cross-sectional study from Palestine. PLoS One.
379 2022;17(11):e0276967.
- 380 44. Luo Y, Miyawaki CE, Valimaki MA, Tang S, Sun H, Liu M. Symptoms of anxiety and
381 depression predicting fall-related outcomes among older Americans: a longitudinal study. BMC
382 Geriatr. 2022;22(1):749.
- 383 45. Rivasi G, Kenny RA, Ungar A, Romero-Ortuno R. Predictors of Incident Fear of Falling in
384 Community-Dwelling Older Adults. J Am Med Dir Assoc. 2020;21(5):615-20.
- 385 46. Makino K, Makizako H, Doi T, Tsutsumimoto K, Hotta R, Nakakubo S, et al. Impact of fear
386 of falling and fall history on disability incidence among older adults: Prospective cohort study. Int
387 J Geriatr Psychiatry. 2018;33(4):658-62.
- 388

medRxiv preprint doi: <https://doi.org/10.1101/2023.11.01.23297920>; this version posted November 2, 2023. The copyright holder for this preprint (which was not certified by peer review) is the author/funder, who has granted medRxiv a license to display the preprint in perpetuity. It is made available under a [CC-BY 4.0 International license](https://creativecommons.org/licenses/by/4.0/).

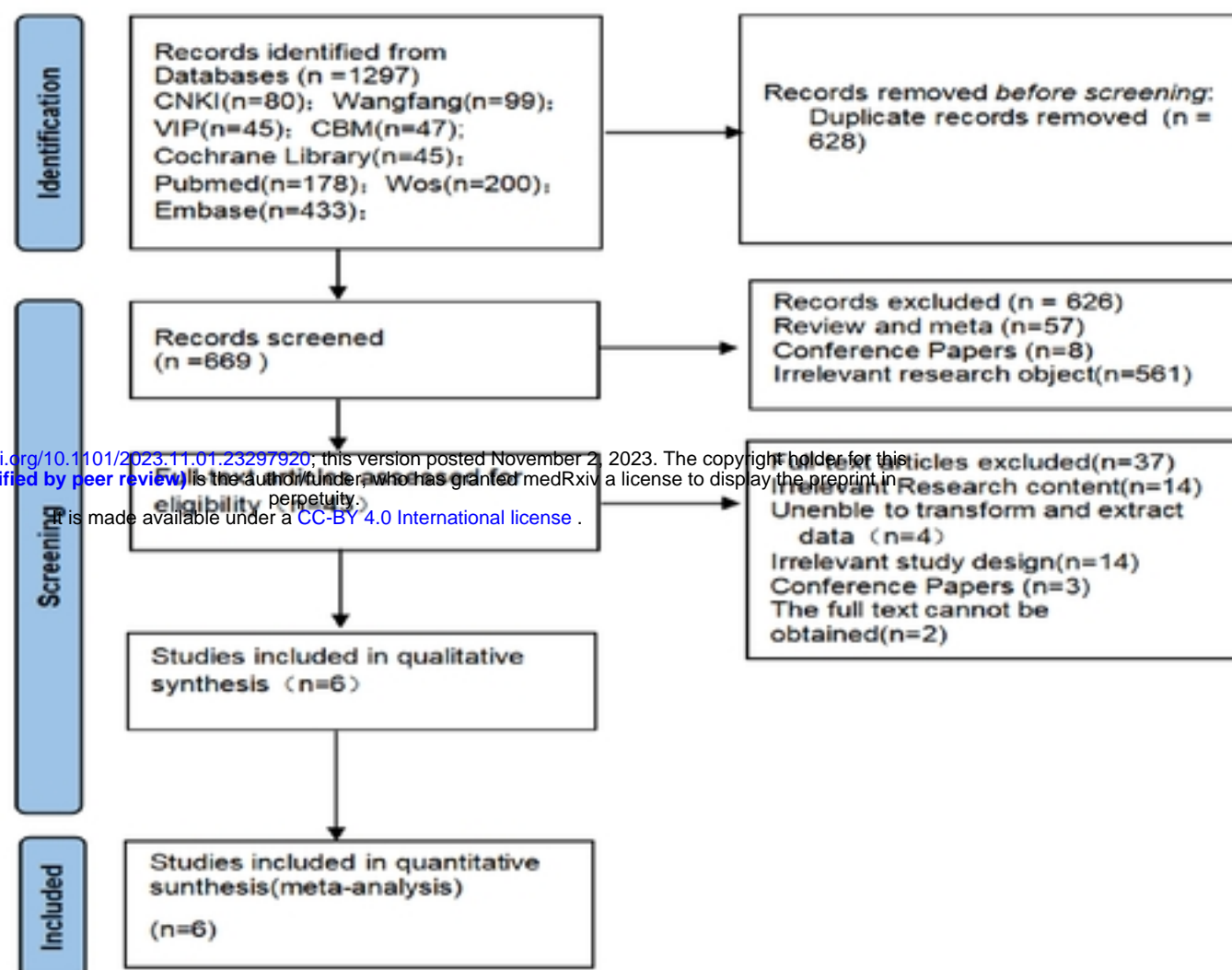


Fig 1 Flow chart of literature screening

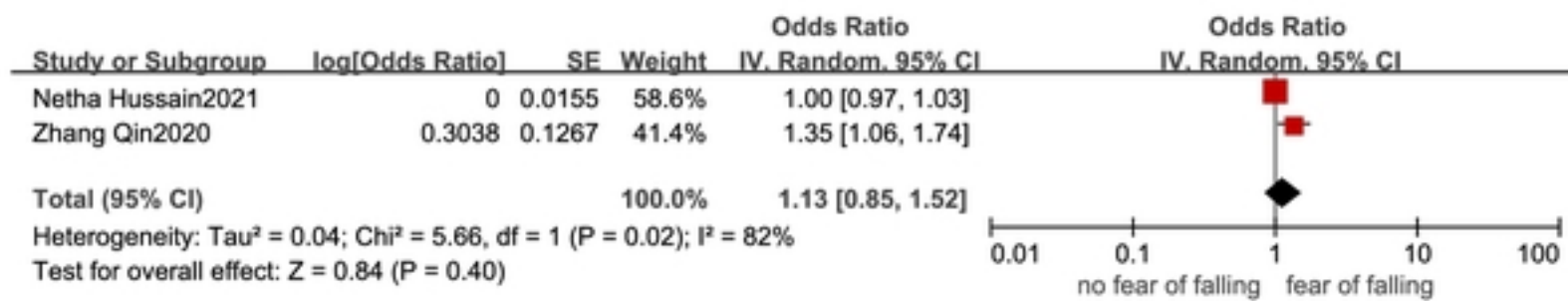


Fig 2 Forest plot of the relationship between age and fear of falling

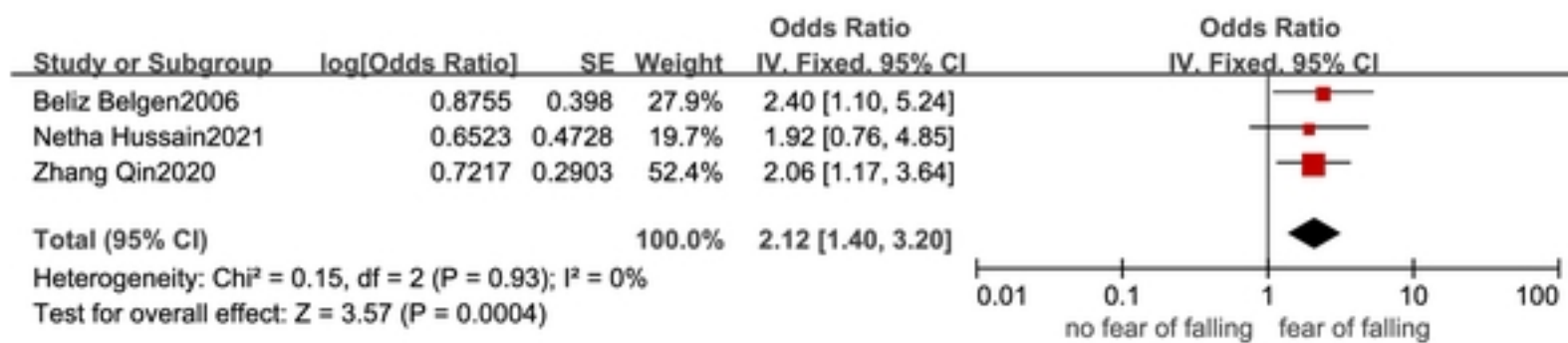


Fig 3 Forest plot of the relationship between history of falls and FOF

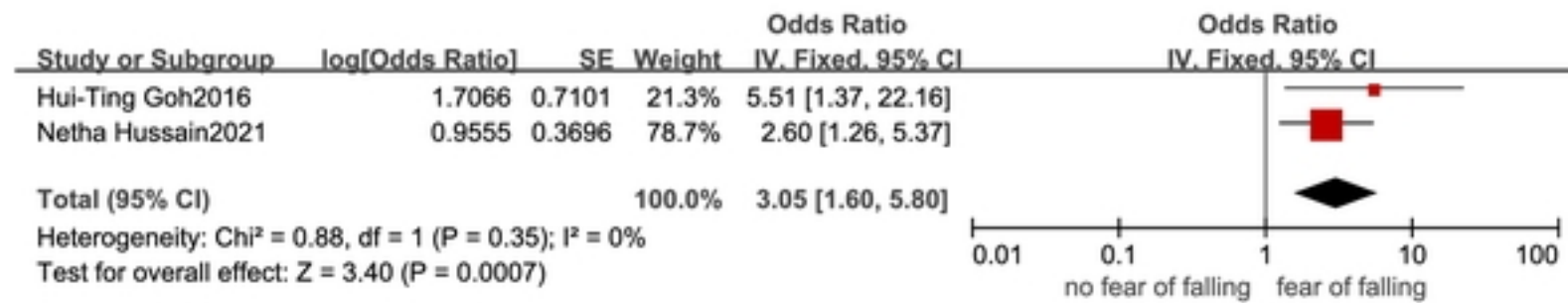


Fig 4 Forest plot of the relationship between balance ability and FOF

medRxiv preprint doi: <https://doi.org/10.1101/2023.11.01.23297920>; this version posted November 2, 2023. The copyright holder for this preprint (which was not certified by peer review) is the author/funder, who has granted medRxiv a license to display the preprint in perpetuity.
 It is made available under a [CC-BY 4.0 International license](https://creativecommons.org/licenses/by/4.0/).

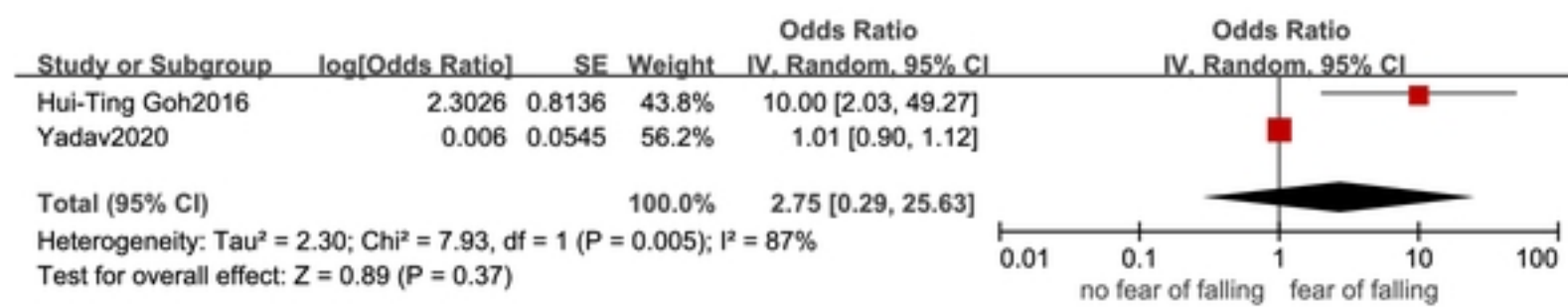


Fig 5 forest plot of the relationship between mobility and FOF