

1     **Two-years mothering into the pandemic: Impact of the three COVID-19 waves in the**  
2                                   **Argentinian postpartum women’s mental health**

3  
4     **Authors and affiliations**

5     Agustín Ramiro Miranda<sup>a\*</sup>, Ana Veronica Scotta<sup>b,c</sup>, Mariela Valentina Cortez<sup>b,c</sup>, Elio Andrés  
6     Soria<sup>b,c</sup>

7         a) Montpellier Interdisciplinary Center on Sustainable Agri-food Systems (MoISA),  
8             University of Montpellier, CIRAD, CIHEAM-IAMM, INRAE, Institut Agro, IRD.  
9             Montpellier, France.

10        b) Universidad Nacional de Córdoba, Facultad de Ciencias Médicas. Córdoba,  
11            Argentina.

12        c) Consejo Nacional de Investigaciones Científicas y Técnicas, INICSA. Córdoba,  
13            Argentina.

14  
15     **\*Corresponding author**

16     E-mail: [agustin.miranda@ird.fr](mailto:agustin.miranda@ird.fr) (ARM)

17

18

19

20 **Abstract**

21 The COVID-19 pandemic disproportionately affects certain vulnerable groups, including  
22 postpartum women. Thus, this work aimed to analyze the mental health evolution in  
23 Argentinian postpartum women during the first three waves of COVID-19 and its determinants.  
24 In this repeated cross-sectional study, data were collected during the three waves of COVID-  
25 19: May-July/2020 (n=319), April-August/2021 (n=340), and December/2021- March/2022  
26 (n=341). Postpartum depression (PDSS-SF), insomnia (ISI), and perceived stress symptoms  
27 (PSS-C) were used. Statistical analyses included multivariate logistic regression, analysis of  
28 variance, and structural equation modeling to test for temporal trends in mental health  
29 indicators during the pandemic and to identify their determinants. The prevalence rates of  
30 postpartum depression and insomnia rose from 37% to 60% and 46% to 62%, respectively. In  
31 contrast, pandemic-related stress decreased. Certain factors increased maternal risk of mental  
32 symptoms: unemployment status, no medical support, reduced family size, remote working,  
33 advanced maternal age, late postpartum, multiparity, and living in the least developed region  
34 of Argentina. Structural equation modeling confirmed a process of pandemic-stress adaptation,  
35 although there is a persistent increment of postpartum depression and consequent increased  
36 insomnia. Postpartum women's mental health was worsened during the COVID-19 pandemic.  
37 Although women have become more able to cope and perceive less pandemic-related stress,  
38 its social and economic impact still persists and puts them at higher psychological risk. Thus,  
39 health systems must ensure the women's well-being to deal with current and future  
40 consequences of this epidemiological scenario.

41 **Keywords:** Postpartum Depression; Sleep; Psychological distress; COVID-19; Pandemics;  
42 Social Determinants of Health.

43

44

## 45 **Introduction**

46           Since its inception, the COVID-19 pandemic has impacted people's daily lives  
47 worldwide [1]. Government measures to mitigate viral transmission, the fear of becoming  
48 infected, the loss of loved ones, and the economic impact, among others, have been stressors  
49 for psychosocial risk [1]. This critical situation has increased mental disorders, such as  
50 depression, anxiety, and insomnia, especially in the most vulnerable populations [2]. In this  
51 regard, women during peripartum are particularly susceptible to the negative effects of  
52 pandemic stressors. As such, the prevalence of postpartum depression has increased during the  
53 pandemic, driven by several contributing factors, including overmedicalization of obstetric  
54 health care, fear about getting infected, gender disparity in the allocation of caregiving  
55 responsibilities, economic adversities, and social isolation [3,4].

56           Postpartum depression is one of the most prevalent mental disorders in women after  
57 childbirth and usually occurs up to the first year after that, affecting the mother-child-family  
58 relationship [5]. Women suffering from postpartum depression may exhibit a persistent low  
59 mood, a disinterest or inability to derive pleasure from usual activities, disruptions in sleep and  
60 eating patterns, a significant reduction in energy, feelings of worthlessness or guilt, difficulty  
61 concentrating, increased irritability and anger, heightened anxiety, and, in severe cases, even  
62 thoughts of self-harm or suicide [5]. The global prevalence of postpartum depression before  
63 the COVID-19 pandemic was estimated at around 17% [6]. Studies conducted during the  
64 pandemic estimated an increase, with meta-analyses reporting prevalence rates between 28 and  
65 34% [3,7]. In Argentina, a study conducted during the first wave of COVID-19 in 2020 reported  
66 that 37% of postpartum women were depressed [4]. Moreover, it was associated with the  
67 duration of social isolation and linked to insomnia and cognitive dysfunction. Studying this  
68 condition is of utmost importance, as it has many negative effects on both child and maternal  
69 physical and mental health [5].

70 On the other hand, the pandemic has modified people's sleep. In this sense, the  
71 estimated global prevalence of insomnia within the first year of the pandemic was  
72 approximately 44% of the general population [8], while it affected between 34% and 49% of  
73 peripartum women in the same period [9,10]. In Argentina, Miranda et al. documented a 46%  
74 prevalence in postpartum women during the first wave [4].

75 Sleep problems and postpartum depression have been triggered by pandemic-related  
76 stressors. Some meta-analyses using studies conducted during the first year of the pandemic,  
77 estimated a global prevalence of psychological stress between 45 and 50% [8,11]. Concerning  
78 peripartum women, the meta-analysis published by Demissie and Bitew reported a 56%  
79 prevalence of stress [9]. Furthermore, perceived pandemic stress was associated with a history  
80 of mood disorders, pregnancy loss, health problems in their children, economic impact, and  
81 fear of contracting COVID-19, among others, in postpartum women from Argentina [12].

82 Consequently, this work aimed to analyze the mental health evolution in Argentinian  
83 postpartum women during the first three waves of COVID-19 and its risk and protective  
84 factors.

85

## 86 **Materials and methods**

### 87 **Subjects and design**

88 For this repeated cross-sectional study, self-report online questionnaires were  
89 administered to 1,000 postpartum women from Argentina, who participated during the first  
90 three outbreaks of COVID-19: first wave (n=319, from May 11<sup>th</sup> to July 24<sup>th</sup>, 2020), the second  
91 wave (n=340, from April 20<sup>th</sup> to August 17<sup>th</sup>, 2021), and third wave (n=341, from December  
92 20<sup>th</sup>, 2021 to March 10<sup>th</sup>, 2022). Fig 1 shows the social, economic, political and health  
93 characteristics during the first three waves of COVID-19 in Argentina. Women were recruited  
94 from public hospitals, private clinics, and online community recruitment. Inclusion criteria

95 were: adult ( $\geq 18$  years old), living in Argentina, and postpartum (first twelve months). A  
96 written consent in the first section of online survey was given to all participants before filling  
97 the questionnaire. This research was approved by the corresponding Research Ethics  
98 Committee (registration codes REPIS-3177; REPIS-011), following the Declaration of  
99 Helsinki and current legislation. Recruitment campaigns were conducted during the periods of  
100 higher infections, in which postpartum women were invited to voluntarily participate in an  
101 online survey regarding the impact of the pandemic on their health. The campaigns using social  
102 media were achieved by the following three methods: (1) joining and sharing in existing  
103 community Facebook groups about maternity and pregnancy, (2) through a campaign directed  
104 to postpartum women on Instagram, (3) by sending the online link of the survey through  
105 WhatsApp. In addition, women attending health centers for newborn screening were invited to  
106 participate by offering them the name of the Facebook or Instagram account, or by providing  
107 them with the link to the survey via WhatsApp. These methods enabled snowball sampling  
108 where users could like, share, and circulate the social media post among others. There was no  
109 paid advertising nor compensation for participation in the research.

110

111 **Fig 1. Social, economic, political and health characteristics during the first three waves of**  
112 **COVID-19 in Argentina.** \*Estimates of the epidemiological week with the most cases during  
113 the wave are presented, according to the report of the Ministry of Health of Argentina. Socio-  
114 economic statistics were taken from the national Institute of Statistics and Census of Argentina.

115

## 116 **Instruments**

### 117 **Postpartum depression**

118 The Spanish version of the Postpartum Depression Screening Scale-Short Form  
119 (PDSS-SF) is a widely used 7-item scale to assess symptoms suggestive of depressive disorders

120 during the last two weeks: sleep/eating disturbances, anxiety/insecurity, emotional lability,  
121 mental confusion, loss of self, guilt/shame, and suicidal thoughts [13]. Participants rated each  
122 item using a 5-point Likert scale, ranging from 1 (“strongly disagree”) to 5 (“strongly agree”).  
123 The total PDSS-SF score varies from 7 to 35, with higher scores suggesting a greater level of  
124 postpartum depression. A cut-off score of 17 or greater suggests a clinically significant level  
125 of depression (89% sensitivity and 77% specificity) [4]. PDSS-SF showed an acceptable  
126 reliability (alpha=0.841).

127

### 128 **Insomnia**

129 The Spanish version of the Insomnia Severity Index (ISI) is a questionnaire comprising  
130 seven items designed to evaluate the nature, severity, and impact of insomnia during the  
131 previous month. This traditional tool encompasses the subsequent aspects: severity of sleep  
132 onset, sleep maintenance, early morning awakening problems, sleep dissatisfaction,  
133 interference of sleep difficulties with daytime functioning, noticeability of sleep problems by  
134 others, and distress caused by sleep difficulties [14]. Each item is rated on a 5-point Likert  
135 scale, ranging from 0 to 4, where a score of 0 indicates the absence of any sleep-related concern  
136 ("no problem") while a score of 4 corresponds to a very severe problem. The items are summed  
137 to result in total scores ranging from 0 to 28, with higher scores indicating more severe  
138 insomnia and a higher impact on life quality. A cut-off of  $\geq 10$  was used to identify clinically  
139 significant symptomatology, with a sensitivity of 86% and a specificity of 88% [4,14]. ISI  
140 exhibited adequate reliability (alpha=0.822).

141

### 142 **Perceived stress**

143 The Spanish version of the COVID-19 Pandemic-related Perceived Stress Scale (PSS-  
144 C) is a 10-item scale assessing the extent to which pandemic-related situations are appraised as

145 stressful during the past month [15]. The participants rated each item on a 5-point Likert scale,  
146 with 0 meaning they never experienced the described condition and 4 meaning they  
147 experienced it very often. The total score, ranging from 0 to 40, reflected the level of perceived  
148 stress, with higher scores indicating higher stress levels. PSS-C has adequate psychometric  
149 properties and a bidimensional structure. The Stress factor focuses on the perceived lack of  
150 control over the situation (items 1, 2, 3, 6, 9, and 10), while the Coping factor is centered on  
151 the cognitive and behavioral strategies required to deal with stress-inducing circumstances  
152 (items 4, 5, 7, and 8). As this second factor involved inverse items, higher scores reflect low  
153 perceived ability to cope with pandemic stressors. A cut-off of  $\geq 20$  was used to identify stressed  
154 women (sensitivity of 83% and specificity of 61%) [16]. Reliability in the current sample for  
155 the entire PSS-C and its subscales were  $\alpha = 0.823$ ,  $0.821$ , and  $0.664$ , respectively.

156

### 157 **Sociodemographic and health characteristics**

158 Maternal age was dichotomised as  $< 35$  years old and  $\geq 35$  years-old, as it is associated  
159 with obstetric complications that can lead to mental health disorders [4]. Participants gave  
160 information about the partnership status (single or in a couple) and the number of cohabitants  
161 (number of people with whom she is isolated without counting herself). Regarding educational  
162 level, it was classified into two groups:  $< 12$  years and  $\geq 12$  years of formal education, which is  
163 the compulsory minimum according to Argentine law (i.e., completed secondary education).  
164 They also reported whether they took online classes (yes or no). Concerning work, women  
165 were classified as employed or unemployed, and whether they performed remote work (yes or  
166 no). The number of days since the beginning of COVID-19 in Argentina to the time of  
167 answering the questionnaire was calculated for each participant.

168 Furthermore, it was registered if they had health insurance (yes or no), the mode of  
169 delivery (vaginal or Cesarean), parity (primiparous or multiparous), postpartum period ( $< 6$

170 months or  $\geq 6$  months), gestational age at delivery (term or preterm), and history of pregnancy  
171 loss (yes or no). Regarding breastfeeding, women's adherence to World Health Organization's  
172 recommendations was considered (yes or no) if they comply with exclusive breastfeeding from  
173 0 to 6 months or mixed lactation from 6 to 12 months. To categorize this variable, women were  
174 asked about the type of lactation at the time of answering the questionnaire (exclusive  
175 breastfeeding, mixed, or artificial -formula-). Also, women reported if they received medical  
176 support on breastfeeding (yes or no).

177       Regarding geographical location, women were grouped in three regions of Argentina  
178 [17]. The asymmetry in the level of development among Argentina's provinces makes it  
179 possible to distinguish three main regions (Fig 2): Core including Ciudad Autónoma de  
180 Buenos Aires, Buenos Aires, Córdoba, and Santa Fe (they contain almost two-thirds of the  
181 national population and three-quarters of the gross domestic product), North including Jujuy,  
182 Salta, Formosa, Chaco, Tucumán, Santiago del Estero, Catamarca, La Rioja, San Juan, San  
183 Luis, Mendoza, Misiones, Corrientes, and Entre Ríos (they have the lowest per capita incomes  
184 with the highest national rates of social deterioration), and South including La Pampa,  
185 Neuquén, Río Negro, Chubut, Santa Cruz, and Tierra del Fuego Antártida e Islas del Atlántico  
186 Sur (they exhibit low population density but a higher socioeconomic support per capita with a  
187 better living standard).

188

189 **Fig 2. Regions of Argentina according to socioeconomic characteristics.** GRDP: Gross  
190 regional domestic product. HDI: Human Development Index.

191

## 192 **Statistical analysis**

193       Statistical analyses were conducted using Stata software (version 18, StataCorp,  
194 College Station, TX, USA), and p values below 0.05 were considered significant. Descriptive



195 statistics (mean and standard deviation) were calculated for all numerical variables; the  
196 percentage of categorical variables was also described. The reliability was measured by the  
197 Cronbach's alpha coefficient for internal consistency.

198         Multivariate logistic regression was performed to compare the prevalence of mental  
199 health conditions among COVID-19 waves and related factors. For this purpose, questionnaire  
200 scores were categorized according to cut-off points differentiating between women with and  
201 without symptoms of depression, insomnia and postpartum stress. Results were expressed as  
202 odds ratios (OR), confidence interval (IC95%), and p values. Also, multivariate regressions  
203 were conducted to identify determinant factors of symptoms of postpartum depression and  
204 insomnia, reporting adjusted  $\beta$  coefficients and p values. In this regard, the scalar scores of the  
205 items of the postpartum depression and insomnia questionnaires were used, since each item  
206 represents a specific symptom. Similarly, the relationship between the duration of pandemic  
207 and mental health status was assessed using multivariate regressions to establish its evolution  
208 over time. In addition, analysis of variance was used to compare means of each instrument  
209 among waves, using the Bonferroni *post-hoc* test. Levene's test was used to analyze  
210 homogeneity of variance, whilst skewness (S) and kurtosis (K) were used to test variable  
211 distributions. Multicollinearity between the independent variables included in the models was  
212 checked by calculating the variance inflation factor (VIF) and the tetrachoric correlation  
213 coefficients. Problems of multicollinearity were considered if two variables had a correlation  
214  $\geq 0.80$ , or the mean VIF was  $\geq 6$ , or the highest individual VIF was  $\geq 10$ . VIF of all variables and  
215 tetrachoric correlations suggested no significant multicollinearity (Supporting information).

216         Finally, structural equation modeling (SEM) was used to examine the effects of  
217 COVID-19 pandemic on postpartum mental health. The maximum likelihood estimation was  
218 adopted to estimate the model fit, with the calculation of goodness-of-fit indices: Chi-square  
219 to degree of freedom ratio ( $\chi^2/df$ ), root mean square error of approximation (RMSEA),

220 comparative fit index (CFI), Tucker Lewis index (TLI), and standardized root mean square  
 221 residual (SRMR). The minimum sample size to detect effects in the final SEM model with 2  
 222 latent variables and 17 observed variables was 411, assuming an anticipated effect size of 0.15,  
 223 desired statistical power level of 0.80, and probability level of 0.05. Thus, the current sample  
 224 is deemed suitable for analyzing the proposed model.

## 225 Results

226 Most women were <35 years old (76%) and had completed  $\geq 12$  years of formal  
 227 education (95%). Regarding location, 67% of them lived in the Core region of Argentina, 17%  
 228 in the North, and 16% in the South. Regarding their working status, 75% were employed, and  
 229 24% were remote workers. Additionally, 34% of participants took online courses. Respecting  
 230 their health, 87% had health insurance, 38% were multiparous, 83% of births were in term, and  
 231 63% were delivered by Cesarean section. Also, 46% were  $\geq 6$  months postpartum, and 25%  
 232 reported a history of pregnancy loss. Regarding lactation, 69% adhered adequately to WHO's  
 233 breastfeeding recommendations, and 62% received medical support. Finally, 95% of the  
 234 sample were in a couple, 51% resided at least with 2 people, 40% with 2 to 5, and 9% with  
 235 more than five. Table 1 displays the evolution of the prevalence of symptoms of mental  
 236 disorders during the COVID-19 pandemic.

**Table 1.** Prevalence of symptoms of mental disorders during the COVID-19 pandemic in postpartum women in Argentina

	Prevalence of mental symptoms				Mean (SD) and testing of assumptions of scale scores				
	Total	First wave	Second wave	Third wave	Scale score	Levene test	p	S	K
PDSS-SF	47.30 (473)	36.68 (117)	44.41 (151)	60.12 (205)	16.84 (6.94)	1.5337	0.2160	0.56	-0.52
ISI	55.80 (558)	46.39 (148)	58.53 (199)	61.88 (211)	10.51 (5.68)	0.1803	0.8351	0.22	-0.41
PSS-C	29.81 (298)	-	37.65 (128)	21.99 (75)	15.85 (6.48)	0.9756	0.3236	0.09	-0.25

237 *Note.* PDSS-SF = Postpartum Depression Screening Scale-Short Form ( $\geq 17$  = symptoms  
 238 suggestive of postpartum depression); ISI = Insomnia Severity Index ( $\geq 10$  = symptoms

239 suggestive of insomnia); PSS-C = COVID-19 Pandemic-related Perceived Stress Scale ( $\geq 20 =$   
240 symptoms suggestive of psychological stress); SD = standard deviation, S = skewness; K =  
241 kurtosis. Levene's test to test homogeneity of variance across waves.

242

243 The women's symptoms of postpartum depression and its conditioning factors are  
244 displayed in Table 2. All symptoms increased significantly across the three waves of COVID-  
245 19. Employment was the main factor associated inversely with postpartum depression. On the  
246 other hand, remote working was associated with an increase in suicidal thoughts ( $\beta=0.07,$   
247  $p=0.032$ ). Sleep disturbances were positively associated with multiparity ( $\beta=0.09, p=0.012$ ),  
248  $\geq 6$  months of postpartum ( $\beta=0.08, p=0.008$ ), and history of pregnancy loss ( $\beta=0.07, p=0.022$ ),  
249 which was also associated with mental confusion ( $\beta=0.09, p=0.007$ ). Having 3-4 cohabitants  
250 was inversely related to sleep disturbances ( $\beta=-0.08, p=0.023$ ), anxiety/insecurity ( $\beta=-0.09,$   
251  $p=0.009$ ), and mental confusion ( $\beta=-0.07, p=0.035$ ). In addition, having a couple decreased  
252 anxiety/insecurity ( $\beta=-0.08, p=0.015$ ) and suicidal thoughts ( $\beta=-0.13, p<0.001$ ). Conversely,  
253 women who lived in the North region showed significantly more suicidal thoughts than those  
254 in the Core and South regions. Although adhering to the WHO's recommendations for  
255 breastfeeding was not associated with any depression symptoms, receiving medical support  
256 significantly decreased anxiety/insecurity, emotional lability, mental confusion, and feeling  
257 guilt/shame.

**Table 2.** Multivariate regression models for symptoms of postpartum depression across COVID-19 waves according to Argentinian women characteristics (n=1,000)

	Sleep disturbance	Anxiety/Insecurity	Emotional lability	Mental confusion	Loss of self	Guilt/Shame	Suicidal thoughts
Wave							
Second vs. first	-0.01 (p=0.859)	0.12 (p=0.003)	0.04 (p=0.334)	0.13 (p<0.001)	0.07 (p=0.091)	0.07 (p=0.090)	0.04 (p=0.255)
Third vs. first	0.14 (p<0.001)	0.18 (p<0.001)	0.15 (p<0.001)	0.22 (p<0.001)	0.22 (p<0.001)	0.14 (p<0.001)	0.16 (p<0.001)
Third vs. second	0.15 (p<0.001)	0.07 (p=0.076)	0.11 (p=0.006)	0.09 (p=0.017)	0.16 (p<0.001)	0.08 (p=0.057)	0.12 (p=0.003)
$\geq 35$ years-old	0.01 (p=0.732)	0.01 (p=0.997)	0.00 (p=0.929)	0.06 (p=0.073)	0.00 (p=0.986)	-0.01 (p=0.865)	-0.02 (p=0.626)
$\geq 6$ months of postpartum	0.08 (p=0.008)	0.05 (p=0.092)	-0.04 (p=0.249)	0.02 (p=0.443)	0.04 (p=0.220)	0.02 (p=0.597)	0.03 (p=0.368)

Multiparity	0.09 (p= 0.012)	-0.02 (p=0.512)	0.00 (p=0.908)	0.05 (p=0.161)	0.01 (p=0.894)	0.05 (p=0.149)	0.06 (p=0.087)
Adherence to WHO's breastfeeding recommendation	0.02 (p= 0.574)	0.01 (p=0.685)	-0.05 (p=0.136)	-0.02 (p=0.528)	-0.01 (p=0.748)	-0.05 (p=0.158)	-0.01 (p=0.666)
Cesarean delivery	0.02 (p= 0.569)	0.03 (p=0.391)	0.03 (p=0.332)	-0.02 (p=0.602)	-0.01 (p=0.844)	0.00 (p=0.920)	0.05 (p=0.118)
≥ 12 years of formal education	0.02 (p= 0.499)	-0.02 (p=0.499)	-0.05 (p=0.109)	0.05 (p=0.109)	0.02 (p=0.549)	-0.01 (p=0.718)	-0.02 (p=0.470)
Online learning	0.02 (p= 0.474)	0.04 (p=0.180)	0.01 (p=0.728)	0.05 (p=0.084)	-0.03 (p=0.342)	-0.01 (p=0.865)	-0.03 (p=0.304)
Employment	-0.07 (p= 0.044)	-0.12 (p<0.001)	-0.11 (p=0.002)	-0.13 (p<0.001)	-0.11 (p=0.001)	-0.07 (p=0.050)	-0.12 (p=0.001)
Remote working	0.06 (p= 0.064)	-0.13 (p<0.001)	0.02 (p=0.538)	0.03 (p=0.402)	0.05 (p=0.154)	0.00 (p=0.933)	0.07 (p=0.032)
In couple	0.03 (p= 0.293)	-0.08 (p=0.015)	-0.06 (p=0.077)	0.01 (p=0.664)	0.03 (p=0.370)	-0.02 (p=0.631)	-0.13 (p<0.001)
Medical insurance	-0.04 (p= 0.283)	-0.01 (p=0.744)	-0.02 (p=0.498)	0.02 (p=0.525)	-0.03 (p=0.402)	-0.08 (p=0.021)	-0.03 (p=0.342)
History of pregnancy loss	0.07 (p= 0.022)	0.04 (p=0.207)	0.03 (p=0.380)	0.09 (p=0.007)	0.03 (p=0.418)	0.02 (p=0.583)	0.02 (p=0.575)
Full-term pregnancy	-0.01 (p= 0.805)	0.02 (p=0.451)	-0.01 (p=0.782)	-0.01 (p=0.867)	0.01 (p=0.816)	-0.01 (p=0.848)	-0.04 (p=0.165)
3-4 cohabitants	-0.08 (p= 0.023)	-0.09 (p=0.009)	-0.03 (p=0.457)	-0.07 (p=0.035)	-0.05 (p=0.150)	-0.01 (p=0.877)	0.00 (p=0.911)
5 or more cohabitants	-0.01 (p= 0.803)	-0.07 (p=0.033)	-0.02 (p=0.504)	-0.01 (p=0.805)	-0.02 (p=0.582)	0.01 (p=0.765)	-0.01 (p=0.680)
Region							
North vs. Core	0.05 (p= 0.146)	0.03 (p=0.334)	0.06 (p=0.100)	0.02 (p=0.565)	0.01 (p=0.814)	0.04 (p=0.281)	0.11 (p=0.002)
South vs. Core	0.01 (p= 0.765)	-0.01 (p=0.758)	0.01 (p=0.832)	-0.02 (p=0.593)	-0.01 (p=0.651)	0.01 (p=0.675)	-0.02 (p=0.598)
North vs. South	0.04 (p= 0.360)	0.04 (p=0.318)	0.05 (p=0.257)	0.04 (p=0.387)	0.02 (p=0.594)	0.02 (p=0.597)	0.12 (p=0.004)
Medical support	-0.06 (p= 0.077)	-0.13 (p<0.001)	-0.07 (p=0.031)	-0.09 (p=0.003)	-0.04 (p=0.235)	-0.09 (p=0.007)	-0.05 (p=0.152)

258 *Note.* Data presented as beta coefficients and p-values.

259 On the other hand, Table 3 presents the symptoms of postpartum insomnia and its  
260 conditioning factors. All concerns increased significantly across the COVID-19 waves, except  
261 for noticeability. Studying for ≥12 years, being employed, being in a couple, living with 3-4  
262 cohabitants, and having medical support were significant protective factors against insomnia.  
263 On the contrary, symptoms were worsened by ≥6 postpartum months, being ≥35 years,  
264 multiparity, Cesarean delivery, working remotely, having a history of pregnancy loss, and  
265 living in the North region of Argentina.

**Table 3.** Symptoms of postpartum insomnia across COVID-19 waves according to Argentinian women characteristics (n=1,000)

	Onset	Maintenan ce	Awakenin g	Dissatisfac tion	Interferenc e	Noticeabili ty	Distress
<b>Wave</b>							
Second vs. first	0.06 (p=0.141)	0.06 (p=0.115)	0.09 (p=0.031)	0.01 (p=0.798)	0.06 (p=0.159)	0.04 (p=0.277)	0.05 (p=0.183)
Third vs. first	0.13 (p=0.001)	0.11 (p=0.005)	0.10 (p=0.012)	0.11 (p=0.004)	0.14 (p<0.001)	0.02 (p=0.588)	0.14 (p<0.001)
Third vs. second	0.07 (p=0.058)	0.05 (p=0.242)	0.01 (p=0.772)	0.10 (p=0.011)	0.08 (p=0.039)	-0.02 (p=0.576)	0.09 (p=0.025)
≥35 y.o.	-0.01 (p=0.858)	0.04 (p=0.222)	0.02 (p=0.480)	0.07 (p=0.036)	0.02 (p=0.633)	0.01 (p=0.848)	0.06 (p=0.097)
≥6 months of pp	0.14 (p<0.001)	0.11 (p=0.001)	0.05 (p=0.162)	0.12 (p<0.001)	0.06 (p=0.051)	-0.01 (p=0.834)	0.09 (p=0.004)
Multiparity	0.04 (p=0.254)	0.05 (p=0.182)	0.06 (p=0.092)	0.11 (p=0.002)	0.14 (p<0.001)	0.06 (p=0.108)	0.06 (p=0.065)
<b>Adherence to WHO's breastfeeding recommendation</b>							
Cesarean delivery	0.07 (p=0.021)	0.04 (p=0.202)	0.03 (p=0.381)	0.02 (p=0.454)	0.05 (p=0.151)	0.03 (p=0.415)	0.02 (p=0.550)
≥ 12 years of formal education	-0.09 (p=0.006)	-0.06 (p=0.072)	-0.07 (p=0.031)	0.02 (p=0.538)	-0.01 (p=0.843)	0.00 (p=0.984)	-0.03 (p=0.457)
Online learning	0.04 (p=0.262)	0.04 (p=0.187)	0.06 (p=0.071)	-0.02 (p=0.500)	0.00 (p=0.988)	-0.03 (p=0.290)	0.02 (p=0.552)
Employment	-0.11 (p=0.002)	-0.04 (p=0.217)	-0.04 (p=0.243)	-0.01 (p=0.849)	-0.02 (p=0.612)	0.01 (p=0.826)	-0.04 (p=0.268)
Remote working	0.06 (p=0.070)	0.03 (p=0.429)	0.00 (p=0.995)	0.02 (p=0.557)	0.07 (p=0.027)	-0.01 (p=0.757)	0.08 (p=0.018)
In couple	-0.10 (p=0.001)	-0.01 (p=0.697)	0.01 (p=0.677)	0.04 (p=0.203)	0.04 (p=0.200)	-0.06 (p=0.090)	0.01 (p=0.805)
Medical insurance	0.02 (p=0.492)	0.05 (p=0.163)	-0.01 (p=0.829)	0.03 (p=0.377)	0.02 (p=0.585)	0.07 (p=0.051)	0.06 (p=0.104)
<b>History of pregnancy loss</b>							
Full-term pregnancy	0.06 (p=0.077)	0.07 (p=0.043)	0.03 (p=0.365)	0.08 (p=0.008)	0.02 (p=0.489)	-0.07 (p=0.043)	0.03 (p=0.368)
3-4 cohabitants	-0.06 (p=0.054)	-0.03 (p=0.335)	-0.06 (p=0.052)	-0.03 (p=0.296)	0.01 (p=0.838)	-0.03 (p=0.289)	-0.02 (p=0.516)
5 or more cohabitants	-0.05 (p=0.141)	-0.08 (p=0.026)	-0.01 (p=0.757)	-0.11 (p=0.002)	-0.09 (p=0.013)	0.01 (p=0.841)	-0.07 (p=0.043)
<b>Region</b>							
North vs. Core	0.01 (p=0.701)	0.02 (p=0.611)	0.02 (p=0.601)	0.08 (p=0.013)	0.06 (p=0.061)	0.04 (p=0.235)	0.05 (p=0.184)
South vs. Core	0.00 (p=0.899)	0.03 (p=0.319)	-0.02 (p=0.534)	-0.01 (p=0.729)	0.02 (p=0.610)	-0.06 (p=0.062)	-0.04 (p=0.239)
North vs. South	0.01 (p=0.837)	-0.02 (p=0.715)	0.04 (p=0.373)	0.10 (p=0.026)	0.05 (p=0.279)	0.10 (p=0.018)	0.08 (p=0.051)

Medical support	-0.03 (p=0.362)	-0.03 (p=0.323)	-0.02 (p=0.598)	-0.09 (p=0.004)	-0.04 (p=0.226)	0.05 (p=0.148)	-0.02 (p=0.651)
-----------------	--------------------	--------------------	--------------------	--------------------	--------------------	-------------------	--------------------

266 *Note.* Data presented as beta coefficients and p-values.

267 Prevalences of postpartum depression, insomnia, and stress in the total sample were  
268 47.30%, 55.80%, and 29.81%, respectively. When each COVID-19 wave was analyzed, the  
269 prevalence of postpartum depression was 36.68% in the first wave, 44.41% in the second wave,  
270 and 60.12% in the third wave. Fig 3 shows the results of multivariate logistic regression. The  
271 risk of having symptoms of postpartum depression was consecutively increased across waves.  
272 Those women who were employed had a 38% lower risk of postpartum depression (OR=0.62,  
273 SE=0.11, p=0.006), although working remotely from home tended to increase the risk  
274 (OR=1.37, SE=0.22, p=0.054). In addition, women who lived with 3 or 4 people had a lower  
275 risk than those who lived with fewer people (OR=0.72, SE=0.11, p=0.027). Medical support  
276 during lactation reduced the risk of postpartum depression (OR=0.65, SE=0.09, p=0.002).

277 Concerning insomnia, the prevalence was 46.39% in the first wave, 58.53% in the  
278 second wave, and 61.88% in the third wave. As shown in Fig 3, women during the second and  
279 third waves were at greater risk of insomnia than women during the first one (OR=1.50,  
280 SE=0.26, p=0.019; and OR=1.78, SE=0.30, p=0.001, respectively). The women older than 35  
281 years (OR=1.45, SE=0.24, p=0.024), after 6 months of postpartum (OR=1.39, SE=0.19,  
282 p=0.015), and multiparous (OR=1.60, SE=0.24, p=0.002) were more likely to have postpartum  
283 insomnia. Also, women who lived with 3 or 4 people had lower risks than those who lived with  
284 fewer people (OR=0.73, SE=0.11, p=0.037). Also, women living in the North region of  
285 Argentina had a higher risk of insomnia with respect to those living in the South.

286 Pandemic stress decreased from 37.65% in the second wave to 21.99% in the third  
287 wave. Furthermore, logistic regression revealed that women in the third wave were at lower  
288 risk than those in the second one (OR=0.58, SE=0.11, p=0.005) (Fig 3). Multiparity was

289 associated with an increased risk of stress (OR=1.57, SE=0.29, p=0.025). Similarly, women  
290 who were working from home were at higher stress risk OR=1.53, SE=0.33, p=0.047).  
291 Employment was a protective factor against pandemic stress (OR=0.59, SE=0.13, p=0.021).

292

293 **Fig 3. Logistic regression plot of adjusted odds ratios (OR) and 95% confidence intervals**  
294 **(CI) for postpartum depression, insomnia and stress across the three first waves of**  
295 **COVID-19 pandemic in Argentina (n=1,000).**

296 Fig 4A shows added-variable plots of the multivariate regressions when pandemic  
297 duration is included as a continuous variable. It was found that the total scores of PDSS and  
298 ISI increased significantly as the pandemic progressed ( $\beta=0.21$ ,  $p<0.001$ ; and  $\beta=0.13$ ,  $p<0.001$ ,  
299 respectively). On the contrary, the days of pandemic were inversely associated with PSS total  
300 score ( $\beta=-0.19$ ,  $p<0.001$ ), as well as its subscales: Coping ( $\beta=-0.11$ ,  $p=0.013$ ) and Stress ( $\beta=-$   
301  $0.18$ ,  $p<0.001$ ).

302 Fig 4B shows the ANOVA comparisons of total scores in the questionnaires according  
303 to the COVID-19 waves. First, Levene's test confirmed the homogeneity of variance among  
304 groups (Table 1). With respect to PDSS, the mean scores were 15.04 (SD=6.42, S=0.81, K=-  
305 0.22) in the first wave, 16.71 (SD=6.91, S=0.56, K=-0.64) in the second wave, and 18.66  
306 (SD=7.01, S=0.38, K=-0.50) in the third one, with significant differences among them.  
307 Regarding the ISI scores, the respective means were: 9.42 (SD=5.49, S=0.37, K=-0.44), 10.61  
308 (SD=5.63, S=0.10, K=-0.46), and 11.44 (SD=5.73, S=0.18, K=-0.30). ANOVA showed  
309 statistical differences when comparing the first wave versus the second and third ones. The  
310 mean PSS total score was 17.19 (SD=6.48, S=-0.05, K=-0.20) in the second wave and 14.47  
311 (SD=6.21, S=0.19, K=-0.14) in the third one, which were significantly different. Increased  
312 radar chart surfaces were obtained according to COVID-19 waves, indicating higher mean  
313 scores for all postpartum depression and insomnia symptoms over time (Fig 4C).



314  
315 **Fig 4. Association between postpartum mental health and the duration of the COVID-19**  
316 **pandemic in Argentina and comparisons between waves (n=1,000).** Note: results derived  
317 from multivariate regressions (a) and analyses of variance (b). Radar charts (c) displaying mean  
318 scores of symptoms included in the instruments. \*  $p<0.05$ ; \*\*  $p<0.01$ ; \*\*\*  $p<0.001$ .

319 Finally, Fig 5 presents the SEM results for changes in maternal mental health status  
320 during the COVID-19 pandemic. Model I revealed that the days of pandemics had positive  
321 direct effects on postpartum depression ( $\beta_s=0.23$ ,  $p<0.001$ ) but not on postpartum insomnia,  
322 which in turn was directly affected by postpartum depression ( $\beta_s=0.57$ ,  $p<0.001$ ). When  
323 including pandemic stress in the model (Model II), it showed that days of the pandemic had a  
324 negative effect on stress ( $\beta_s=-0.21$ ,  $p<0.001$ ). Nonetheless, pandemic stress had direct effects  
325 on postpartum depression ( $\beta_s=0.50$ ,  $p<0.001$ ) and, to a lesser extent, on postpartum insomnia  
326 ( $\beta_s=0.13$ ,  $p<0.01$ ). On the other hand, Model III divides pandemic stress into the coping and  
327 stress subscales. This final model confirms that the duration of the pandemic had positive direct  
328 effects on postpartum depression ( $\beta_s=0.28$ ,  $p<0.001$ ) and negative on distress ( $\beta_s=-0.21$ ,  
329  $p<0.001$ ) and coping ( $\beta_s=-0.10$ ,  $p<0.01$ ), whilst distress had positive effects on depression  
330 ( $\beta_s=0.48$ ,  $p<0.001$ ) and coping on insomnia ( $\beta_s=0.07$ ,  $p<0.05$ ). Also, postpartum depression  
331 had positive effects on insomnia ( $\beta_s=0.52$ ,  $p<0.001$ ). Results indicated that the model-data fit  
332 was excellent for the three models.

333 **Fig 5. Structural equation model of potential predictors of maternal mental health of**  
334 **postpartum women during the COVID-19 pandemic in Argentina.** Standardized paths  
335 coefficients are displayed. Ellipses are used to denote latent constructs, and rectangles are used  
336 to denote the observed variables. Red arrows indicate positive direct effects, blue arrows  
337 indicate negative direct effects, and gray arrows indicate non-significant relationships.  $\chi^2/df$   
338 =chi-square value relative to the degrees of freedom; CFI=comparative fit index; TLI=Tucker



339 Lewis index; SRMR=standardized root mean square residual; RMSEA=root mean square error  
340 of approximation; CIs=confidence interval.

341

## 342 **Discussion**

343 This study aimed to analyze the evolution of the prevalence of postpartum depression,  
344 insomnia, and perceived pandemic stress in Argentinian women during the first three waves of  
345 COVID-19, as well as to identify risk and protective factors of puerperal mental health. Our  
346 results showed that postpartum depression and insomnia increased over time. Employment  
347 status, medical support for breastfeeding, and living with family members were factors that  
348 reduced the risk of postpartum depression, whereas remote work increased it. The most  
349 prevalent symptoms of postpartum depression were sleep disorders, anxiety/insecurity, mental  
350 confusion, and emotional lability, which also increased as the pandemic progressed.

351 Regarding insomnia, the risk factors were maternal age, late postpartum, multiparity,  
352 and living in the North region of Argentina, whereas family size was a protective factor. The  
353 main insomnia problem was sleep maintenance, and the most prevalent complaints were  
354 daytime interference, dissatisfaction, and insomnia-related distress. On the other hand,  
355 pandemic stress decreased over time, with multiparous, remote workers and unemployed  
356 women having a higher risk of stress. Comprehensively, SEM models demonstrated that  
357 postpartum depression increased during the first two years of the COVID-19 pandemic, with a  
358 consequent rise in insomnia. Moreover, women adapted to pandemic stressors over time, which  
359 impaired puerperal mental health.

360 Postpartum depression is one of the most prevalent mental disorders after childbirth.  
361 Studies before the COVID-19 pandemic report prevalence rates of around 10% in high-income  
362 countries, 20% in middle-income countries, and 25% in low-income countries. In this study,  
363 we found that postpartum depression increased significantly across the three waves of COVID-

364 19 in Argentina, which rose from 37% in the first wave to 60% in the third wave. These results  
365 are consistent with previous research demonstrating higher prevalences of postpartum  
366 depression during pandemic phases with higher numbers of infections. For example, Citu et al.  
367 [18] found that those women who gave birth during the fourth pandemic wave had a higher  
368 rate of depression than those from the first wave, being characterized by a difference of more  
369 than 17%. Similarly, Babicki et al. [19] studied postpartum mental health during the first,  
370 second, and third waves, and found that anxiety and depressive symptoms increased as the  
371 pandemic progressed. An increase in maternal depression, anxiety, and stress in pregnant  
372 women was reported during the second wave compared to the first wave in Canada, although  
373 a decrease in all scores was observed during the third wave [20]. A Swedish study reported an  
374 impairment of depressive symptoms and discomfort during the first wave, followed by a  
375 normalization during the following months and a further increase when cases began to rise  
376 again (second wave) [21]. Moreover, Bajaj et al. [22] documented a significant rise in  
377 postpartum depressive symptoms within the first year following the onset of the COVID-19  
378 pandemic in the United States, suggesting a potential link between the pandemic and increased  
379 postpartum depression.

380 Over time, the pandemic has increasingly negatively affected the mental health of the  
381 general population. This impact worsened during periods of higher COVID-19 cases and  
382 stricter public health measures, indicating that prolonged and severe pandemic conditions place  
383 greater strain on people's mental well-being. In this sense, Fernández et al. [23] and del-Valle  
384 et al. [24] found that psychological distress, including depression, increased significantly over  
385 time, with the highest levels in 2020 (first wave) and 2021 (second wave) in Argentina.  
386 Fernández et al. [23] reported that the temporal variations in mental status were heterogeneous:  
387 symptoms of pandemic stress decreased in phases with higher caseloads and more restrictive  
388 measures, while there was an increase in mood symptoms, negative affect, difficulties in social

389 relationships, and impulse regulation. In addition, del-Valle et al. [24] showed a significant  
390 time-related effect. The sustained increase in depression during the pandemic in Argentina is  
391 consistent with findings from other countries. The prevalence of depressive symptoms ranged  
392 from 28% in 2020 to 33% in 2021 in the United States [25], from 20% in the first lockdown in  
393 2020 to 25% in the second lockdown in 2021 in Austria [26], and from 16% to 18% in Belgium  
394 [27].

395 Over the past two years, it has become clear that the pandemic has exacerbated many  
396 pre-existing gender inequalities at work and at home, which increase the risk for female  
397 psychological disorders [28]. In this regard, women are more vulnerable to job losses, job  
398 casualization, and increased demands for care at home [28]. In addition, during the reopening  
399 of economies, Latin American women lag behind men in recovering their jobs [29].  
400 Consistently with the literature, the current study showed that employed women had a lower  
401 risk of postpartum depression, and employment was negatively associated with all symptoms  
402 of depression. Alfayumi-Zeadna et al. [30] found that during the pandemic in Israel, the  
403 likelihood of perinatal depression symptoms experienced by unemployed women was 2.7 times  
404 higher than that for employed women. Another study conducted in China found that being  
405 unemployed increased the odds of having depression in pregnant and new mothers by 34%  
406 [31]. Moreover, in the present work, employed women were 41% less likely to be stressed by  
407 the COVID-19 pandemic. Similarly, Mollard et al. [32] and Thapa et al. [33] reported that PSS-  
408 10 scores were lower in postpartum women with employment. Nonetheless, women who were  
409 working from home were 1.53 times more likely to be stressed compared to those working on-  
410 site. This finding is consistent with previous research reporting that women in remote work are  
411 more vulnerable to stress than men during the COVID-19 pandemic [34]. In addition, remote  
412 working may be more challenging for mothers due to overlapping work and childcare  
413 responsibilities [35]. Further, our results showed that multiparous women were 57% more

414 likely to have pandemic stress. Therefore, work-from-home policies must address gender  
415 inequalities to ensure the well-being of working mothers.

416         The increase in suicidal thoughts found in this study is a relevant aspect to highlight.  
417 This finding is consistent with prior research showing an increased occurrence of suicidal  
418 ideation among postpartum women during the COVID-19 pandemic [36]. We found that this  
419 severe symptom of postpartum depression was related to several sociodemographic factors:  
420 unemployment, single-partnership status, residence in the North region of Argentina, and  
421 remote work. Suicidal ideation during peripartum has been associated with the economic  
422 impact of the COVID-19 pandemic [37], unemployment [38], singleness [39], and living in a  
423 low-income region [40]. Furthermore, Lin et al. [41] studied adults from the United States  
424 during the first pandemic phase to find a positive correlation between pandemic fears and  
425 suicidal ideation, which fully accounted for insomnia severity.

426         Analyses showed that medical support in breastfeeding practice was a protective factor  
427 against depression. Those women who received support from medical personnel were 35% less  
428 likely to have postpartum depression. This is consistent with the study by Ostacoli et al. [42],  
429 who found that perceived support from the healthcare staff was a protective factor against  
430 postpartum depression and posttraumatic stress symptoms. Breastfeeding support is essential  
431 for maternal mental health, as women who experience negative support have an increased risk  
432 for postpartum depression [43]. During the pandemic, breastfeeding support has declined.  
433 According to Brown and Shenker, 27% of women had difficulty obtaining adequate  
434 breastfeeding support during COVID-19 [44]. Similarly, more than 35% of women did not  
435 receive breastfeeding support during the first wave in Argentina [4]. Health systems are  
436 encouraged to strengthen breastfeeding support and resources during social and health crises  
437 to improve the mental well-being of postpartum women. Numerous innovative solutions have

438 emerged, such as telehealth lifestyle interventions, telelactation, and technology-based prenatal  
439 breastfeeding education [45].

440 Social support is a multidimensional construct that consists of the perceived availability  
441 of assistance or comfort from others, being a resource that helps to cope with biological,  
442 psychological, and social stressors [46]. Social support may arise from any interpersonal  
443 relationship in a social network (e.g., family, friends, neighbors, and caregivers) and is a key  
444 factor in mental well-being during the postpartum period [47]. According to Fiorillo et al. [48],  
445 protective factors against the development of psychiatric symptoms during the pandemic  
446 include higher levels of satisfaction with life and cohabiting people, and living with a greater  
447 number of family members. In the current study, we found that women who cohabited with 3  
448 or 4 people had a lower risk of postpartum depression and insomnia than those who cohabited  
449 with up to two people. A previous study demonstrated that the postpartum women's family  
450 social network (cohabitants) during social isolation in Argentina was a protective factor that  
451 reduced the risk of postpartum depression [4]. Similar findings were reported by Gustafsson et  
452 al. [49], who showed that women with severe and persistent postpartum depression reported  
453 weaker social support, including the number of family members. Perceived social support,  
454 including support from family, has been linked to a lower likelihood of experiencing moderate  
455 to high levels of anxiety, depression, and stress among pregnant women during the COVID-19  
456 pandemic [50]. Thus, this support might function as a protective factor for the mental well-  
457 being of peripartum women during this challenging period. In another study conducted by  
458 Tsuno et al. [51], it was observed that postpartum depression in Japanese women was linked to  
459 two primary factors: the social restrictions imposed during the COVID-19 pandemic and a  
460 reduction in social support from healthcare providers, family, and friends. However, household  
461 chaos during the pandemic, which was greater in those families with a single caregiver or large  
462 family size, promoted parental depression and anxiety [52]. It is well established that household

463 composition (i.e., family size, living with dependent children, having outdoor space) has played  
464 an important role in mental health in people during the lockdowns, affecting mood, sleep  
465 quality, and stress levels [53]. According to our results and the literature, multiparous women  
466 had a higher risk of insomnia and stress when compared with primiparous ones [54,55].  
467 Likewise, we found that in addition to multiparity, advanced maternal age, months of  
468 puerperium, and living in the North region of Argentina were insomnia promoters, coinciding  
469 with the postpartum sleep determinants documented by Khadka et al [56].

470 On the other hand, the prevalence of insomnia showed an upward trend similar to that  
471 of depression: 46.39%, 58.53%, and 61.88%. Other studies have shown an increase in insomnia  
472 and depression throughout the pandemic in different population groups, being more severe  
473 when lockdowns were implemented [57,58]. Stay-at-home measures were associated with  
474 altered sleep schedules, quality, patterns, and duration due to multifactorial causes, such as loss  
475 of social synchronizers, reduced physical activity, increased stress and anxiety, and intrafamily  
476 conflicts [59]. Moreover, women are more prone to have pandemic-related insomnia than men,  
477 which may be explained by gender gaps [60]. Concerning this, women spend more time on  
478 family duties, such as homeschooling, unpaid housework, nurturing, and caregiving [60]. Thus,  
479 peripartum women are even more vulnerable to sleep disturbances during this pandemic, with  
480 prevalences of insomnia ranging from 34% to 75% [4,9,61].

481 In contrast to depression and insomnia, our findings indicate that pandemic-related  
482 stress decreased from 38% to 22%. These results are consistent with other studies confirming  
483 an adaptation to pandemic stressors over time [62]. In addition, more flexible governmental  
484 restrictions, better knowledge about the infection, and availability of vaccines, among others,  
485 favor coping with pandemic stressors. In this regard, Mullins et al. found that levels of concern  
486 about COVID-19 decline over time, which would be related to the notion of "*back to normal*"  
487 and vaccination campaigns [63]. Similar results are reported by Rogowska et al., who found a

488 significant reduction in perceived stress [64]. Regarding peripartum women, Demissie and  
489 Bitew [9] reported a pooled prevalence of 56%, but higher rates have been documented during  
490 the earliest pandemic phases [32].

491 Structural equation modeling showed that the pandemic duration had a direct effect on  
492 postpartum depression but not insomnia. Rather, insomnia was directly influenced by  
493 postpartum depression, which agrees with the role of depression as a predictor of insomnia in  
494 the general population and peripartum women during COVID-19 [4,65]. Also, Casagrande et  
495 al. [66] reported a model demonstrating that social distancing and stay-at-home measures lead  
496 to psychological disorders that worsen sleep quality in the population. Therefore, the treatment  
497 of insomnia during this pandemic would benefit from incorporating treatments for depression.  
498 Likewise, there is also a need to prioritize insomnia treatment and sleep hygiene when treating  
499 depression, as they have a bidirectional relationship.

500 Moreover, when pandemic stress was included in our model, it showed a declining  
501 trend, but promoted both postpartum depression and insomnia. These results indicate that  
502 although postpartum women perceive lower levels of pandemic stress as the pandemic  
503 progresses, which is consistent with previous studies [62,63] stressed women are more  
504 susceptible to depression and insomnia. Pandemic-related stress has been strongly associated  
505 with peripartum depressive symptoms during the pandemic [30,67]. Moreover, Anderson et al.  
506 [68] analyzed the experiences of pregnant and postpartum women with a history of depressive  
507 symptoms, finding that pandemic-related worries and fears, as well as drastic changes in their  
508 work and household responsibilities and governmental restrictions, placed them at risk for  
509 worsening their mental well-being. Our results showed that pandemic-related distress is  
510 reduced and coping skills against pandemic stressors are improved over time. In addition, stress  
511 was found to have a direct effect on postpartum depression, while lack of coping skills  
512 promoted insomnia. It has been evidenced that phenotypes of pregnant and postpartum women



513 with high levels of active coping strategies (e.g., social support and self-care) are associated  
514 with higher resilience, whereas passive coping (e.g., increased screen time and social media  
515 use) was associated with elevated symptoms of depression, anxiety, global psychological  
516 distress, and sleep problems during the COVID-19 pandemic [69]. Coinciding with Raman et  
517 al. [70], the relationship between postpartum depression and insomnia persisted when COVID-  
518 19 related-stress was introduced into the model. These authors suggest that the observed  
519 reciprocal temporal relationships are not trivial, and that depression and insomnia are mutually  
520 dependent constructs that share a dependent relationship with the anxiety specifically related  
521 to concerns about the pandemic (COVID-19 anxiety).

522         The results of the present study show that postpartum women have increased their  
523 ability to cope with pandemic stressors during the course of the pandemic, leading to a lower  
524 level of perceived stress. However, this adaptive process to pandemic stressors has not  
525 necessarily involved a reduction in postpartum depression or insomnia. Our data suggest that  
526 the COVID-19-related socioeconomic impact is a key factor in mental well-being, and it is  
527 necessary to implement health strategies and policies that protect peripartum women as a  
528 socially vulnerable group. The pandemic has shown a dynamic behavior and its evolution must  
529 be analyzed according to the particularities of each country. In the case of Argentina (see Fig  
530 1), when analyzing the official indicators reported by the Ministry of Health [71], the second  
531 wave was the one that presented the peak with the highest number of deaths (case fatality rate  
532 of 2.1%), while the third wave was the peak of the highest positive cases (percentage of  
533 positivity 31%). However, although some indicators such as the percentage of ICU occupancy  
534 improved from the second to the third wave, most did not show such marked changes. This  
535 includes socio-economic indicators published by the government, where a negative impact on  
536 the economy can be observed due to a sustained increase in inflation [72]. However, during the  
537 last wave there was an improvement in the unemployment rate and in the number of people



538 living in poverty and indigence, although they continue to represent a significant social burden.  
539 Therefore, each model in the present study was adjusted by the wave and socioeconomic factors  
540 in order to have accurate and reliable results, considering that it is not a static process, hence  
541 the need to make these multiple adjustments. Consequently, there was a temporal adaptation  
542 of the constraints used in the corresponding models.

543         These findings should be interpreted within the limitations of our data. First, the  
544 repeated cross-sectional study design, rather than longitudinal, did not allow us to assess  
545 individual changes over time. However, this subtype of cross-sectional study, also known as  
546 serial or pseudo-longitudinal, is a useful method for analyzing population changes over time  
547 (also known as aggregate change over time) [73]. Second, we lack evidence of prior psychiatric  
548 diagnoses, domestic violence, and consumption of psychotropic drugs, that have been proposed  
549 as determinants of postpartum mental health. Third, mental health has been assessed by self-  
550 report instruments in this study, thus future work needs to include objective measures of  
551 depression (e.g., clinical diagnosis), insomnia (e.g., actigraphy), and stress (e.g., hormone  
552 dosage). Despite these limitations, our findings broaden knowledge about the impact of the  
553 current COVID-19 pandemic on the mental health of postpartum women, and are useful for  
554 designing strategies and making decisions in future pandemics or crisis scenarios.

555

## 556 **Conclusion**

557         In summary, our results demonstrate that the mental health of Argentinian puerperal  
558 women deteriorated during the COVID-19 pandemic. Our research findings suggest a notable  
559 increase in the prevalence of postpartum depression and insomnia during periods characterized  
560 by elevated infection rates. This correlation underscores the potential impact of emerging  
561 infectious disease outbreaks on the manifestation of these mental health conditions in  
562 postpartum individuals. Although women have become more able to cope and perceive less

563 pandemic-related stress, the social and economic impact of COVID-19 persists and exposes  
564 them to high psychological risk. Therefore, health systems must ensure the well-being of  
565 women to cope with the current and future consequences of this epidemiological scenario.

566

## 567 **References**

- 568 1. Zheng J, Morstead T, Sin N, Klaiber P, Umberson D, Kamble S, DeLongis A.  
569 Psychological distress in North America during COVID-19: The role of pandemic-  
570 related stressors. *Soc Sci Med.* 2021;270:113687. doi:  
571 10.1016/j.socscimed.2021.113687
- 572 2. Kassaeva P, Belova E, Shashina E, Shcherbakov D, Makarova V, Ershov B, et al.  
573 Anxiety, Depression, and Other Emotional Disorders during the COVID-19 Pandemic:  
574 A Narrative Review of the Risk Factors and Risk Groups. *Encyclopedia.*  
575 2022;2(2):912–27. doi: 10.3390/encyclopedia2020060
- 576 3. Chen Q, Li W, Xiong J, Zheng X. Prevalence and Risk Factors Associated with  
577 Postpartum Depression during the COVID-19 Pandemic: A Literature Review and  
578 Meta-Analysis. *Int J Environ Res Public Health.* 2022;19(4):2219. doi:  
579 10.3390/ijerph19042219
- 580 4. Miranda AR, Scotta AV, Cortez MV, Soria EA. Triggering of postpartum depression  
581 and insomnia with cognitive impairment in Argentinian women during the pandemic  
582 COVID-19 social isolation in relation to reproductive and health factors. *Midwifery.*  
583 2021;102:103072. doi: 10.1016/j.midw.2021.103072
- 584 5. Slomian J, Honvo G, Emonts P, Reginster JY, Bruyère O. Consequences of maternal  
585 postpartum depression: A systematic review of maternal and infant outcomes. *Womens*  
586 *Health (Lond).* 2019;15:1745506519844044. doi: 10.1177/1745506519844044

- 587 6. Shorey S, Chee CYI, Ng ED, Chan YH, Tam WWS, Chong YS. Prevalence and  
588 incidence of postpartum depression among healthy mothers: A systematic review and  
589 meta-analysis. *J Psychiatr Res.* 2018;104:235-248. doi:  
590 10.1016/j.jpsychires.2018.08.001
- 591 7. Safi-Keykaleh M, Aliakbari F, Safarpour H, Safari M, Tahernejad A, Sheikhbardsiri H,  
592 Sahebi A. Prevalence of postpartum depression in women amid the COVID-19  
593 pandemic: A systematic review and meta-analysis. *Int J Gynaecol Obstet.*  
594 2022;157(2):240-247. doi: 10.1002/ijgo.14129
- 595 8. Mahmud S, Hossain S, Muyeed A, Islam MM, Mohsin M. The global prevalence of  
596 depression, anxiety, stress, and, insomnia and its changes among health professionals  
597 during COVID-19 pandemic: A rapid systematic review and meta-analysis. *Heliyon.*  
598 2021;7(7):e07393. doi: 10.1016/j.heliyon.2021.e07393
- 599 9. Demissie DB, Bitew ZW. Mental health effect of COVID-19 pandemic among women  
600 who are pregnant and/or lactating: A systematic review and meta-analysis. *SAGE Open*  
601 *Med.* 2021;9:20503121211026195. doi: 10.1177/20503121211026195
- 602 10. Yan H, Ding Y, Guo W. Mental Health of Pregnant and Postpartum Women During the  
603 Coronavirus Disease 2019 Pandemic: A Systematic Review and Meta-Analysis. *Front*  
604 *Psychol.* 2020;11:617001. doi: 10.3389/fpsyg.2020.617001
- 605 11. Nochaiwong S, Ruengorn C, Thavorn K, Hutton B, Awiphan R, Phosuya C, Ruanta Y,  
606 Wongpakaran N, Wongpakaran T. Global prevalence of mental health issues among  
607 the general population during the coronavirus disease-2019 pandemic: a systematic  
608 review and meta-analysis. *Sci Rep.* 2021;11(1):10173. doi: 10.1038/s41598-021-  
609 89700-8

- 610 12. Miranda AR, Cortez MV, Scotta AV, Soria EA. COVID-19-related stress in postpartum  
611 women from Argentina during the second wave in 2021: Identification of impairing and  
612 protective factors. *Midwifery*. 2022;108:103290. doi: 10.1016/j.midw.2022.103290
- 613 13. Le HN, Perry DF, Ortiz G. The Postpartum Depression Screening Scale-Spanish  
614 version: examining the psychometric properties and prevalence of risk for postpartum  
615 depression. *J Immigr Minor Health*. 2010;12(2):249-58. doi: 10.1007/s10903-009-  
616 9260-9
- 617 14. Morin CM, Belleville G, Bélanger L, Ivers H. The Insomnia Severity Index:  
618 psychometric indicators to detect insomnia cases and evaluate treatment response.  
619 *Sleep*. 2011;34(5):601-8. doi: 10.1093/sleep/34.5.601
- 620 15. Miranda AR, Scotta AV, Méndez AL, Serra SV, Soria EA. Public Sector Workers'  
621 Mental Health in Argentina: Comparative Psychometrics of the Perceived Stress Scale.  
622 *J Prev Med Public Health*. 2020;53(6):429-438. doi: 10.3961/jpmph.20.229
- 623 16. Do HP, Baker PRA, Van Vo T, Luong-Thanh BY, Nguyen LH, Valdebenito S, et al.  
624 Brief screening for maternal mental health in Vietnam: measures of positive wellbeing  
625 and perceived stress predict prenatal and postnatal depression. *J Affective Disord Rep*.  
626 2021;100047:100047. doi: 10.1016/j.jadr.2020.100047
- 627 17. Vaca J, Cao H. Dialéctica del desarrollo argentino entre el territorio y la sociedad de la  
628 información. *Rev Cienc Soc*. 2019;10:153-68
- 629 18. Cîtu C, Gorun F, Motoc A, Sas I, Burlea B, Cîtu IM, Biris M, Forga M, Neagoe O,  
630 Gorun OM. Prevalence and Risk Factors of Postpartum Depression in Romanian  
631 Women during Two Periods of COVID-19 Pandemic. *J Clin Med*. 2022;11(6):1628.  
632 doi: 10.3390/jcm11061628
- 633 19. Babicki M, Kowalski K, Bogudzińska B, Mastalerz-Migas A. Impact of the COVID-  
634 19 Pandemic on Mental Well-Being. A Nationwide Online Survey Covering Three

- 635 Pandemic Waves in Poland. *Front Psychiatry*. 2021;12:804123. doi:  
636 10.3389/fpsy.2021.804123
- 637 20. Bérard A, Gorgui J, Tchuente V, Lacasse A, Gomez YH, Côté S, et al. The COVID-19  
638 Pandemic Impacted Maternal Mental Health Differently Depending on Pregnancy  
639 Status and Trimester of Gestation. *Int J Environ Res Public Health*. 2022;19(5):2926.  
640 doi: 10.3390/ijerph19052926
- 641 21. Fransson E, Karalexi M, Kimmel M, Bränn E, Kollia N, van Zoest V, et al. Mental  
642 health among pregnant women during the pandemic in Sweden—A mixed methods  
643 approach using data from the Mom2B mobile application for research. *MedRxiv*  
644 2020;20248466. doi: 10.1101/2020.12.18.20248466
- 645 22. Bajaj MA, Salimgaraev R, Zhaunova L, Payne JL. Rates of self-reported postpartum  
646 depressive symptoms in the United States before and after the start of the COVID-19  
647 pandemic. *J Psychiatr Res*. 2022;151:108-112. doi: 10.1016/j.jpsychires.2022.04.011
- 648 23. Fernández RS, Crivelli L, Guimet NM, Allegri RF, Picco S, Pedreira ME.  
649 Psychological distress and mental health trajectories during the COVID-19 pandemic  
650 in Argentina: a longitudinal study. *Sci Rep*. 2022;12(1):5632. doi: 10.1038/s41598-  
651 022-09663-2
- 652 24. Del-Valle MV, López-Morales H, Gelpi-Trudo R, Poó FM, García MJ, Yerro-  
653 Avincetto M, Andrés ML, Canet-Juric L, Urquijo S. More than a year of pandemic:  
654 Longitudinal assessment of anxiety and depressive symptoms in the argentine general  
655 population during the COVID-19 outbreak. *Stress Health*. 2022;10.1002/smi.3163. doi:  
656 10.1002/smi.3163
- 657 25. Ettman CK, Cohen GH, Abdalla SM, Sampson L, Trinquart L, Castrucci BC, Bork RH,  
658 Clark MA, Wilson I, Vivier PM, Galea S. Persistent depressive symptoms during

- 659 COVID-19: a national, population-representative, longitudinal study of U.S. adults.  
660 Lancet Reg Health Am. 2022;5:100091. doi: 10.1016/j.lana.2021.100091
- 661 26. Dale R, Budimir S, Probst T, Stippl P, Pieh C. Mental Health during the COVID-19  
662 Lockdown over the Christmas Period in Austria and the Effects of Sociodemographic  
663 and Lifestyle Factors. Int J Environ Res Public Health. 2021;18(7):3679. doi:  
664 10.3390/ijerph18073679
- 665 27. Bruggeman H, Smith P, Berete F, Demarest S, Hermans L, Braekman E, Charafeddine  
666 R, Drieskens S, De Ridder K, Gisle L. Anxiety and Depression in Belgium during the  
667 First 15 Months of the COVID-19 Pandemic: A Longitudinal Study. Behav Sci.  
668 2022;12(5):141. doi: 10.3390/bs12050141
- 669 28. Yavorsky JE, Qian Y, Sargent AC. The gendered pandemic: The implications of  
670 COVID-19 for work and family. Sociol Compass. 2021;15(6):e12881. doi:  
671 10.1111/soc4.12881
- 672 29. Beccaria L, Bertranou F, Maurizio R. COVID-19 in Latin America: The effects of an  
673 unprecedented crisis on employment and income. Int Labour Rev. 2022;161(1):83-105.  
674 doi: 10.1111/ilr.12361
- 675 30. Alfayumi-Zeadna S, Bina R, Levy D, Merzbach R, Zeadna A. Elevated Perinatal  
676 Depression during the COVID-19 Pandemic: A National Study among Jewish and Arab  
677 Women in Israel. J Clin Med. 2022;11(2):349. doi: 10.3390/jcm11020349
- 678 31. Fan HSL, Choi EPH, Ko RWT, Kwok JYY, Wong JYH, Fong DYT, Shek NWM, Ngan  
679 HYS, Li J, Huang YY, Ouyang YQ, Lok KYW. COVID-19 related fear and depression  
680 of pregnant women and new mothers. Public Health Nurs. 2022;39(3):562-571. doi:  
681 10.1111/phn.13035

- 682 32. Mollard E, Kupzyk K, Moore T. Postpartum stress and protective factors in women  
683 who gave birth in the United States during the COVID-19 pandemic. *Womens Health*  
684 (Lond). 2021;17:17455065211042190. doi: 10.1177/17455065211042190
- 685 33. Thapa P, Dhakal B, Shrestha U, Adhikari SG, Shrestha S. Pregnant Women's Mental  
686 Health Status and its Related Factors Amidst COVID-19: A Cross- Sectional Study. *J*  
687 *Lumbini Med Coll.* 2021;9(1).doi:10.22502/jlmc.v9i1.428
- 688 34. Ruiz-Frutos C, Ortega-Moreno M, Allande-Cussó R, Domínguez-Salas S, Dias A,  
689 Gómez-Salgado J. Health-related factors of psychological distress during the COVID-  
690 19 pandemic among non-health workers in Spain. *Saf Sci.* 2021;133:104996. doi:  
691 10.1016/j.ssci.2020.104996
- 692 35. Soman S, Mohanan D. Home-based work and stress in the pandemic period: a case of  
693 working women in Kerala. *IIM Ranchi journal of management studies* 2022; doi:  
694 10.1108/IRJMS-07-2021-0034
- 695 36. Galletta MAK, Oliveira AMDSS, Albertini JGL, Benute GG, Peres SV, Brizot ML,  
696 Francisco RPV; HC-FMUSP-Obstetric COVID19 Study Group. Postpartum depressive  
697 symptoms of Brazilian women during the COVID-19 pandemic measured by the  
698 Edinburgh Postnatal Depression Scale. *J Affect Disord.* 2022;296:577-586. doi:  
699 10.1016/j.jad.2021.09.091
- 700 37. Takubo Y, Tsujino N, Aikawa Y, Fukiya K, Iwai M, Uchino T, Ito M, Akiba Y, Mizuno  
701 M, Nemoto T. Psychological impacts of the COVID-19 pandemic on one-month  
702 postpartum mothers in a metropolitan area of Japan. *BMC Pregnancy Childbirth.*  
703 2021;21(1):845. doi: 10.1186/s12884-021-04331-1
- 704 38. Legazpi PCC, Rodríguez-Muñoz MF, Le HN, Balbuena CS, Olivares ME, Méndez NI.  
705 Suicidal ideation: Prevalence and risk factors during pregnancy. *Midwifery.*  
706 2022;106:103226. doi: 10.1016/j.midw.2021

- 707 39. Legazpi PCC, Rodríguez-Muñoz MF, Olivares-Crespo ME, Izquierdo-Méndez N.  
708 Review of suicidal ideation during pregnancy: risk factors, prevalence, assessment  
709 instruments and consequences. *Psicol Reflex Crit.* 2022;35(1):13. doi: 10.1186/s41155-  
710 022-00220-4
- 711 40. Amiri S., Behnezhad S. The global prevalence of postpartum suicidal ideation, suicide  
712 attempts, and suicide mortality: A systematic review and meta-analysis. *Int J Ment*  
713 *Health.* 2021;50:311-36. doi:10.1080/00207411.2021.1959814
- 714 41. Lin CY, Alimoradi Z, Ehsani N, Ohayon MM, Chen SH, Griffiths MD, Pakpour AH.  
715 Suicidal Ideation during the COVID-19 Pandemic among A Large-Scale Iranian  
716 Sample: The Roles of Generalized Trust, Insomnia, and Fear of COVID-19. *Healthcare.*  
717 2022;10(1):93. doi: 10.3390/healthcare10010093
- 718 42. Ostacoli L, Cosma S, Bevilacqua F, Berchiolla P, Bovetti M, Carosso AR, Malandrone  
719 F, Carletto S, Benedetto C. Psychosocial factors associated with postpartum  
720 psychological distress during the Covid-19 pandemic: a cross-sectional study. *BMC*  
721 *Pregnancy Childbirth.* 2020;20(1):703. doi: 10.1186/s12884-020-03399-5
- 722 43. Chaput KH, Nettel-Aguirre A, Musto R, Adair CE, Tough SC. Breastfeeding  
723 difficulties and supports and risk of postpartum depression in a cohort of women who  
724 have given birth in Calgary: a prospective cohort study. *CMAJ Open.* 2016;4(1):E103-  
725 9. doi: 10.9778/cmajo.20150009
- 726 44. Brown A, Shenker N. Experiences of breastfeeding during COVID-19: Lessons for  
727 future practical and emotional support. *Matern Child Nutr.* 2021;17(1):e13088. doi:  
728 10.1111/mcn.13088
- 729 45. Singh AP, Kumar VH, Panda S. Supporting Breastfeeding in 2021 and Beyond-Lessons  
730 from the Pandemic. *Pediatr Rep.* 2021;13(2):289-301. doi: 10.3390/pediatric13020037.

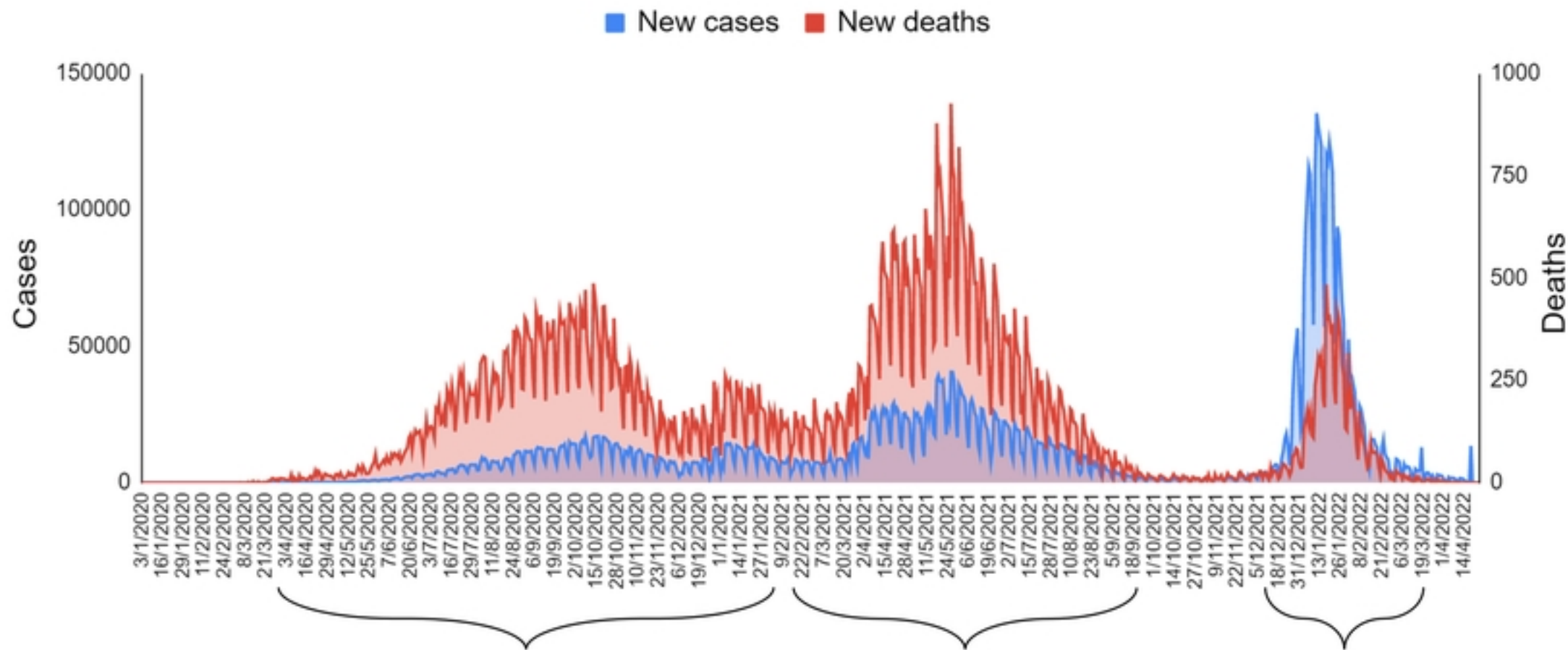


- 731 46. Lombardo E, Soliverez C. Valoración del apoyo social durante el curso vital. Revista  
732 psicodebate: psicología, cultura y sociedad. 2019;19:51-61
- 733 47. Lu X, Perey G, Zhao H, Tang J. A Review of Research on the Influencing Factors of  
734 Social Support. Int J New Developments Ed. 2021;3:32-42. doi:  
735 10.25236/IJNDE.2021.030406
- 736 48. Fiorillo A, Sampogna G, Giallonardo V, Del Vecchio V, Luciano M, Albert U,  
737 Carmassi C, Carrà G, Cirulli F, Dell'Osso B, Nanni MG, Pompili M, Sani G, Tortorella  
738 A, Volpe U. Effects of the lockdown on the mental health of the general population  
739 during the COVID-19 pandemic in Italy: Results from the COMET collaborative  
740 network. Eur Psychiatry. 2020;63(1):e87. doi: 10.1192/j.eurpsy.2020.89
- 741 49. Gustafsson HC, Young AS, Doyle O, Nagel BJ, Mackiewicz Seghete K, Nigg JT,  
742 Sullivan EL, Graham AM. Trajectories of perinatal depressive symptoms in the context  
743 of the COVID-19 pandemic. Child Dev. 2021;92(5):e749-e763. doi:  
744 10.1111/cdev.13656
- 745 50. Koyucu RG, Karaca PP. The Covid 19 outbreak: Maternal Mental Health and  
746 Associated Factors. Midwifery. 2021;99:103013. doi: 10.1016/j.midw.2021.103013
- 747 51. Tsuno K, Okawa S, Matsushima M, Nishi D, Arakawa Y, Tabuchi T. The effect of  
748 social restrictions, loss of social support, and loss of maternal autonomy on postpartum  
749 depression in 1 to 12-months postpartum women during the COVID-19 pandemic. J  
750 Affect Disord. 2022;307:206-214. doi: 10.1016/j.jad.2022.03.056
- 751 52. Zhang X. Household Chaos and Caregivers' and Young Children's Mental Health  
752 during the COVID-19 Pandemic: A Mediation Model. J Child Fam Stud.  
753 2022;31(6):1547-1557. doi: 10.1007/s10826-022-02283-4
- 754 53. Akay A. The local and global mental health effects of the Covid-19 pandemic. Econ  
755 Hum Biol. 2022;45:101095. doi: 10.1016/j.ehb.2021.101095

- 756 54. Amare NS, Chekol B, Aemro A. Determinants of Poor Sleep Quality During the  
757 COVID-19 Pandemic Among Women Attending Antenatal Care Services at the Health  
758 Facilities of Debre Berhan Town, Ethiopia: An Institutional-Based Cross-Sectional  
759 Study. *Front Psychiatry*. 2022;13:841097. doi: 10.3389/fpsy.2022.841097
- 760 55. Ramdurg SI, Mudanur SR, Benteor S, Yaliwal R, Kori S, Varma L. How coronavirus  
761 disease 2019 is affecting the mental health of postpartum women: A cross-sectional  
762 study. *Ann Indian Psychiatry*. 2022;6:57-62. doi:10.4103/aip.aip\_117\_21
- 763 56. Khadka R, Hong SA, Chang YS. Prevalence and determinants of poor sleep quality and  
764 depression among postpartum women: a community-based study in Ramechhap  
765 district, Nepal. *Int Health*. 2020;12(2):125-131. doi: 10.1093/inthealth/ihz032
- 766 57. Li Y, Chen B, Hong Z, Sun Q, Dai Y, Basta M, Tang X, Qin Q. Insomnia symptoms  
767 during the early and late stages of the COVID-19 pandemic in China: a systematic  
768 review and meta-analysis. *Sleep Med*. 2022;91:262-272. doi:  
769 10.1016/j.sleep.2021.09.014
- 770 58. Yuan K, Zheng YB, Wang YJ, Sun YK, Gong YM, Huang YT, et al. A systematic  
771 review and meta-analysis on prevalence of and risk factors associated with depression,  
772 anxiety and insomnia in infectious diseases, including COVID-19: a call to action. *Mol*  
773 *Psychiatry*. 2022;6:1–9. doi: 10.1038/s41380-022-01638-z
- 774 59. Pépin JL, Bailly S, Mignot E, Gaucher J, Chouraki A, Cals-Maurette M, Ben Messaoud  
775 R, Tamisier R, Arnal PJ. Digital markers of sleep architecture to characterize the impact  
776 of different lockdown regimens on sleep health during the COVID-19 pandemic. *Sleep*.  
777 2022;45(6):zsac074. doi: 10.1093/sleep/zsac074
- 778 60. Ding X, Brazel DM, Mills MC. Gender differences in sleep disruption during COVID-  
779 19: cross-sectional analyses from two UK nationally representative surveys. *BMJ*  
780 *Open*. 2022;12(4):e055792. doi: 10.1136/bmjopen-2021-055792

- 781 61. Xie M, Wang X, Zhang J, Wang Y. Alteration in the psychologic status and family  
782 environment of pregnant women before and during the COVID-19 pandemic. *Int J*  
783 *Gynaecol Obstet.* 2021;153(1):71-75. doi: 10.1002/ijgo.13575
- 784 62. Ochnik D, Arzenšek A, Rogowska AM, Mars Bitenc U, Benatov J. Changes in Mental  
785 Health during the COVID-19 Pandemic among Representative Sample of Young  
786 Adults from Germany, Israel, Poland, and Slovenia: A Longitudinal Study. *Int J*  
787 *Environ Res Public Health.* 2022;19(10):5794. doi: 10.3390/ijerph19105794
- 788 63. Mullins RJ, Meeker TJ, Vinch PM, Tulloch IK, Saffer MI, Chien JH, Bienvenu OJ,  
789 Lenz FA. A Cross-Sectional Time Course of COVID-19 Related Worry, Perceived  
790 Stress, and General Anxiety in the Context of Post-Traumatic Stress Disorder-like  
791 Symptomatology. *Int J Environ Res Public Health.* 2022;19(12):7178. doi:  
792 10.3390/ijerph19127178
- 793 64. Rogowska AM, Ochnik D, Kuśnierz C, Chilicka K, Jakubiak M, Paradowska M, et al.  
794 Changes in mental health during three waves of the COVID-19 pandemic: a repeated  
795 cross-sectional study among polish university students. *BMC Psychiatry.*  
796 2021;21(1):627. doi: 10.1186/s12888-021-03615-2
- 797 65. Wang J, Zhou Y, Qian W, Zhou Y, Han R, Liu Z. Maternal insomnia during the  
798 COVID-19 pandemic: associations with depression and anxiety. *Soc Psychiatry*  
799 *Psychiatr Epidemiol.* 2021;56(8):1477-1485. doi: 10.1007/s00127-021-02072-2
- 800 66. Casagrande M, Forte G, Tambelli R, Favieri F. The Coronavirus Pandemic: A Possible  
801 Model of the Direct and Indirect Impact of the Pandemic on Sleep Quality in Italians.  
802 *Nat Sci Sleep.* 2021;13:191-199. doi: 10.2147/NSS.S285854
- 803 67. King LS, Feddoes DE, Kirshenbaum JS, Humphreys KL, Gotlib IH. Pregnancy during  
804 the pandemic: the impact of COVID-19-related stress on risk for prenatal depression.  
805 *Psychol Med.* 2021;30:1-11. doi: 10.1017/S003329172100132X

- 806 68. Anderson MR, Salisbury AL, Uebelacker LA, Abrantes AM, Battle CL. Stress, coping  
807 and silver linings: How depressed perinatal women experienced the COVID-19  
808 pandemic. *J Affect Disord.* 2022;298:329-336. doi: 10.1016/j.jad.2021.10.116
- 809 69. Werchan DM, Hendrix CL, Ablow JC, Amstadter AB, Austin AC, Babineau V, et al.  
810 Behavioral coping phenotypes and associated psychosocial outcomes of pregnant and  
811 postpartum women during the COVID-19 pandemic. *Sci Rep.* 2022;12(1):1209. doi:  
812 10.1038/s41598-022-05299-4
- 813 70. Raman S, Hyland P, Coogan AN. Temporal associations between insomnia and  
814 depression symptoms in adults during the COVID-19 pandemic: A cross-lagged path  
815 modelling analysis. *Psychiatry Res.* 2022;312:114533. doi:  
816 10.1016/j.psychres.2022.114533
- 817 71. Argentinian National Ministry of Health. [www.argentina.gob.ar/salud/](http://www.argentina.gob.ar/salud/)
- 818 72. National Institute of Statistics and Census of Argentina. <https://www.indec.gob.ar/>
- 819 73. Wang X, Cheng Z. Cross-Sectional Studies: Strengths, Weaknesses, and  
820 Recommendations. *Chest.* 2020;158(1S):S65-S71. doi: 10.1016/j.chest.2020.03.012  
821



	FIRST WAVE	SECOND WAVE	THIRD WAVE
Percent positivity *	47.7%	33.9%	31.0%
National ICU occupancy *	64.2%	73.1%	37.8%
Case fatality rate *	2.7%	2.1%	2.0%
Percentage of active cases *	16.5%	10.2%	8.9%
Government measures	<ul style="list-style-type: none"> <li>• Social isolation policy: Strict confinement</li> <li>• Social distancing and mandatory use of face masks</li> <li>• Closure of educational institutions</li> <li>• Workplaces: closed with strictly regulated exceptions</li> <li>• Vaccination: health professionals and population at risk</li> </ul>	<ul style="list-style-type: none"> <li>• Short mandatory confinements in high-risk areas</li> <li>• Social distancing and mandatory use of face masks</li> <li>• Reopening of schools with shift-based hybrid systems</li> <li>• Vaccination: for general population above 11 years-old</li> </ul>	<ul style="list-style-type: none"> <li>• Home confinement for people with COVID-19</li> <li>• Health pass to move between provinces</li> <li>• Mandatory use of face masks</li> <li>• Reopening of universities</li> <li>• Vaccination: for general population including children</li> </ul>
Unemployment	13.5%	10.4%	7.8%
Poverty and indigence	51.4%	51.3%	45.3%
Inflation: monthly rate	3.8%	3.3%	3.9%
Inflation: interannual variation	37.2%	48.8%	50.7%

Figure 1



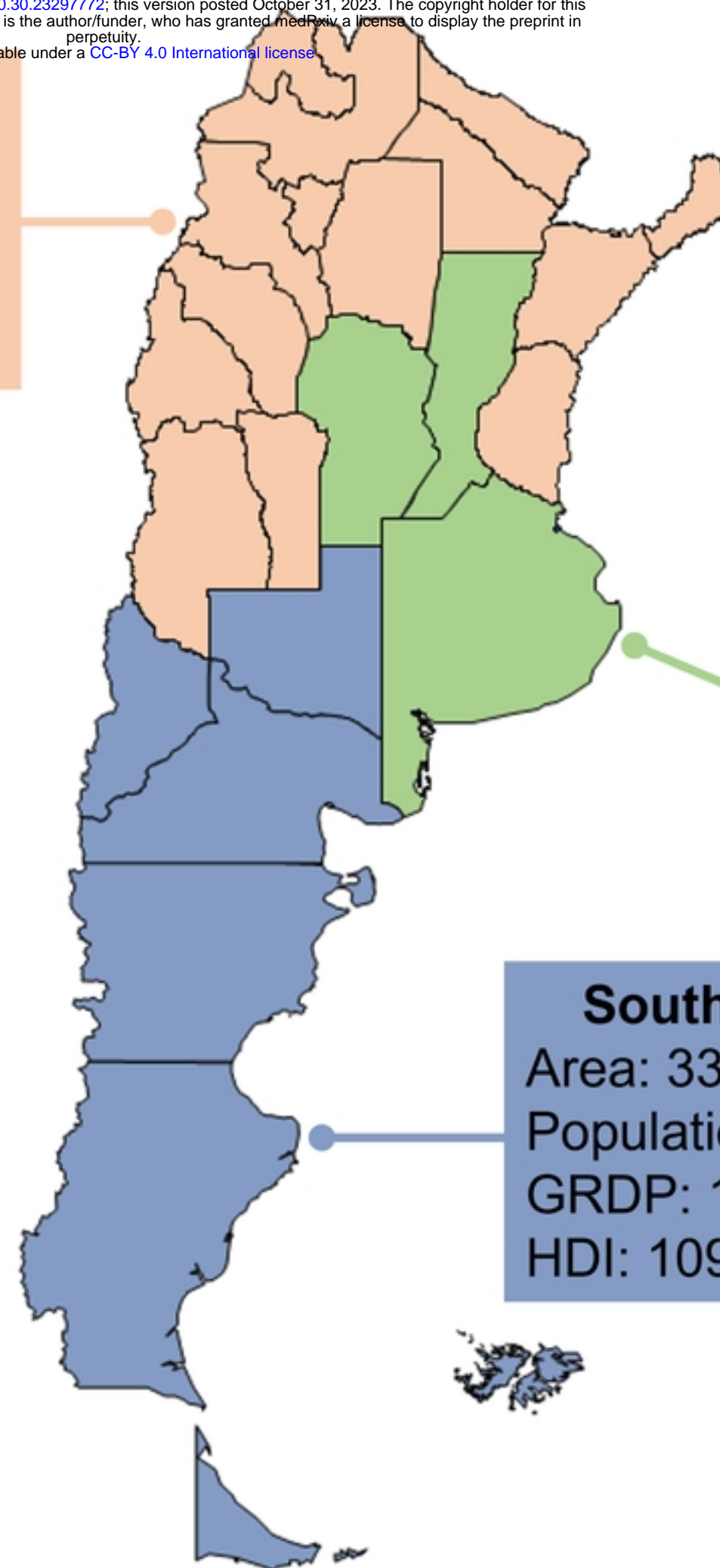
## North Region

Area: 39.4%

Population: 27.5%

GRDP: 18.3%

HDI: 82.8



## Core Region

Area: 27.2%

Population: 66.9%

GRDP: 71.7%

HDI: 109.8

## South Region

Area: 33.5%

Population: 5.6%

GRDP: 10.0%

HDI: 109.4



Figure 2

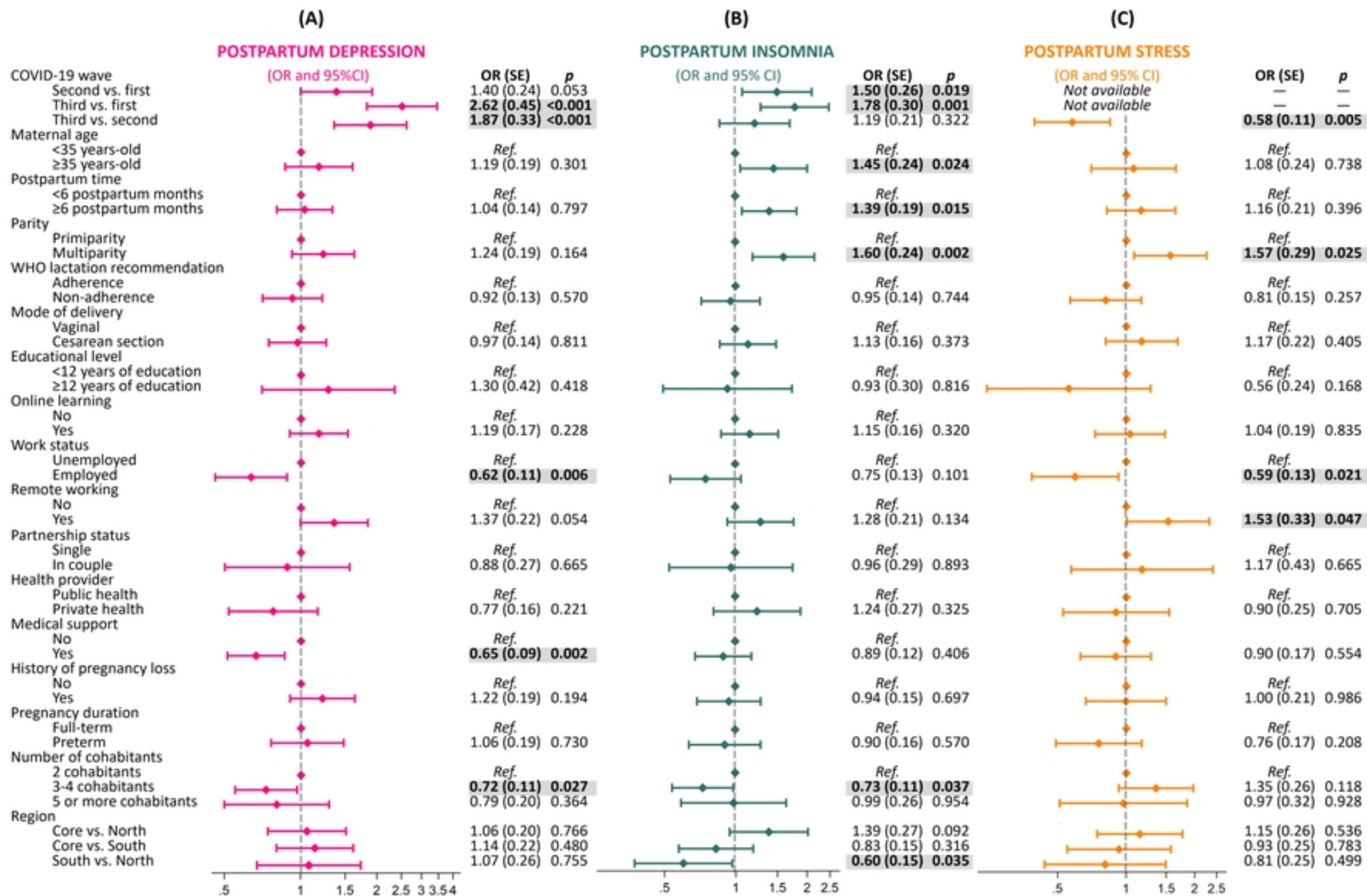


Figure 3

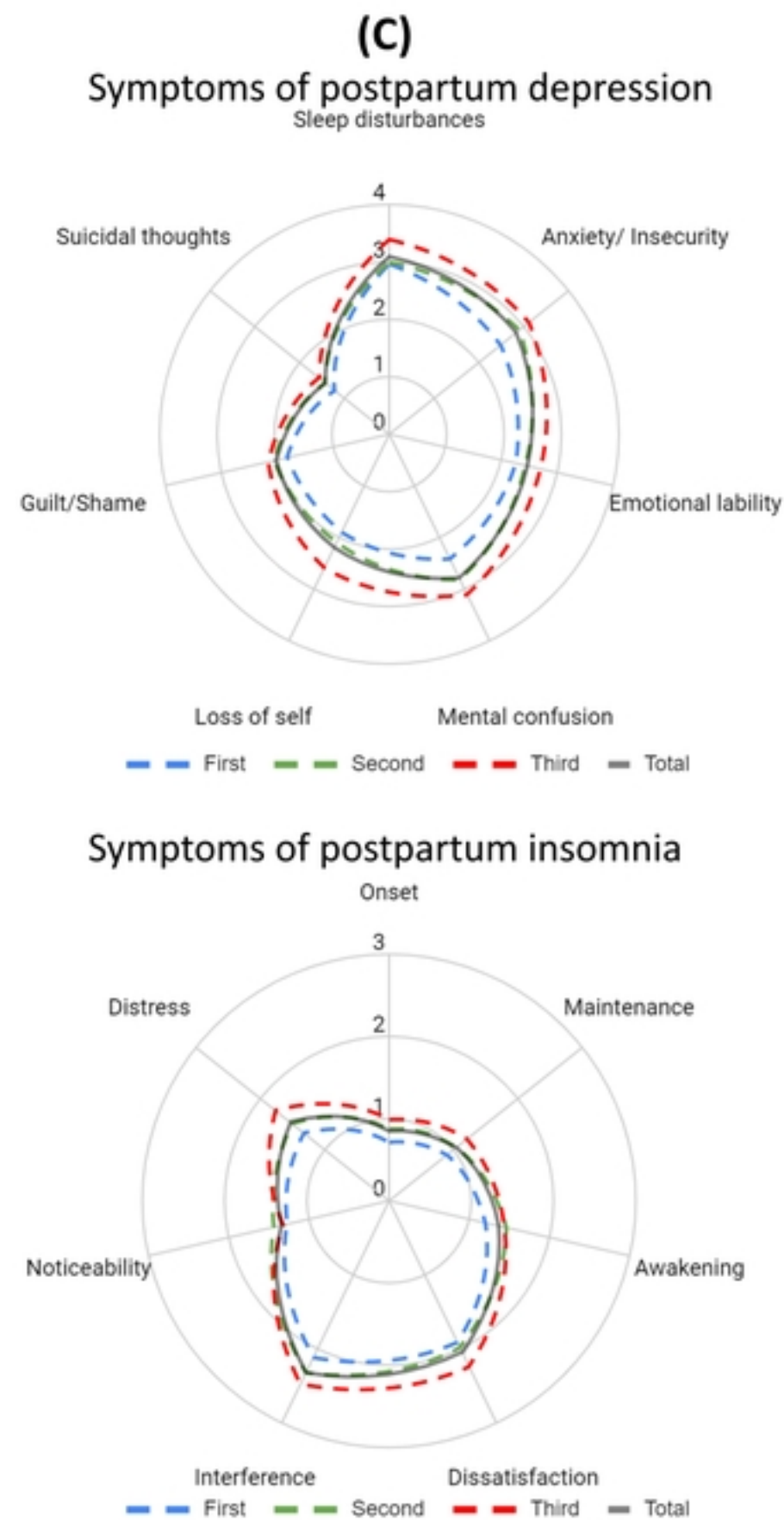
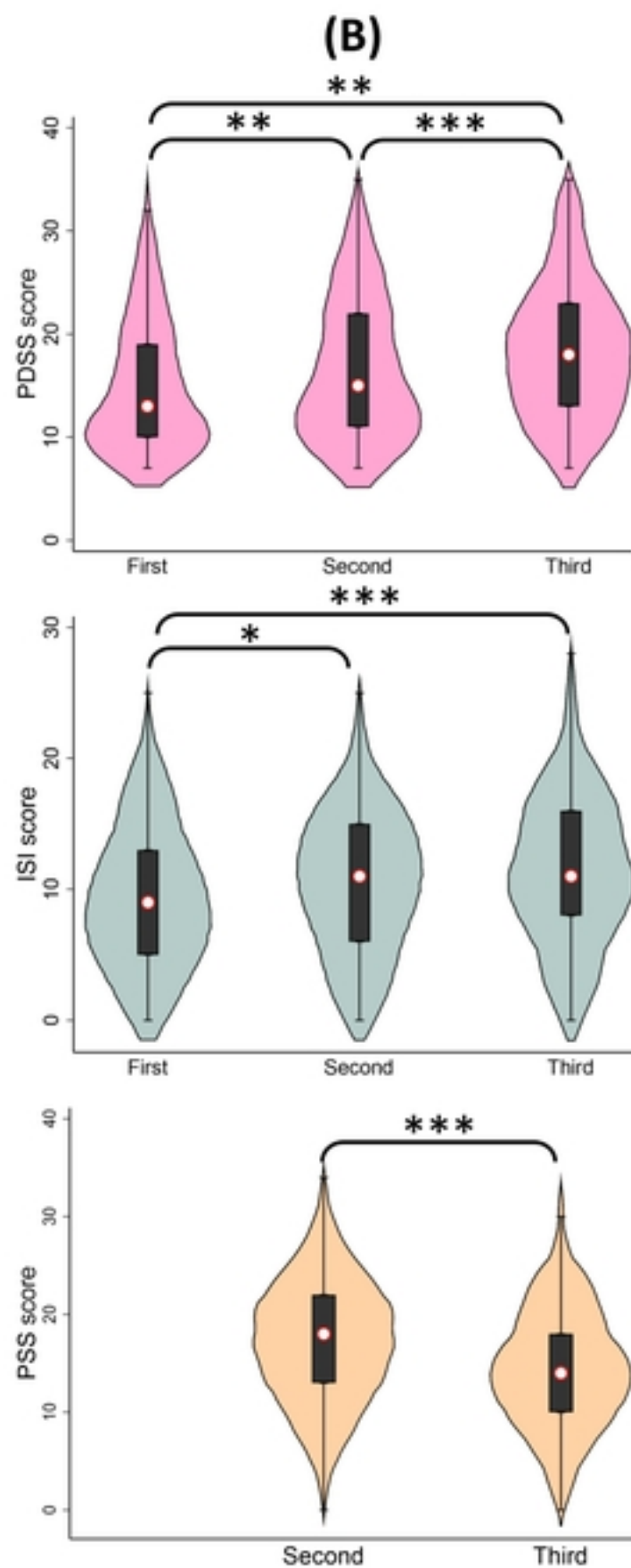
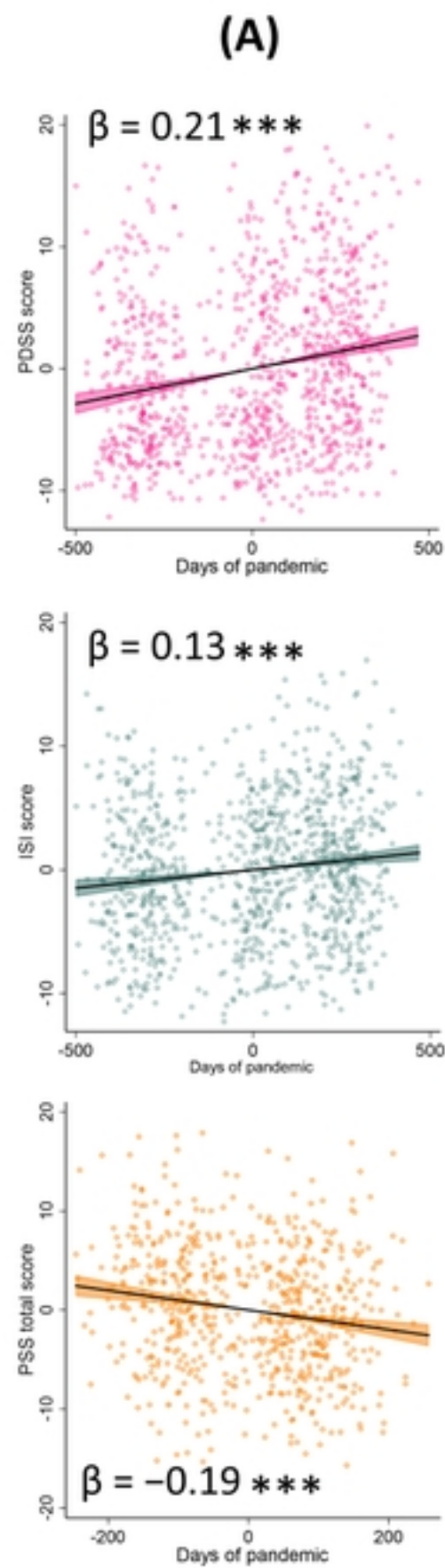
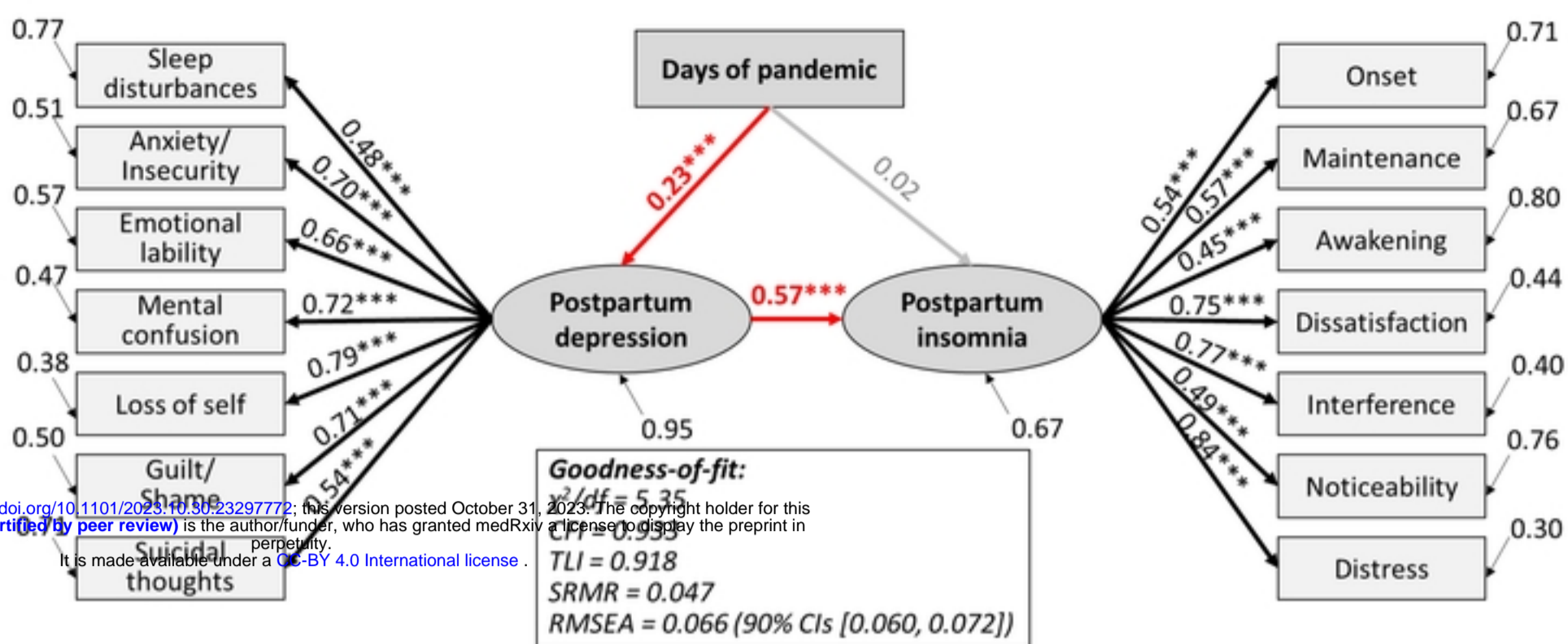


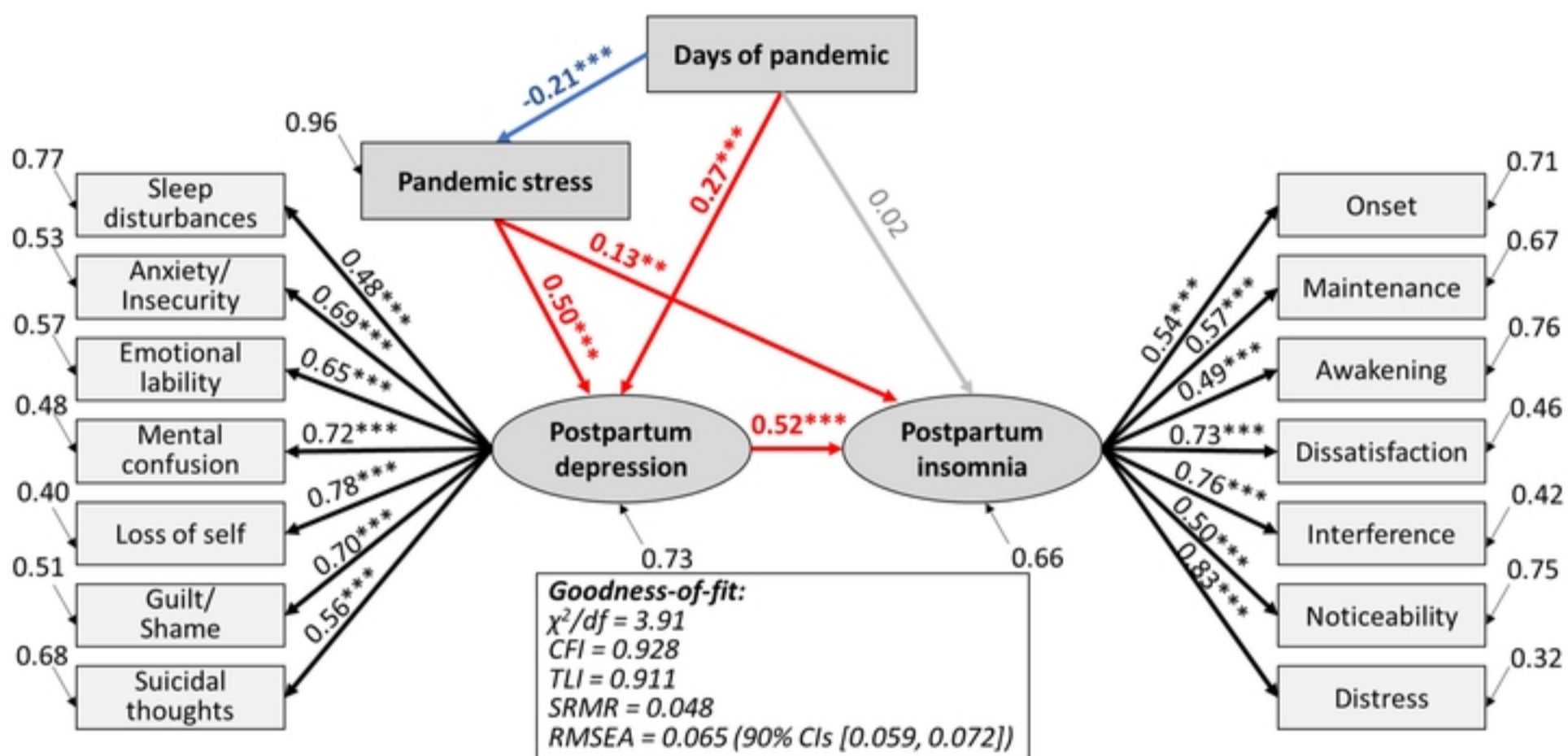
Figure 4



(A)  
MODEL I



(B)  
MODEL II



(C)  
MODEL III

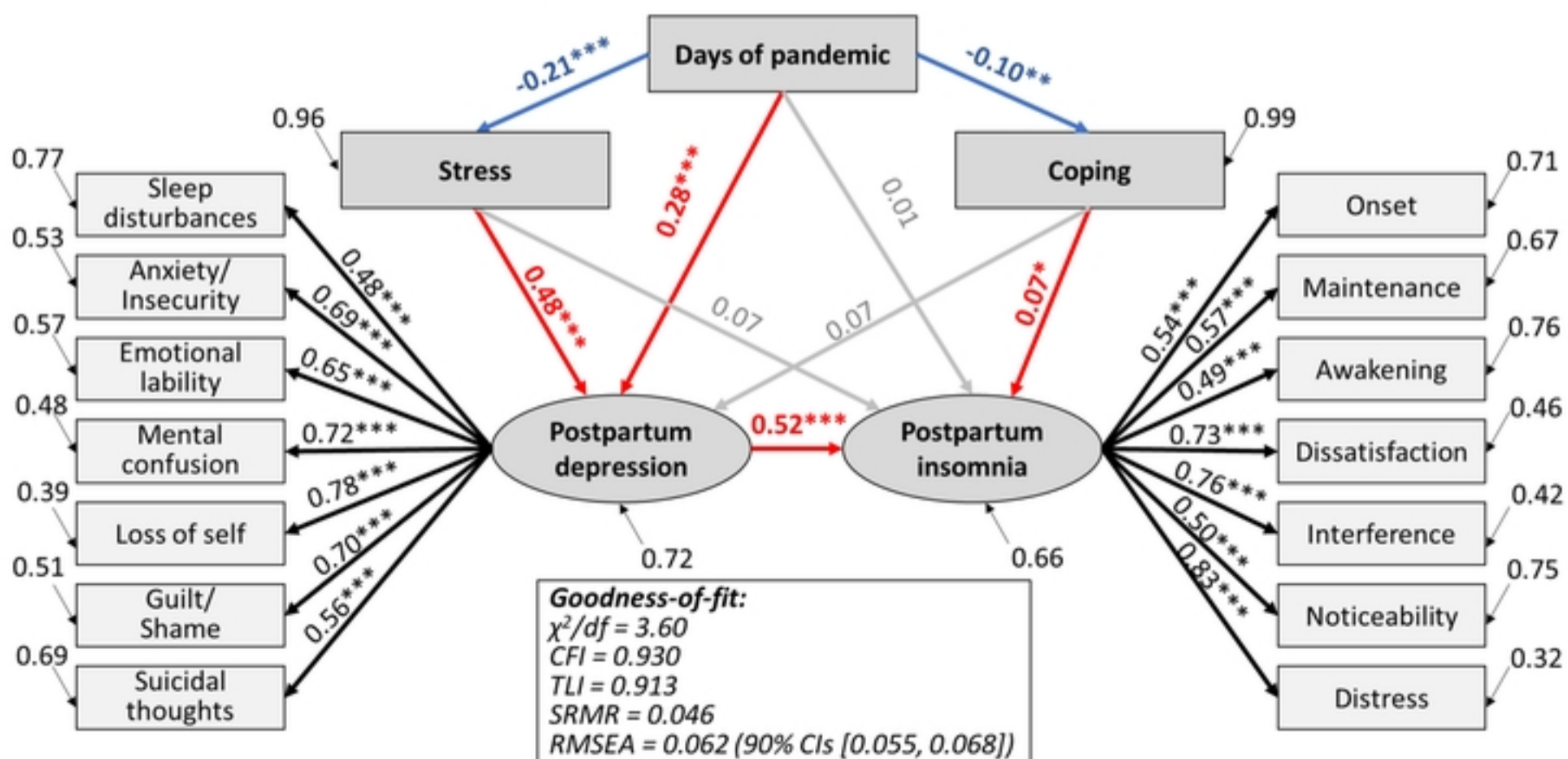


Figure 5

medRxiv preprint doi: <https://doi.org/10.1101/2023.10.30.23297772>; this version posted October 31, 2023. The copyright holder for this preprint (which was not certified by peer review) is the author/funder, who has granted medRxiv a license to display the preprint in perpetuity. It is made available under a [CC-BY 4.0 International license](https://creativecommons.org/licenses/by/4.0/).