

1 **Model-based cost-effectiveness analysis of a multiplex lateral flow rapid diagnostic test**
2 **for acute non-malarial febrile illness in rural South and Southeast Asian primary care**

3

4 **Short title:** Cost-effectiveness of a multiplex rapid diagnostic test for acute non-malarial fever

5

6 **Authors:** Rusheng Chew^{1,2,3}; Chris Painter^{1, 2}; Wirichada Pan-ngum^{1, 2}; Nicholas Philip John Day^{1,2}; Yoel
7 Lubell^{1,2}

8

9 **Affiliations:** ¹Mahidol Oxford Tropical Medicine Research Unit, Bangkok, Thailand; ²Centre for
10 Tropical Medicine and Global Health, University of Oxford, Oxford, UK; ³Faculty of Medicine,
11 University of Queensland, Brisbane, Australia

12

13 **Corresponding author details:** Dr Rusheng Chew, Mahidol Oxford Tropical Medicine Research Unit,
14 3rd floor 60th Anniversary Chalermprakit Building, 420/6 Ratchawithi Road, Ratchathewi, Bangkok
15 10400, Thailand. Email: chris@tropmedres.ac Phone: +66 2 203 6333

16

17 **Author contributions:** RC – conceptualization, methodology, investigation, formal analysis,
18 visualization, writing – original draft; CP – methodology, investigation, formal analysis, visualization,
19 writing – review and editing; WP – supervision, writing – review and editing; NPJD – supervision,
20 funding acquisition, writing – review and editing; YL – methodology, supervision, funding acquisition,
21 writing – review and editing

22

23 **Key words:** Fever; cost-effectiveness; rapid diagnostic test; Southeast Asia; South Asia

24

25 **Word count:** 5,368

26 **ABSTRACT**

27

28 **Background.** Multiplex lateral flow rapid diagnostic tests (LF-RDTs) may aid management of patients
29 with acute non-malarial fever (NMFI) in rural South and Southeast Asia. We aimed to evaluate the
30 cost-effectiveness in Cambodia and Bangladesh of a putative, as-yet-undeveloped LF-RDT capable of
31 diagnosing enteric fever and dengue, as well as measuring C-reactive protein (CRP) to guide
32 antibiotic prescription, in primary care patients with acute NMFI.

33 **Methods.** A country-specific decision tree model-based cost-effectiveness analysis was conducted
34 from a health system plus limited societal perspective considering the cost of antimicrobial
35 resistance. Parameters were based on data from a large observational study on the regional
36 epidemiology of acute febrile illness, published studies, and procurement price lists. Costs were
37 expressed in 2022 US dollars, and cost-effectiveness evaluated by comparing incremental cost-
38 effectiveness ratios with conservative opportunity cost-based willingness-to-pay thresholds and the
39 more widely used threshold of per capita GDP.

40 **Findings.** Compared to standard of care, LF-RDT-augmented clinical assessment was dominant in
41 Cambodia, being more effective and cost-saving. The cost per DALY averted in Bangladesh was \$482,
42 slightly above the conservative opportunity cost-based willingness-to-pay threshold of \$388 and
43 considerably lower than the GDP-based threshold of \$2,687. The intervention remained dominant in
44 Cambodia and well below the GDP-based threshold in Bangladesh when antimicrobial resistance
45 costs were disregarded.

46 **Interpretation.** These findings provide guidance for academic, industry, and policymaker
47 stakeholders involved in acute NMFI diagnostics. While definitive conclusions cannot be made in the
48 absence of established thresholds, our results suggest that cost-effectiveness is highly likely in some
49 target settings and possible in others.

50 **Funding.** Wellcome Trust, UK Government, Royal Australasian College of Physicians, Rotary
51 Foundation.

52 **RESEARCH IN CONTEXT**

53

54 **Evidence before this study**

55

56 The diagnosis and management of acute non-malarial febrile illness in rural South and Southeast
57 Asian low- and middle-income countries remains challenging; multiplex lateral flow rapid diagnostic
58 tests have been proposed as a possible solution. In view of the scant evidence on the epidemiology
59 of acute non-malarial febrile illness in this region, we recently conducted an international Delphi
60 survey to identify priority analytes for inclusion in such a putative test with capillary blood as the
61 substrate. The main finding was that this test should be able to diagnose enteric fever and dengue,
62 at a minimum; there was also support for including C-reactive protein as a means of differentiating
63 viral from non-viral causes of NMFI to guide empirical antibiotic prescribing. However, we could not
64 identify any economic evaluations of the cost-effectiveness of any such multiplex tests following a
65 search of standard databases using the keywords ‘fever’, ‘febrile’, ‘multiplex’, ‘South Asia’ and
66 ‘Southeast Asia’ on 2 March 2023.

67

68 **Added value of this study**

69

70 Bangladesh and Cambodia are lower-middle income countries in South and Southeast Asia,
71 respectively, which are representative of the settings in which the test will be most useful. This
72 country-specific assessment of the cost-effectiveness of such an urgently needed diagnostic tool
73 provides vital information to guide decision-making by researcher, industry, and policymaker
74 stakeholders on the development and deployment of such a test in terms of performance
75 characteristics and pricing.

76

77 **Implications of all the available evidence**

78

79 The cost-effectiveness of this putative multiplex lateral flow rapid diagnostic test is dependent not
80 only on its inherent performance and pricing, but on context-specific factors. Optimizing the
81 specificity of component assays, as well as mechanisms to lower prices in markets where the test is
82 not cost-effective, have the potential to ensure cost-effectiveness in as many target countries as
83 possible.

84 **INTRODUCTION**

85

86 In tropical low- and middle-income countries (LMICs), acute febrile illness is a common reason to
87 seek healthcare.¹ In such resource-limited settings, the majority of the population live rurally and
88 usually present to public sector primary healthcare facilities in the first instance.² Malaria was
89 previously a very common aetiology of tropical acute febrile illness, but the success of malaria
90 eradication programmes, especially in South and Southeast Asia,³ has exposed a large gap in the
91 ability of primary healthcare workers to manage acutely febrile patients who test negative on
92 malaria rapid diagnostic tests, most of whom will have other infections. Many of these non-malarial
93 infections can be severe, but most are treatable yet often indistinguishable clinically.^{4,5} There is scant
94 high-quality data on the regional burden of NMFI, but what little evidence there is suggests that it is
95 large, with one surveillance study of Southeast Asian children showing an incidence density of 33.6
96 per 100 person-years.⁶

97

98 Several factors contribute to this lack of capacity. First, the many types of primary healthcare
99 providers, which range from lay village health volunteers to clinics staffed by semi-skilled health
100 workers, means that the workforce skill set relating to clinical diagnosis and management is variable
101 but, in general, is limited.² Second, there are a myriad causes of acute non-malarial febrile illness
102 (NMFI), many of which present with non-specific symptoms.¹ Third, while there are several rapid,
103 point-of-care tests available, the vast majority are pathogen-based targeting one, or at most two,
104 causes of NMFI, which is sub-optimal for effective patient management. The widespread uptake of
105 these tests is hindered by well-described technical, biological, social, infrastructural, regulatory, and
106 economic barriers.⁷ Where these are available, access is difficult as they are often found in
107 secondary or higher-level facilities located a considerable distance from rural villages. Compounding
108 this is the dearth of diagnostic tests suited for use in high temperature, high humidity rural primary
109 care settings by low-skilled health workers.⁸

110

111 Multiplex multi-analyte rapid diagnostic tests, ideally analogous to those used for malaria, have been
112 proposed as a possible solution to this problem.⁹ We recently conducted a modified Delphi survey to
113 ascertain the analytes which should be included in such tests to aid management of acute NMFI in
114 rural South and Southeast Asian settings, which would use capillary blood as the substrate and
115 operate using lateral flow principles. The survey was performed given the paucity of robust regional
116 epidemiological data relating not just to incidence, but also disease burden in terms of morbidity
117 and mortality. The key finding was that these multiplex lateral flow rapid diagnostic tests (LF-RDTs)
118 should, at the minimum, be able to diagnose acute enteric fever and dengue in patients of all ages,
119 excluding neonates, with at least 75% sensitivity and 90% specificity. Additionally, C-reactive protein
120 (CRP) was thought to be a useful analyte to include, given its ability to differentiate between
121 bacterial and viral causes of acute febrile illness and, thus, promote antimicrobial stewardship by
122 reducing inappropriate antibiotic prescriptions.¹⁰ This latter assertion is also supported by data from
123 a study showing that a CRP level >40 mg/ml had a sensitivity of 74% for detecting bacterial infections
124 in acutely febrile patients.¹¹

125

126 While such a multiplex test has not yet been developed, assessment of its potential cost-
127 effectiveness is essential to assist in guiding the research and policymaking processes that will
128 underpin its successful development and implementation in the target settings. In this study, we
129 aimed, therefore, to assess the cost-effectiveness in two tropical lower-middle income countries,
130 one in Southeast Asia (Cambodia) and one in South Asia (Bangladesh), of a novel putative multiplex
131 LF-RDT which measures CRP in addition to being able to diagnose acute enteric fever (e.g., by
132 detecting typhoidal *Salmonella* antigens) and dengue (e.g., by detecting dengue NS1 antigen and
133 dengue IgM) in patients with acute NMFI, in line with the results of the abovementioned Delphi
134 survey.

135 **METHODS**

136

137 **Setting**

138

139 Cambodia is a lower-middle income country in mainland Southeast Asia with a population of 16.6

140 million, 75% of which live in rural areas, according to World Bank statistics from 2021.^{12,13}

141 Bangladesh, in South Asia, is also a lower-middle income country but with a much larger population

142 of 169.4 million and a rural population proportion of 61%.^{14,15} Cambodia and Bangladesh have young

143 populations, with 29% and 26% aged <15 years, respectively.^{16,17} They also suffer from heavy

144 burdens of enteric fever and dengue, prevalence estimates of which are shown in Table 1.

145

146 In both these countries, the majority of rural primary healthcare is delivered by the government

147 through a network of primary health centres (PHCs) and village health workers (VHWs),^{18,19} the latter

148 mainly comprising lay people with minimal training. Like in many other lower-middle income

149 countries, quality of care at PHCs and by VHWs is sub-optimal owing to low clinical skill levels e.g.,

150 inability to formulate syndromic diagnoses, and unavailability of diagnostics suited to these settings.

151

152 **Model design and participants**

153

154 A model-based cost-effectiveness analysis was performed. This compared current management of

155 acute NMFI, in which a diagnosis is made solely on clinical grounds without diagnostic aids, with a

156 hypothetical counterfactual where management is augmented by a novel putative multiplex LF-RDT

157 able to diagnose acute enteric fever and dengue using capillary blood as the test substrate, in

158 addition to measuring CRP levels to aid in the differentiation of bacterial and viral causes of acute

159 NMFI not attributable to enteric fever or dengue.

160

161 Models were based on 12 months' worth of data collected between 21 March 2022 and 21 March
162 2023 for an ongoing large-scale observational study aiming to define the epidemiology of acute
163 febrile illness in South and Southeast Asia. In this study, detailed clinical and epidemiological data,
164 along with a more limited set of healthcare consumption and expenditure data were collected.²⁰
165 Patients of all ages were consecutively recruited from among those presenting to rural PHCs and
166 VHWs involved in the study, which were located in Battambang and Pailin provinces in Cambodia,
167 and in Chittagong Division in Bangladesh. In brief, patients who presented acutely and who had an
168 axillary temperature at presentation ≥ 37.5 or $< 35.5^{\circ}\text{C}$, or who had a history of fever in the 24 hours
169 prior to presentation, and whose presentation was not due to accident or trauma and was not
170 within three days of routine immunizations were eligible to participate.

171

172 For the purposes of this cost-effectiveness analysis, only participants older than 28 days residing in
173 designated study villages (82 villages in Cambodia and 143 villages in Bangladesh) were included. In
174 line with the use case for the multiplex LF-RDT, neonates were specifically excluded as fever in this
175 age group generally requires assessment in hospital.²¹ The total populations of the Cambodian and
176 Bangladeshi study villages were 65,567 and 115,962 persons, respectively. During the 12 month
177 study period, 5,430 and 9,585 patients residing in study villages were recruited in Cambodia and
178 Bangladesh, respectively. Dividing these by the total populations of the study villages yielded annual
179 incidence estimates of patients with acute febrile illness who sought primary healthcare per 100,000
180 population of 8,262 in Cambodia and 8,266 in Bangladesh. All were tested with malaria rapid
181 diagnostic tests but none returned a positive result in Cambodia and only 137 (1.4%) tested positive
182 in Bangladesh. Aetiological data from this study are not yet available, hence published estimates for
183 the incidence of enteric fever and dengue were used in the model.²²⁻²⁴ Age group-specific incidence
184 estimates for the following age groups by country are shown in Table 1: children <5 years, children
185 5–14 years, and adults.

186

187 **Model structure**

188

189 A decision tree model was constructed to compare the standard of care with multiplex LF-RDT-aided
190 management for the abovementioned age groups. Like previous economic evaluations of other LF-
191 RDTs in the South and Southeast Asian context,²⁵⁻²⁸ this model type was selected on the basis of the
192 multiplex LF-RDT being similar to other well-established RDTs, such as those for malaria, in terms of
193 ease of use and interpretation, short time to diagnosis, established acceptability to patients and
194 health workers, and that the principal factor being influenced is clinical decision-making. The
195 structure of the decision tree is shown in Figure 1, and a summary of the recommended
196 interpretation and management for positive test components is shown in Supporting Information S1.
197 Separate analyses were performed for Bangladesh and Cambodia. Model parameters were derived
198 from a combination of data from the observational study as well as data from the published
199 literature, and are shown in Table 1.

200

201 The outcomes of interest were disability-adjusted life-years (DALYs) averted for enteric fever,
202 hospitalisations averted for dengue, total antibiotic prescriptions, inappropriate empirical antibiotic
203 prescriptions averted, and total costs. A healthcare system plus limited societal perspective where
204 costs of antibiotic resistance were incorporated was adopted. The latter cost was calculated using
205 the three-component model constructed by Shrestha et al. with broad-spectrum penicillins and
206 quinolones as the antibiotic classes of interest and adapted for the Cambodian and Bangladeshi
207 contexts based on their gross domestic products (GDP) relative to that of Thailand (the context in
208 which the estimates were derived); the three components are the correlation coefficients between
209 human antibiotic consumption and subsequent resistance, the economic costs of antibiotic
210 resistance for five sentinel pathogens, and consumption data for antibiotic classes driving resistance
211 in these organisms.²⁹ Acquisition costs of antibiotics were calculated for each age group to reflect
212 the variation in antibiotic course prescriptions in each group.

213

214 Costs were adjusted for inflation to the 2022 cost year based on the relevant country Consumer
215 Price Indices, and expressed in US dollars. The time horizon was one year, and no discounting or age-
216 weighting was applied, in line with guidance established since the Global Burden of Disease 2010
217 report,³⁰ and given the acute nature of the diseases of interest. Thus, although the modelled time
218 period was one year, the DALYs accrued within this time period included the full years of life lost
219 from the patient's life expectancy. Cost-effectiveness was expressed as an incremental cost-
220 effectiveness ratio (ICER), in terms of an incremental cost per DALY. Currently neither Bangladesh or
221 Cambodia have explicit or accepted willingness-to-pay, or cost-effectiveness, thresholds. As such,
222 the means of the opportunity cost-based thresholds for Bangladesh and Cambodia reported by
223 Woods et al. were used and inflated to 2022 values (\$357 for Cambodia and \$388 for Bangladesh).³¹
224 For comparison, and given this uncertainty, the less conservative figure of the national per capita
225 GDP was also used as a secondary willingness-to-pay threshold. This is in line with the lower bound
226 for the willingness-to-pay threshold of one to three times per capita GDP recommended by the
227 World Health Organization CHOosing Interventions that are Cost-Effective (WHO-CHOICE)
228 programme, which does not take into account opportunity costs.³² The 2022 per capita GDP values
229 for Cambodia and Bangladesh are \$1,765 and \$2,687, respectively.^{33,34}

230

231 The analysis was performed using Excel (Microsoft, Washington, USA). The parameterized model and
232 associated calculations for each country are shown in Supporting Information S1.

233

234 **Assumptions**

235

236 Several assumptions were used in the model. First, the sensitivity and specificity of the multiplex LF-
237 RDT for both enteric fever and dengue was assumed to be 85% (range 75– 90%) and 95% (range 90–
238 98%), respectively. These values were chosen bearing in mind the WHO-recommended performance

239 characteristics for multiplex rapid diagnostic tests for acute febrile illness,⁹ the minimum
240 performance metric requirements for a diagnostic assay to be clinically useful,³⁵ and the constraints
241 placed on sensitivity with a very small volume of substrate.³⁶ This approach is well-established when
242 performing economic evaluations of interventions.³⁷ Second, ciprofloxacin was assumed to be the
243 appropriate treatment for all cases of enteric fever, notwithstanding the increasing rates of drug
244 resistance in the region.³⁸ Third, full compliance by healthcare workers with multiplex LF-RDT-guided
245 clinical management and by patients with their management plans was assumed. Fourth, amoxicillin
246 was assumed to be the default antibiotic prescription for acute NMFI not caused by enteric fever
247 and for which a bacterial cause is suspected. This assumption was made given that amoxicillin was
248 the antibiotic most prescribed for undifferentiated fever in these settings based on data from the
249 observational study,²⁰ which is also in line with the limited formularies available in rural Cambodian
250 and Bangladeshi primary care. Fifth, the cost of the multiplex LF-RDT was assumed to be \$5, the
251 optimal full cost to the payer recommended by the WHO for multiplex multi-analyte diagnostic tests
252 for acute febrile illness.⁹ Cost containment is also aided by the operational similarity of the multiplex
253 LF-RDT to malaria rapid diagnostic tests, and its rollout leveraging existing malaria control
254 programme training and monitoring activities. Sixth, in the absence of detailed information on age-
255 group specific disease incidence, the same country-wide incidence estimates were assumed to apply
256 across all age groups. Seventh, it was assumed that undiagnosed (and, therefore, inappropriately
257 treated) enteric fever cases were twice as likely to require hospitalisation than correctly diagnosed
258 and treated cases, but in the absence of data it was conservatively assumed that correct diagnosis
259 and treatment of enteric fever reduced mortality from 1% to 0.75%. Eighth, to avoid
260 overcomplicating the model structure with all of the possible test result combinations from the
261 multiplex LF-RDT, it was assumed that false positives could only arise from the 'other viral infection'
262 group (e.g., no true dengue cases could produce false positive test results for enteric fever and vice
263 versa). Lastly, the main use-case of the dengue component of the multiplex LF-RDT is to minimise
264 inappropriate referrals to hospital. However, since it cannot predict development of severe dengue

265 (which occurs around the seventh day of illness) and for which treatment is supportive only, we
266 assumed that the intervention would have no mortality impact on dengue true positives and false
267 negatives. Of note, while all patients diagnosed with dengue at the primary care level will be
268 referred to hospital, only 13.6% will ultimately be admitted as some false-positives will be given
269 alternative diagnoses and some true-positives will not be admitted.

270

271 **Sensitivity and scenario analyses**

272

273 Deterministic (one-way) and probabilistic sensitivity analyses were performed. In the former,
274 outcomes were assessed using the lower and upper estimates of each of the model parameters
275 sequentially to assess the effect of uncertainty in individual parameters, displaying these as a
276 tornado plot. For parameters without available confidence intervals and standard deviations to
277 inform the upper and lower bounds, a default variation of 20% of the mean parameter value was
278 assumed.

279

280 In the probabilistic sensitivity analysis, standard assumptions were made regarding the distribution
281 of each parameter (β for individual probabilities and percentages, Dirichlet for multivariate
282 probabilities and percentages, and γ for costs). Parameter values were randomly drawn from their
283 respective distributions in a Monte Carlo simulation, with results from 1,000 model iterations
284 displayed in the form of a scatter plot. Mortality from enteric fever was varied such that
285 undiagnosed enteric fever would always have a value equal to or higher than that of diagnosed and
286 appropriately treated enteric fever. A cost-effectiveness acceptability curve was also constructed to
287 illustrate the how the estimated probability of the cost-effectiveness of the intervention changes at
288 different willingness-to-pay thresholds.

289

290 Four scenario analyses were also performed. In the first, the percentage sensitivities and specificities
291 of each multiplex LF-RDT component were varied in increments of 10% (range 60–90%) with the
292 condition that they totalled 150%, which is the minimum requirement for a test to be clinically
293 useful.³⁵ This was first done singly while retaining the base case performance characteristics of the
294 remaining two components, and then simultaneously for all three components. We ascertained
295 average net monetary benefits per patient tested and threshold cost-effective prices for each of
296 these test performance characteristic combinations to determine the most cost-effective potential
297 combination, in the event the technical difficulties associated with producing such a multiplex assay
298 precluded achievement of the performance characteristics described in the base case. The second
299 assessed the impact future upskilling of primary health workers in clinical diagnosis would have on
300 the cost-effectiveness of the multiplex LF-RDT. For this scenario, we assumed that health workers
301 would be able to formulate syndromic diagnoses based on the criteria used in the observational
302 study and that multiplex LF-RDTs would only be applied to acutely febrile patients with no localizing
303 symptoms, details of which are shown in Table 2, in keeping with the syndromic presentation of the
304 vast majority of enteric fever and dengue cases. In the third, the uncertainty in mortality benefit was
305 evaluated through scenarios in which there was no benefit and a 50% reduction in mortality from
306 enteric fever arising from use of the multiplex LF-RDT, respectively. Finally, the impact of the societal
307 cost of antimicrobial resistance on cost-effectiveness was assessed by excluding this cost from the
308 model.

309

310 This report was prepared in accordance with the Consolidated Health Economic Evaluation
311 Reporting Standards (CHEERS) guideline.³⁹ The completed CHEERS checklist can be found in
312 Supporting Information S2.

Parameter	Cambodia	Bangladesh	Data source(s)
Cost of multiplex LF-RDT, US\$	5 (1–15)		[⁹]
Annual incidence of acute NMFI per 100,000 population presenting to primary healthcare providers	8,262	8,266	Data from observational study described in [²⁰]
Percentage of patients with acute NMFI presenting to primary healthcare providers in the following age groups	2.04	3.81	
(a) Children <5 years	14.8	17.1	
(b) Children 5 – 14 years	83.2	79.1	
(c) Adults			
Mean age of patients with acute NMFI presenting to primary healthcare providers, years	34	28	Data from observational study described in [²⁰]
Annual incidence of enteric fever per 100,000 population	211.5 (181.1–794.1)	641.2 (527.2–779.8)	[²²]
Annual incidence of dengue per 100,000 population	1030 (927–1133)	1644 (1507–1712)	[^{23,24}]
Probability of non- enteric fever bacterial cause for acute febrile illness, %	15.9 (10–20)		[⁴⁰]
Sensitivity of clinical assessment for diagnosing enteric fever, %	50 (40–56.8)		Adapted from [⁴¹], using the point estimates from this study as the upper bounds for the model
Specificity of clinical assessment for diagnosing enteric fever, %	75 (60–87.9)		
Sensitivity of clinical assessment for diagnosing dengue, %	93 (86–96)		[⁴²]
Specificity of clinical assessment for diagnosing dengue, %	31 (18–48)		
Sensitivity of clinical assessment for diagnosing bacterial cause for acute febrile illness, %	70.2 (65–75)		[¹¹]
Specificity of clinical assessment for diagnosing bacterial cause for acute febrile illness, %	56.8 (52–62)		
Sensitivity of enteric fever antigen test in multiplex LF-RDT, %	85 (75–90)		Assumed
Specificity of enteric fever antigen test in multiplex LF-RDT, %	95 (90–98)		
Sensitivity of combined dengue NS1 antigen and IgM test in multiplex LF-RDT, %	85 (75–90)		
Specificity of combined dengue NS1 antigen and IgM test in multiplex LF-RDT, %	95 (90–98)		
Sensitivity of CRP test (cut-off 40 mg/L) in multiplex LF-RDT for diagnosing bacterial cause for acute febrile illness, %	74 (70–77)		[¹¹]
Specificity of CRP test (cut-off 40 mg/L) in multiplex LF-RDT for diagnosing bacterial cause for acute febrile illness, %	84 (81–87)		
Duration of illness for enteric fever, days	14 (7–21)		[⁴³]
Mortality from enteric fever (diagnosed and appropriately treated), %	0.75 (0.6–0.9)		[⁴⁴]
Mortality from enteric fever (undiagnosed), %	1 (0.8–1.2)		[⁴⁴]
Proportion with undiagnosed enteric fever who are hospitalized for severe disease, %	12 (0.8–50)		Assumed
Proportion with diagnosed enteric fever	6 (0.4–25)		[⁴⁵]

who are hospitalized for severe disease, %			
Length of stay of patients hospitalized for severe enteric fever, days	6 (3–9)		
Disability weight for enteric fever not requiring hospitalisation	0.051 (0.032–0.074)		[⁴⁶]
Disability weight for enteric fever requiring hospitalisation	0.133 (0.088–0.190)		
Duration of illness for dengue, days	4.5 (2–7)		[^{47,48}]
Proportion diagnosed with dengue who are hospitalised, %	13.6 (12–15)		[⁴⁹]
Length of stay of patients hospitalized for dengue, days	4.5 (2–7)		[^{47,48}]
Cost of one seven-day course of ciprofloxacin (first-line enteric fever treatment), US\$	0.46 for children <5 years, 0.91 for children 5–14 years, 1.82 for adults	0.46 for children <5 years, 0.91 for children 5–14 years, 1.82 for adults	Based on price per 500 mg tablet from Battambang PHD (personal communication 20 March 2023) for Cambodia, and mean of highest and lowest prices per 500 mg tablet from [⁵⁰] for Bangladesh
Cost of antimicrobial resistance due to one course of ciprofloxacin, US\$	4.65 (3.72–5.58)	7.07 (5.66–8.48)	GDP per capita-adjusted cost of antimicrobial resistance due to one course of ciprofloxacin in Thailand described in [²⁹]
Cost of one five-day course of amoxicillin (empirical antibiotic if bacterial cause suspected for acute febrile illness), US\$	0.90 for children <5 years, 1.80 for children 5–14 years, 3.60 for adults	0.45 for children <5 years, 0.91 for children 5–14 years, 1.82 for adults	Based on price per 250 mg tablet from Battambang PHD (personal communication 20 March 2023) for Cambodia, and mean of highest and lowest prices per 250 mg tablet from [⁵¹] for Bangladesh
Cost of antimicrobial resistance due to one course of amoxicillin, US\$	2.49 (1.99–2.99)	3.79 (3.03–4.55)	GDP per capita-adjusted cost of antimicrobial resistance due to one course of amoxicillin in Thailand described in [²⁹]
Cost of one primary healthcare encounter, US\$	6.89 (5.51–8.27)	2.83 (2.26–3.39)	[^{52,53}]
Cost of one occupied hospital bed-day, US\$	32.39 (28.66–34.29)	22.33 (17.86–26.79)	
Weighted cost of hospitalisation for dengue, US\$	10.36 (8.29–12.43)	5.48 (4.38–6.58)	
Weighted cost of hospitalisation for enteric fever diagnosed in primary care, US\$	18.14 (14.51–21.77)	10.70 (8.56–12.84)	
Weighted cost of hospitalisation for enteric fever not diagnosed in primary care, US\$	29.38 (23.50–35.26)	18.56 (14.85–22.27)	

13

14 **Table 1.** Decision tree model parameters for the main analysis. CRP, C-reactive protein; GDP, gross domestic
15 product; PHD, Provincial Health Department; LF-RDT, lateral flow rapid diagnostic test. Costs were adjusted for
16 inflation and expressed in 2022 US dollars.

Parameter	Cambodia	Bangladesh	Data source(s)
Annual incidence of acute NMFI with no localizing symptoms per 100,000 population presenting to primary healthcare providers	5,259	955	Data from observational study described in [²⁰]
Percentage of annual incidence of acute NMFI with no localizing symptoms per 100,000 population presenting to primary healthcare providers in			
(a) Children <5 years	2.64	3.52	
(b) Children 5 – 14 years	13.1	13.6	
(c) Adults	84.3	82.8	
Mean age of patients with acute NMFI with no localizing symptoms presenting to primary healthcare providers, years	34	28	

17

18 **Table 2.** Data on incidence of non-malarial febrile illness with no localizing symptoms used to parameterize the
19 model in a scenario where the intervention was only used in such patients. The remaining model parameters were
20 those used in the base case analysis (see Table 1). NMFI, non-malarial febrile illness.

321 **RESULTS**

322

323 **Base case analysis**

324

325 In Cambodia, compared to the current standard of care, augmentation of clinical assessment with
326 the novel multiplex LF-RDT nearly tripled the proportion of correct diagnoses from 2,717/8,262
327 (33%) to 7,505/8,262 (91%) annually, leading to 497 (93%) fewer unnecessary hospitalisations for
328 dengue-negatives. It also resulted in 523 (32%) fewer inappropriate antibiotic prescriptions, and 344
329 (13%) fewer antibiotic prescriptions overall. On a per-patient basis, hospitalisation costs were
330 reduced from \$7.93 to \$2.20, costs attributable to antimicrobial resistance from \$1.21 to \$0.81, and
331 total costs from \$9.90 to \$8.82. The number of DALYs averted per patient was 0.0012, resulting in
332 the multiplex LF-RDT being dominant when compared with both lower and higher willingness-to-pay
333 thresholds.

334

335 In contrast, the intervention more than doubled the number of correct diagnoses from 3,468/8,266
336 (42%) to 7,455/8,266 (90%) in Bangladesh, resulting in 548 (36%) fewer inappropriate antibiotic
337 prescriptions, although the overall antibiotic prescription rate was little changed (29.3% with use of
338 the multiplex LF-RDT vs. 30.6% without). There were 404 (93%) fewer unnecessary hospitalisations
339 for dengue-negatives, helping to drive the average hospitalisation cost down from \$4.70 to \$2.11.
340 The magnitude of antimicrobial resistance-related costs averted per patient was similar to that seen
341 Cambodia at \$0.40. In this setting, multiplex LF-RDT usage was associated with a slightly higher
342 number of DALYs averted per patient at 0.0041 at an average total cost of \$1.96, resulting in an ICER
343 of \$482 per DALY averted i.e., slightly higher than the lower willingness-to-pay threshold of \$388 per
344 DALY averted but well below the higher threshold of \$2,687 per DALY averted. At the lower
345 threshold, the threshold price for the multiplex LF-RDT to be cost-effective in Bangladesh was \$4.62
346 per unit. Table 3 compares the key findings of the base-case analysis for Cambodia and Bangladesh.

347

348 An important finding is that the increased ability to diagnose enteric fever correctly with the
349 multiplex LF-RDT also reduced inappropriate empirical prescribing of ciprofloxacin considerably (by
350 70% in Cambodia and 47% in Bangladesh), moving the bulk of inappropriate antibiotic prescribing
351 towards amoxicillin. This is beneficial because ciprofloxacin, with its much broader spectrum of
352 activity compared to amoxicillin, is a bigger driver of antimicrobial resistance and, as such, is
353 associated with a higher societal cost. Additionally, the intervention helps target ciprofloxacin
354 prescriptions towards those in which they are most required i.e., patients with enteric fever.

355

	Cambodia	Bangladesh
Incremental cost per patient, \$	-1.08	1.96
DALYs averted per patient	0.0012	0.0041
Incremental cost per DALY averted, \$	Cost-saving	482
Lower willingness-to-pay threshold (per DALY averted), \$	357	388
Higher willingness-to-pay threshold (per DALY averted), \$	1,765	2,687
Cost-effectiveness of multiplex LF-RDT	Dominant	Not cost-effective at lower willingness to pay threshold but cost-effective at higher threshold

356

357 **Table 3.** Key findings of the base-case analysis for Cambodia and Bangladesh. DALY, disability-
358 adjusted life-year; LF-RDT, lateral flow rapid diagnostic test.

359

360 **Sensitivity analyses**

361

362 As can be seen in the results of the deterministic sensitivity analysis shown in Figure 2, Cambodia
363 and Bangladesh share seven parameters impacting cost-effectiveness, but their relative importance
364 differs greatly between the two countries. The vast majority of these factors do not relate to the
365 multiplex LF-RDT. The effect of varying the unit price had the same impact on net monetary benefit

366 in both countries, and was of primary importance in both countries respect to the cost-effectiveness
367 thresholds. Differences in mortality between diagnosed and appropriately treated enteric fever and
368 undiagnosed enteric fever had a greater impact than cost of healthcare provision in Bangladesh
369 while the converse is true for Cambodia, reflecting the higher incidence of enteric fever in the
370 former.

371

372 The results of the probabilistic sensitivity analysis are shown in Figure 3. < majority of the
373 incremental cost-effect simulation results, as well as the mean result, lie below the x-axis of the
374 scatter plot, indicating that augmenting clinical assessment with the multiplex LF-RDT is likely to be
375 cost-effective, with relatively little uncertainty regarding the number of DALYs averted [Figure 3A(i)].
376 This is reflected in the associated cost-effectiveness acceptability curve which shows that the
377 intervention had a much higher probability of being cost-effective than standard of care at any
378 willingness-to-pay threshold up to \$10,000 per DALY averted [Figure 3A(ii)]. In other words, the
379 probability that the data are consistent with the true cost-effectiveness ratio falling below this
380 threshold is much higher for the intervention than standard of care. The opposite is true in
381 Bangladesh, where the spread of incremental cost-effect pairs is more dispersed i.e., there is higher
382 uncertainty [Figure 3B(i)]. The probability of the intervention being more cost-effective than
383 standard of care in Bangladesh occurred at a willingness-to-pay threshold exceeding \$500 per DALY
384 averted, but the differences in probability of being cost-effective were considerable beyond this
385 threshold [Figure 3B(ii)].

386

387 **Scenario analyses**

388

389 When the sensitivity and specificity of the multiplex LF-RDT components were varied individually
390 and together on the condition that they totalled 150%, increasing specificity of any component at
391 the expense of sensitivity resulted in increasing net monetary benefit per patient tested, thus

392 allowing a higher threshold cost-effective price for the multiplex LF-RDT (Table 4). This was
393 particularly true for CRP, where a slight increase in specificity to 90% from 84% yielded average net
394 monetary benefits greater than those seen in the base case analysis of \$1·49 and -\$0·38 in Cambodia
395 and Bangladesh, respectively. Nevertheless, this was still insufficient to make the multiplex LF-RDT
396 cost-effective in Bangladesh when the more conservative willingness-to-pay threshold was applied.
397 Reducing the sensitivity of the dengue component from 85% to 60% and specificity from 95% to 90%
398 also marginally increased cost-effectiveness in Bangladesh, although again this was insufficient to
399 bring the ICER below the lower willingness-to-pay threshold. Even if all three components had the
400 same sensitivity and specificity values of 60% and 90%, respectively, the multiplex LF-RDT would still
401 be dominant in Cambodia and a little less cost-effective in Bangladesh when compared with the
402 lower willingness-to-pay threshold.

403

404 Using the multiplex LF-RDT only on patients with fever with no localizing symptoms improved cost-
405 effectiveness greatly, with the intervention remaining dominant in Cambodia and below the lower
406 willingness-to-pay threshold in Bangladesh with an ICER of \$145 per DALY averted. Unsurprisingly,
407 increasing the mortality benefit of appropriately diagnosing and treating enteric fever from 0.25% to
408 0.5% also increased cost-effectiveness, with the cost per DALY averted in Bangladesh reduced to
409 \$267, lower than the conservative willingness-to-pay threshold of \$388. This cost was multiplied
410 nearly ten-fold to \$2,417 per DALY averted were there no mortality benefit, which considerably
411 exceeds the lower threshold but remains below the upper per capita GDP-based threshold of
412 \$2,687. In Cambodia, however, multiplex LF-RDT-guided clinical management remained dominant
413 regardless of whether it had an effect on enteric fever mortality, reflecting the findings of the
414 deterministic sensitivity analysis. The dominance of the intervention in Cambodia was also seen
415 when the cost of antimicrobial resistance was excluded from the model, whereas this raised the ICER
416 in Bangladesh from \$482 to \$579 per DALY averted, which is still clearly under the upper willingness-
417 to-pay threshold.

Multiplex LF-RDT component	Sensitivity, %	Specificity, %	Cambodia		Bangladesh	
			Average net monetary benefit*, US\$	Threshold cost-effective price, US\$	Average net monetary benefit*, US\$	Threshold cost-effective price, US\$
Enteric fever diagnostic test	90	60	-1.40	3.60	-2.23	2.77
	80	70	-0.70	4.30	-2.11	2.89
	70	80	0.01	5.01	-1.99	3.01
	60	90	0.72	5.72	-1.87	3.13
Dengue diagnostic test	90	60	-0.85	4.15	-1.34	3.66
	80	70	-0.07	4.93	-0.97	4.03
	70	80	0.71	5.71	-0.60	4.40
	60	90	1.49	6.49	-0.24	4.76
CRP test	90	60	0.48	5.48	-1.18	3.82
	80	70	0.93	5.93	-0.82	4.18
	70	80	1.39	6.39	-0.45	4.55
	60	90	1.84	6.84	-0.09	4.91
All components	90	60	-4.09	0.91	-3.49	1.51
	80	70	-2.54	2.46	-2.93	2.07
	70	80	-0.83	4.17	-2.25	2.75
	60	90	1.04	6.04	-1.44	3.56

418

419 **Table 4.** Effect of varying sensitivity and specificity for each multiplex LF-RDT component singly while maintaining the test performance of the remaining
420 two as per the base case, and simultaneously for all components. The base case average net monetary benefits were \$1.49 and -\$0.38 in Cambodia and
421 Bangladesh, respectively. CRP, C-reactive protein; LF-RDT, lateral flow rapid diagnostic test. Costs were adjusted for inflation and expressed in 2022 US
422 dollars. *The average net monetary benefit was calculated based on a multiplex LF-RDT price of \$5 per unit.

423 **DISCUSSION**

424

425 The main finding from this study is that a putative multiplex LF-RDT using capillary blood as the test
426 substrate with the ability to diagnose enteric fever and dengue, and measure CRP to distinguish
427 between other viral and non-viral causes of acute fever would be dominant in Cambodia. In
428 Bangladesh, the multiplex LF-RDT would be considered cost-effective with respect to the widely
429 used per capita GDP willingness-to-pay threshold, but not with respect to the more conservative
430 opportunity cost-based threshold. This is borne out by the results of the probabilistic sensitivity
431 analyses. Despite the number of DALYs averted through the use of the multiplex LF-RDT in
432 Bangladesh being more than triple that in Cambodia, as reflected by higher disease incidences in the
433 former, cost-savings were fewer due to the lower societal cost of antimicrobial resistance and lower
434 cost of healthcare provision in both hospital and primary care settings. As a result, the average net
435 monetary benefit per patient tested of more judicious antibiotic prescribing, avoiding hospital
436 admission in those testing negative for dengue, and more accurate diagnosis and management of
437 enteric fever were unable to exceed the average total cost, 55% of which comprised the \$5 price of a
438 multiplex LF-RDT. However, it should be noted that the estimates of the cost-effectiveness of the
439 multiplex LF-RDT produced in this analysis were conservative. For one, only a modest health benefit
440 from improved diagnosis was incorporated in the model i.e., reduced hospitalisations and mortality
441 from enteric fever, with no other mortality or morbidity benefit included for improved diagnosis and
442 treatment of dengue and other bacterial or viral infections. Given the low levels of incremental
443 costs, even further small increases in the estimated incremental DALYs averted would increase the
444 cost-effectiveness of the multiplex LF-RDT substantially, as can be seen in Bangladesh where a
445 reduction of enteric fever mortality in the intervention arm of the model from the base case figure
446 of 0.75% to 0.5% drove the cost per DALY averted considerably under the conservative opportunity-
447 cost based willingness-to-pay threshold.

448

449 A key strength of this study is the use of data from the largest study on the epidemiology of acute
450 febrile illness in rural South and Southeast Asia,²⁰ combined with other country- or region-specific
451 data, to parameterize the model. Furthermore, the model factors in the societal cost of antimicrobial
452 resistance, as it is crucial for policymakers that this cost is accounted for when evaluating the cost-
453 effectiveness of interventions which have the potential to improve antimicrobial stewardship,
454 notwithstanding the methodological challenges. This is especially true for South and Southeast Asian
455 countries where antimicrobial resistance is an urgent public health issue,⁵⁴ and where simple, low-
456 cost interventions such as this multiplex LF-RDT may be considered for integration into national or
457 sub-national strategic plans targeting antimicrobial resistance. We have shown its potential to shift
458 the burden of inappropriate prescribing from the high societal-cost antibiotic ciprofloxacin to the
459 relatively lower societal-cost amoxicillin, despite only modest reductions in overall antibiotic
460 prescription rates.

461

462 Nonetheless, this study has several limitations. First, the data on which costs of healthcare provision
463 in Bangladesh are based are not contemporary and, thus, may be much higher than estimated,
464 especially given advances at the secondary care level. Were this to be the case, then the multiplex
465 LF-RDT would tend towards being cost-effective in Bangladesh, since hospitalisation costs comprise
466 the bulk of the total costs there. Second, due to an absence of robust data it was assumed that
467 augmenting clinical assessment with the multiplex LF-RDT resulted in only a very small absolute
468 reduction in mortality from enteric fever and no other mortality or morbidity difference between
469 the two arms of the model, but it is conceivable that earlier diagnosis and better directed therapy
470 for other bacterial infections would reduce complications including mortality. In both settings, this
471 would increase the number of DALYs averted, again predisposing the intervention towards cost-
472 effectiveness, an effect which would be of more importance in Bangladesh. A more complex model
473 which extends the one-year time horizon and captures transitions between health states may give
474 more detailed results than our conservative estimates. Third, no official willingness-to-pay

475 thresholds set by policymakers against which the cost-effectiveness of the multiplex LF-RDT could be
476 benchmarked were available; additionally, it should be recognized that there is an element of
477 subjectivity and different approaches to threshold-setting. Lastly, the model was developed based
478 on 12 months' worth of epidemiological data. Thus, while inter-year seasonal variation in acute
479 NMFI incidence was accounted for, it was not possible for inter-year variation to be similarly
480 considered.

481

482 In previous work, we have established the urgency of the need for such a multiplex LF-RDT in rural
483 South and Southeast Asia.¹⁰ However, no evaluation of its potential cost-effectiveness has been
484 conducted, much less at a country level. The principal contribution of our findings, therefore, is that
485 they provide guidance for researchers and industry partners working on diagnostics for use in LMICs
486 in terms of performance characteristic and pricing targets, as well as providing policymakers with a
487 baseline economic viewpoint on which to make decisions concerning such tests in future. For
488 example, the price of the multiplex LF-RDT could be set higher in high-income countries, should it be
489 marketed there, in order to lower the price in LMICs, thus ensuring cost-effectiveness in as many
490 countries as possible.

491

492 Our results bolster the limited evidence provided by other cost-effectiveness analyses in South and
493 Southeast Asian primary care settings of LF-RDTs which singularly test for enteric fever, dengue, and
494 CRP (or other host biomarker associated with bacterial infection). In two modelling studies set in
495 rural Laos, the pathogen-agnostic nature of CRP was likely to be highly cost-effective despite
496 heterogeneity in the causes of NMFI. This was true when an antibiotic prescribing threshold of 40
497 mg/L, similar to that used in this study, was applied, and also when a more liberal threshold of 20
498 mg/L was used.^{25,27} In one of these studies, a dengue LF-RDT with both sensitivity and specificity of
499 95% was dominant.²⁵ Another modelling study of a commercially-available typhoid IgM LF-RDT in
500 Cambodian children with suspected enteric fever did not find it to be cost-effective, but used an

501 intermediate outcome measure (additional treatment success), rather than DALY averted.
502 Moreover, the sensitivity of this test was only 59%, as opposed to 85% in this study.²⁶ There are even
503 fewer studies pertaining to South Asia, but a modelling study of CRP-guided antibiotic prescription in
504 Afghan primary care facilities showed it to be highly cost-effective with an incremental cost of \$14
505 per additional correctly treated case, even with a very low cut-off of 10 mg/L.²⁸ Notably, the costs of
506 the tests used in these studies were all <\$5. Considering the results of our study in the light of these
507 others, the multiplex LF-RDT would likely be cost-effective in at least several other South and
508 Southeast Asian countries, especially given the high prevalences of enteric fever and dengue in the
509 region. For instance, a shift from diagnosing dengue clinically, which prioritises sensitivity, to
510 diagnosis via the multiplex LF-RDT, which prioritises specificity, would prevent over-referral to
511 hospital which would reduce secondary care costs and ensure capacity during periods of high
512 demand, such as dengue outbreaks.

513

514 Furthermore, in view of the likely constraint on sensitivity imposed by small substrate volumes, we
515 have determined through the first scenario analysis the components of the multiplex LF-RDT which
516 could preferentially have their sensitivities reduced while optimising cost-effectiveness i.e., dengue
517 and CRP tests. We have also identified several key areas for future study in order to improve the
518 informativeness of the analysis for policymaking, one of which is contemporaneous quantification of
519 healthcare provision costs in Bangladesh. In addition, since it is unlikely that this multiplex LF-RDT
520 will be developed and rolled out at scale in the very near future, the results of the second scenario
521 analysis indicate that upskilling rural primary health workers in Cambodia and Bangladesh in
522 formulating syndromic diagnoses in the interim will be beneficial. This is because not only will the
523 total spend on test kits be reduced, but cost-effectiveness will also be increased if they were only
524 used for patients with fever but no localizing symptoms; however, primary health workers first need
525 to be trained to identify this subset of patients. This finding may also be applicable to other
526 countries in South and Southeast Asia with similar acute febrile illness epidemiology and health

527 system developmental status. Context-specific evaluations of the key drivers of cost-effectiveness
528 identified in this study will further aid assessment of the generalizability of the cost-effectiveness of
529 this multiplex LF-RDT to other countries, as will consideration of other contextual factors such as
530 healthcare worker adherence to test-guided clinical management when the multiplex LF-RDT has
531 been developed.

532

533 **CONCLUSION**

534

535 Our conservative model-based cost-effectiveness analysis of a multiplex LF-RDT to aid diagnosis and
536 management of patients with NMFI has shown the potential for this intervention to be cost-effective
537 under the right context-specific conditions. This should provide much-needed impetus from an
538 economic perspective for the development of this multiplex LF-RDT, encourage further studies to
539 determine the optimal configuration of conditions in South and Southeast Asian countries where it
540 may potentially be used, and, where possible, guide adjustment of these e.g., country-specific unit
541 prices to ensure cost-effectiveness.

542

543 **ACKNOWLEDGEMENTS**

544

545 We thank Action for Health and Development (AHEAD) and the Battambang Provincial Health
546 Department for providing data on antibiotic costs in Cambodia.

547 **DECLARATIONS**

548

549 **Ethics approval**

550

551 Ethical approval was obtained from the University of Oxford Tropical Research Ethics Committee
552 (OxTREC/543-20), the Cambodian National Ethics Committee for Health Research (125/NECHR), and
553 the Bangladesh Medical Research Council Ethics Committee (BMRC/NREC/2019-2022/133).

554

555 **Competing interests**

556

557 The authors declare no competing interests.

558

559 **Data availability**

560

561 All data relevant to the study are included in the article or uploaded as supplementary information.

562

563 **Funding**

564

565 This research was funded in whole, or in part, by the Wellcome Trust [215604/Z/19/Z]. RC was also
566 funded by the UK Government through a Commonwealth Scholarship, the Royal Australasian College
567 of Physicians through the Bushell Travelling Fellowship in Medicine or the Allied Sciences, and the
568 Rotary Foundation through a Global Grant Scholarship.

569

570 The funders had no role in study design, data collection, data analysis, data interpretation, or writing
571 of the manuscript. All authors had full access to the data and had final responsibility for the decision
572 to submit the manuscript for publication. For the purpose of open access, the authors have applied a

573 CC BY public copyright licence to any Author Accepted Manuscript version arising from this
574 submission.

REFERENCES

1. Shrestha P, Dahal P, Ogbonaa-Njoku C, et al. Non-malarial febrile illness: a systematic review of published aetiological studies and case reports from Southern Asia and South-eastern Asia, 1980–2015. *BMC Med* 2020; **18**: 299.
2. International Labour Organization. Global evidence on inequities in rural health protection: new data on rural deficits in health coverage for 174 countries. Geneva, Switzerland: International Labour Organization, 2015.
3. World Health Organization. World malaria report 2022. Geneva, Switzerland: World Health Organization, 2022.
4. World Health Organization. WHO informal consultation on fever management in peripheral health care settings: a global review of evidence and practice. Geneva, Switzerland: World Health Organization, 2013.
5. Chappuis F, Alriol E, d'Acremont V, Bottieau E, Yansouni CP. Rapid diagnostic tests for non-malarial febrile illness in the tropics. *Clin Microbiol Infect* 2013; **19**(5): 422-31.
6. Capeding MR, Chua MN, Hadinegoro SR, et al. Dengue and other common causes of acute febrile illness in Asia: an active surveillance study in children. *PLoS Negl Trop Dis* 2013; **7**(7): e2331.
7. Miller E, Sikes HD. Addressing Barriers to the Development and Adoption of Rapid Diagnostic Tests in Global Health. *Nanobiomedicine (Rij)* 2015; **2**: 6.
8. Phommason K, Sengvilaipaseuth O, de Lamballerie X, et al. Temperature and the field stability of a dengue rapid diagnostic test in the tropics. *Am J Trop Med Hyg* 2015; **93**(1): 33-9.
9. Médecins San Frontières, Foundation for Innovative New Diagnostics, World Health Organization. Target product profile (TPP) for a semi-open multiplex multi-analyte diagnostic platform. Geneva, Switzerland: World Health Organization, 2018.
10. Chew R, Lohavittayavikant S, Mayer M, Day NPJ, Lubell Y. Perceptions and priorities for the development of multiplex rapid diagnostic tests for acute non-malarial fever in rural South and Southeast Asia: An international modified e-Delphi survey. *PLoS Negl Trop Dis* 2022; **16**(11): e0010685.
11. Otten T, de Mast Q, Koeneman B, Althaus T, Lubell Y, van der Ven A. Value of C-reactive protein in differentiating viral from bacterial aetiologies in patients with non-malaria acute undifferentiated fever in tropical areas: a meta-analysis and individual patient data study. *Trans R Soc Trop Med Hyg* 2021; **115**(10): 1130-43.
12. World Bank. Cambodia. 2021. <https://data.worldbank.org/country/KH> (accessed 2023 May 15).
13. World Bank. Rural population (% of total population) - Cambodia. 2021. <https://data.worldbank.org/indicator/SP.RUR.TOTL.ZS?locations=KH> (accessed 2023 May 15).
14. World Bank. Bangladesh. 2021. <https://data.worldbank.org/country/bangladesh?view=chart> (accessed 2023 May 15).
15. World Bank. Rural population - Bangladesh. 2021. <https://data.worldbank.org/indicator/SP.RUR.TOTL?end=2021&locations=BD&start=2021&view=bar> (accessed 2023 May 15).
16. World Bank. Population ages 0-14 (% of total population) - Cambodia. 2021. <https://data.worldbank.org/indicator/SP.POP.0014.TO.ZS?locations=KH&view=chart> (accessed 2023 May 15).
17. World Bank. Population ages 0-14 (% of total population) - Bangladesh. 2021. <https://data.worldbank.org/indicator/SP.POP.0014.TO.ZS?locations=BD&view=chart> (accessed 2023 May 15).
18. Asia Pacific Observatory on Public Health Systems and Policies. The Kingdom of Cambodia health system review. Geneva, Switzerland: World Health Organization, 2015.

19. Asia Pacific Observatory on Public Health Systems and Policies. Bangladesh Health System Review. Geneva, Switzerland: World Health Organization, 2015.
20. Chandna A, Chew R, Shwe Nwe Htun N, et al. Defining the burden of febrile illness in rural South and Southeast Asia: an open letter to announce the launch of the Rural Febrile Illness project. *Wellcome Open Res* 2022; **6**(64).
21. Chandna A, Aderie EM, Ahmad R, et al. Prediction of disease severity in young children presenting with acute febrile illness in resource-limited settings: a protocol for a prospective observational study. *BMJ Open* 2021; **11**(1): e045826.
22. GBD 2017 Typhoid and Paratyphoid Collaborators. The global burden of typhoid and paratyphoid fevers: a systematic analysis for the Global Burden of Disease Study 2017. *Lancet Infect Dis* 2019; **19**(4): 369-81.
23. Cambodian Ministry of Health. Standard Operating Procedures of the National Dengue's Sentinel Surveillance System, National Dengue Control Program. Phnom Penh, Cambodia: Cambodian Ministry of Health, 2010.
24. Salje H, Paul KK, Paul R, et al. Nationally-representative serostudy of dengue in Bangladesh allows generalizable disease burden estimates. *Elife* 2019; **8**: e42869.
25. Lubell Y, Althaus T, Blacksell SD, et al. Modelling the Impact and Cost-Effectiveness of Biomarker Tests as Compared with Pathogen-Specific Diagnostics in the Management of Undifferentiated Fever in Remote Tropical Settings. *PLoS One* 2016; **11**(3): e0152420.
26. Saito MK, Parry CM, S Y. Modelling the cost-effectiveness of a rapid diagnostic test (IgMFA) for uncomplicated typhoid fever in Cambodia. *PLoS Negl Trop Dis* 2018; **12**(11): e0006961.
27. Chandna A, White LJ, Pongvongsa T, et al. Accounting for aetiology: can regional surveillance data alongside host biomarker-guided antibiotic therapy improve treatment of febrile illness in remote settings? . *Wellcome Open Res* 2019; **4**: 1.
28. Dickinson S, Yi Chong H, Leslie T, Rowland M, Schultz Hansen K, Boyers D. Cost-effectiveness of point-of-care C-Reactive Protein test compared to current clinical practice as an intervention to improve antibiotic prescription in malaria-negative patients in Afghanistan. *PLoS One* 2021; **16**(11): e0258299.
29. Shrestha P, Cooper BS, Coast J, et al. Enumerating the economic cost of antimicrobial resistance per antibiotic consumed to inform the evaluation of interventions affecting their use. *Antimicrob Resist Infect Control* 2018; **7**: 98.
30. Murray CJL, Ezzati M, Flaxman AD, et al. GBD 2010: design, definitions, and metrics. *Lancet* 2012; **380**: 2063-66.
31. Woods B, Revill P, Sculpher M, Claxton K. Country-Level Cost-Effectiveness Thresholds: Initial Estimates and the Need for Further Research. *Value Health* 2016; **19**(8): 929-35.
32. Daroudi R, Akbari Sari A, Nahvijou A, Faramarzi A. Cost per DALY averted in low, middle- and high-income countries: evidence from the global burden of disease study to estimate the cost-effectiveness thresholds. *Cost Eff Resour Alloc* 2021; **19**(1): 7.
33. CEIC Data. Cambodia GDP per Capita, 1993 - 2022. 2023. <https://www.ceicdata.com/en/indicator/cambodia/gdp-per-capita> (accessed 2023 May 30).
34. CEIC Data. Bangladesh GDP per Capita, 1960 - 2022. 2023. <https://www.ceicdata.com/en/indicator/bangladesh/gdp-per-capita> (accessed 2023 May 30).
35. Power M, Fell G, Wright M. Principles for high-quality, high-value testing. *Evid Based Med* 2013; **18**(1): 5-10.
36. Anfossi L, Di Nardo F, Cavalera S, Giovannoli C, Baggiani C. Multiplex Lateral Flow Immunoassay: An Overview of Strategies towards High-throughput Point-of-Need Testing. *Biosensors (Basel)* 2018; **9**(1): 2.
37. San Miguel L, Hulstaert F. The importance of test accuracy in economic evaluations of companion diagnostics. *J Comp Eff Res* 2015; **4**(6): 569-77.

38. Akram J, Khan AS, Khan HA, et al. Extensively Drug-Resistant (XDR) Typhoid: Evolution, Prevention, and Its Management. *Biomed Res Int* 2020; **2020**: 6432580.
39. Husereau D, Drummond M, Petrou S, et al. Consolidated Health Economic Evaluation Reporting Standards (CHEERS) statement. *Eur J Health Econ* 2013; **14**: 367–72.
40. Althaus T, Thaipadungpanit J, Greer RC, et al. Causes of fever in primary care in Southeast Asia and the performance of C-reactive protein in discriminating bacterial from viral pathogens. *Int J Infect Dis* 2020; **96**: 334-42.
41. Moore CE, Pan-Ngum W, Wijedoru LPM, et al. Evaluation of the diagnostic accuracy of a typhoid IgM flow assay for the diagnosis of typhoid fever in Cambodian children using a Bayesian latent class model assuming an imperfect gold standard. *Am J Trop Med Hyg* 2014; **90**(1): 114-20.
42. Raafat N, Loganathan S, Mukaka M, Blacksell SD, Maude RJ. Diagnostic accuracy of the WHO clinical definitions for dengue and implications for surveillance: A systematic review and meta-analysis. *PLoS Negl Trop Dis* 2021; **15**(4): e0009359.
43. US Centers for Disease Control and Prevention. Typhoid Fever and Paratyphoid Fever: Information for Healthcare Professionals. 2023. <https://www.cdc.gov/typhoid-fever/health-professional.html> (accessed 2023 May 19).
44. Mogasale V, Maskery B, Ochiai RL, et al. Burden of typhoid fever in low-income and middle-income countries: a systematic, literature-based update with risk-factor adjustment. *Lancet Glob Health* 2014; **2**(10): e570-80.
45. Bilcke J, Antillón M, Pieters Z, et al. Cost-effectiveness of routine and campaign use of typhoid Vi-conjugate vaccine in Gavi-eligible countries: a modelling study. *Lancet Infect Dis* 2019; **19**(7): 728-39.
46. Institute for Health Metrics and Evaluation. Global Burden of Disease 2019 Disability Weights. Seattle, USA: University of Washington, 2020.
47. Khalil MA, Tan J, Khalil MA, Awan S, Rangasami M. Predictors of hospital stay and mortality in dengue virus infection-experience from Aga Khan University Hospital Pakistan. *BMC Res Notes* 2014; **7**: 473.
48. Mallhi TH, Khan AH, Sarrieff A, Adnan AS, Khan YH. Determinants of mortality and prolonged hospital stay among dengue patients attending tertiary care hospital: a cross-sectional retrospective analysis. *BMJ Open* 2017; **7**(7): e016805.
49. Vong S, Khieu V, Glass O, et al. Dengue incidence in urban and rural Cambodia: results from population-based active fever surveillance, 2006-2008. *PLoS Negl Trop Dis* 2010; **4**(11): e903.
50. MedEx. Ciprofloxacin: List of Available Brand Names with Prices in Bangladesh. 2023. <https://medex.com.bd/generics/263/ciprofloxacin/brand-names> (accessed 2023 Apr 24).
51. MedEx. Amoxicillin Trihydrate: List of Available Brand Names with Prices in Bangladesh. 2023. <https://medex.com.bd/generics/69/amoxicillin-trihydrate/brand-names> (accessed 2023 Apr 24).
52. Jacobs B, Hui K, Lo V, Thiede M, Appelt B, Flessa S. Costing for universal health coverage: insight into essential economic data from three provinces in Cambodia. *Health Econ Rev* 2019; **9**(1): 29.
53. Rannan-Eliya RP, Somanathan A. Bangladesh Health Facility Efficiency Study Report: Health Policy Programme Occasional Paper 12. . Colombo, Sri Lanka: Institute of Policy Studies, 1999.
54. Bhatia R, Narain JP. The growing challenge of antimicrobial resistance in the South-East Asia Region--are we losing the battle? *Indian J Med Res* 2010; **132**(5): 482-6.

FIGURE LEGENDS

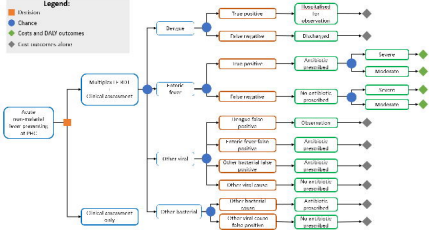
Figure 1. Decision tree model structure. The chance nodes arising from the ‘Clinical assessment only’ internal node are similar to those arising from the ‘Multiplex LF-RDT + Clinical assessment’ internal node. Parameters are shown in Table 1. LF-RDT, lateral flow rapid diagnostic test; PHC, primary health centre.

Figure 2. Tornado plots for (A) Cambodia and (B) Bangladesh showing the ten most important parameters affecting cost-effectiveness in each country. AMR, antimicrobial resistance; LF-RDT, lateral flow rapid diagnostic test.

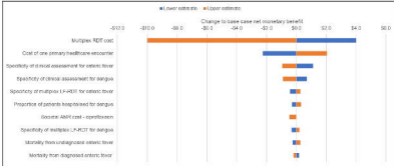
Figure 3. (i) Scatter plots of incremental cost-effect pairs for augmentation of clinical assessment with the multiplex LF-RDT obtained from 1,000 Monte Carlo model simulations randomly drawing parameter values from their respective distributions for (A) Cambodia and (B) Bangladesh. Standard assumptions were made regarding the distribution of each parameter (β for individual probabilities and percentages, Dirichlet for multivariate probabilities and percentages, and γ for costs). The conservative opportunity cost-based willingness-to-pay thresholds of \$357 and \$388 per DALY averted in Cambodia and Bangladesh, respectively were used. (ii) Cost-effectiveness acceptability curves for (A) Cambodia and (B) Bangladesh showing how the estimated probability of the cost-effectiveness of clinical assessment augmented by the multiplex LF-RDT vs. clinical assessment alone changes at different willingness-to-pay thresholds. DALY, disability-adjusted life-year; LF-RDT, lateral flow rapid diagnostic test; USD, US\$ at 2022 values.

Legend:

- Decision
- Chance
- Costs and QALY outcomes
- Cost outcomes alone

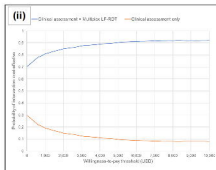
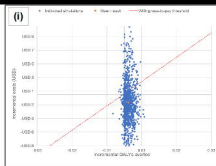


A



B



A**B**