

Upadacitinib and Cardiovascular Adverse Events in Rheumatoid Arthritis: A Systematic Review and Meta-Analysis

Fatemeh Omid¹, Parisa Delkash^{2*}, Tala Sarmastzadeh³, and Mohammad Javad Nasiri^{3*}

¹Department of Cardiology, Imam Hossein Hospital, Shahid Beheshti University of Medical Sciences, Tehran, Iran
²Department of Rheumatology, Imam Hossein Hospital, Shahid Beheshti University of Medical Sciences, Tehran, Iran
³School of Medicine, Shahid Beheshti University of Medical Sciences, Tehran, Iran

*Correspondence

Parisa Delkash, MD
parisa.delkash@gmail.com

Mohammad Javad Nasiri, PhD, MPH
mj.nasiri@hotmail.com

Abstract

Background: The safety of Upadacitinib, a Janus kinase inhibitor, in the context of rheumatoid arthritis management has raised concerns regarding potential cardiovascular adverse events, but the evidence remains inconclusive.

Methods: Our study involved a systematic search for articles conducted up to October 1, 2023, encompassing databases such as PubMed/Medline, Embase, and Cochrane CENTRAL. We employed meta-analysis to calculate pooled odds ratios (OR) and their 95% confidence intervals (CI). We assessed potential publication bias through the application of Begg's and Egger's tests.

Results: Six studies involving 4202 patients were included. The analysis of the 15 mg dosage revealed a pooled OR of 1.20 (95% CI: 0.3-4.3), indicating a small increase in cardiovascular adverse event likelihood without statistical significance. The 30 mg dosage analysis yielded a combined OR of 2.37 (95% CI: 0.6-9.1), suggesting a potential risk increase but lacking statistical significance. Begg's and Egger's tests indicated no publication bias.

Conclusion: While there is a suggestion of elevated cardiovascular risk, especially with the 30 mg dosage, the absence of statistical significance and wide confidence intervals underscore the need for cautious interpretation. Individualized treatment decisions, vigilant monitoring, and further research are essential to optimize patient care and deepen our understanding of Upadacitinib's safety profile.

Keywords: Upadacitinib, Janus kinase inhibitor, cardiovascular adverse events, rheumatoid arthritis, meta-analysis

Introduction:

Rheumatoid arthritis is a chronic autoimmune disease characterized by joint inflammation, and pain [1]. This condition, if left uncontrolled, can lead to joint damage, disability, reduced quality of life, and potentially, cardiovascular and other associated complications [1-3]. The global incidence of rheumatoid arthritis remains relatively stable at approximately 0.5% to 1.0%, with a higher prevalence among women and the elderly [4, 5]. As the treatment landscape for rheumatoid arthritis evolves, the introduction of Janus kinase inhibitors, such as Upadacitinib, has promised enhanced symptom management and improved quality of life for patients [6-8]. Nevertheless, the emergence of cardiovascular adverse events as a potential side effect of JAK inhibitors has raised crucial questions about their overall safety profile [9-13]. Indeed, while some studies have examined the safety profile of Upadacitinib, there is a recognized need for a comprehensive and up-to-date investigation [14-16]. In response to these concerns, we present a robust systematic review and meta-analysis that rigorously examines the relationship between Upadacitinib use and cardiovascular adverse events in patients diagnosed with RA.

Methods:

The present study was performed and reported following the PRISMA guideline (Pending ID: 475681) [17].

Search strategy

Medical databases including PubMed/Medline, EMBASE, and Cochrane CENTRAL were searched for relevant studies published up to October 20, 2023. Only RCT written in English were selected. We used the following combinations of the MeSH terms and keywords: Janus Kinase Inhibitors, Upadacitinib, and

rheumatoid arthritis. Backward and forward citations were searched in selected studies to identify further relevant publications.

Study Selection

The data collected from various sources were consolidated, and any redundant entries were eliminated through the utilization of EndNote X8. Each record was independently screened by two reviewers (M.N or T.S) for eligibility criteria and excluded unrelated studies based on title/abstract, followed by full text. In case of a discrepancy between the two reviewers, the lead investigator assessed the record. Eligible studies met the following criteria:

The inclusion criteria were:

Study design: randomized controlled trials (RCTs)

Patients: With a clinical diagnosis or symptoms based on the American College of Rheumatology (ACR) Guideline.

Interventions: Upadacitinib

Comparisons: Placebo

Outcomes: Cardiovascular events

Conference abstracts, editorials, reviews, expert opinions, duplicate studies, study protocols, case reports, and case series were excluded.

Data extraction

Two reviewers (M.N or MR) designed a data extraction form and extracted data from all included studies. The data of each record were extracted by two reviews and differences were resolved with consensus. The following data were extracted: first author names; year of publication; study design; mean age; follow up; number of participants; interventions; control, and outcomes.

Quality assessment

The quality of each study was assessed by two reviewers (M.N, T.S) and a third reviewer was involved to resolve any inconsistencies. Items such as study

population, sampling, methods of identification and measure of the condition, and statistical analysis were evaluated by using the Cochrane bias assessment tool.

Data analysis

We conducted statistical analyses using Comprehensive Meta-Analysis software, version 3.0, developed by Biostat Inc., located in Englewood, NJ, USA. Pooled odds ratios (OR) were calculated, along with their corresponding 95% confidence intervals (CIs), employing random-effects models in conjunction with the Mantel-Haenszel statistical approach. To gauge between-study heterogeneity, we employed Cochran's Q test and the I² statistic. We assessed potential publication bias by employing Begg's and Egger's tests, with a significance threshold of $P < 0.05$ indicating the presence of statistically significant publication bias.

Result:

From our initial database searches, we identified a total of 2140 citations. Following a screening process that involved assessing titles and abstracts, we retrieved full-paper copies for 49 citations that appeared to be potentially suitable for inclusion in our review. Subsequently, we excluded 43 full-text studies, as delineated in Figure 1. Ultimately, we incorporated the remaining 6 RCTs comprising 4202 participants into our analysis, as they met the established minimum criteria for inclusion [18-23].

Study characteristics

Table 1 provides an overview of study characteristics, including details about the study setting, design, participant count, average age, applied criteria, and follow-up duration. Six randomized controlled trials investigated the effectiveness of upadacitinib as a treatment for rheumatoid arthritis. These trials generally had a duration of 12 to 24 weeks, with sample sizes ranging from around 200 to 650 patients. The mean age of patients across the studies was typically in the range of 50 to 55 years. In each study, patients with rheumatoid arthritis were divided into

groups receiving upadacitinib and placebo as a control. The criteria for assessing rheumatoid arthritis in these studies were based on the American College of Rheumatology (ACR) guidelines.

Risk of bias assessment

As outlined in Table 2, our risk of bias assessment indicated that the included studies generally demonstrated a low risk of bias across the critical domains. These domains encompass critical criteria, such as randomization procedures, blinding of both participants and assessors, the completeness of outcome data, selective reporting, and potential sources of bias.

Cardiovascular Adverse Events with upadacitinib 15 mg

The occurrence of cardiovascular adverse events resulting from the use of 15 milligrams of upadacitinib was investigated in six studies. The pooled OR was found to be 1.20 (CI 95%: 0.3-4.3, I2: 0.00). This odds ratio suggests a relatively small increase in the likelihood of experiencing cardiovascular adverse events in the upadacitinib group compared to the control group. However, the odds ratio was not statistically significant and do not provide strong evidence to conclude that the use of upadacitinib significantly increases the risk of cardiovascular adverse events (Figure 2). Based on the results of the Begg's and Egger's tests, there was no indication of publication bias ($p > 0.05$).

Cardiovascular Adverse Events with upadacitinib 30 mg

The investigation into cardiovascular adverse events associated with the use of 30 milligrams of upadacitinib encompassed five studies. The analysis yielded a combined OR of 2.37, with a 95% CI ranging from 0.6 to 9.1. The low I2 statistic value (I2: 0.00) indicates minimal variability among the studies. While the point estimate suggests a potential increase in the risk of cardiovascular adverse events in the upadacitinib group, the broad confidence interval prevents this estimate from

being statistically significant (Figure 3). Furthermore, the results from both Begg's and Egger's tests indicated an absence of publication bias ($p>0.05$).

Discussion

Assessing cardiovascular adverse events linked to two distinct dosages of Upadacitinib, offers valuable insights regarding the safety profile of this medication within the context of rheumatoid arthritis management. Also, the observed estimate suggests a relatively modest increase in the likelihood of experiencing cardiovascular adverse events in the Upadacitinib groups, however, our findings do not provide robust evidence to conclude that the use of Upadacitinib significantly elevates the risk of cardiovascular adverse events.

Clinical Implications

The results derived from our systematic review and meta-analysis offer important insights for clinicians, researchers, and healthcare policymakers in the context of managing rheumatoid arthritis with Upadacitinib.

Individualized Treatment Decisions: Clinicians should consider these findings when making individualized treatment decisions for rheumatoid arthritis patients [24-26]. While Upadacitinib offers therapeutic benefits in managing rheumatoid arthritis symptoms, the potential for cardiovascular adverse events should be weighed against these benefits. Patient-specific factors, including existing cardiovascular risk factors, should be carefully assessed when prescribing Upadacitinib.

Regular Cardiovascular Monitoring: Patients on Upadacitinib therapy, especially those receiving the 30 mg dosage, should undergo regular cardiovascular monitoring. This includes assessing cardiovascular risk factors, conducting electrocardiogram, and tracking blood pressure and lipid profiles [27-

30]. Early detection and intervention can help mitigate potential cardiovascular risks.

Alternative Treatment Options: In cases where the potential cardiovascular risks associated with Upadacitinib are a concern, clinicians may consider alternative treatment options for rheumatoid arthritis management. The choice of therapy should be tailored to the individual patient's needs and risk profile.

Strength and limitation

Strengths

Comprehensive Analysis: Our study includes a comprehensive analysis of a substantial number of studies, encompassing a significant sample size. This provides a robust overview of the safety profile of Upadacitinib in patients with rheumatoid arthritis.

Assessment of Multiple Dosages: We assess the safety of two different dosages of Upadacitinib, 15 mg, and 30 mg. This approach enables a nuanced understanding of potential dose-dependent effects on cardiovascular adverse events.

Limitations

Wide Confidence Intervals: The wide confidence intervals observed in our analysis indicate a degree of uncertainty around the point estimates. This uncertainty may be due to variations in study populations, designs, and other factors.

Lack of Long-Term Data: Many of the studies included in our analysis are relatively short in duration. Long-term data on the safety of Upadacitinib, especially with extended use, are limited.

Potential Confounders: Our analysis is based on available data from the included studies. We cannot account for potential confounding variables that may influence

cardiovascular adverse events, such as individual patient characteristics and concomitant medications.

In conclusion, our systematic review and meta-analysis offer insights into the safety of Upadacitinib in rheumatoid arthritis management. While our findings suggest a potential increase in cardiovascular adverse events, particularly with the 30 mg dosage, the lack of statistical significance and wide confidence intervals underscore the need for cautious interpretation. These results align with concerns about Janus kinase inhibitors' safety, emphasizing the importance of individualized treatment decisions, vigilant monitoring, and shared decision-making with patients. Further research, robust clinical trials, and real-world evidence are necessary to deepen our understanding of Upadacitinib's safety profile.

Author contribution:

All authors contributed to the final manuscript.

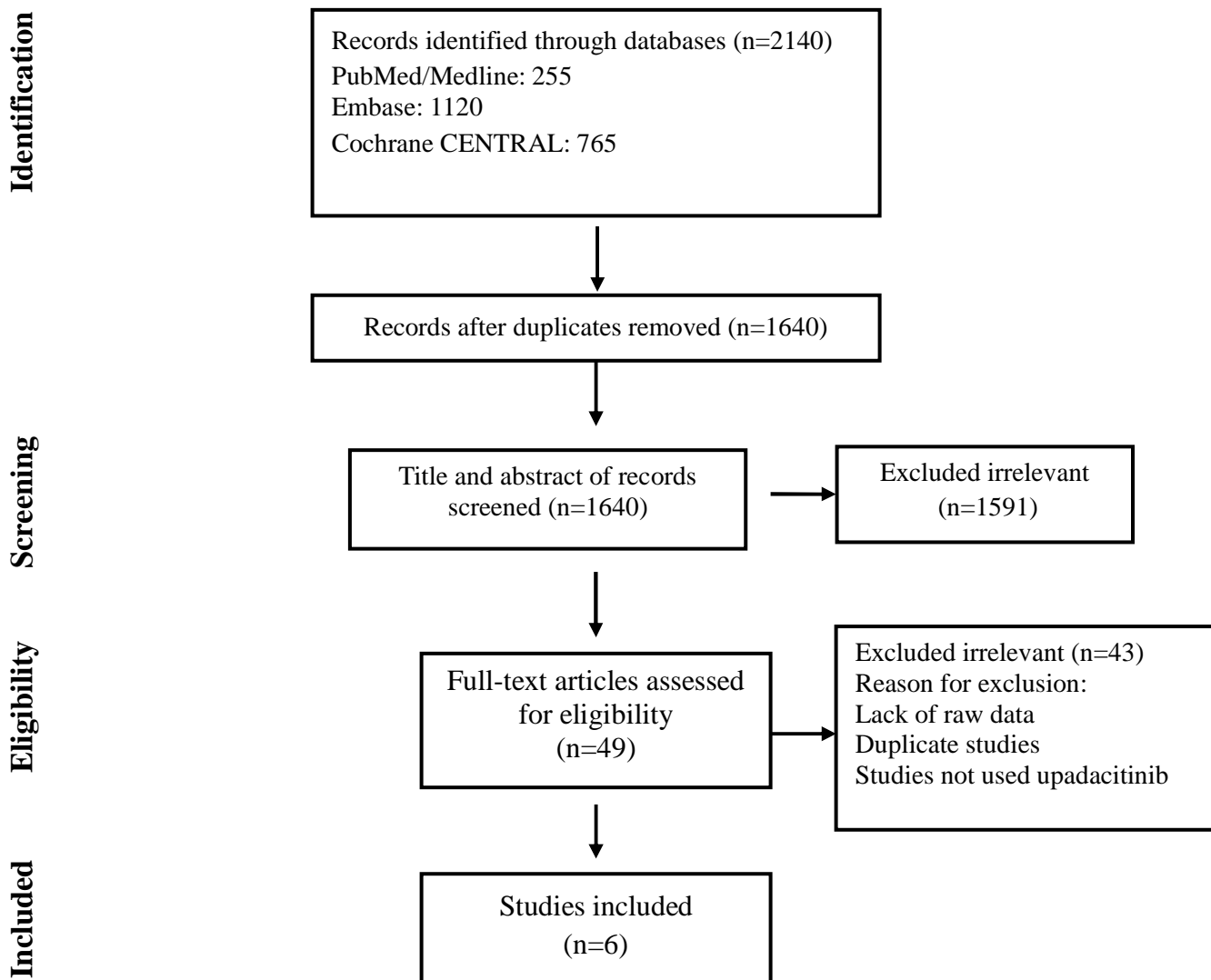


Figure 1. Flow chart of study selection for inclusion in the systematic review and meta-analysis

Table1. Studies characteristics

First Author, Year	Study design/Duration	Sample size Upadacitinib/control	Type of patient, Mean age	Intervention	Control	Criteria for rheumatoid arthritis
Burmester-2018 [18]	RCT/12 weeks	440/221	Patients with rheumatoid arthritis, 55	Upadacitinib 15 and 30mg qd	Placebo	ACR
Genovese-2018 [19]	RCT/12 weeks	329/169	Patients with rheumatoid arthritis, 50	Upadacitinib 15 and 30mg qd	Placebo	ACR
Fleischmann-2019 [20]	RCT/24 weeks	650/652	Patients with rheumatoid arthritis, 54	Upadacitinib 15mg qd	Placebo	ACR
Smolen-2019 [21]	RCT/12 weeks	432/216	Patients with rheumatoid arthritis, 54	Upadacitinib 15 and 30mg qd	Placebo	ACR
van Vollenhoven-2020 [22]	RCT/24 weeks	631/314	Patients with rheumatoid arthritis, 52	Upadacitinib 15 and 30mg qd	Placebo	ACR
Kameda-2020 [23]	RCT/12 weeks	99/49	Patients with rheumatoid arthritis, 55	Upadacitinib 15 and 30mg qd	Placebo	ACR

Table 2. Quality Assessment

Author	Random Sequence Generation	Allocation Concealment	Blinding Of Participants And Personnel	Blinding Of Outcome Assessment	Incomplete Outcome Data	Selective Reporting
Burmester	Low Risk	Low Risk	Low Risk	Low Risk	Low Risk	Low Risk
Genovese	Low Risk	Low Risk	Low Risk	Low Risk	Low Risk	Low Risk
Fleischmann	Low Risk	Low Risk	Low Risk	Low Risk	Low Risk	Low Risk
Smolen	Low Risk	Low Risk	Low Risk	Low Risk	Low Risk	Low Risk
van Vollenhoven	Low Risk	Low Risk	Low Risk	Low Risk	Low Risk	Low Risk
Kameda	Low Risk	Low Risk	Low Risk	Low Risk	Low Risk	Low Risk

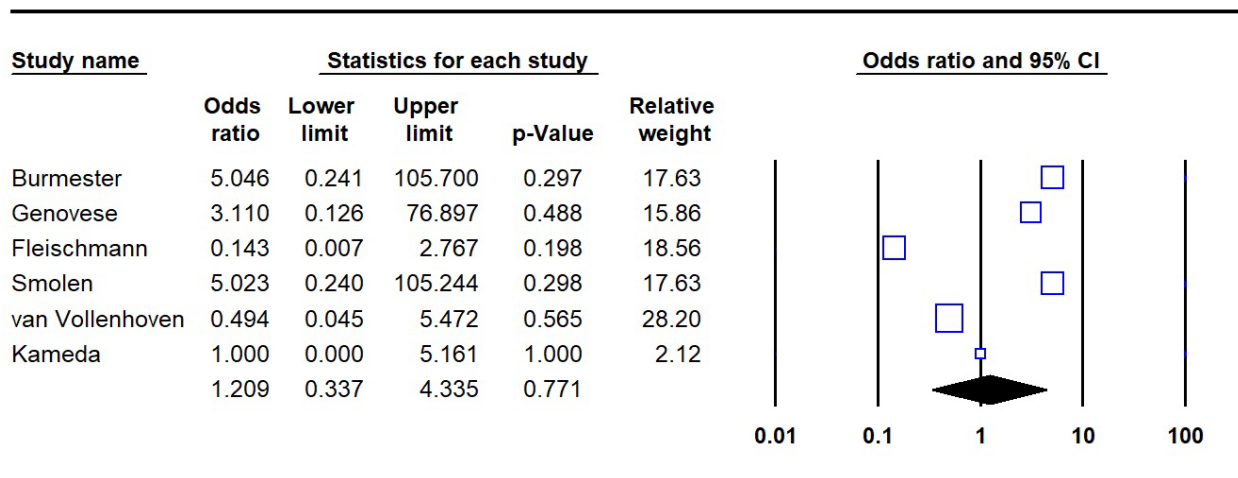


Figure 2. Pooled OR of Upadacitinib 15 mg versus placebo

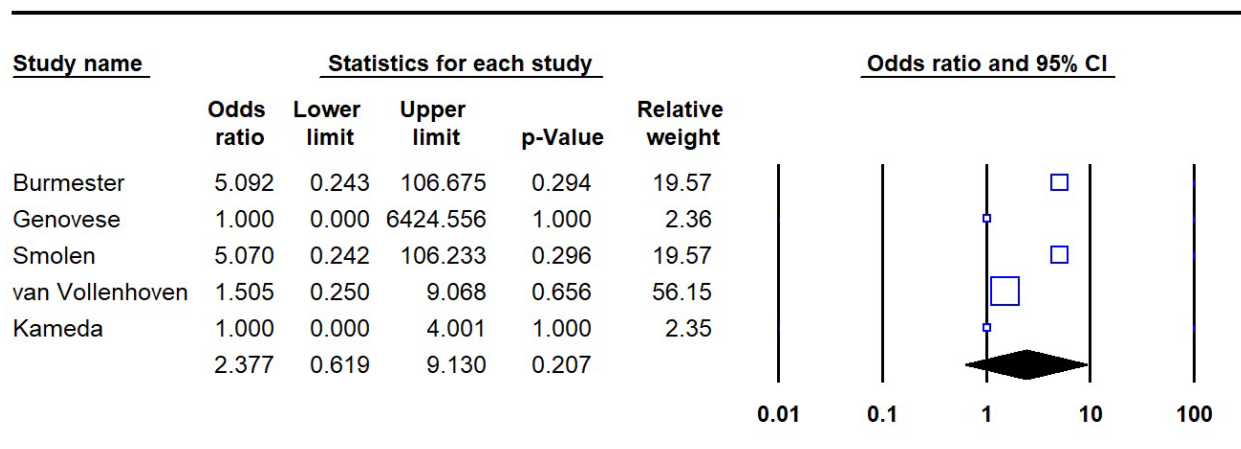


Figure 3. Pooled OR of Upadacitinib 30 mg versus placebo

References

1. Radu, A.-F. and S.G. Bungau, *Management of rheumatoid arthritis: an overview*. Cells, 2021. **10**(11): p. 2857.
2. Scherer, H.U., T. Häupl, and G.R. Burmester, *The etiology of rheumatoid arthritis*. Journal of autoimmunity, 2020. **110**: p. 102400.
3. Weyand, C.M. and J.J. Goronzy, *The immunology of rheumatoid arthritis*. Nature immunology, 2021. **22**(1): p. 10-18.
4. Almutairi, K., et al., *The global prevalence of rheumatoid arthritis: a meta-analysis based on a systematic review*. Rheumatology international, 2021. **41**(5): p. 863-877.
5. Safiri, S., et al., *Global, regional and national burden of rheumatoid arthritis 1990–2017: a systematic analysis of the Global Burden of Disease study 2017*. Annals of the rheumatic diseases, 2019. **78**(11): p. 1463-1471.
6. Yamaoka, K., *Janus kinase inhibitors for rheumatoid arthritis*. Current opinion in chemical biology, 2016. **32**: p. 29-33.
7. O'Shea, J.J., et al., *Janus kinase inhibitors in autoimmune diseases*. Annals of the rheumatic diseases, 2013. **72**(suppl 2): p. ii111-ii115.
8. Langbour, C., et al., *Efficacy of Janus kinase inhibitors in rheumatoid arthritis*. Inflammation Research, 2023: p. 1-12.
9. Scott, I.C., S.L. Hider, and D.L. Scott, *Thromboembolism with Janus kinase (JAK) inhibitors for rheumatoid arthritis: how real is the risk?* Drug safety, 2018. **41**: p. 645-653.
10. Kotyla, P.J., M.A. Islam, and M. Engelmann, *Clinical Aspects of Janus Kinase (JAK) inhibitors in the cardiovascular system in patients with rheumatoid arthritis*. International journal of molecular sciences, 2020. **21**(19): p. 7390.
11. Misra, D.P., G. Pande, and V. Agarwal, *Cardiovascular risks associated with Janus kinase inhibitors: peering outside the black box*. Clinical Rheumatology, 2023. **42**(2): p. 621-632.
12. Nash, P., I. Lim, and M. Marabani, *A comparison of Janus kinase inhibitor safety in rheumatoid arthritis*. International Journal of Rheumatic Diseases, 2021. **24**: p. 3-14.
13. Atzeni, F., et al., *Cardiovascular effects of approved drugs for rheumatoid arthritis*. Nature Reviews Rheumatology, 2021. **17**(5): p. 270-290.
14. Fleischmann, R., et al., *Safety profile of upadacitinib in patients at risk of cardiovascular disease: integrated post hoc analysis of the SELECT phase III rheumatoid arthritis clinical programme*. Annals of the Rheumatic Diseases, 2023.
15. Fleischmann, R., et al., *Long-term safety and efficacy of upadacitinib or adalimumab in patients with rheumatoid arthritis: results through 3 years from the SELECT-COMPARE study*. RMD open, 2022. **8**(1): p. e002012.
16. Cohen, S.B., et al., *Safety profile of upadacitinib in rheumatoid arthritis: integrated analysis from the SELECT phase III clinical programme*. Annals of the rheumatic diseases, 2021. **80**(3): p. 304-311.
17. Page, M.J., et al., *The PRISMA 2020 statement: an updated guideline for reporting systematic reviews*. International journal of surgery, 2021. **88**: p. 105906.
18. Burmester, G.R., et al., *Safety and efficacy of upadacitinib in patients with rheumatoid arthritis and inadequate response to conventional synthetic disease-modifying anti-rheumatic drugs (SELECT-NEXT): a randomised, double-blind, placebo-controlled phase 3 trial*. The Lancet, 2018. **391**(10139): p. 2503-2512.

19. Genovese, M.C., et al., *Safety and efficacy of upadacitinib in patients with active rheumatoid arthritis refractory to biologic disease-modifying anti-rheumatic drugs (SELECT-BEYOND): a double-blind, randomised controlled phase 3 trial*. *The Lancet*, 2018. **391**(10139): p. 2513-2524.
20. Fleischmann, R., et al., *Upadacitinib versus placebo or adalimumab in patients with rheumatoid arthritis and an inadequate response to methotrexate: results of a phase III, double-blind, randomized controlled trial*. *Arthritis & Rheumatology*, 2019. **71**(11): p. 1788-1800.
21. Smolen, J.S., et al., *Upadacitinib as monotherapy in patients with active rheumatoid arthritis and inadequate response to methotrexate (SELECT-MONOTHERAPY): a randomised, placebo-controlled, double-blind phase 3 study*. *The Lancet*, 2019. **393**(10188): p. 2303-2311.
22. van Vollenhoven, R., et al., *Efficacy and safety of upadacitinib monotherapy in methotrexate-naïve patients with moderately-to-severely active rheumatoid arthritis (SELECT-EARLY): a multicenter, multi-country, randomized, double-blind, active comparator-controlled trial*. *Arthritis & Rheumatology*, 2020. **72**(10): p. 1607-1620.
23. Kameda, H., et al., *Efficacy and safety of upadacitinib in Japanese patients with rheumatoid arthritis (SELECT-SUNRISE): a placebo-controlled phase IIb/III study*. *Rheumatology*, 2020. **59**(11): p. 3303-3313.
24. van der Helm-vanMil, A.H., et al., *A prediction rule for disease outcome in patients with recent-onset undifferentiated arthritis: how to guide individual treatment decisions*. *Arthritis & Rheumatism: Official Journal of the American College of Rheumatology*, 2007. **56**(2): p. 433-440.
25. van Vollenhoven, R., *Treat-to-target in rheumatoid arthritis—are we there yet?* *Nature Reviews Rheumatology*, 2019. **15**(3): p. 180-186.
26. Fraenkel, L., et al., *2021 American College of Rheumatology guideline for the treatment of rheumatoid arthritis*. *Arthritis & Rheumatology*, 2021. **73**(7): p. 1108-1123.
27. Dougados, M., et al., *Prevalence of comorbidities in rheumatoid arthritis and evaluation of their monitoring: results of an international, cross-sectional study (COMORA)*. *Annals of the rheumatic diseases*, 2014. **73**(1): p. 62-68.
28. van Riel, P., et al., *Improving inflammatory arthritis management through tighter monitoring of patients and the use of innovative electronic tools*. *RMD open*, 2016. **2**(2): p. e000302.
29. Khusainova, M.A., et al., *Cardiac arrhythmias in patients with rheumatoid arthritis*. *Science and Education*, 2023. **4**(2): p. 130-137.
30. Dhillon, N. and K. Liang, *Prevention of stroke in rheumatoid arthritis*. *Current treatment options in neurology*, 2015. **17**: p. 1-13.