

READi-Dem: ML-powered, web-interface tool for Robust, Efficient, Affordable Diagnosis of Dementia

Verena Klar^{1*}, Elinor Thompson^{2*}, Melvin Selim Atay³, Peter Owoade⁴, Sofia Toniolo⁵, Amir Dehsarvi⁶, Sanjay Rathee⁷ * *

Abstract—

Background Dementia screening tools typically involve face-to-face cognitive testing. Indeed, this introduces an increasing burden on the clinical staff, particularly in low-resource settings. The objective of our study is to develop an integrated online platform for efficient dementia screening, using a brief and cost-effective assessment.

Methods We used the Longitudinal Ageing Study in India dataset (LASI-DAD, n=2528) to predict dementia diagnosis based on the Clinical Dementia Rating (CDR). Using feature selection algorithms and principal component analysis (PCA), we identified key predictive features. We compared the performance of six machine learning (ML) classifiers that were trained on the 42 selected features (full model) and the two components identified by PCA (minimal model). The best-performing model was selected for our web platform.

Results Selected features mapped onto two distinct, interpretable domains: a cognitive domain and an informant domain. The first two principal components cumulatively explained 90.2% of the variance and included questions from the Mini-Mental State Exam (MMSE) and the Informant Questionnaire on Cognitive Decline in the Elderly (IQCODE). Classifiers trained on the minimal model performed on par with the full model, with Support Vector Machine performing best (93.4%). The model did not reliably predict Parkinson's disease (67% accuracy) or stroke (53.1% accuracy), suggesting dementia specificity. The respective questions from MMSE and IQCODE (27 items) were incorporated into our online platform.

Conclusion We built an online platform enabling end-to-end screening for dementia from assessment to prediction, based on patient and caregiver reports. Web App code is available at GitHub: <https://github.com/sanjaysinghrathi/READi-Dem> & Web App link is available at Web Page: <https://researchmind.co.uk/readi-dem>. For the convenience of researchers, a video summarizing our work is also accessible on the [Web App Page](#) and [YouTube Link](#).

Index Terms—dementia, screening, diagnosis, machine learning

1 INTRODUCTION

DEMENTIA is a neurological syndrome that most commonly affects memory and cognitive functioning, leading to a progressive impairment of activities of daily living. Other symptoms include mood and personality changes, attention deficits, and language impairment.

In 2019, the prevalence of dementia in the older population was estimated to be 7.1% in the UK [1] and 9.8% in the US [2]. In low-resource settings, such as India, measuring dementia prevalence is more challenging, however, this rate is estimated to be up to 10.6% [3]. Due to ageing populations, the number of people living with dementia worldwide

is predicted to rise from 57.4 million in 2019 to 152.8 million by 2050 [4].

As a result, the global financial burden of dementia is increasing: Global spending on dementia was estimated at 263 billion USD in 2019, attributable to diagnosis, treatment, and care costs [5]. This is predicted to further increase to 1.6 trillion USD by 2050, representing an estimated 11-17% of all healthcare spending [5]. In addition to the economic impact, the emotional and physical impact on patients, their caregivers, and family members is immense [6], [7].

Low-income countries are less well equipped to deal with the rising dementia burden than wealthy nations with strong healthcare provision. Dementia poses a particular challenge in India, due to its large population and extreme population growth. Furthermore, challenges in education lead to a low doctor-to-patient ratio, and environmental and lifestyle factors, such as pollution, lead to increased risk of dementia [3].

Early diagnosis is critical to promote early symptom management and appropriate triage to specialised support networks. Although there are currently no treatment options available to reverse the symptoms of dementia, it is likely that future treatments will need to be administered in the early stages of the disease before neurodegeneration

¹ Department of Experimental Psychology, University of Oxford

² Centre for Medical Image Computing, Department of Computer Science, University College London

³ Neuroscience and Neurotechnology, Middle East Technical University

⁴ Engineering Artificial Intelligence, Carnegie Mellon University Africa

⁵ Nuffield Department of Clinical Neurosciences, University of Oxford

⁶ Institute for Stroke and Dementia Research (ISD), LMU University Hospital, LMU Munich, Germany

⁷ Milner Therapeutics Institute, University of Cambridge

* These authors contributed equally and designated as co-first authors.

** This author designated as project incharge.

Corresponding author: Sanjay Rathee, E-mail: sr952@cantab.ac.uk

All authors were supported by a pilot Alan Turing grant awarded by the DEMON Network and The Alan Turing Institute

advances [8]. Diagnostic processes can be highly heterogeneous across medical centers, and commonly involve face-to-face cognitive testing and expensive brain imaging. Currently, it is estimated that only one in ten people in India living with dementia receive a diagnosis or any specialised treatment [9], which highlights the difficulty of accessing suitable facilities in low-resource settings. Therefore, it is important to develop efficient and low cost systems for accurate diagnosis.

In this study, we leveraged machine learning (ML) to identify the minimum number of features needed to predict the outcome of a dementia screening, while avoiding those that are cost and labour intensive. We focused on the Longitudinal Aging Study in India - Diagnostic Assessment of Dementia (LASI-DAD) [10], [11]. The study follows the Harmonized Cognitive Assessment Protocol (HCAP) study design [12], designed by the US-based Health and Retirement Study. The dataset further incorporates comprehensive cognitive, informant, and general health measures [11], [13], providing a large set of features traditionally shown to be relevant for dementia diagnosis, as well as the clinical dementia rating (CDR), an assessment of dementia severity by clinicians.

A growing volume of research uses ML to predict diagnosis and progression of dementia from medical and clinical records [14], [15], [16]. One previous study has used the LASI-DAD dataset to explore ML methodologies for automatic dementia diagnosis. In this study, Jin et al. [17] performed several ML analyses for automatic diagnosis using the global CDR rating as the predictor, demonstrating the efficiency of support vector machines (SVMs) for dementia classification. However, they used a feature set containing summary scores from five different cognitive assessments, three assessments of self-reported functional difficulties, a depression and anxiety assessment, informant interview, socio-demographic variables, and the participants' health history. As a result, their model cannot easily be transferred to a screening tool, as the data used in the model would be time-consuming and costly to collect, especially in a clinical setting.

In this study, we therefore sought to find a feature set with a minimal number of features that would allow for classification of dementia, while being economical to acquire. We first selected optimally predictive features. We further reduced the dimensionality of the dataset to only include the most meaningful components computed from the scores. Specifically, we sought to select items that rely neither on clinical interviews nor on cognitive testing, such that they could be performed by a caretaker. This ensures that our predictive models can be used as a time and cost-effective clinical screening tool.

Due to the harmonised nature of the HCAP, we were able to test the predictive utility of our feature set in an independent validation dataset - the Aging, Demographics, and Memory Study (ADAMS) [18], acquired in the USA. This allowed us to explore the cross-cultural generalisation of the selected features and their applicability in a global context.

The field is gradually transitioning from face-to-face and time consuming cognitive assessments to digital screening tools, which are highly scalable and cost-effective. Hence,

a large number of traditional screenings are available as computerised adaptations (see Thatbatah et al. for a review [19]). Here, as a proof-of-concept, we incorporated our best-performing ML model into a web platform. It provides a form to answer a set of questions that the model then uses to predict a dementia diagnosis.

Our curated questionnaire and web platform enable rapid and affordable dementia diagnosis in the Indian population and our results offer preliminary evidence that this is robust across different global settings. Thus it can be used as a clinically useful computer aided diagnosis (CAD) tool.

2 METHODS

A brief overview of the processing pipeline can be seen in Fig. 1.

2.1 Data

2.1.1 LASI-DAD

We used data from the Longitudinal Ageing Study in India Diagnostic Assessment of Dementia (LASI-DAD) [10], [11], [13]. A total of $N = 2528$ participants took part in the study (age $M = 69.7$, $SD = 7.6$), living in 18 out of 28 Indian states. 60% of the cohort lived in rural areas and the majority did not complete secondary education. In order to create a dataset with a sufficient number of dementia cases, those at risk of dementia were oversampled. The dataset comprised 730 variables in total. In broad categories, this included measures of cognitive health (e.g., Hindi Mental State Exam), Informant measures of dementia and daily living (e.g., Blessed Dementia Scale), and general Geriatric Assessment (weight and height). A full breakdown of assessments can be found in Table 5.

Based on the available measures, a dementia diagnosis was given by three independent neurologists according to the Clinical Dementia Rating (CDR) [20]. The final score for each patient was agreed upon by all three clinicians or by a moderator in case of disagreement. The CDR rates the participants' impairment as 0 – None, 0.5 – Questionable, 1 – Mild, 2 – Moderate, 3 – Severe, made up by 30.40%, 62.03%, 6.41%, 0.99%, 0.20% of the sample, respectively (Fig. 2).

2.1.2 ADAMS

As a validation dataset, we used the Aging, Demographics, and Memory Study (ADAMS) [18], collected in the USA and linked to the nationally representative Health and Retirement Study (HRS). We used data from $N = 854$ participants aged 70 or above, who received an extensive in-home clinical and neuropsychological assessment to determine their dementia status. We performed manual feature matching to find the corresponding features in the ADAMS dataset to those we had selected for the minimal feature set in the LASI-DAD. The model was consequently trained on the ADAMS dataset and tested on the set aside validation set.

2.2 Pre-processing

2.2.1 Missing Data

We filtered out features with more than 25% missing values, so as not to introduce unnecessary bias. Missing values for

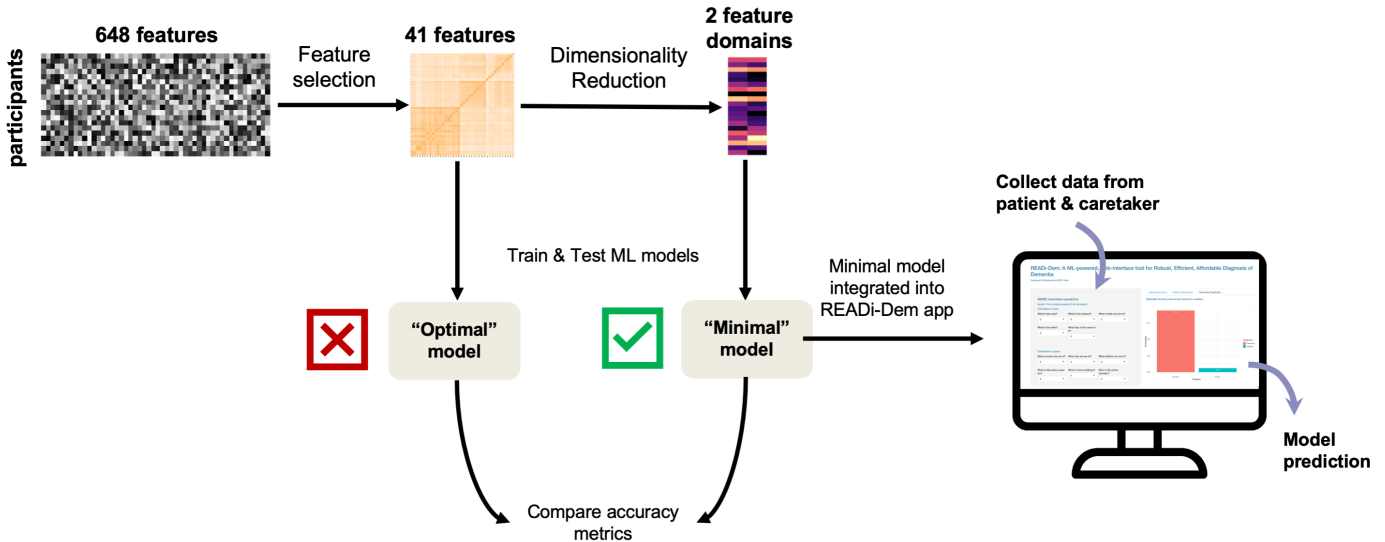


Fig. 1: An overview of the analysis pipeline used in this paper. The Boruta feature selection algorithm was first used to select the best predictors for dementia as measured by the CDR, resulting in a reduced set of 41 features. In order to find the minimum number of necessary features, we applied PCA to reduce dimensionality further, identifying two distinct feature domains, cognitive functioning and activities of daily living, comprising 27 features. We trained and tested established ML models on the reduced (41 features) and the minimal feature sets (27) and compared performance metrics between them. The minimal model was incorporated into an online app: READI-DEM (Robust, Efficient, Affordable DIagnosis of DEMentia). This can be used to predict an individual’s likelihood of dementia diagnosis, using information that is quick and easy to obtain.

the remaining features were imputed using the median. In order to implement a binary predictive model of dementia, we binarized the sample into dementia ($CDR \geq 1$) and non-dementia ($CDR < 1$) as shown in Fig. 2A. After pre-processing, the resulting dataset contained 704 variables.

2.2.2 Class Imbalance

Imbalanced classes refer to a disproportionate ratio of observations in each class and are one of the common problems in biological datasets. Fig. 2B shows an example where class imbalance can cause a false cutoff point. Most ML models aim to minimise the classification error for a given cutoff point. If class imbalance is not addressed, the optimal cutoff is the one that always predicts the outcome to be the over-represented class. The LASI-DAD cohort is highly imbalanced with 192 dementia patients and 2336 non-dementia samples (Fig. 2A). To address this, we used down-scaling to balance the power between dementia and non-dementia samples – analysing data from 172 subjects in each category at a time and rotating through examples in the non-dementia group. The down-scaled dataset was used for the feature selection and model selection steps.

2.3 Feature Selection

Our dataset involves 648 features that could be used as disease markers to predict dementia. However, many of them are either insignificant, interrelated, or codependent, and they could be a source of unwanted noise during ML model training. Therefore, we used Boruta, a random forest-based R package (v7.0.0) for feature selection. This technique is most beneficial with ML models that are lacking stringent feature selection capabilities [21]. The Boruta feature selector

extracted 41 most significant features (out of 648 features) for the classification of subjects according to their dementia diagnosis. A total number of 237 features are required to derive this “optimal feature set”, as some of these are summary scores derived from multiple features.

Algorithm 1 Pre-Processing & Feature Selection

Input: LASI-DAD Cohort (LD)
Output: Discovery Set (D_{SBF}), Stand-Out-Set (S_{SBF})

- 1: **procedure** DIM-REDUCTION
- 2: $LD_F = \text{Missing_Value_Filter}(LD)$
- 3: $LD_{BF} = \text{Binarize_Response}(LD_F)$
- 4: $D_{BF}, S_{BF} = \text{Caret::createDataPartition}(LD_{BF})$
- 5: $feature_list = \text{list}(1 : 100)$
- 6: **for** each iter $i \in 1 : 10$ **do**
- 7: $D_{DBF} = \text{DownScale}(D_{BF}, \text{Response})$
- 8: $folds_{1:10} = \text{Generate_Fold}(D_{DBF}, \text{Response})$
- 9: **for** each fold $f \in folds_{1:10}$ **do**
- 10: $D_{SUB} = \text{Subset}(D_{DBF}, f)$
- 11: $feature_list_{10*(i-1)+f} = \text{Boruta}(D_{SUB}, \text{Res})$
- 12: $\alpha = \text{intersect}(feature_list_{1:100})$
- 13: $D_{SBF} = \text{Subset}(D_{BF}, \alpha)$
- 14: $S_{SBF} = \text{Subset}(S_{BF}, \alpha)$

The algorithm 1 highlights the pseudo code for pre-processing and feature selection steps. The analysis starts with filtering missing data and binarising the response column for LASI-DAD data (lines 2-3). The pre-processed cohort is then partitioned as a discovery set (D_{BF}) and a stand-out-set (S_{BF}) with 80:20 ratio (line 4). A list of size 100 (line 5) is initialised to store the significant features for two iterative loops, each of length 10. The first loop handles the

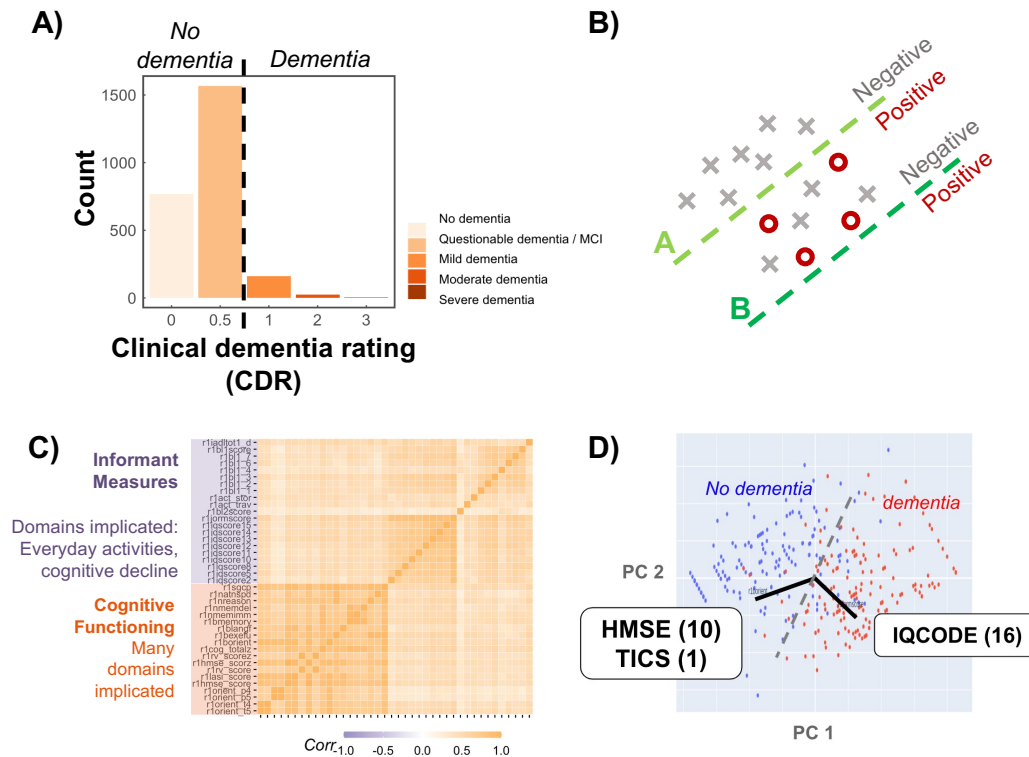


Fig. 2: A) Prevalence of dementia in the LASI-DAD sample according to the Clinical Dementia Rating (CDR). The dotted line represents our binary criterion. B) The effect of class imbalance on separation line. Without accounting for class imbalance, classifiers would choose a cut-off favouring prediction of "negative" (non-dementia, line B) instead of achieving a meaningful prediction (line A). C) Correlation between features selected by the Boruta algorithm¹. The features map onto to distinct clusters: measures of cognitive functioning (orange) and measures of everyday activities (purple). D) Principal-component analysis showed that the space described by the top two principal components was equally well spanned by a combination of only 27 items from the Hindi Mental Status Exam (HMSE), Telephone Interview for Cognitive Status (TICS), and the Informant Questionnaire on Cognitive Decline in the Elderly (IQCODE). These items were selected to collect data from patients and caregivers on our final platform, in the form of a few simple questions (figure 1).

class imbalance (lines 6-7) without losing any data power by selecting all the 194 dementia samples, but it uses different 194 non-dementia samples in each iteration. The second loop handles the outlier effect (lines 9-10) by selecting a random selection of 172 (80%) samples from the demented and non-demented samples. The Boruta algorithm is executed 100 times over different sets of 344 samples to find the most predictive features (line 11). At last, the features that are found significant in all the iterations are used to create new discovery and stand-out sets, upon having selected the features column only with binarised responses and without any missing data (lines 13-14).

2.4 Feature Refinement

The features selected by the Boruta algorithm were highly correlated and formed two clusters (Fig. 2C), which neatly mapped onto two domains: the cognitive functioning and the activities of daily life. Given our aim of reducing the time and monetary cost needed to administer the screening, we further reduced the features using PCA. Based on the outcome, we retained the first two components, respectively

explaining 57.2% and 20.2% of the variance (77.4% variance explained cumulatively).

Incidentally, the new 2-dimensional space was well spanned by two compound features from our 41 Boruta-selected features (Fig. 2D): (1) A compound feature of the first 10 items from the Hindi Mental State Exam (HMSE [22]) and 1 item from the Telephone Interview for Cognitive Status (TICS [23]); (2) The compound score of the Informant Questionnaire on Cognitive Decline in the Elderly, computed from 16 items (IQCODE [24]); comprising 27 items in total. Consequently, these measures are easy to acquire in the form of simple questions without the need to perform any interviews or cognitive tests for the patients. These items are listed in Table 1.

2.5 Machine Learning (ML) Models

In order to test their predictive accuracy, we used the 27 refined features to predict the binarised CDR. In other words, a total number of 27 features (representing the whole dataset) and one binary dementia class for 344 samples (balanced by dementia class) was thus selected as the discovery

Questionnaire	Item number	Item code: LASI-DAD	Item code: ADAMS	Description	ADAMS description (if different)
HMSE	1	RwYR	ANMSE1	what is the year?	
HMSE	2	RwSEASON	ANMSE2	what is the season?	
HMSE	3	RwDATE	ANMSE3	what is the date?	
HMSE	4	RwDW	ANMSE4	what is the day of the week?	
HMSE	5	RwMO	ANMSE5	what month is it?	
HMSE	6	RwSTATE	ANMSE6	what state are we in?	
HMSE	7	RwCITY	ANMSE7	what city are we in?	what county are we in?
HMSE	8	RwFLOOR	ANMSE8	what floor of the building are we on/ what is this place used for?	what city are we in?
HMSE	9	RwADDRESS	ANMSE9	what is your home address?	What hospital are we in?
HMSE	10	RwNAME	ANMSE10	what is the name of your district?	What floor are we on?
TICS	3	RwPRIME	ANPRES	what is the name of the current prime minister?	Who is the President of the United States right now?
IQCODE	1	R1IQSCORE1	AGQ14	ability to remember things about family and friends	
IQCODE	2	R1IQSCORE2	AGQ15	ability to remember things that have happened recently	
IQCODE	3	R1IQSCORE3	AGQ16	ability to recall conversations a few days later	
IQCODE	4	R1IQSCORE4	AGQ17	ability to remember their address and telephone number	
IQCODE	5	R1IQSCORE5	AGQ18	ability to remember what day and month it is	
IQCODE	6	R1IQSCORE6	AGQ19	ability to remember where things are usually kept	
IQCODE	7	R1IQSCORE7	AGQ20	ability to remember where to find things that have been put in a different place from usual	
IQCODE	8	R1IQSCORE8	AGQ21	ability to know how to work familiar machines around the house	
IQCODE	9	R1IQSCORE9	AGQ22	ability to learn to use a new gadget or machine around the house	
IQCODE	10	R1IQSCORE10	AGQ23	ability to learn new things	
IQCODE	11	R1IQSCORE11	AGQ24	ability to follow a story in a book or on TV	
IQCODE	12	R1IQSCORE12	AGQ25	ability to make decisions on everyday matters	
IQCODE	13	R1IQSCORE13	AGQ26	ability to handle money for shopping	
IQCODE	14	R1IQSCORE14	AGQ27	ability to handle financial matters	
IQCODE	15	R1IQSCORE15	AGQ28	ability to handle everyday arithmetic problems	
IQCODE	16	R1IQSCORE16	AGQ29	ability to use intelligence to understand what's going on and to reason things through	

TABLE 1: Questionnaire items included in the minimal feature set. Items included from the Hindi Mini Mental State Exam (HMSE), Telephone Interview for Cognitive Status (TICS), and the Informant Questionnaire on Cognitive Decline in the Elderly (IQCODE).

cohort. This cohort was then divided as training (80%) and stand-out sets (20%). The training set with 276 samples was consequently used to identify the best ML model for our data.

Finally, we trained different ML algorithms package: logistic regression, ridge regression, lasso regression, elastic net, support vector machines (SVMs), neural networks, random forest, gradient boosting machines (GBM), and k-nearest neighbors (KNN). The models were tested on our discovery cohort and evaluated based on k-fold cross-validation. We validated the model with the highest accuracy rate and precision on the stand-out set.

The algorithm 2 details pseudo code used to calculate prediction accuracy rate for different ML models. The cohort for this step is taken from the output of algorithm 1. The pro-

cedure starts with generating a data frame to store iteration number, the cross-validation accuracy for all six ML models, and the same six ML model accuracy rates on stand-out-set (line 2). It repeats the same iterative loop approach as in algorithm 1 to handle the class imbalance and the outlier effects (lines 3-6). It runs multiple ML models on training data (instead of running Boruta) to find the k-fold cross validation and stand-out-set accuracy rates (lines 7-15). At last, the average of the cross validation accuracy rates is calculated to identify the best model (line 19).

2.6 RShiny Online Platform

Our online platform was built in RShiny [25] and is hosted at researchmind.co.uk/readi-dem. Features from the best

Algorithm 2 ML Model Training

Input: Discovery Set (D_{SBF}), Stand-Out-Set (S_{SBF})

Output: Accuracy for all ML models (acc_df)

```
1: procedure ML-TRAINING
2:    $acc\_df = df(iter, CV[1 : 6], SOS[1 : 6])$ 
3:   for each iter  $i \in 1 : 10$  do
4:      $D_D = \text{DownScale}(D_{SBF}, Res)$ 
5:      $folds_{1:10} = \text{Generate\_Fold}(D_D, Res)$ 
6:     for each fold  $f \in folds_{1:10}$  do
7:        $D_{train} = \text{Subset}(D_D, f)$ 
8:        $D_{test} = \text{Subset}(D_D, -f)$ 
9:        $model\_list = list(1 : 6)$ 
10:       $model\_list[1] = \text{ElasticNet}(D_{train}, Res)$ 
11:       $model\_list[2] = \text{LogisticReg}(D_{train}, Res)$ 
12:       $model\_list[3] = \text{SVM}(D_{train}, Res)$ 
13:       $model\_list[4] = \text{NeuralNet}(D_{train}, Res)$ 
14:       $model\_list[5] = \text{RandomForest}(D_{train}, Res)$ 
15:       $model\_list[6] = \text{GBM}(D_{train}, Res)$ 
16:      for each model  $m \in model\_list$  do
17:         $acc\_df_{[10*(i-1)+f, CV[m]]} = \text{Test}(D_{test}, Res)$ 
18:         $acc\_df_{[10*(i-1)+f, SOS[m]]} = \text{Test}(S_{SBF}, Res)$ 
19:    $acc\_df = \text{mean}(acc\_df_{1:100})$ 
```

performing model can be collected ad hoc via a form. The responses are then fed into the model and a prediction is returned and visualised in the form of a barplot showing the likelihood that the participant has dementia.

3 RESULTS

3.1 Minimal feature set yields competitive accuracy rates despite stark reduction in features

We calculated the cross-validation predictive accuracy of different ML models on the down-scaled dataset, using the optimal feature set (41 features) and the minimal feature set (27 features). The optimal feature set contained compound scores that would take 237 individual items (e.g. questionnaire items and cognitive test scores) to compute. Results are shown in (Table 2). Crucially, models trained on the minimal feature set performed on par with the ones trained on the optimal feature set, with the best model reaching a stand-out set accuracy of 95.6% in both cases. In terms of different ML models, all performed well, with cross validation accuracy rates exceeding 87%. We found that the SVMs (89.7%) yielded the highest classification accuracy rate in the cross validation analysis. Furthermore, upon testing on the stand-out dataset, SVMs had a predictive accuracy of 94.1% when using the minimal feature set.

3.2 Predictive power is dementia-specific rather than disease-general

In order to rule out our models distinguishing between healthy and diseased rather than predicting dementia specifically, we tested the models on two control groups. We used the informant-provided information in the LASI-DAD dataset to determine which individuals had been diagnosed with stroke ($n = 164$) and Parkinson's disease ($n = 112$). We then performed the same cross validation accuracy tests using the trained model as described above, with the

diagnosis results for stroke and Parkinson's as the labels for the model. The model differentiated the Parkinson's patients and stroke patients from healthy controls with an accuracy rate of 67% and 53.1%, respectively. This suggests that the predictive power of our model is specific to dementia rather than disease-general.

3.3 Feature selection for minimal models generalises to external dataset

We retrained our models on a different dataset to find out if the same features were predictive of dementia in an independent dataset. In order to achieve this, we matched our minimal feature set to features in the the Aging, Demographics, and Memory Study (ADAMS) [18]. The corresponding features are shown in Table 1. With the minimal feature set, we were able to achieve a cross validation accuracy of 91% in the ADAMS dataset, using the random forest algorithm.

3.4 App User Interface provides predictions for new individuals

We built an online platform that uses our minimal machine learning model to predict the likelihood of a dementia diagnosis for an individual, based on patient and caregiver reports. The app can be accessed via <https://researchmind.co.uk/readi-dem>. The user interface (UI) was designed to be clear and easy to use with simple instructions. It consists of 11 questions from the MMSE and 16 from the IQCODE included in our minimal model. The responses to these questions are used as inputs for the machine learning model, and consequently, a probability for dementia diagnosis is displayed. A representative user interface is shown in figures 1, 3 and 4. The scripts for the analyses and the platform are all available at <https://github.com/sanjaysinghrathi/READi-Dem>.

4 DISCUSSION

In this study, we developed a web-based application to aid in low-cost dementia screening, using established ML techniques of the unique population-level Indian LASI-DAD dataset. We identified the most strongly-predictive features for dementia diagnosis from our dataset, and further refined them to a minimal set of 27 features using dimensionality reduction, placing emphasis on selecting question-based measures. We evaluated the predictive power of a variety of ML approaches with a support-vector machine model reaching the highest binary classification accuracy in a cross validation analysis. Crucially, our selected minimal feature set was on par with using larger feature sets. Predictive power was not replicated in Parkinson's and stroke control groups, suggesting dementia-specific prediction. The chosen features were validated in a similar, US-based ADAMS dataset, with models reaching well above chance accuracy rates. The best-performing model trained on the minimal feature set was incorporated into an online platform on which users can answer a standard questionnaire to predict the likelihood of a dementia diagnosis for in a new individual. The study thus provides big-data validation of the value of simple, established questionnaires in a developing and a

Dataset	Model	Testing Method	elastic	logistic	svm loov	neuralnet	random forest	gradient boosting
LASI	Optimal	cross-validation	0.934	0.860	0.937	0.926	0.911	0.913
LASI	Optimal	stand-out set	0.956	0.868	0.956	0.956	0.956	0.956
LASI	Minimal	cross-validation	0.894	0.896	0.897	0.895	0.868	0.876
LASI	Minimal	stand-out set	0.941	0.956	0.941	0.956	0.911	0.941

TABLE 2: Classification accuracy rates for different ML models on the minimal feature set with balanced classes.

Feature set	Sensitivity	Specificity	Precision	Recall	F1 Score
Optimal	0.94	0.97	0.97	0.94	0.96
Minimal	0.97	0.79	0.83	0.97	0.89

TABLE 3: Performance metrics of the support vector machine model on the stand-out dataset, comparing between optimal and minimal feature sets. The optimal feature set comprises 41 selected features that were computed from 237 items. This minimal feature set contains 27 refined features.

Dataset	Testing Method	elastic	logistic	svm loov	neuralnet	random forest	gradient boosting
ADAMS	cross-validation	0.842	0.827	0.807	0.874	0.910	0.908
ADAMS	stand-out set	0.837	0.815	0.837	0.880	0.880	0.902

TABLE 4: Classification accuracy rates for different ML models with the minimal feature set in the ADAMS dataset.

developed country. The screening process does not require cognitive testing and provides a fast and accurate prediction of dementia outcome, making it especially suitable for use in low-income countries.

Dementia screening platforms and digital apps that utilise machine learning have shown promising results in detecting early signs of cognitive decline and dementia and thus identifying individuals at risk of dementia. Our study suggests that it only takes 27 items to achieve an accuracy comparable with more extensive testing. This is a large improvement upon previous studies. For example, a similar study conducted on the LASI-DAD dataset used the full feature set available (29 features comprised of summary scores from 127 different items) [17]. Their models reached a similar accuracy to ours at 95%. This is despite the fact that our optimal and minimal feature sets being a 3-fold and 5-fold reduction in the number of items that need to be collected compared to the full set, respectively. This finding highlights the importance of feature selection in the development of tools for clinical contexts, where time is scarce, and suggests that the combination of IQCODE and MMSE items we found may be most efficient given those constraints.

Further, a recent Korean study [16] followed a similar path to ours. They developed an ML algorithm that is able to identify both mild cognitive impairment and dementia based on neuropsychological screening test results, specifically the MMSE, Montreal Cognitive Assessment (MoCA), Korea Dementia Screening Questionnaire (KDSQ). A combination of these screenings reached extremely high accuracy rates distinguishing controls from MCI and dementia. A drawback of this is that in a clinical setting, despite overlap in the questions, all three screenings would have to be used, all of them involving, albeit short, cognitive tests that require a clinician present. Our study shows that similar performance can be achieved with a screening consisting only of verbal questions that might not need a clinician.

Recently, there has been growing interest in harmonising datasets concerned with ageing and dementia [26]. This is a difficult undertaking as even when studies follow the Harmonized Cognitive Assessment Protocol (HCAP),

features found in one data set may be missing from the other. Despite this, cross-validation accuracy rates on this validation dataset reached 91%. This suggests features may generalise cross-culturally even between culturally dissimilar nations. It also suggests that optimising screenings while keeping them to a minimal length may ultimately improve translatability. Many of our selected features have a cross-national range of application, with the MMSE and IQCODE having been validated in a multitude of countries [27], [28], [29], [30]. Optimising feature sets is therefore crucial to minimise not only the cost of application, but the cost of validation of screening tools in low-resource settings.

The web platform developed in this study is capable of classifying dementia patients within seconds. It is easy to use and can be accessed using any web browser of choice on a computer or a smartphone. Screening for neurodegenerative diseases can be time consuming and requires a trained specialist. To address this timely issue, our platform can be easily used by a caregiver regardless of their clinical training level. Since it is online, assessment can happen remotely, for example in the patient’s home. This is especially beneficial for countries with difficult health access due to lack of resources, infrastructure, high population, or geographical size. Although the current language is English, the possibility of translation is promising, as discussed in the section on cross-cultural generalisation.

There are several limitations to the study and the resulting online tool. Firstly, in light of extant assessments, the question might arise why another assessment is relevant. For example, the general Practitioner Assessment of Cognition (GPCOG) [31] uses a mixture of informant and patient questions just like ours, and has been implemented in a website [32]. However, in contrast to our assessment, it also includes short cognitive testing elements, such as the clock drawing test. In addition, our questionnaire further validates these measures through its data-driven approach, promising robustness.

Secondly, there are some drawbacks to our choice of outcome measure. Since we used the CDR, diagnoses in the study were based on clinical decisions, with no imaging confirmation. As a result, our measure predicts clinical

opinions rather than ground-truth dementia state. While we found that the questionnaire was specific to detecting dementia specificity by applying it to Parkinson's disease and stroke, it cannot be used to distinguish different forms of dementia, such as Alzheimer's, vascular, or Lewy-body dementia. Moreover, the rating was binarized, our tool is also not suited for the detection of mild cognitive impairment (MCI) which is often a precursor for dementia. James et al. [15] demonstrated successful machine learning models (SVMs) in medical settings using National Association of Care Catering (NACC) prognostic study data, but their model struggles with sensitivity (47%). Future research could explore the use of feature reduction in predicting dementia progression and its integration into online tools.

Thirdly, it is of note that the current version of the app is a proof of concept and further work is required to complete the design and functionality of the app, as well as address ethical and privacy concerns. Furthermore, a major limitation with such platforms is a potential lack of standardisation in the screening process such as different settings and test-givers.

5 CONCLUSION

We presented a minimal set of 27 questionnaire items comprised of patient and informant measures, which provides predictions of dementia diagnosis comparable with more extensive screenings. Formal cognitive testing is not required, allowing administration by a caregiver, such as a family member. Results can be made available within a few seconds via a web app. Future research could extend our approach to enable efficient screening for MCI, distinction of dementia sub-types, and prediction of disease progression. Moreover, this study contributes to generalising dementia screenings and improving their implementation to different countries, in particular developing countries with lack of healthcare access.

6 ACKNOWLEDGEMENTS

We would like to acknowledge the DEMON Network for their kind and continuous support with this research from forming the idea in the DEMON NeuroHack 2022 until the dissemination of this research. Our special thanks goes to the University of Exeter for the Alan Turing grant to fund this project. We would like to express our appreciation to the Milner Therapeutics Institute at the University of Cambridge for their invaluable support in overseeing the financial management of the grant.

REFERENCES

- [1] R. Wittenberg, B. Hu, L. Barraza-Araiza, and A. Rehill, "Projections of older people with dementia and costs of dementia care in the united kingdom, 2019–2040," *London: London School of Economics*, 2019. [Online]. Available: <https://www.lse.ac.uk/cpec/assets/documents/cpec-working-paper-5.pdf>
- [2] V. A. Freedman and J. D. Kasper, "Cohort Profile: The National Health and Aging Trends Study (NHATS)," *International Journal of Epidemiology*, vol. 48, no. 4, pp. 1044–1045g, Aug. 2019. [Online]. Available: <https://doi.org/10.1093/ije/dyz109>
- [3] V. Ravindranath and J. S. Sundarakumar, "Changing demography and the challenge of dementia in india," *Nature Reviews Neurology*, vol. 17, no. 12, pp. 747–758, 2021. [Online]. Available: <https://doi.org/10.1038/s41582-021-00565-x>
- [4] E. Nichols, J. D. Steinmetz, S. E. Vollset, K. Fukutaki, J. Chalek, F. Abd-Allah, A. Abdoli, A. Abualhasan, E. Abu-Gharbieh, T. T. Akram et al., "Estimation of the global prevalence of dementia in 2019 and forecasted prevalence in 2050: an analysis for the global burden of disease study 2019," *The Lancet Public Health*, vol. 7, no. 2, pp. e105–e125, 2022. [Online]. Available: [https://doi.org/10.1016/S2468-2667\(21\)00249-8](https://doi.org/10.1016/S2468-2667(21)00249-8)
- [5] P. P. Velandia, M. K. Miller-Petrie, C. Chen, S. Chakrabarti, A. Chapin, S. Hay, G. Tsakalos, A. Wimo, and J. L. Dieleman, "Global and regional spending on dementia care from 2000–2019 and expected future health spending scenarios from 2020–2050: An economic modelling exercise," *EClinicalMedicine*, vol. 45, p. 101337, 2022. [Online]. Available: <https://doi.org/10.1016/j.eclinm.2022.101337>
- [6] J. J. Dunkin and C. Anderson-Hanley, "Dementia caregiver burden: a review of the literature and guidelines for assessment and intervention," *Neurology*, vol. 51, no. 1 Suppl 1, pp. S53–S60, 1998. [Online]. Available: https://doi.org/10.1212/WNL.51.1_Suppl_1.S53
- [7] L. Eters, D. Goodall, and B. E. Harrison, "Caregiver burden among dementia patient caregivers: a review of the literature," *Journal of the American Academy of Nurse Practitioners*, vol. 20, no. 8, pp. 423–428, 2008. [Online]. Available: <https://doi.org/10.1111/j.1745-7599.2008.00342.x>
- [8] J. Rasmussen and H. Langerman, "Alzheimer's disease—why we need early diagnosis," *Degenerative neurological and neuromuscular disease*, pp. 123–130, 2019. [Online]. Available: <https://doi.org/10.2147/DNND.S228939>
- [9] A. Nulkar, V. Paralikar, and S. Juvekar, "Dementia in india—a call for action," *Journal of Global Health Reports*, vol. 3, p. e2019078, 2019. [Online]. Available: <https://doi.org/10.29392/joghr.3.e2019078>
- [10] J. Lee and A. B. Dey, "Introduction to lasi-dad: The longitudinal aging study in india—diagnostic assessment of dementia," *Journal of the American Geriatrics Society*, vol. 68, no. S3, pp. S3–S4, 2020. [Online]. Available: <https://doi.org/10.1111/jgs.16740>
- [11] J. Lee, J. Banerjee, P. Y. Khobragade, M. Angrisani, and A. Dey, "Lasi-dad study: a protocol for a prospective cohort study of late-life cognition and dementia in india," *BMJ open*, vol. 9, no. 7, p. e030300, 2019. [Online]. Available: <https://doi.org/10.1159/000087448>
- [12] K. M. Langa, L. H. Ryan, R. J. McCammon, R. N. Jones, J. J. Manly, D. A. Levine, A. Sonnega, M. Farron, and D. R. Weir, "The health and retirement study harmonized cognitive assessment protocol project: study design and methods," *Neuroepidemiology*, vol. 54, no. 1, pp. 64–74, 2020. [Online]. Available: <https://doi.org/10.1159/000503004>
- [13] J. Lee, P. Y. Khobragade, J. Banerjee, S. Chien, M. Angrisani, A. Perianayagam, D. E. Bloom, and A. B. Dey, "Design and methodology of the longitudinal aging study in india—diagnostic assessment of dementia (lasi-dad)," *Journal of the American Geriatrics Society*, vol. 68, pp. S5–S10, 2020. [Online]. Available: <https://doi.org/10.1111/jgs.16737>
- [14] H. Byeon, "Screening dementia and predicting high dementia risk groups using machine learning," *World Journal of Psychiatry*, vol. 12, no. 2, p. 204, 2022. [Online]. Available: <https://doi.org/10.5498/wjp.v12.i2.204>
- [15] C. James, J. M. Ranson, R. Everson, and D. J. Llewellyn, "Performance of machine learning algorithms for predicting progression to dementia in memory clinic patients," *JAMA network open*, vol. 4, no. 12, pp. e2136553–e2136553, 2021. [Online]. Available: <https://doi.org/10.1001/jamanetworkopen.2021.36553>
- [16] D. Yim, T. Y. Yeo, and M. H. Park, "Mild cognitive impairment, dementia, and cognitive dysfunction screening using machine learning," *Journal of International Medical Research*, vol. 48, no. 7, p. 0300060520936881, 2020. [Online]. Available: <https://doi.org/10.1177/0300060520936881>
- [17] H. Jin, S. Chien, E. Meijer, P. Khobragade, J. Lee et al., "Learning from clinical consensus diagnosis in india to facilitate automatic classification of dementia: Machine learning study," *JMIR Mental Health*, vol. 8, no. 5, p. e27113, 2021. [Online]. Available: <https://doi.org/10.2196/27113>
- [18] K. M. Langa, B. L. Plassman, R. B. Wallace, A. R. Herzog, S. G. Heeringa, M. B. Ofstedal, J. R. Burke, G. G. Fisher, N. H. Fultz, M. D. Hurd et al., "The aging, demographics, and memory study: study design and methods," *Neuroepidemiology*, vol. 25, no. 4, pp. 181–191, 2005. [Online]. Available: <https://doi.org/10.1159/000087448>

- [19] F. Thabtah, D. Peebles, J. Retzler, and C. Hathurusingha, "A review of dementia screening tools based on mobile application," *Health and Technology*, vol. 10, no. 5, pp. 1011–1022, 2020. [Online]. Available: <https://doi.org/10.1007/s12553-020-00426-5>
- [20] J. C. Morris, "Clinical dementia rating: a reliable and valid diagnostic and staging measure for dementia of the alzheimer type," *International psychogeriatrics*, vol. 9, no. S1, pp. 173–176, 1997. [Online]. Available: <https://doi.org/10.1017/S1041610297004870>
- [21] M. B. Kursa and W. R. Rudnicki, "Feature selection with the boruta package," *Journal of statistical software*, vol. 36, pp. 1–13, 2010. [Online]. Available: <https://doi.org/10.18637/jss.v036.i11>
- [22] M. Ganguli, G. Ratcliff, V. Chandra, S. Sharma, J. Gilby, R. Pandav, S. Belle, C. Ryan, C. Baker, E. Seaberg *et al.*, "A hindi version of the mmse: the development of a cognitive screening instrument for a largely illiterate rural elderly population in india," *International Journal of Geriatric Psychiatry*, vol. 10, no. 5, pp. 367–377, 1995. [Online]. Available: <https://doi.org/10.1002/gps.930100505>
- [23] J. Brandt, M. Spencer, M. Folstein *et al.*, "The telephone interview for cognitive status," *Neuropsychiatry Neuropsychol Behav Neurol*, vol. 1, no. 2, pp. 111–117, 1988. [Online]. Available: <https://psycnet.apa.org/record/1990-29825-001>
- [24] A. Jorm, "A short form of the informant questionnaire on cognitive decline in the elderly (iqcode): development and cross-validation," *Psychological medicine*, vol. 24, no. 1, pp. 145–153, 1994. [Online]. Available: <https://doi.org/10.1017/S003329170002691X>
- [25] W. Chang, J. Cheng, J. Allaire, C. Sievert, B. Schloerke, Y. Xie, J. Allen, J. McPherson, A. Dipert, and B. Borges, *shiny: Web Application Framework for R*, 2023, <https://github.com/rstudio/shiny>. [Online]. Available: <https://shiny.posit.co/>
- [26] J. M. Vonk, A. L. Gross, A. R. Zammit, L. Bertola, J. F. Avila, R. J. Jutten, L. S. Gaynor, C. K. Suemoto, L. C. Kobayashi, M. E. O'Connell *et al.*, "Cross-national harmonization of cognitive measures across hrs hcip (usa) and lasi-dad (india)," *Plos one*, vol. 17, no. 2, p. e0264166, 2022. [Online]. Available: <https://doi.org/10.1371/journal.pone.0264166>
- [27] "Mini-mental state examination, 2nd edition," <https://www.parinc.com/Products?pkey=238>, accessed: 2023-07-03.
- [28] M. M. Ehrensperger, M. Berres, K. I. Taylor, and A. U. Monsch, "Screening properties of the german iqcode with a two-year time frame in mci and early alzheimer's disease," *International Psychogeriatrics*, vol. 22, no. 1, pp. 91–100, 2010. [Online]. Available: <https://doi.org/10.1017/S1041610209990962>
- [29] S. Law and C. Wolfson, "Validation of a french version of an informant-based questionnaire as a screening test for alzheimer's disease," *The British Journal of Psychiatry*, vol. 167, no. 4, pp. 541–544, 1995. [Online]. Available: <https://doi.org/10.1192/bjp.167.4.541>
- [30] T. Del-Ser, J.-M. Morales, M.-S. Barquero, R. Cantón, and F. Bermejo, "Application of a spanish version of the" informant questionnaire on cognitive decline in the elderly" in the clinical assessment of dementia." *Alzheimer Disease and Associated Disorders*, vol. 11, no. 1, pp. 3–8, 1997. [Online]. Available: <https://doi.org/10.1097/00002093-199703000-00002>
- [31] H. Brodaty, D. Pond, N. M. Kemp, G. Luscombe, L. Harding, K. Berman, and F. A. Huppert, "The gpcog: a new screening test for dementia designed for general practice," *Journal of the American Geriatrics Society*, vol. 50, no. 3, pp. 530–534, 2002. [Online]. Available: <https://doi.org/10.1046/j.1532-5415.2002.50122.x>
- [32] H. Brodaty, D. Pond, N. M. Kemp, G. Luscombe, L. Harding, K. Berman, and F. A. Huppert, "The gpcog: A new screening test for dementia designed for general practice," *Journal of the American Geriatrics Society*, vol. 50, no. 3, pp. 530–534, 2002. [Online]. Available: <https://agsjournals.onlinelibrary.wiley.com/doi/abs/10.1046/j.1532-5415.2002.50122.x>

APPENDIX

READi-Dem: A ML-powered, web-interface tool for Robust, Efficient, Affordable Diagnosis of Dementia

Developed & Maintained by R2C2 Team

The screenshot displays the user interface of the READi-Dem platform. It features three main sections: MMSE orientation questions, Informant Questionnaire on Cognitive Decline in the Elderly (IQCODE), and a navigation bar. The MMSE section includes questions about time (year, season, month, date, day of the week) and space (country, city, district, place used for, home address, prime minister). The IQCODE section includes a question about remembering things about family and friends. The navigation bar includes tabs for App Instructions, Patient Information, and Dementia Prediction. A disclaimer and a welcome message are also visible.

Fig. 3: A sample image of the user interface of the platform. The caregiver can easily enter the information in the required fields in order to generate a final report.

Cognitive Testing	Informant Report	Geriatric Assessment
Hindi Mental State Exam (HMSE)	Demographics	Weight & Height
HRS TICS	JORM IQCODE	Blood pressure & pulse
Word Recall (CERAD)	Activities (Prince et al. 2007)	Functional health
Digit Span	Affect section	Timed up and go test
Symbol Cancellation (Lowery et al. 2004)	CSI-D module	Mental health
Word List (Recognition)	Blessed Scale Part 1 & 2	6-Minute walk test
Logical Memory (WMS-IV)		Mini Nutritional Assessment
Constructional Praxis (Rosen et al. 1984)		Hearing test
Retrieval Fluency (Woodcock et al. 2001)		Venous blood collection
Constructional Praxis (Recall)		
Executive Function		
Judgement & Problem Solving (Morris 1993)		
Serial 7s (MMSE)		
CSI-D		
Raven's		
Go-NoGo Task		

TABLE 5: Domains tested as part of the LASI-DAD study.

Questionnaire	Item number	Item code	Description
All cognition		r1cog_totalz	Standardised total cognition score
Blessed test 1	1	r1bl1_1	Rate subject's loss of ability to perform household tasks.
Blessed test 1	2	r1bl1_2	Rate subject's loss of ability to cope with small sums of money.
Blessed test 1	3	r1bl1_3	Rate subject's loss of ability to remember a short list of items such as a shopping list.
Blessed test 1	4	r1bl1_4	Rate subject's loss of ability to find his/her way around familiar indoor locations.
Blessed test 1	6	r1bl1_6	Rate subject's loss in his/her ability to grasp situations or explanations.
Blessed test 1	7	r1bl1_7	Rate subject's loss in his/her ability to recall recent events.
Blessed test 1		r1bl1score	Total score
Blessed test 1		r1fb1_7a	Flag for imputed value in r1fb1_7a - would the informant say loss of recall of recent events is due to physical or mental reasons
Blessed test 2		r1bl2score	Average score
Factor Analysis		r1bexefu	Summary measure of cognitive tests in the executive function broad domain
Factor Analysis		r1blangf	Summary measure of cognitive tests in the language/fluency broad domain
Factor Analysis		r1bmemory	Summary measure of cognitive tests in the memory broad domain.
Factor Analysis		r1borient	Summary measure of cognitive tests in the orientation broad domain.
Factor Analysis		r1natnsdpd	Summary measure of cognitive tests in the attention/speed subdomain
Factor Analysis		r1nmemdel	Summary measure of cognitive tests in the delayed episodic memory subdomain
Factor Analysis		r1nmemimm	Summary measure for cognitive tests in the immediate episodic memory subdomain.
Factor Analysis		r1nreason	Summary measure of cognitive tests in the abstract reasoning subdomain
Factor Analysis		r1sgcp	General cognitive factor score
HMSE		r1hmse_score	Total score
HMSE		r1hmse_scorz	Total score - standardised
HMSE		r1lasi_score	LASI comparable total score
HMSE		r1orient_p4	Orientation to place (1 point for State, city, name of district, home address)
HMSE		r1orient_p5	Orientation to place (1 point for State, city, floor, name of district, home address)
HMSE		r1orient_t4	Orientation to time (1 point for year, date, day of the week and month)
HMSE		r1orient_t5	Orientation to time (1 point for year, season, date, day of the week, month)
Informant report		r1act_stor	How often the respondent goes to the store for food or other things
Informant report		r1act_trav	Whether the respondent is able to travel somewhere by themselves
IADL		r1iadltot1_d	summary measure
IQCODE	2	r1iqscore2	Ability to remember recent events
IQCODE	5	r1iqscore5	Ability to remember day and month
IQCODE	8	r1iqscore8	Ability to work familiar machines around the house
IQCODE	10	r1iqscore10	Ability to learn new things
IQCODE	11	r1iqscore11	Ability to follow a story in a book or on TV
IQCODE	12	r1iqscore12	Ability to make decisions on everyday matters
IQCODE	13	r1iqscore13	Ability to handle money for shopping
IQCODE	14	r1iqscore14	Ability to handle financial matters
IQCODE	15	r1iqscore15	Ability to handle everyday arithmetic problems
IQCODE		r1jormscore	Summary score
Raven's matrices		r1rv_score	Total score
Raven's matrices		r1rv_scorez	Total score standardised

TABLE 6: Questionnaire items included in the optimal feature set, identified with the Boruta algorithm from the LASI-DAD dataset. Items are included from: the Blessed test; a factor analysis of cognitive tests; the Hindi Mental State Examination (HMSE); an informant report on everyday activities; the Instrumental Activities of Daily Living (IADL); the Informant Questionnaire on Cognitive Decline in the Eldery (IQCODE); and the Raven's matrices test.

READi-Dem: A ML-powered, web-interface tool for Robust, Efficient, Affordable Diagnosis of Dementia

Developed & Maintained by R2C2 Team

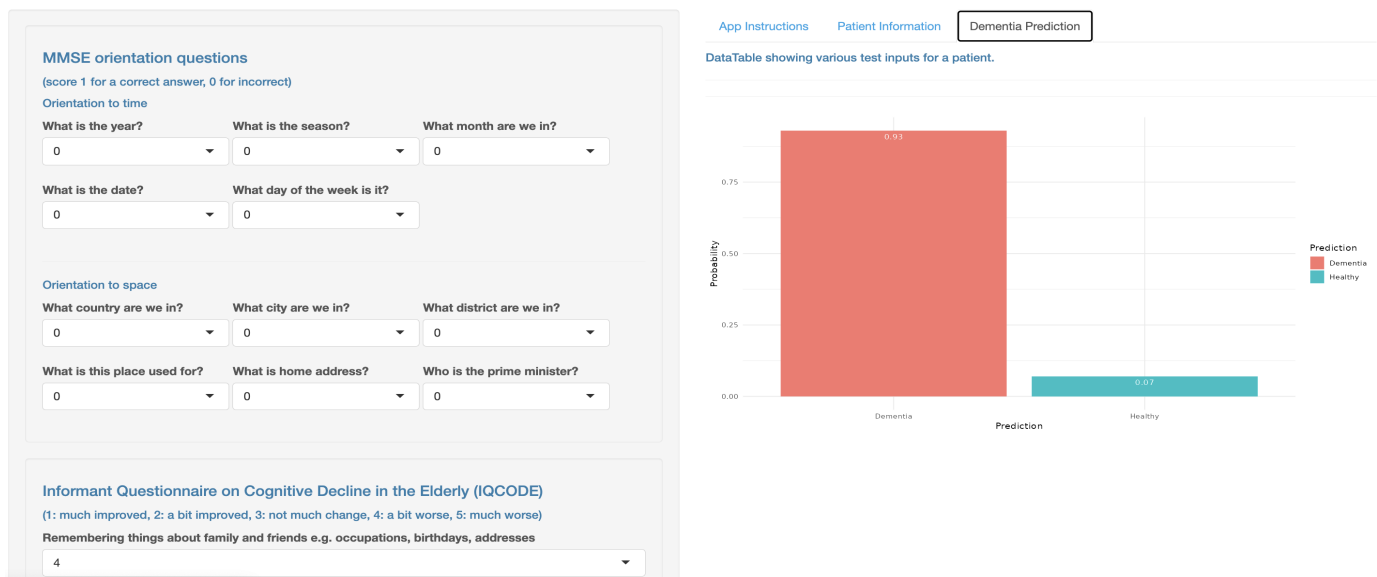


Fig. 4: A sample image of the user interface of the platform for dementia prediction.

Source	Item	
1	HMSE	Is it morning or afternoon or evening?
2	HMSE	What day of the week is it today?
3	HMSE	What date is it today?
4	HMSE	Which month is it today?
5	HMSE	What season of the year is it?
6	HMSE	Under which post office does your village come?
7	HMSE	Which district does your village fall under?
8	HMSE	Which village are you from?
9	HMSE	Which block (If village has any blocks) OR Which numbered area is this?
10	HMSE	Which place is this?
11	TICS	Who is the current prime minister?
12	IQCODE	Remembering things about family and friends, e.g. occupations, birthdays, addresses
13	IQCODE	Remembering things that have happened recently
14	IQCODE	Recalling conversations a few days later
15	IQCODE	Remembering her/his address and telephone number
16	IQCODE	Remembering what day and month it is
17	IQCODE	Remembering where things are usually kept
18	IQCODE	Remembering where to find things which have been put in a different place from usual
19	IQCODE	Knowing how to work familiar machines around the house
20	IQCODE	Learning to use a new gadget or machine around the house
21	IQCODE	Learning new things in general
22	IQCODE	Following a story in a book or on TV
23	IQCODE	Making decisions on everyday matters
24	IQCODE	Handling money for shopping
25	IQCODE	Handling financial matters, e.g. the pension, dealing with the bank
26	IQCODE	Handling other everyday arithmetic problems, e.g. knowing how much food to buy, knowing how long between visits from family or friends
27	IQCODE	Using his/her intelligence to understand what's going on and to reason things through

TABLE 7: Items contained in the final questionnaire included in the online platform. HMSE: Hindi Mental State Exam, TICS: Telephone Interview of Cognitive Status, IQCODE: Informant Questionnaire on Cognitive Decline.

Dataset	Model	Testing Method	elastic	logistic	svm loov	neuralnet	random for-est	gradient boosting
LASI	Optimal	sensitivity/specificity	0.94/0.97	0.82/0.91	0.94/0.97	0.94/0.97	0.94/0.97	0.94/0.97
LASI	Optimal	precision/recall/F1 Score	0.97/0.94/0.96	0.90/0.82/0.86	0.97/0.94/0.96	0.97/0.94/0.96	0.97/0.94/0.96	0.97/0.94/0.96
LASI	Minimal	sensitivity/specificity	0.97/0.82	0.97/0.82	0.97/0.79	0.97/0.79	0.97/0.82	0.94/0.82
LASI	Minimal	precision/recall/F1 Score	0.85/0.97/0.90	0.85/0.97/0.90	0.83/0.97/0.89	0.83/0.97/0.89	0.85/0.97/0.90	0.84/0.94/0.89

TABLE 8: Performance metrics of the 6 ML models comparing between optimal and minimal feature sets. Optimal performance is based on the set of 41 selected features that were computed from 237 items. Minimal performance is based on the set of 27 refined features.