

1 **Dynamics of Hepatitis C Virus Seroprevalence: Evaluating Risk Factors**
2 **among Pakistan's Sex Workers**

3 Raza Tirmizi^{1,2}, Rida Rashid², & Nousheen Zaidi^{3,4*}

4 ¹Dostana Male Health Society, Pakistan

5 ²Action Research Collective

6 ³Cancer Biology Lab, Institute of Microbiology and Molecular Genetics, University of the Punjab, Pakistan, ⁴Cancer
7 Research Centre, University of the Punjab, Pakistan

8

9

10 *Corresponding Author

11 Email: director.crc@pu.edu.pk (NZ)

12 **Abstract**

13 The current study investigates the seroprevalence of the Hepatitis C Virus (HCV) among sex workers in
14 Pakistan, a task made challenging due to social and cultural barriers. Our primary objectives were to
15 gauge the extent of HCV exposure in this marginalized group, identify disparities in seroprevalence
16 between sexes, and examine the association between seropositivity and various demographic and risk
17 factors. We enrolled 1,000 participants, predominantly male (87.7%) and female (12.3%) sex workers.
18 The majority fell within the 26-35 years age category (39.9%). A significant proportion (47.1%) had not
19 received formal education. Overall, HCV antibodies were found in 15% of the participants. Disparities
20 were evident with a seroprevalence of 13% in male sex workers and a significantly higher 31% in female
21 sex workers. HCV seropositivity increased with age, with female sex workers showing a sharper rise. A
22 link between levels of formal education and HCV seroprevalence was observed, with female sex workers
23 consistently exhibiting higher seroprevalence across educational levels. Risk factors such as shaving
24 practices, sharing of blades, surgical history, and other medical exposures were assessed, revealing higher
25 HCV seropositivity rates among those exposed, especially pronounced among female participants.
26 Despite the societal challenges, this research paves the way for future investigations and interventions
27 tailored to this population's unique needs and vulnerabilities.

28

29 **Keywords**

30 HCV; Seroprevalence; HCV risk factors; Sex workers

31 **Introduction**

32 Hepatitis C virus (HCV) infection remains a significant global health concern, exhibiting considerable
33 prevalence variations across diverse populations and geographical regions (1-5). This variability is
34 attributed to multiple factors, including disparities in socioeconomic conditions, accessibility to
35 healthcare services, and the availability of harm reduction programs (6, 7). Predominantly, HCV infection
36 affects two age demographics: individuals aged 20-40 years and those over 50 years (8-11).

37 Transmission of HCV is primarily through exposure to contaminated blood, occurring through means
38 such as contaminated surgical instruments, blood transfusions, and sharing needles or syringes (2, 12).
39 While the risk of sexual transmission is generally lower, it is notably elevated among certain populations,
40 including sex workers (13-15), due to risk behaviors that facilitate acquiring and transmitting these
41 viruses through sexual and parenteral routes (2, 13).

42 Previous research shows significant disparities in HCV prevalence among sex workers across various
43 regions and demographics. For instance, a study conducted in Glasgow highlighted an alarming 81%
44 HCV seroprevalence among female sex workers who inject drugs, significantly surpassing the rates for
45 general injecting drug users in Glasgow and any recorded in the UK from 1991 to 2005 (15). Conversely,
46 a Canadian study reported a baseline prevalence of 42.7% among female sex workers. This study also
47 showed that HCV incidence was highest among women who inject drugs. They also reported higher HCV
48 prevalence among women living with sexually transmitted infections or HIV. Moreover, the use of non-
49 injection stimulants was found to be associated with HCV seroconversion (14). Other studies also
50 reported varying prevalence rates and associated risk factors, emphasizing the diverse nature of HCV
51 prevalence among sex worker populations globally (16, 17).

52 In Pakistan, a nation confronting one of the most substantial burdens of HCV, the vulnerability of male
53 and female sex workers is accentuated. Nevertheless, a pronounced void exists in exhaustive research
54 dedicated to these demographics, notably in an environment characterized by significant impediments to

55 education and healthcare. With a staggering approximation of 10 million individuals living with HCV in
56 Pakistan, the dearth of intricate data on HCV seroprevalence within the sex worker community is palpable
57 (18-20).

58 To bridge this informational gap, the presented work aimed to study the HCV seroprevalence among male
59 and female sex workers and examine the associated risk factors. The undertaking of research within such
60 marginalized communities as the sex workers in Pakistan mandated an approach imbued with
61 collaboration and empathy. To this end, we established a partnership with *Dostana*, an organization
62 steadfastly dedicated to the empowerment and health advocacy of vulnerable communities. This alliance
63 enabled an effective and considerate engagement with the sex worker community in Pakistan, ensuring
64 the study was conducted with due deference while addressing the distinctive needs and challenges faced
65 by this community.

66 **Methodology**

67 **Research Design and Participant Selection**

68 This cross-sectional study determines the seroprevalence of the Hepatitis C Virus (HCV) among sex
69 workers in Pakistan. A total of 1000 participants, male and female, were included in this study. The
70 inclusion criteria stipulated that participants must be sex workers aged 15 years or older and possess
71 proficiency in Punjabi or Urdu. Participants were recruited through the *Dostana Male Health Society*, a
72 recognized society that addresses key populations' healthcare concerns. Due to Pakistan's societal and
73 cultural barriers, engaging with individuals in these marginalized communities is challenging. As a
74 solution, community members were educated and guided to gather data from the sex workers population
75 enlisted through *Dostana*.

76 The data collection process involved structured interviews. After the necessary training, data enumerators
77 administered the structured questionnaires through one-on-one interviews. This process of data collection
78 and participants recruitment took place between 13-06-2022 and 30-03-2023. This method ensured that
79 the process was consistent, comprehensive, and aimed at minimizing potential bias or misinterpretation of
80 the questions. The data were collected on demographic characteristics, common risk factors, and history
81 of HIV.

82 **Ethical Considerations**

83 The study protocol is reviewed and approved by the Bioethics Committee of the Cancer Research Centre,
84 University of the Punjab. All participants provided informed written consent before participating in the
85 study. The study is conducted following the Declaration of Helsinki.

86 **Serological Testing**

87 Blood samples are collected from participants for serological testing. The presence of HCV antibodies is
88 determined using the SD BIOLINE HCV Hepatitis C Virus Antibody Test. All tests are conducted in a
89 certified laboratory following standard procedures.

90 **Statistical Analysis**

91 Descriptive statistics are used to summarize the demographic characteristics of the participants and the
92 Prevalence of HCV. All analyses are performed using MS Excel.

93 Results

94 Demographic Characteristics of the Study Participants

95 The study comprised a total of 1000 participants, with a significant majority being men (87.7%) and a
96 smaller proportion being women (12.3%) (**Table 1**). The participants spanned a wide age range, with the
97 largest group falling within the 26-35 years category (39.9%). This was followed by the 18-25 years age
98 group (25.0%), the 36-45 years age group (20.8%), those older than 45 years (13.3%), and a small
99 fraction under 18 years (1.0%) (**Table 1**).

100

101

102

103

104

105

106

107

108

109

Demographic Criteria	Number of Participants		
	Total	Men	Women
Number of Participants	1000	877	123
Age Distribution			
<18	10	10	0
18-25	250	238	12
26-35	399	350	49
36-45	208	180	28
>45	133	99	34
Years of Formal Education			
0	471	399	72
≤8	229	209	20
9-12	229	206	23
>12	71	63	8
Marital Status			
Married	611	523	88
Single	388	353	35
HIV Status			
HIV Positive	1	1	0
HIV Negative	998	876	122

110 Regarding years of formal education, a significant proportion of the participants had not received formal
111 education (47.1%). Those with eight years or less of formal education constituted 22.9% of the
112 participants, while those with 9-12 years also comprised 22.9% of the total. A small fraction of the

113 participants had more than 12 years of formal education (7.1%). Most participants were married (61.1%),
114 while a substantial proportion were single (38.8%) (**Table 1**).

115 The study also evaluated the HIV seroprevalence of participants. The vast majority were found to be HIV
116 negative (99.8%), with only one individual (0.1%) being HIV positive.

117 **HCV Seroprevalence of the Study Participants**

118 Next, the seroprevalence of HCV was assessed in this cohort of sex workers. Overall, HCV antibodies
119 were found in 15% of the population, suggesting that these individuals had been exposed to the virus at
120 some point (**Fig 1a**).

121 **Fig 1. Prevalence of HCV seropositivity among Pakistani Sex Workers.** (a) A pie-chart displaying
122 seroprevalence of HCV in overall study population (n=1000). (b) A pie-chart displaying seroprevalence of
123 HCV in male sex workers population. (c) A pie-chart displaying seroprevalence of HCV in female sex
124 workers population.

125 When the data is analyzed based on sex, notable disparities become evident. Among male sex workers,
126 the seroprevalence of HCV was 12%, whereas a significantly higher seroprevalence of 31% was observed
127 in female sex workers (**Fig 1b-c**).

128 This difference in seroprevalence between male and female sex workers indicates a higher likelihood of
129 past or present HCV infection among the female participants. However, it is imperative to note the
130 significantly larger male sample size when interpreting these findings.

131 **Association of HCV seroprevalence with selected demographic** 132 **characteristics**

133 Among participants aged less than 18 years, there were no positive cases of HCV detected, however, this
134 age group only included male participants (**Fig 2a-c**). In the age group of 18-25 years, HCV seropositivity

135 was relatively low in both males (6.4%) and females (8.3%). The seropositivity percentage gradually
136 increased with age in both sexes. In the 26-35 age bracket, HCV seropositivity increased to 12.8% in
137 males and 14.3% in females. A more pronounced rise in seropositivity was observed in the 36-45 years
138 age group, with rates reaching 23.6% in males and 53.6% in females. Similarly, in the age group over 45
139 years, the seropositivity rate was 22.6% for males and 44.1% for females. These data suggest that HCV
140 seropositivity increases with age in both sexes, with female sex workers showing a sharper rise and
141 overall higher seroprevalence than their male counterparts.

142 **Fig 2: Prevalence of HCV seropositivity and associated risk factors in Pakistani sex workers**
143 **population. (a)** Age-adjusted HCV seroprevalence in overall sex workers population **(b)** Age-adjusted
144 HCV seroprevalence in male sex workers population **(c)** Age-adjusted HCV seroprevalence in female sex
145 workers population **(d)** Education-wise HCV seroprevalence in overall sex workers population **(e)**
146 Education-wise HCV seroprevalence in male sex workers population **(f)** Education-wise HCV
147 seroprevalence in female sex workers population. The total number of sex workers in each age **(a, b, c)**
148 and education **(d, e, f)** groups are plotted on left y-axis and represented as verticle gray bars and HCV
149 seropostivity percentage is plotted on right y-axis and represented as a yellow stacked line.

150 Our data reveal a link between levels of formal education and HCV seroprevalence among the sex
151 workers in our study. The HCV seroprevalence was 14.2% for participants without formal education (**Fig**
152 **2d**). Among those with ≤ 8 years of education, the seroprevalence rose slightly to 17.0%. For individuals
153 with 9-12 years of education, the seroprevalence dropped to 13.1%. Interestingly, participants with more
154 than 12 years of education had a seroprevalence of 14.1%.

155 On analyzing the data based on sex (**Fig 2e-f**), it was noted that male sex workers with no education had a
156 lower seroprevalence of HCV at 12.0%, whereas the figure for their female counterparts was considerably
157 higher at 26.4%. In participants with ≤ 8 years of education, the seroprevalence was 14.4% for men and
158 sharply increased to 45.0% for women. Among individuals with 9-12 years of formal education, the

159 positivity rate dropped to 11.2% in men and 30.4% in women. For those with >12 years of education, the
160 seroprevalence was lower in men (11.1%) compared to women (37.5%).

161 Among married male sex workers, the seroprevalence was 15.1%, whereas, for single males, it was
162 significantly lower at 8.2% (**Table 2**). On the other hand, among female sex workers, married individuals
163 showed a considerably higher seroprevalence at 35.2%, compared to single females who had a
164 seroprevalence of 20.0%.

Sex	Marital Status	Total Participants	Positivity %
Male	Married	523	15.10516
Male	Single	353	8.215297
Female	Married	88	35.22727
Female	Single	35	20

165

166 **Identified Risk Factors and Their Relationship to HCV**

167 **Seroprevalence**

168 Next, we analyzed the impact of Identified risk factors on HCV seroprevalence in male and female sex
169 workers (**Table 3**). In the context of shaving practices, individuals shaving at home had a higher overall
170 HCV seropositivity of 18.97% compared to those using salon services (12.62%) or both (13.27%). This
171 trend was consistent among men, with 10.81% positivity in those who shaved at home versus 12.58% and
172 13.54% for those who used salon services and both, respectively. However, for women, the pattern
173 diverged. Women who shaved at home had a significantly high HCV seropositivity of 33.33%, while
174 women who used salon services showed seropositivity of 14.29%.

175

Risk Factor	Exposure	Sex	Participant Number	HCV Seropositivity %
Source of Shaving	Home	Overall	290	18.96551724
	Salon	Overall	610	12.62295082
	Both	Overall	98	13.26530612
	Home	Men	185	10.81081081
	Salon	Men	596	12.58389262
	Both	Men	96	13.54166667
	Home	Women	105	33.33333333
	Salon	Women	14	14.28571429
	Both	Women	2	0
Sharing of Blade	Yes	Overall	41	19.5122
	No	Overall	957	14.31557
	Yes	Men	39	20.51282
	No	Men	838	11.93317
	Yes	Women	2	0
	No	Women	119	31.09244
Sharing of Toothbrush	Yes	Overall	37	13.51351
	No	Overall	963	14.64174
	Yes	Men	36	11.11111
	No	Men	841	12.36623
	Yes	Women	1	100
	No	Women	122	30.32787
History of Surgery	Yes	Overall	150	18.66667
	No	Overall	850	13.88235
	Yes	Men	137	13.86861
	No	Men	740	12.02703
	Yes	Women	13	69.23077
	No	Women	110	26.36364
History of Blood Transfusion	Yes	Overall	178	17.97753
	No	Overall	822	13.86861
	Yes	Men	164	15.2439
	No	Men	713	11.64095
	Yes	Women	14	50
	No	Women	109	28.44037
History of Injection	Yes	Overall	189	15.34392
	No	Overall	811	14.42663
	Yes	Men	168	11.30952
	No	Men	709	12.55289
	Yes	Women	21	47.61905
	No	Women	102	27.45098
History of Dental Procedure	Yes	Overall	79	22.78481
	No	Overall	921	13.89794

	Yes	Men	70	18.57143
	No	Men	807	11.772
	Yes	Women	9	55.55556
	No	Women	114	28.94737
History of Hospitalization	Yes	Overall	147	21.76871
	No	Overall	853	13.3646
	Yes	Men	132	17.42424
	No	Men	745	11.4094
	Yes	Women	15	60
	No	Women	108	26.85185
History of Drug Abuse	Yes	Overall	14	21.42857
	No	Overall	986	14.50304
	Yes	Men	12	25
	No	Men	865	12.13873
	Yes	Women	2	0
	No	Women	121	31.40496

176

177 Sharing of blades revealed a slightly higher overall HCV seropositivity among individuals men who
 178 shared blades had significantly higher seropositivity (20.51%) than those who did not (11.93%). For
 179 sharing toothbrushes, the overall HCV seropositivity was lower in those who shared (13.51%) than those
 180 who did not (14.64%).

181 History of surgery showed a pattern where individuals with a surgical history had higher overall HCV
 182 seropositivity (18.67%) than those without (13.88%). This was mirrored in men with a history of surgery
 183 (13.87%) versus those without (12.03%). However, among women, a striking difference was observed.
 184 Women with a surgical history exhibited an alarmingly high HCV seropositivity rate of 69.23%, whereas
 185 women without a surgical history demonstrated a seropositivity rate of 26.36%.

186 The pattern of other risk factors such as blood transfusion history, history of injections, dental procedures,
 187 hospitalization, and drug abuse revealed similar patterns. All risk factors showed higher HCV
 188 seropositivity rates among those exposed to the risk factor, with the differences being more pronounced
 189 among women compared to men. Notably, these differences among women should be interpreted with
 190 caution due to the smaller sample sizes.

191 **Discussion**

192 The presented work studied the seroprevalence of the Hepatitis C Virus (HCV) among sex workers in
193 Pakistan. This work aimed to examine the extent of HCV exposure within this marginalized community,
194 identify any disparities in seroprevalence between sexes, and study the association of seroprevalence with
195 various demographic characteristics and risk factors. Our study population predominantly consisted of
196 men (87.7%), with women making up 12.3%. The overall seroprevalence of HCV antibodies, indicative
197 of exposure to the virus, was 15%. Notably, a marked gender disparity was observed, with male sex
198 workers exhibiting a seroprevalence of 12%, while their female counterparts showed a significantly
199 higher seroprevalence of 31%. We also found variations in seroprevalence across different age groups,
200 educational levels, and marital statuses. It was observed that increasing age, lower education, and
201 marriage were associated with higher seroprevalence.

202 Studies focusing on HCV seroprevalence among sex workers have yielded diverse results. For example,
203 research conducted in Thailand (21) revealed a relatively low HCV prevalence of 2.3% among migrant
204 sex workers, contrasting sharply with a Glasgow-based study (15) that reported a striking 81% HCV
205 seroprevalence among female street sex workers who inject drugs. Meanwhile, a Canadian study (14)
206 documented a baseline prevalence of 42.7% among female sex workers. A study from Brazil [4] also
207 indicated a higher exposure prevalence to HCV, at 7.7%, among female sex workers. These findings
208 underscore the significant variability in HCV seroprevalence across different regions and populations of
209 sex workers, shedding light on the impact of various risk factors, demographic characteristics, and
210 regional healthcare infrastructures.

211 Our study found pronounced disparities in HCV seroprevalence between male and female sex workers.
212 This finding aligns with existing literature documenting elevated rates of HCV seroprevalence among
213 female sex workers (14). The heightened vulnerability of female sex workers is often a byproduct of
214 precarious working conditions, limited access to healthcare, and an increased likelihood of injecting drug

215 use—each a significant contributor to elevated HCV risk (17). The intersection of sex work and drug use
216 is particularly accentuated among female sex workers (14, 17), amplifying their susceptibility to HCV
217 infection. The multifaceted, gender-specific risks inherent in sex work necessitate the development of
218 tailored interventions and harm reduction strategies. These strategies should address the unique needs and
219 challenges faced by female sex workers, particularly in enhancing access to HCV prevention and
220 healthcare services.

221 Several studies have reported high HCV seroprevalence among men who have sex with men (MSM) (22-
222 24). However, only a few studies have undertaken a comparative analysis of sex-based differences among
223 sex workers (25, 26). There is a pressing need for additional research to further elucidate the variations in
224 HCV prevalence rates based on gender within the sex worker population.

225 We observed an increase in HCV seropositivity with advancing age, particularly among female sex
226 workers. This demographic exhibited a sharper rise and consistently higher seroprevalence than their male
227 counterparts. This age-related increase in HCV seropositivity is consistent with several other studies (9),
228 suggesting a cumulative risk of exposure and infection over time (9). The more pronounced increase
229 among female sex workers could be attributed to many factors, including prolonged exposure to high-risk
230 environments, compounded vulnerabilities, and potential barriers to accessing preventive services and
231 healthcare.

232 A noticeable relationship was observed between years of formal education and HCV seroprevalence
233 among the participating sex workers. Individuals with lower educational levels exhibited higher rates of
234 HCV seroprevalence, a markedly pronounced trend among female sex workers. This observed association
235 between education and HCV seroprevalence underscores the importance of addressing educational
236 disparities as a critical determinant of health. Tailored interventions to enhance health literacy and
237 improved access to education, are essential for reducing HCV seroprevalence and promoting health equity
238 within this population.

239 Our data indicates a notable difference in HCV seroprevalence in relation to marital status, particularly
240 among female sex workers. Married female sex workers manifested a considerably elevated
241 seroprevalence compared to their single counterparts. One plausible explanation for this occurrence could
242 be that married individuals may face complexities related to spousal relationships, familial
243 responsibilities, and societal expectations, potentially influencing their risk behaviors and access to
244 healthcare. The dynamics of marital relationships, including the potential for intimate partner violence
245 and power imbalances, may limit the autonomy of married female sex workers in negotiating safer
246 practices and accessing preventive services. Additionally, married female sex workers might experience
247 dual sources of stigma and discrimination—both as sex workers and as married women engaged in sex
248 work. This compounded stigma can pose barriers to healthcare access, hinder utilization of harm
249 reduction services, and exacerbate vulnerabilities to infections such as HCV (27, 28).

250 This study also examined the impact of various identified risk factors on HCV seroprevalence. The
251 sharing of blades emerged as a significant risk factor, with individuals engaging in this practice
252 demonstrating higher seropositivity. This observation aligns with the established knowledge that sharing
253 sharp objects can facilitate the transmission of blood-borne viruses like HCV, underscoring the
254 importance of promoting safe practices and awareness. Individuals with a surgical history, especially
255 women, manifested alarmingly high HCV seropositivity rates. This finding accentuates the critical role of
256 medical procedures as potential avenues for HCV transmission, necessitating stringent infection control
257 measures and adherence to sterilization protocols in healthcare settings. The exploration of other risk
258 factors such as blood transfusion history, history of injections, dental procedures, hospitalization, and
259 drug abuse revealed analogous patterns. These factors contributed to elevated HCV seropositivity rates,
260 with the disparities being more pronounced among women. The heightened vulnerability of women to
261 these risk factors necessitates a gender-sensitive approach to addressing HCV transmission.

262 One of the major limitations of our study is the smaller sample size of female participants. This
263 disproportion in representation between male and female participants could potentially introduce bias and

264 affect the robustness of the associations and patterns observed, particularly in relation to gender-specific
265 findings. This smaller female cohort size limits the generalizability of our findings to the broader
266 population of female sex workers in Pakistan and beyond. The gender-specific disparities and trends
267 observed in our study warrant further exploration through more extensive, more representative studies
268 focusing on female sex workers. Another potential limitation of our study is the self-reported data, which
269 may be subject to recall bias. Despite these limitations, our study contributes valuable insights into the
270 HCV seroprevalence among sex workers in Pakistan, laying the groundwork for future research and
271 interventions tailored to address the unique needs and vulnerabilities of this population. The insights
272 garnered from this research underscore the pressing need for concerted action and commitment to address
273 the health disparities faced by sex workers and to foster an environment conducive to their well-being and
274 access to healthcare.

275 **Acknowledgments**

276 We would like to offer our gratitude to all the community members who helped us in sampling and
277 collecting data from this marginalized community.

278 **Declarations**

279 **Generative AI**

280 *During the preparation of this work the author(s) used ChatGPT for editing the manuscript. After using this tool, the*
281 *author(s) reviewed and edited the content as needed and take(s) full responsibility for the content of the publication.*

282 **References**

- 283 1. Alter MJ. Epidemiology of hepatitis C virus infection. *World journal of gastroenterology: WJG*.
284 2007;13(17):2436.
- 285 2. Lanini S, Easterbrook PJ, Zumla A, Ippolito G. Hepatitis C: global epidemiology and strategies
286 for control. *Clin Microbiol Infect*. 2016;22(10):833-8.
- 287 3. Petruzzello A, Marigliano S, Loquercio G, Cozzolino A, Cacciapuoti C. Global epidemiology of
288 hepatitis C virus infection: An up-date of the distribution and circulation of hepatitis C virus genotypes.
289 *World J Gastroenterol*. 2016;22(34):7824-40.
- 290 4. Lewis KC, Barker LK, Jiles R, Gupta N. Estimated prevalence and awareness of hepatitis C virus
291 infection among U.S. adults- National Health and Nutrition Examination Survey, January 2017-March
292 2020. *Clin Infect Dis*. 2023.
- 293 5. Daw M, El-Bouzedi A, Ahmed M, Dau A, Agnan M, Edrah A. Geographic integration of hepatitis
294 C virus: A global threat. *World Journal of Virology*. 2016;12:1-13.
- 295 6. Abdelhakam SA, Othman MA. Social, cultural, and political factors influencing HCV in
296 developing countries. *Hepatitis C in Developing Countries: Elsevier*; 2018. p. 33-8.
- 297 7. Edmunds BL, Miller ER, Tsourtos G. The distribution and socioeconomic burden of Hepatitis C
298 virus in South Australia: a cross-sectional study 2010-2016. *BMC Public Health*. 2019;19(1):527.
- 299 8. Ryerson AB, Schillie S, Barker LK, Kupronis BA, Wester C. Vital Signs: Newly Reported Acute
300 and Chronic Hepatitis C Cases - United States, 2009-2018. *MMWR Morb Mortal Wkly Rep*.
301 2020;69(14):399-404.
- 302 9. Reid M, Price JC, Tien PC. Hepatitis C Virus Infection in the Older Patient. *Infect Dis Clin North*
303 *Am*. 2017;31(4):827-38.
- 304 10. Yue T, Zhang Q, Cai T, Xu M, Zhu H, Pourkarim MR, et al. Trends in the disease burden of HBV
305 and HCV infection in China from 1990-2019. *Int J Infect Dis*. 2022;122:476-85.

- 306 11. El-Serag HB, Kramer J, Duan Z, Kanwal F. Epidemiology and outcomes of hepatitis C infection
307 in elderly US Veterans. *J Viral Hepat.* 2016;23(9):687-96.
- 308 12. Prati D. Transmission of hepatitis C virus by blood transfusions and other medical procedures: a
309 global review. *J Hepatol.* 2006;45(4):607-16.
- 310 13. Miranda N, de Souza RL, Monteiro JC, Costa IB, Siravenha LQ, da Luz ALB, et al.
311 Seroprevalence of HBV and HCV in female sex workers from four cities in the state of Pará, northern
312 Brazil. *Journal of medical virology.* 2021;93(6):3730-7.
- 313 14. Goldenberg SM, Montaner J, Braschel M, Socias E, Guillemi S, Shannon K. Dual sexual and
314 drug-related predictors of hepatitis C incidence among sex workers in a Canadian setting: gaps and
315 opportunities for scale-up of hepatitis C virus prevention, treatment, and care. *Int J Infect Dis.*
316 2017;55:31-7.
- 317 15. Taylor A, Hutchinson SJ, Gilchrist G, Cameron S, Carr S, Goldberg DJ. Prevalence and
318 determinants of hepatitis C virus infection among female drug injecting sex workers in Glasgow. *Harm
319 reduction journal.* 2008;5:11.
- 320 16. Uuskula A, Fischer K, Raudne R, Kilgi H, Krylov R, Salminen M, et al. A study on HIV and
321 hepatitis C virus among commercial sex workers in Tallinn. *Sex Transm Infect.* 2008;84(3):189-91.
- 322 17. Socias ME, Shannon K, Montaner JS, Guillemi S, Dobrer S, Nguyen P, et al. Gaps in the hepatitis
323 C continuum of care among sex workers in Vancouver, British Columbia: Implications for voluntary
324 hepatitis C virus testing, treatment and care. *Can J Gastroenterol Hepatol.* 2015;29(8):411-6.
- 325 18. Waheed Y, Shafi T, Safi SZ, Qadri I. Hepatitis C virus in Pakistan: a systematic review of
326 prevalence, genotypes and risk factors. *World J Gastroenterol.* 2009;15(45):5647-53.
- 327 19. Saleem NH, Adrien A, Razaque A. Risky sexual behavior, knowledge of sexually transmitted
328 infections and treatment utilization among a vulnerable population in Rawalpindi, Pakistan. *Southeast
329 Asian J Trop Med Public Health.* 2008;39(4):642-8.

- 330 20. Ahsan A, Khan AZ, Javed H, Mirza S, Chaudhary SU, Shahzad-UI-Hussan S. Estimation of
331 hepatitis C prevalence in the Punjab province of Pakistan: A retrospective study on general population.
332 PLoS One. 2019;14(4):e0214435.
- 333 21. Hongjaisee S, Khamduang W, Sripan P, Choyrum S, Thepbundit V, Kosashunhanan N, et al.
334 Uncommon hepatitis C virus among migrant sex workers in Chiangmai, Thailand. *Clinical microbiology
335 and infection : the official publication of the European Society of Clinical Microbiology and Infectious
336 Diseases*. 2021;27(10):1523-5.
- 337 22. Jin F, Dore GJ, Matthews G, Luhmann N, Macdonald V, Bajis S, et al. Prevalence and incidence
338 of hepatitis C virus infection in men who have sex with men: a systematic review and meta-analysis.
339 *Lancet Gastroenterol Hepatol*. 2021;6(1):39-56.
- 340 23. Hoornenborg E, Achterbergh RCA, Schim van der Loeff MF, Davidovich U, Hogewoning A, de
341 Vries HJC, et al. MSM starting preexposure prophylaxis are at risk of hepatitis C virus infection. *AIDS*.
342 2017;31(11):1603-10.
- 343 24. Tirmizi R, Munir R, Zaidi N. Trends in Hepatitis C Virus Seroprevalence and Associated Risk
344 Factors among MSM in Pakistan: Insights from a Community-Based Study. medRxiv.
345 2023:2023.09.19.23295785.
- 346 25. Kassak K, Mahfoud Z, Kreidieh K, Shamra S, Afifi R, Ramia S. Hepatitis B virus and hepatitis C
347 virus infections among female sex workers and men who have sex with men in Lebanon: prevalence, risk
348 behaviour and immune status. *Sex Health*. 2011;8(2):229-33.
- 349 26. Saludes V, Folch C, Morales-Carmona A, Ferrer L, Fernandez-Lopez L, Munoz R, et al.
350 Community-based screening of hepatitis C with a one-step RNA detection algorithm from dried-blood
351 spots: Analysis of key populations in Barcelona, Spain. *J Viral Hepat*. 2018;25(3):236-44.
- 352 27. Khan S, Shah S, Ashraf H. Predictive factors for acquiring HCV infection in the population
353 residing in high endemic, resource-limited settings. *J Family Med Prim Care*. 2021;10(1):167-74.

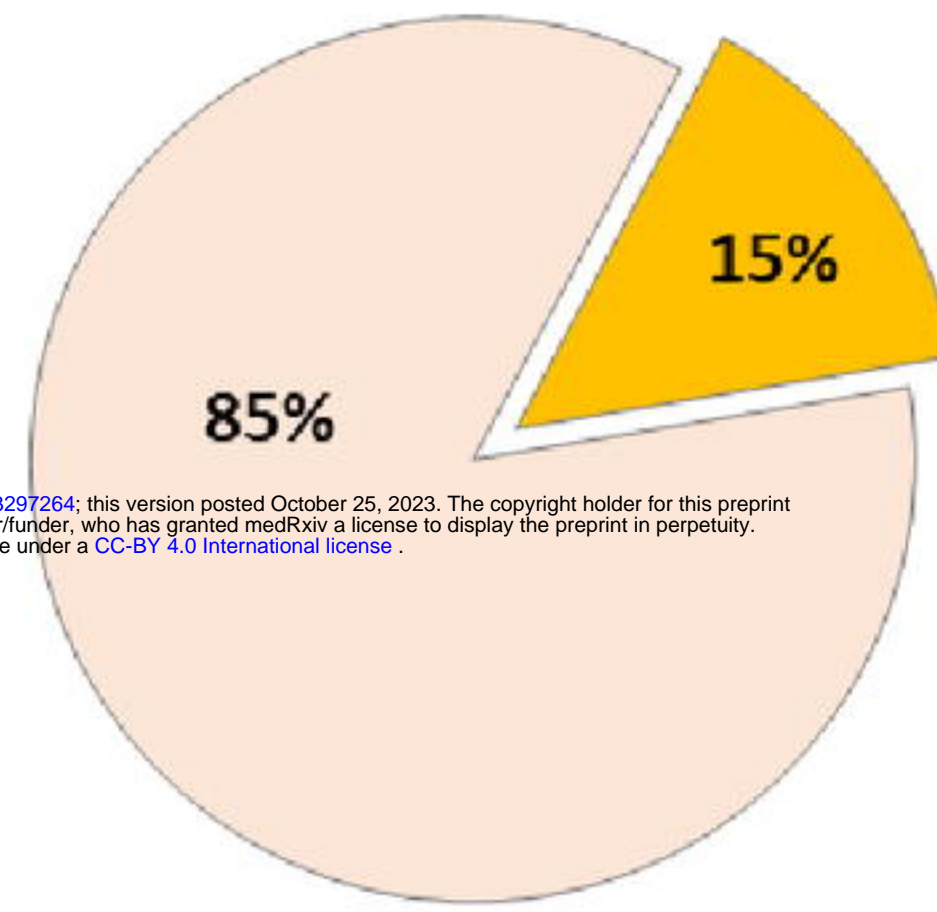
354 28. Rashti R, Alavian SM, Moradi Y, Sharafi H, Mohamadi Bolbanabad A, Roshani D, et al. Global
355 prevalence of HCV and/or HBV coinfections among people who inject drugs and female sex workers who
356 live with HIV/AIDS: a systematic review and meta-analysis. Arch Virol. 2020;165(9):1947-58.

357

Figure 1

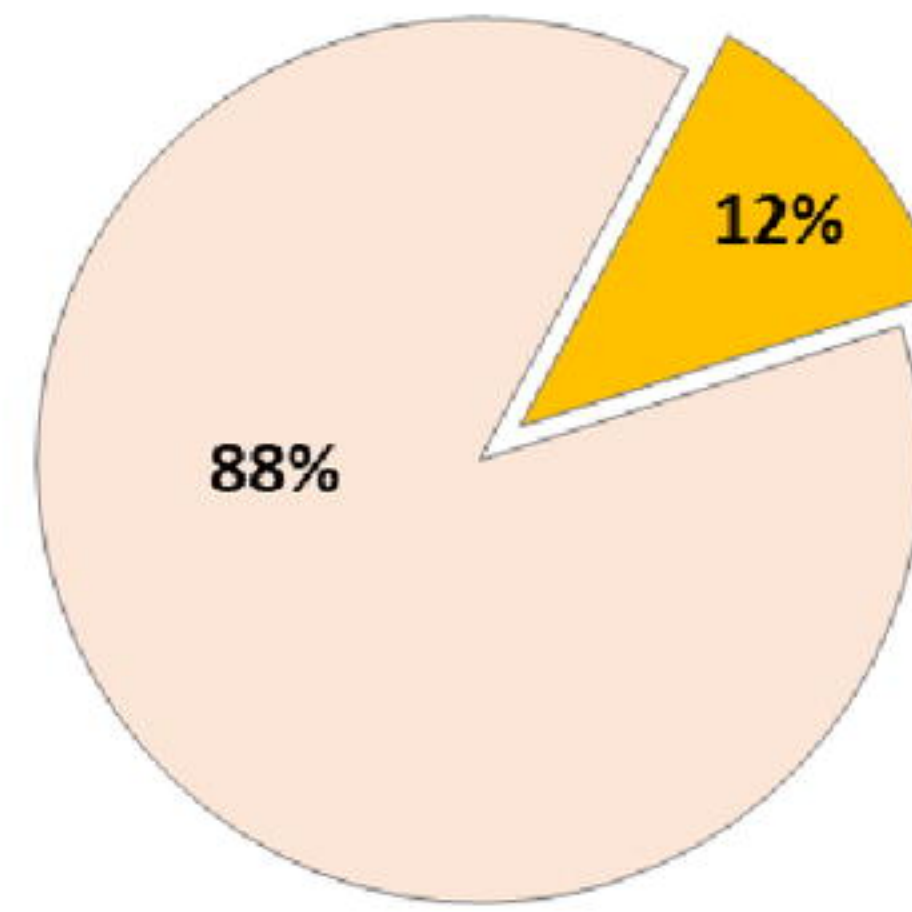
(a) Overall

■ Positive % ■ Negative %



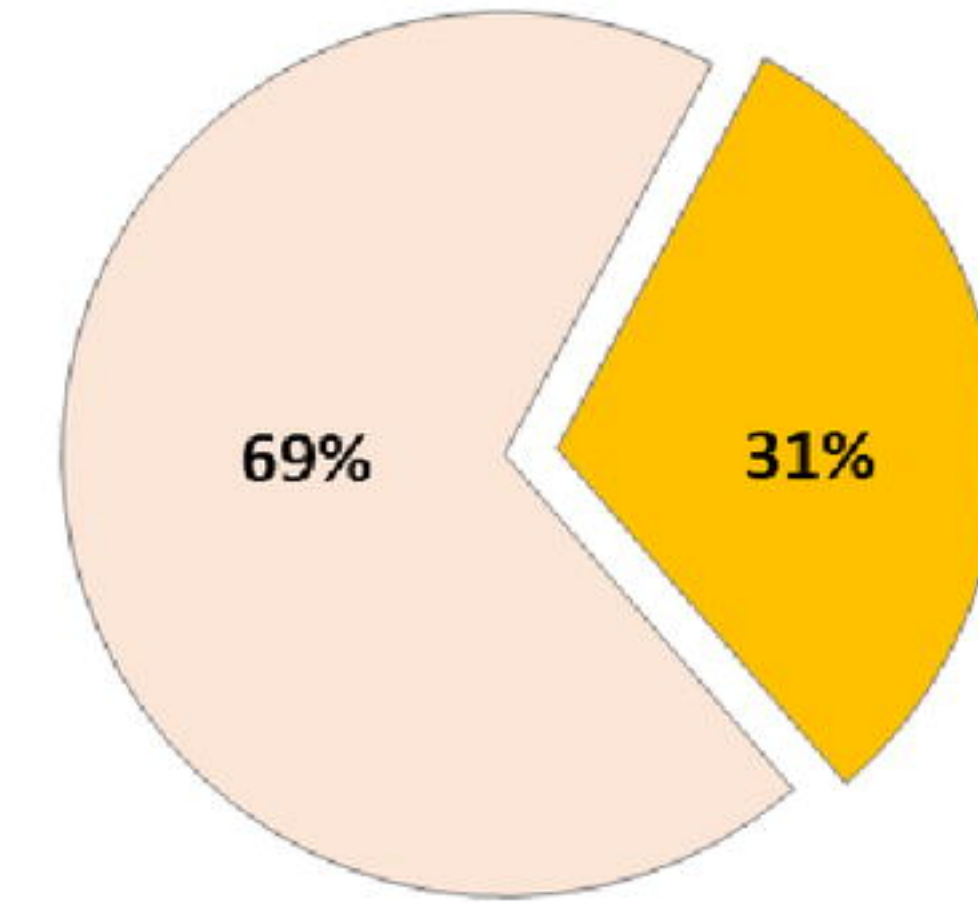
(b) Male

■ Positive % ■ Negative %



(c) Female

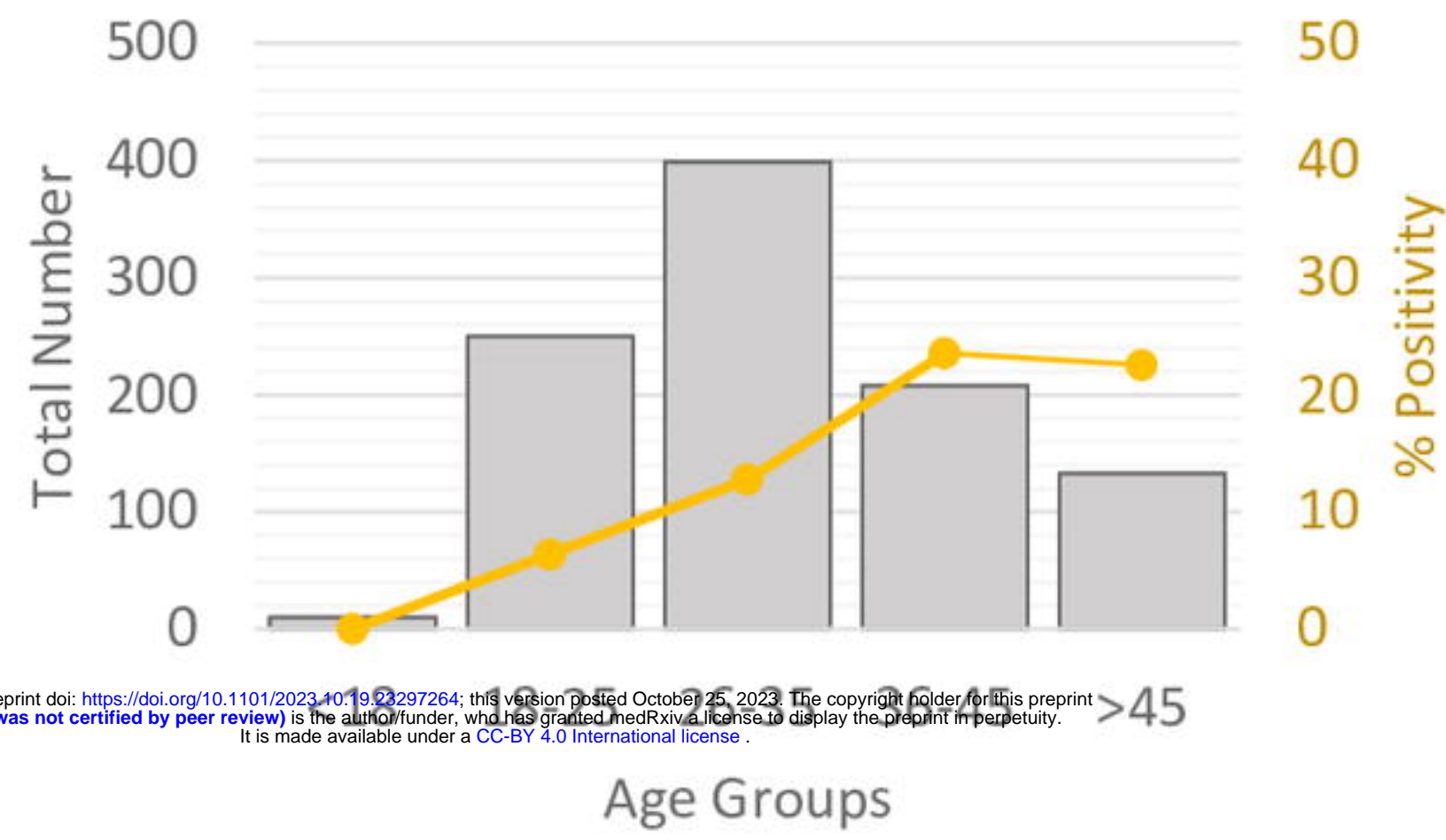
■ Positive % ■ Negative %



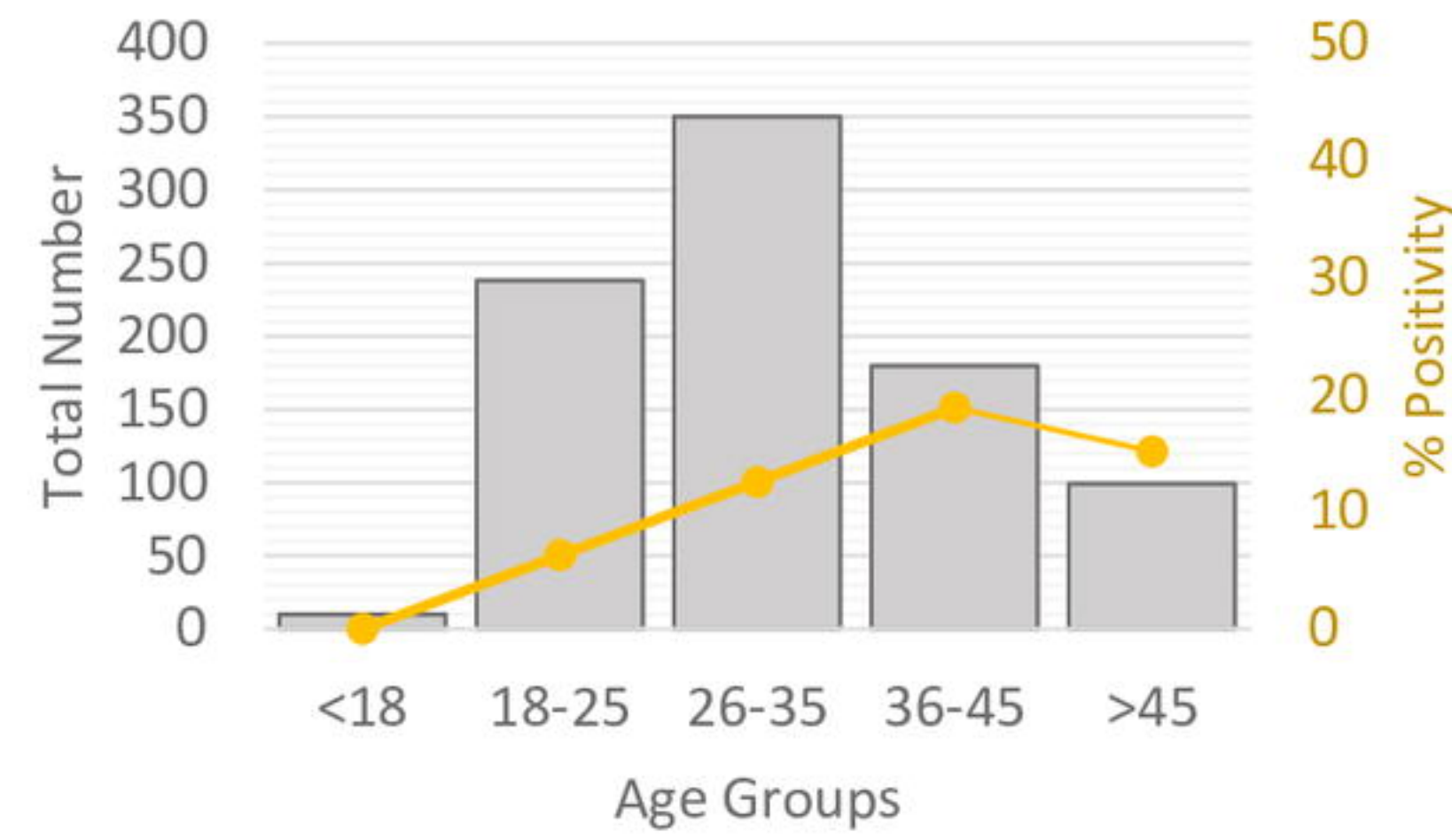
medRxiv preprint doi: <https://doi.org/10.1101/2023.10.19.23297264>; this version posted October 25, 2023. The copyright holder for this preprint (which was not certified by peer review) is the author/funder, who has granted medRxiv a license to display the preprint in perpetuity. It is made available under a [CC-BY 4.0 International license](#).

Figure 2

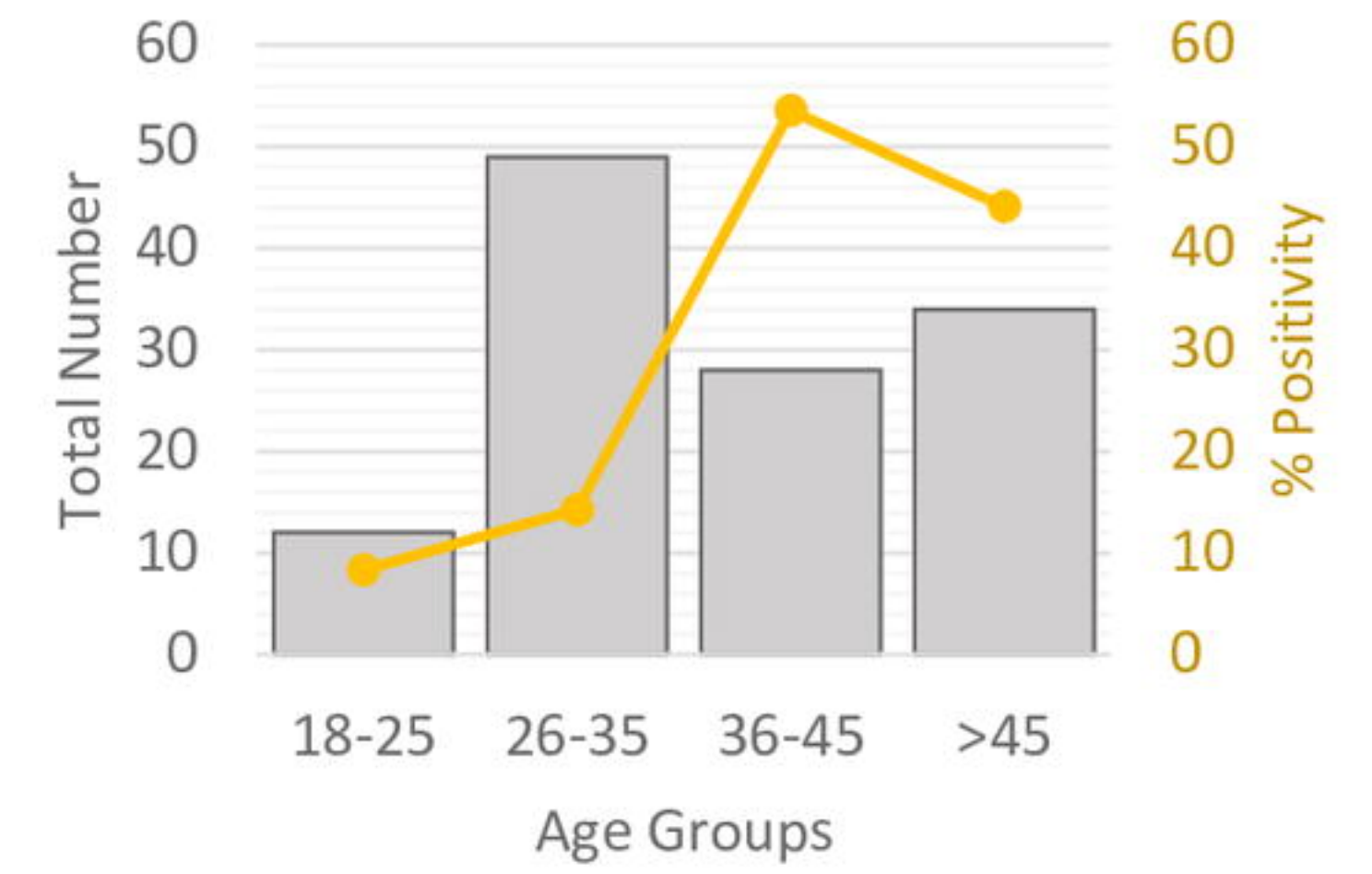
(a) Overall



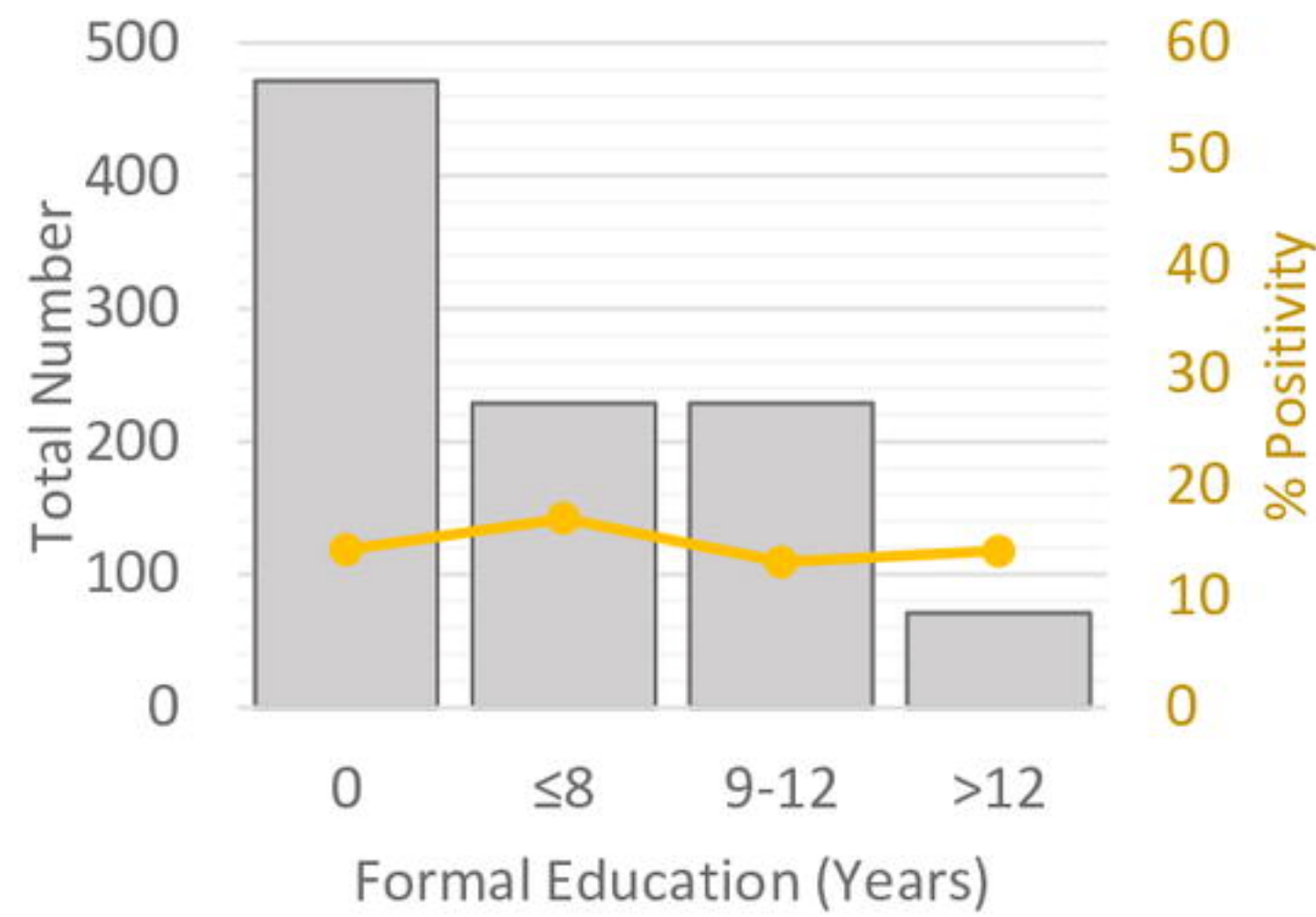
(b) Male



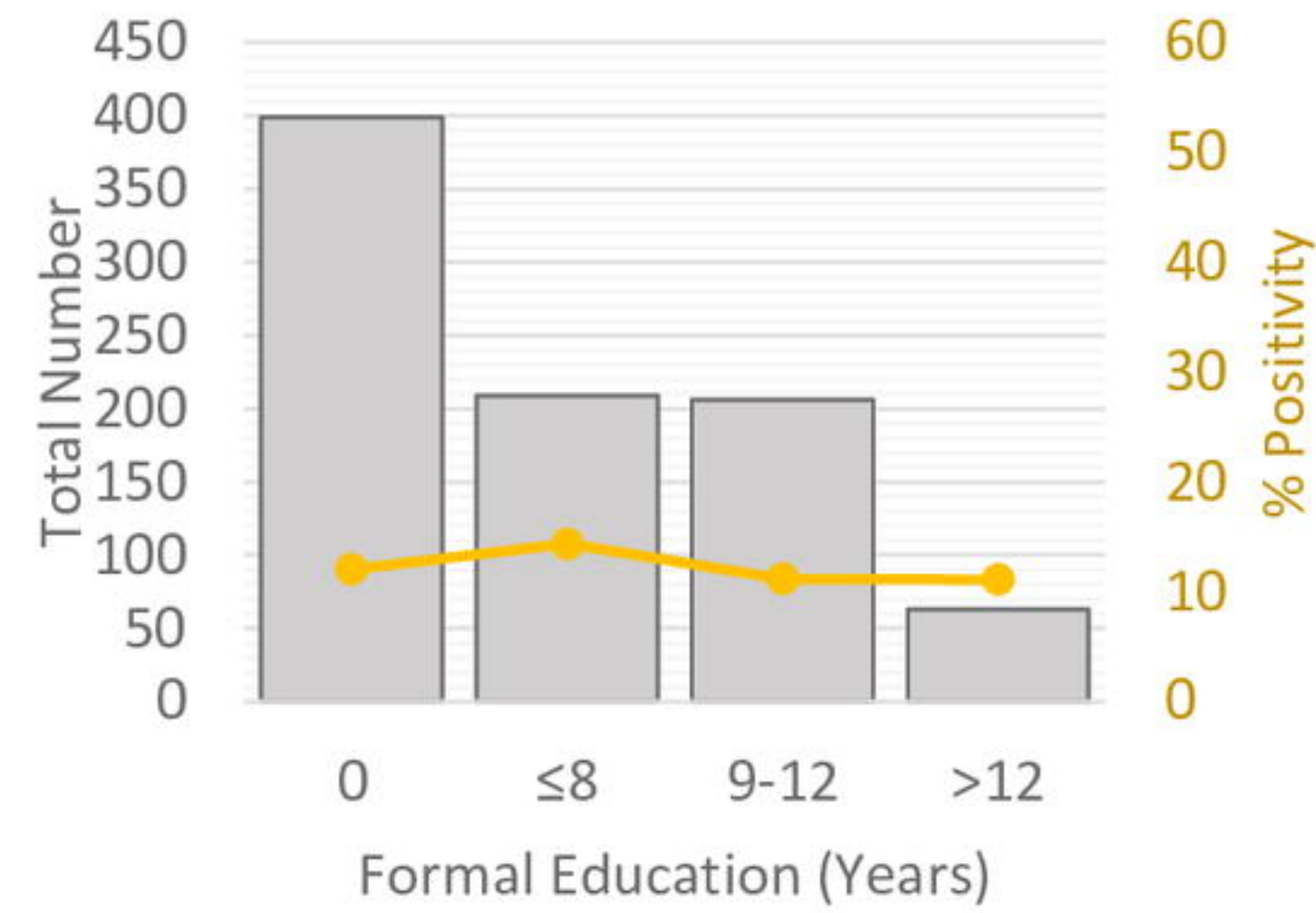
(c) Female



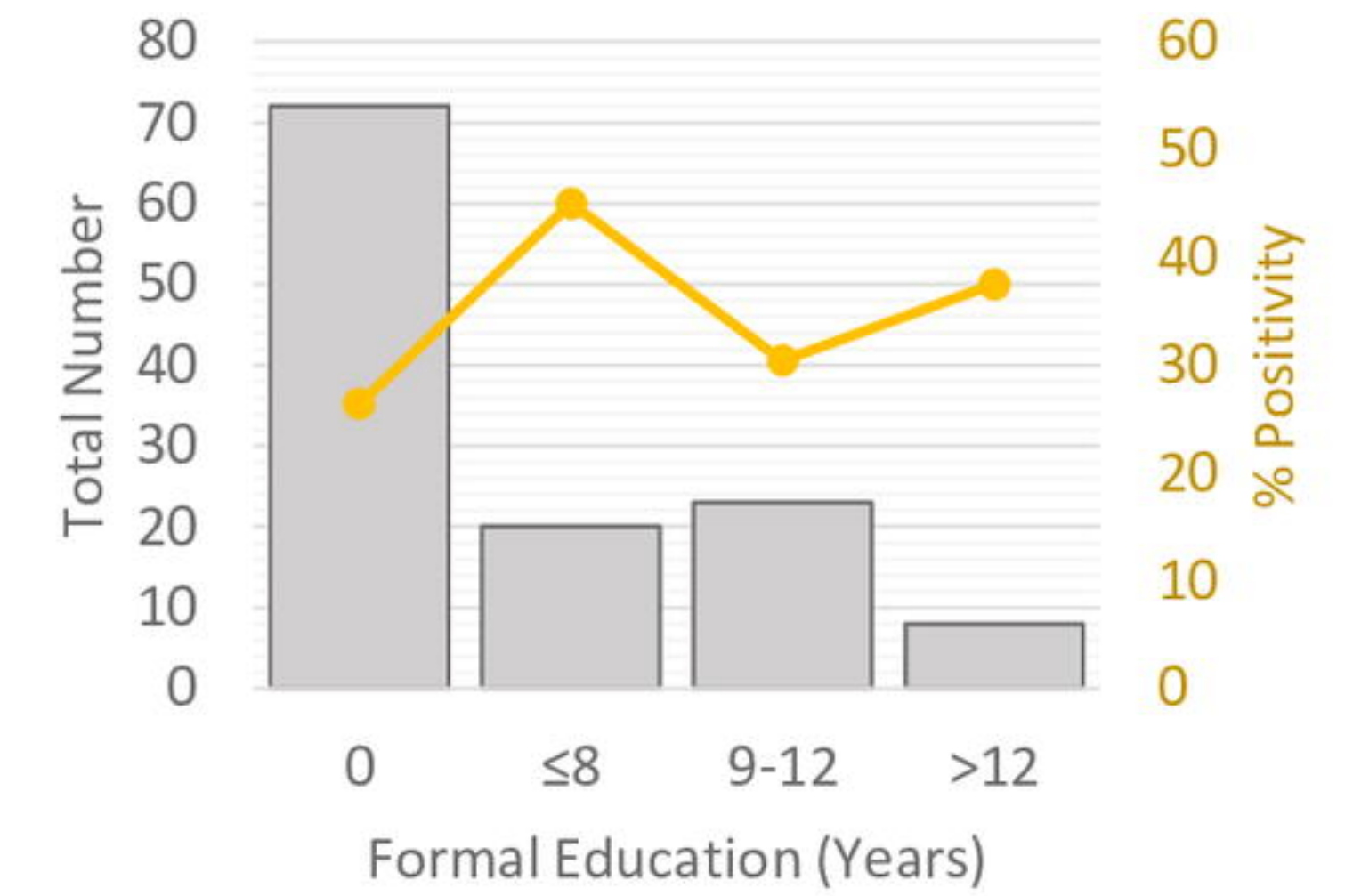
(d) Overall



(e) Male



(f) Female



medRxiv preprint doi: <https://doi.org/10.1101/2023.10.19.2297264>; this version posted October 25, 2023. The copyright holder for this preprint (which was not certified by peer review) is the author/funder, who has granted medRxiv a license to display the preprint in perpetuity. It is made available under a [CC-BY 4.0 International license](https://creativecommons.org/licenses/by/4.0/).