

Population dynamics of HIV drug resistance during treatment scale-up in Uganda: a population-based longitudinal study

Michael A. Martin^{1,*}, Steven James Reynolds^{2,3,4}, Brian T. Foley⁵, Fred Nalugoda², Thomas C. Quinn^{2,3,4}, Steven A. Kemp⁶, Margaret Nakalanzi², Edward Nelson Kankaka², Godfrey Kigozi², Robert Ssekubugu², Ravindra K. Gupta^{6,7}, Lucie Abeler-Dörner⁸, Joseph Kagaayi^{2,9}, Oliver Ratmann¹⁰, Christophe Fraser⁸, Ronald Moses Galiwango², David Bonsall^{11,†}, M. Kate Grabowski^{1,2,12,†}, on behalf of the PANGEA-HIV Consortium and the Rakai Health Sciences Program

¹Department of Pathology, Johns Hopkins School of Medicine, Baltimore, MD, USA

²Rakai Health Sciences Program, Kalisizo, Uganda

³Division of Infectious Disease, Department of Medicine, Johns Hopkins School of Medicine, Baltimore, MD, USA

⁴Division of Intramural Research, National Institute of Allergy and Infectious Diseases, National Institutes of Health, Bethesda, MD, USA

⁵Theoretical Biology and Biophysics, Los Alamos National Laboratory, Los Alamos, New Mexico, USA

⁶Department of Medicine, University of Cambridge, Cambridge, UK

⁷Africa Health Research Institute, KwaZulu-Natal, South Africa

⁸Pandemic Sciences Institute, Nuffield Department of Medicine, University of Oxford, Oxford, UK

⁹Makerere University School of Public Health, Kampala, Uganda

¹⁰Department of Mathematics, Imperial College London, London, England, United Kingdom

¹¹Wellcome Centre for Human Genetics, Nuffield Department of Medicine, University of Oxford, Oxford, UK

¹²Department of Epidemiology, Johns Hopkins Bloomberg School of Public Health, Baltimore, MD, USA

[†]These authors contributed equally

*Corresponding author: mmart108@jhmi.edu

1 **Abstract**

2 *Background*

3 Clinical studies have reported rising pre-treatment HIV drug resistance during antiretroviral
4 treatment (ART) scale-up in Africa, but representative data are limited. We estimated
5 population-level drug resistance trends during ART expansion in Uganda

6
7 *Methods*

8 We analyzed data from the population-based open Rakai Community Cohort Study conducted at
9 agrarian, trading, and fishing communities in southern Uganda between 2012 and 2019.
10 Consenting participants aged 15-49 were HIV tested and completed questionnaires. Persons
11 living with HIV (PLHIV) provided samples for viral load quantification and virus deep-
12 sequencing. Sequence data were used to predict resistance. Population prevalence of class-
13 specific resistance and resistance-conferring substitutions were estimated using robust log-
14 Poisson regression.

15
16 *Findings*

17 Data from 93,622 participant-visits, including 4,702 deep-sequencing measurements, showed
18 that the prevalence of NNRTI resistance among pre-treatment viremic PLHIV doubled between
19 2012 and 2017 (PR:1.98, 95%CI:1.34–2.91), rising to 9.61% (7.27-12.7%). The overall
20 population prevalence of pre-treatment viremic NNRTI and NRTI resistance among all
21 participants decreased during the same period, reaching 0.25% (0.18% - 0.33%) and 0.05%
22 (0.02% - 0.10%), respectively (p -values for trend = 0.00015, 0.002), coincident with increasing
23 treatment coverage and viral suppression. By the final survey, population prevalence of
24 resistance contributed by treatment-experienced PLHIV exceeded that from pre-treatment
25 PLHIV, with NNRTI resistance at 0.54% (0.44%-0.66%) and NRTI resistance at 0.42% (0.33%-
26 0.53%). Overall, NNRTI and NRTI resistance was predominantly attributable to rtK103N and
27 rtM184V. While 10.52% (7.97%-13.87%) and 9.95% (6.41%-15.43%) of viremic pre-treatment
28 and treatment-experienced PLHIV harbored the inT97A mutation, no major dolutegravir
29 resistance mutations were observed.

30
31 *Interpretation*

32 Despite rising NNRTI resistance among pre-treatment PLHIV, overall population prevalence of
33 pre-treatment resistance decreased due to treatment uptake. Most NNRTI and NRTI resistance is
34 now contributed by treatment-experienced PLHIV. The high prevalence of mutations conferring
35 resistance to components of current first-line ART regimens among PLHIV with viremia is
36 potentially concerning.

37
38 *Funding*

39 National Institutes of Health and the Gates Foundation

40

41 **Research in context**

42 *Evidence before the study*

43 We searched PubMed for studies matching the keywords “hiv” “resistance” “longitudinal”
44 “cohort” “population” published since 2004 (the beginning of antiretroviral therapy (ART)
45 availability in sub-Saharan Africa) and identified 50 studies. We excluded 34 studies not based
46 in sub-Saharan Africa, five studies primarily concerned with infection with other pathogens (e.g.
47 HBV, *M. tuberculosis*), two studies concerned with insulin resistance, one sequencing-methods
48 paper, and one paper concerned with host susceptibility to HIV infection. The remaining seven
49 studies were not population-based meaning that the study population was not all persons but e.g.
50 people living with HIV enrolled in care at a given clinic. Population-based cohort are essential
51 for monitoring HIV drug resistance in both treated and untreated individuals, including those
52 people who may go undetected in clinical settings, capturing evolutionary dynamics of resistance
53 in real-world conditions.

54

55 *Added value of this study*

56 We estimated the prevalence of drug resistance over five consecutive survey rounds of a
57 population-based open-cohort study in southern Uganda between 2012 and 2019 during a period
58 of intense treatment scale-up. We show that among the entire population regardless of HIV
59 status, 0.8% and 0.5% of individuals harbor viremic resistance to non-nucleoside reverse
60 transcriptase inhibitors (NNRTIs) and nucleoside-reverse transcriptase inhibitors (NRTIs),
61 respectively, of which the majority is dual-class NNRTI/NRTI resistance. Despite a two-fold
62 increase in the prevalence of NNRTI resistance among pre-treatment viremic PLHIV, the overall
63 prevalence of pre-treatment viremic resistance in the entire population decreased by more than
64 50% due to increased treatment initiation and population viral load suppression. The majority of
65 resistance in recent survey rounds was contributed by treatment-experienced PLHIV. Among
66 treatment-experienced viremic PLHIV, we observe a substantial burden of mutations that confer
67 resistance to the NNRTI and NRTI components of dolutegravir and cabotegravir based regimens
68 e.g. rtM184V (34%) rtY181C (15%), rtG190A (12%), rtK65R (12%), and rtK101E (9.5%). The
69 integrase strand transfer inhibitor (INSTI) resistance mutation inT97A was observed in about a
70 tenth of viremic PLHIV.

71

72 These results provide the first longitudinal population-based estimates of temporal trends in the
73 prevalence of drug resistance during ART program expansion in a high-burden setting. Further,
74 they provide critical insight into the landscape of prevalent drug resistance substitutions
75 circulating in this population.

76

77 *Implications of all the available evidence*

78 Scale-up of HIV treatment has increased the prevalence of drug resistance mutations among
79 viremic people living with HIV in sub-Saharan Africa. The relatively high prevalence of NNRTI
80 resistance has prompted a recent shift to first-line regimens including dolutegravir (an INSTI) in
81 combination with NRTIs. The high prevalence of mutations conferring resistance to components
82 of current first-line regimens in our population warrants continued monitoring of treatment
83 failures and the prevalence of drug resistance in high burden settings.

84

85

86 **Introduction**

87 Antiretroviral therapy (ART) suppresses human immunodeficiency virus (HIV) replication in
88 persons living with HIV (PLHIV),¹ which slows disease progression² and prevents viral
89 transmission.³ With increased uptake of ART as well as other interventions such as voluntary
90 medical male circumcision, HIV incidence has fallen by nearly 40% globally since 2010.⁴

91
92 Viral resistance to ART threatens the clinical and public health impact of treatment scale-up^{5,6}.
93 Drug resistance can be acquired when an individual infected with a susceptible virus develops
94 resistance following treatment. This is more common when treatment adherence is intermittent,⁷
95 but can occur despite high adherence.⁸ Throughout sub-Saharan Africa, the epicenter of the
96 global HIV epidemic⁴, the majority of patients who remain viremic despite being on treatment
97 with first-line regimens harbor resistance to at least one component of that regimen¹. Viral
98 genomes with resistance-conferring mutations can be transmitted to HIV seronegative
99 individuals, increasing the risk of first-line treatment failure approximately five-fold.⁹

100
101 Through 2018, preferred first-line HIV ART regimens relied on a combination of nucleoside
102 reverse transcriptase inhibitors (NRTIs) and non-nucleoside reverse transcriptase inhibitor
103 (NNRTI)¹⁰. During the scale-up of ART, an increase in the prevalence of NNRTI resistance
104 among pre-treatment PLHIV has been observed globally¹¹. A systematic meta-regression
105 estimated a 1.3% annual increase in NNRTI resistance in eastern Africa, reaching 10% by 2016.
106 These findings have been corroborated by recent cross-sectional studies and World Health
107 Organization (WHO) surveys^{1,12,13} and prompted a shift in recommendations to dolutegravir
108 (DTG, an integrase strand transfer inhibitor [INSTI]) given in combination with NRTIs (e.g.
109 Tenofovir disoproxil fumarate [TDF] and Lamivudine [3TC]) for first-line ART. Further, long-
110 lasting injectable INSTIs (e.g. cabotegravir [CAB]) in combination with an NNRTI (rilpivirine
111 [RPV]) are currently being rolled out throughout sub-Saharan Africa¹⁴.

112
113 The vast majority of data on the prevalence of HIV ART resistance in sub-Saharan Africa is
114 derived from the population of PLHIV who report to healthcare clinics or hospitals^{1,11-13}. Clinic-
115 based studies are subject to biases in the population of PLHIV who are engaged and retained in
116 care, which is not universal¹⁵. Specifically in eastern and southern Africa, only 95% of women
117 and 91% of men are aware of their HIV status and of those only 92% and 86% are on ART,
118 respectively⁴. Further, clinic-based studies are able to estimate only the prevalence of ART
119 resistance among PLHIV and not among the general population. The latter is the
120 epidemiologically relevant parameter to inform the risk of exposure to HIV with ART resistance
121 among seronegative individuals¹⁶.

122
123 General population-based studies, in which all individuals, regardless of HIV serostatus, are
124 recruited to participate, can address these shortcomings. This design also allows for the accurate
125 estimation of the overall prevalence of resistance and the relative contributions from different
126 groups, such as pre-treatment and treatment-experienced PLHIV. A recent cross-sectional
127 population-based study of drug resistance in KwaZulu-Natal, South Africa found very low
128 (<1%) levels of resistance to INSTIs prior to DTG roll-out, but observed rtM184V (3TC
129 resistance), rtK65R (TDF resistance), and rtK70E (TDF resistance) in 32.6%, 12.0%, and 6.2%
130 of treatment-experienced PLHIV. Further, the rtE138A mutation, which confers resistance to
131 RPV, was observed in in 6.5% and 7.9% of ART-experienced and -naïve PLHIV, respectively,

132 in this setting¹⁷. Cross-sectional studies, however, are unable to assess temporal trends in the
133 prevalence of resistance among PLHIV and the general population and do not capture the overall
134 decrease in the prevalence of viremic HIV during ART scale-up. Conversely, longitudinal
135 population-based cohort designs enable more precise monitoring of resistance evolution and a
136 dynamic evaluation of the risks posed to current and future ART regimens. This study design is
137 particularly useful in the context of rapidly changing population sizes of pre-treatment and
138 treatment-experienced viremic PLHIV as has been observed globally in recent decades during
139 expansion of treatment and prevention programs¹⁵.

140
141 Here, we analyzed HIV deep-sequence data collected from 3,407 PLHIV as part of a general
142 population-based open cohort study in southern Uganda spanning a nine-year period of intense
143 ART scale-up and declines in HIV incidence¹⁸⁻²⁰. Our validated deep-sequencing protocol²¹
144 allows for the identification and quantification of drug resistance mutations present in a minority
145 of the viral population within a given PLHIV, which can be selected for upon treatment initiation
146 but are missed by consensus sequencing methods²²⁻²⁴. We estimated the prevalence of NNRTI,
147 NRTI, and protease inhibitor (PI) resistance among the entire study population and among
148 PLHIV as well as the temporal dynamics of viral resistance-conferring mutations among pre-
149 treatment and treatment-experienced PLHIV.

150 151 **Methods**

152 *Study design and participant selection*

153 The Rakai Community Cohort Study (RCCS) is an open population-based census and cohort
154 study conducted at approximately 18-24 month intervals (appendix pp 2-3) in agrarian (HIV
155 prevalence 9-26%²⁵), semi-urban trading (11-21%²⁵), and Lake Victoria fishing (38-43%²⁵)
156 communities in southern Uganda.²⁰ At each survey round, households in participating
157 communities are censused and residents aged 15-49 capable of providing informed written
158 consent (or assent if under 18) are invited to participate. Consenting participants are administered
159 a structured questionnaire that obtains sociodemographic, behavioral, and health information,
160 including self-reported past and current ART use. Voluntary HIV testing of participants is
161 conducted using a rapid test algorithm²⁶ and venous blood samples are taken for viral
162 quantification and sequencing.

163
164 The RCCS is administered by the Rakai Health Sciences Program (RHSP) and has received
165 ethical approval from the Uganda Virus Research Institute's Research and Ethics Committee
166 (HS540), the Uganda National Council for Science and Technology (GC/127/08/12/137), and the
167 Johns Hopkins School of Medicine (IRB00217467). Participants provided written informed
168 consent at each survey round.

169
170 We used survey data from 19 RCCS surveys conducted between November 5, 1994 and
171 November 4, 2020, and HIV viral load and sequence data from five rounds conducted between
172 August 10, 2011 and November 4, 2020. Participants with serologically confirmed HIV infection
173 were considered pre-treatment during a given round if they reported never having taken ARTs at
174 that round and all prior rounds in which they participated. PLHIV were considered treatment-
175 experienced during a given round if they reported using ART at that round or any earlier rounds.
176 Recommended first-line ART regimens in RCCS communities are presented in appendix p 4.
177 Herein, study rounds were referred to by the year of the median interview date (appendix p 2).

178
179 Reporting of this study adheres to the STROBE guidance²⁷.

180
181 *HIV viral load quantification*
182 HIV viral load was measured on serum/plasma samples using the Abbott real-time m2000 assay
183 (Abbott Laboratories) at the Rakai health Sciences Program (Kalisizo, Uganda). Viral load
184 measurements were conducted primarily among PLHIV in fishing communities in the 2012
185 survey round and for all PLHIV in later survey rounds. Viral loads ≥ 1000 copies/mL were
186 considered viremic. Pre-treatment PLHIV in the 2012 round with missing viral load were
187 imputed (appendix pp 4-5). In the rare instance where viral load measurements were missing for
188 PLHIV in subsequent survey rounds, these observations were dropped from the analysis.

189
190 *HIV deep sequencing*
191 Full-length HIV deep sequencing was conducted through the Phylogenetics and Networks for
192 Generalized HIV Epidemics in Africa consortium (PANGEA-HIV).^{28,29} As described
193 elsewhere,¹⁹ for the 2012 and 2014 surveys sequencing on Illumina MiSeq and HiSeq platforms
194 using an amplicon-based approach³⁰ was attempted for participants who self-reported never
195 having been on ART and either had a missing viral load or were known to be viremic (appendix
196 p 21). All viremic participant-visits, regardless of treatment status, in the 2015 through 2019
197 survey rounds, as well as select 2012 and 2014 participant-visits, were sequenced using the
198 veSEQ-HIV protocol, which involves oligo-nucleotide bait enrichment of HIV from pooled
199 metagenomic libraries prepared without virus-specific PCR.³¹ Our high-throughput
200 implementation of the veSEQ-HIV protocol incorporates quantitative positive controls consisting
201 of a serial dilution HXB2 cultured virus diluted in pooled human plasma from donors testing
202 negative for HIV, as well as negative plasma controls included with every batch of samples
203 processed. Sequencing quality was monitored from total counts of HIV reads detected in the
204 quantitative controls, their PCR duplication rates and median insert sizes. Where contaminations
205 were detected either by the presence of HIV reads in the negative control, or HXB2 reads present
206 in the samples, sequencing runs were repeated. Sequencing for the 2019 round was only
207 conducted for samples collected through May 17, 2019 (N = 171/453, 37.7% of viremic
208 participant visits). Consensus sequences were generated using shiver³² and subtyped by
209 identifying the most similar reference sequence and using the Recombination Identification
210 Program.³³

211
212 *Identification of drug resistance mutations*
213 A validated bioinformatic pipeline, drmSEQ, was used to identify amino acid substitutions
214 associated with reduced susceptibility to ART and predict individual drug and drug class
215 susceptibilities at the University of Oxford Nuffield Department of Medicine.³⁴ Paired-end reads
216 were trimmed of adapters, primers, and low-quality bases with trimmomatic³⁵ and then filtered to
217 remove *pol* hypermutated sequences and non-HIV *pol* sequences. Duplicate reads introduced by
218 PCR were removed using Picard MarkDuplicates³⁶ and unique reads were locally aligned to 142
219 HIV subtype references using blastx.³⁷ A manually-curated codon-restricted multiple-alignment
220 of the references was used to lookup coordinates and mutations relative to HXB2 (GenBank:
221 K03455.1). Only mutations supported by a minimum of 10 PCR-deduplicated reads and by $\geq 5\%$
222 of reads spanning the corresponding site were considered.³⁸ These thresholds are based on HIV
223 read counts after removal of non-unique PCR duplicate reads. Importantly, the same thresholds

224 were used in a previous validation and demonstrated comparable sensitivity to a gold standard
225 clinical assay³⁴. Amino acid substitutions were scored according to the Stanford University HIV
226 Drug Resistance Database. Scores were summed to predict susceptibility to 25 HIV drugs
227 (appendix p 13).³⁹⁻⁴¹ A score ≥ 30 (intermediate/high-level) for a given drug was categorized as
228 resistant. Resistance was not predicted if less than half of the relevant positions for a given drug
229 had fewer than 10 reads. Samples in which there was insufficient sequencing coverage for one or
230 more drug within a class were not assigned a resistance categorization for that class. Samples
231 with resistance to at least one drug within each class were categorized as resistant to that class.

232

233 *Outcome measures*

234 The primary outcomes of this study were the prevalence of viremic PLHIV with INSTI, NNRTI,
235 NRTI, and or PI resistance among all participants, regardless of HIV serostatus, in each survey
236 round. We also estimated the population prevalence of NNRTI, NRTI, and PI resistance
237 contributed by viremic pre-treatment and treatment-experienced PLHIV and the population
238 prevalence of multi-class resistance. We further estimated the prevalence of NNRTI, NRTI, and
239 PI resistance and individual resistance-conferring viral mutations specifically among viremic
240 pre-treatment and treatment-experienced PLHIV in each survey round. Given the greater
241 prevalence of viremic HIV in fishing communities, among men, and among younger age groups
242 in the RCCS^{19,20,25} we evaluated the association between these variables and resistance in
243 bivariate analyses. Stratified estimates were generated for covariates identified as significant in
244 bivariate analyses. Given the availability of sequence data, we restricted prevalence estimates
245 that include treatment-experienced PLHIV to the 2015 and 2017 survey rounds and use the 2017
246 survey as an end-point for pre-treatment PLHIV. For context, we estimated the prevalence of
247 PLHIV, viremic PLHIV (2014 and later due to missing viral load data), viremic PLHIV pre-
248 treatment, and viremic treatment-experienced PLHIV among participants in each round (2014
249 and later).

250

251 *Statistical methods*

252 Statistical analyses were conducted in R v.4.4.1.⁴² Prevalence was estimated using Poisson
253 regression with a log-link and robust (sandwich) standard errors⁴³ which were fit with general
254 estimating equations using geepack v.1.3.11 to account for repeated measures⁴⁴. Correlation
255 structures were chosen by minimizing the Quasi Information Criterion (QIC). We used inverse
256 probability weighting to account for missing sequence data among viremic study participants.
257 Sampling weights were calculated based on availability of a viral load measurement
258 (True/False), \log_{10} copies/mL where available, community type (agrarian/fishing/trading), age
259 category ((14,24]/(24,34]/(34,49]), and sex (M/F) stratified by survey round. Emmeans v. 1.10.4
260 was used to calculate prevalence within strata⁴⁵. 95% confidence intervals and p -values ($\alpha =$
261 0.05) were calculated using the Wald method. χ^2 p -values were calculated using the stats
262 package in R. Data analysis and visualization was done using tidyverse v.2.0.0,⁴⁶ ggplot2
263 v.3.5.1,⁴⁷ cowplot v.1.1.3,⁴⁸ patchwork v. 1.2.0⁴⁹, and ggpattern v.1.1.1⁵⁰. Readxl v.1.4.3⁵¹ and
264 haven v.2.5.4.9⁵² were used to parse data files. See appendix pp 5-17 for detailed methods.

265

266 *Role of the funding source*

267 The funders had no role in study design, collection, analysis, and interpretation of data; and no
268 role in the writing of the report and decision to publish.

269

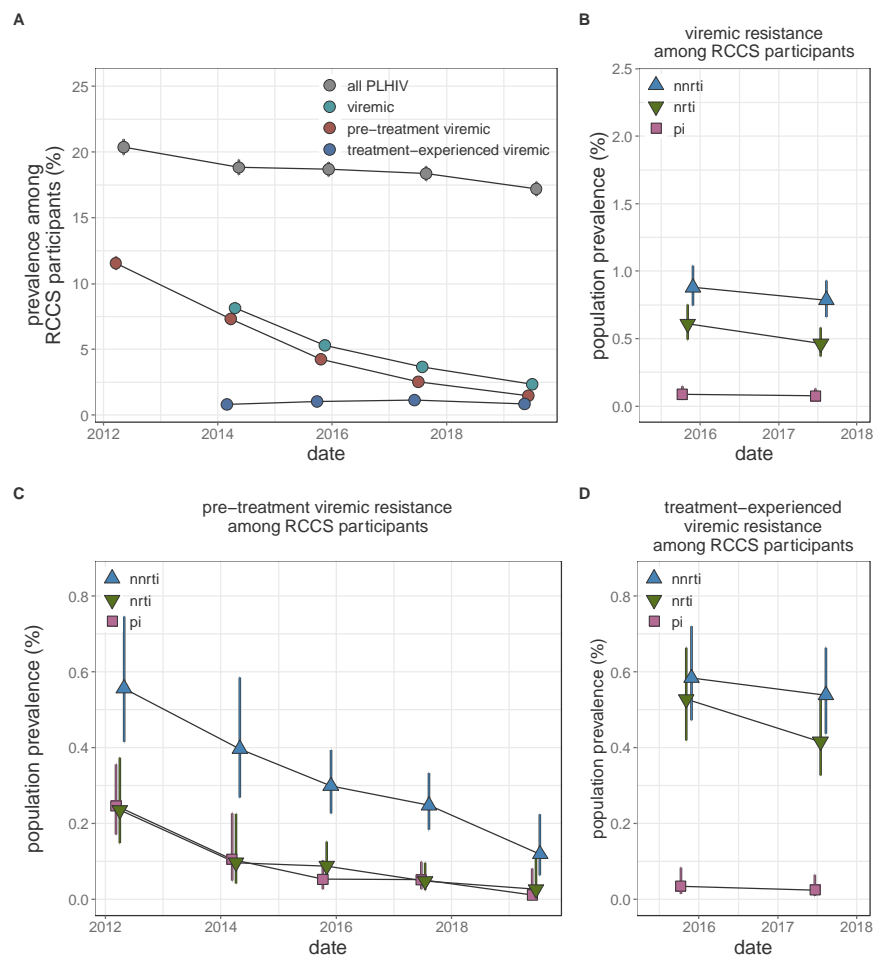
270 **Results**

271 ***Study population***

272 Between August 10, 2011 and November 4, 2020, a total of 43,361 people participated in the
273 RCCS, of whom 7,923 (18.27%) were PLHIV. Of 93,622 participant-visits about a fifth were
274 from PLHIV (table 1). Over the analysis period, the median age of study participants remained
275 stable whereas the age of PLHIV increased slightly (appendix pp 18-19). Viral load
276 measurements were available for 1,959/3,498 (56.00%) of PLHIV in the 2012 survey and
277 13,962/14,008 (99.67%) PLHIV in later survey rounds. A total of 46 participant-visits from the
278 2014-2019 surveys with missing viral loads were dropped from subsequent analyses. Among
279 participant-visits from PLHIV in 2014-2019, 26.29% were contributed by viremic PLHIV and of
280 those 79.81% were pre-treatment viremic. After imputation of missing viral loads (*Methods*),
281 56.75% of PLHIV in the 2012 survey were identified as pre-treatment viremic.

282
283 HIV seroprevalence among participants decreased from 20.38% (95% CI 19.78% - 20.99%) in
284 the 2012 survey to 17.20% (95% CI 16.68% - 17.74%) in the 2019 survey (figure 1A, appendix
285 p 20). Concurrent with an increase in the proportion of PLHIV reporting ever having been on
286 treatment from 25.04% (2012) to 85.25% (2019, appendix p 21), HIV viremia among all
287 participants decreased significantly from 8.14% (2014, 95% CI 7.75% - 8.55%) to 2.34% (2019,
288 95% CI 2.14% - 2.57%). These declines were driven by a nearly nine-fold (prevalence ratio (PR)
289 0.13, 95% CI 0.11 – 0.15) decrease in the prevalence of pre-treatment viremia among
290 participants over the study (figure 1A, appendix p 20). The prevalence of treatment-experienced
291 viremia remained stable at around 1% of participants.

292



293
 294 **Figure 1: Longitudinal trends in HIV seroprevalence and population prevalence of viremic HIV drug**
 295 **resistance among Rakai Community Cohort Study participants, 2012-2019.** (A) Estimated prevalence of all
 296 HIV, viremic HIV, viremic pre-treatment HIV, and viremic treatment-experienced HIV in each round. Due to
 297 missing viral load data, prevalence of viremic HIV and viremic treatment-experienced HIV were not estimated in
 298 the 2012 survey. For some estimates confidence bands do not extend beyond point. (B-D) Estimated population
 299 prevalence of all viremic (B), pre-treatment viremic (C), and treatment-experienced viremic (D) NNRTI, NRTI, and
 300 PI resistance among all study participants. Estimates were generated using Poisson regression with robust standard
 301 errors with survey round as a predictor variable. Generalized estimating equations with correlation structure
 302 selection by Quasi Information Criterion value (A: independent, B: independent, C: independent, D: exchangeable
 303 (NNRTI and PI), independent (NRTI)) were used to account for repeat participants across study rounds. Error bars
 304 indicate the Wald 95% confidence interval for the mean value. For clarity, points are jittered along the x-axis.
 305 PLHIV = people living with HIV. NNRTI = non-nucleoside reverse transcriptase inhibitors (blue upwards facing
 306 triangles). NRTI = nucleoside reverse transcriptase inhibitors (green downwards facing triangles). PI = integrase
 307 inhibitors (pink squares).
 308

309 ***Identification of resistance genotypes in deep-sequence data***

310 Deep-sequence based identification of drug resistance mutations (DRMs) was attempted on
 311 4,525/5,724 (79.51%) of viremic participant visits (appendix p 22). Attempted genotyping did
 312 not vary by participant age, sex, or community type of residence. The veSeq-HIV sequencing
 313 protocol was used for 44.99% of all sequenced viremic participants and the vast majority
 314 (99.37%) of those in the 2015 through 2019 survey rounds (appendix p 23). Among samples
 315 from viremic participant-visits on which deep-sequence based genotyping was attempted,

316 sufficient data were available to reliably genotype 4,072/4,525 (90.01%, appendix pp 24-25)
317 viruses from 3,407 PLHIV for at least one drug. Sequencing success did not depend on age,
318 community, type or sex, (p -values ≥ 0.37) but was more likely among samples with higher viral
319 load and those sequenced with veSeq-HIV (p -values = 0.0005). Among sequenced participant-
320 visits successfully genotyped for all INSTIs ($n=2,578$, appendix pp 26-32), NNRTIs ($n=3,050$),
321 NRTIs ($n=3,009$) or PIs ($n=3,520$) $<1\%$, 12.46%, 6.75%, and 1.88% had predicted resistance,
322 respectively (appendix pp 33-34). Given the minimal INSTI resistance we did not estimate the
323 prevalence of INSTI resistance.

324

325 *Population prevalence of viremic resistance*

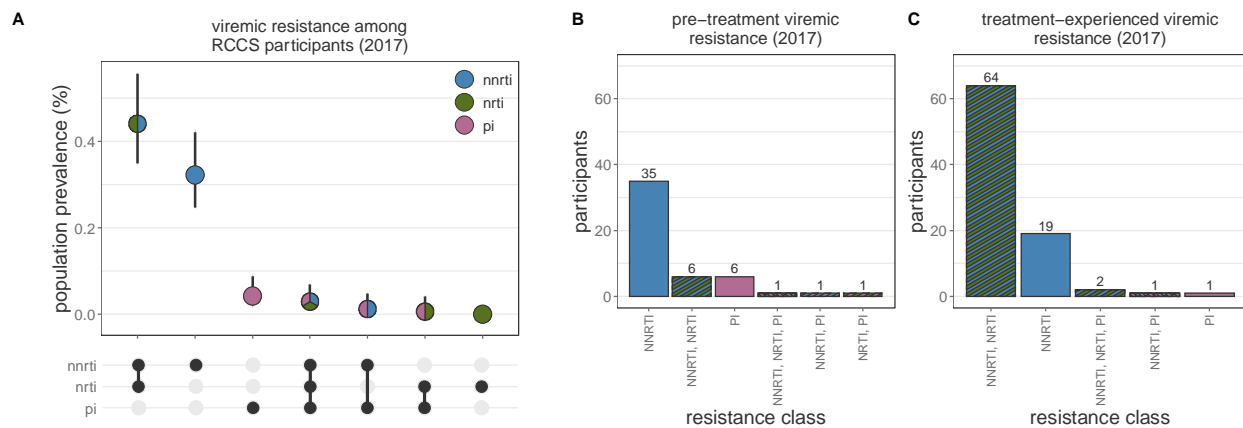
326 In 2017, the population prevalence of viremic NNRTI, NRTI, and PI resistance among all
327 participants, regardless of HIV serostatus, was 0.79% (95% CI 0.66% - 0.93%), 0.46% (95% CI
328 0.37% - 0.58%), and 0.08% (95% CI 0.04% - 0.13%), respectively. These levels were stable
329 compared to 2015 (figure 1B, appendix p 35). In stratified analyses, NNRTI and NRTI resistance
330 was more than three-times as common in fishing as compared to agrarian or trading communities
331 and most prevalent among people aged 25-34 years old (p -values ≤ 0.0001 , appendix pp 36-38).

332

333 The prevalence of NNRTI and NRTI resistance contributed by pre-treatment viremic PLHIV
334 decreased 2.3-fold (PR 0.44, 95% CI 0.29 - 0.68) and 5-fold (PR 0.21, 95% CI 0.09 - 0.47)
335 between the 2012 and 2017 surveys (p -values < 0.0001 , figure 1C, appendix p 38), concurrent
336 with the observed decline in population prevalence of pre-treatment viremia. Consequently, in
337 the 2017 survey round, treatment-experienced viremic PLHIV contributed 68.46% (95% CI
338 59.49% - 75.44%) and 89.61% (79.92% - 94.62%) of all NNRTI and NRTI resistance,
339 respectively. Specifically, the population prevalence of resistance to NNRTIs and NRTIs
340 contributed by treatment-experienced viremic PLHIV in the 2017 survey was 0.54%, 95% CI
341 0.44%-0.66% and 0.42%, 0.33%-0.53% as compared to 0.25%, 0.18%-0.32% and 0.05%,
342 0.02%-0.1% (appendix pp 39 - 40) contributed by pre-treatment viremic PLHIV.

343

344 Resistance profiles varied considerably by treatment status (figure 2 and appendix p 41). Among
345 pre-treatment viremic PLHIV with available genotype for NNRTIs, NRTI, and PIs the majority
346 with any resistance were NNRTI mono-resistant (2017 survey $n=35$, 70%). In contrast, among
347 treatment-experienced viremic PLHIV with any resistance, NNRTI/NRTI dual-class resistance
348 was the most common profile (2017 survey $n=64$, 73.56%). Among all participants, the most
349 common forms of viremic resistance were NNRTI/NRTI dual-class resistance (2017: 0.44%,
350 95% CI 0.35% - 0.56%) and NNRTI mono-resistance (2017: 0.32%, 95% CI 0.25% - 0.42%),
351 consistent with a dominant contribution from treatment-experienced viremic PLHIV.
352 Other resistance profiles were extremely rare ($<0.1\%$).

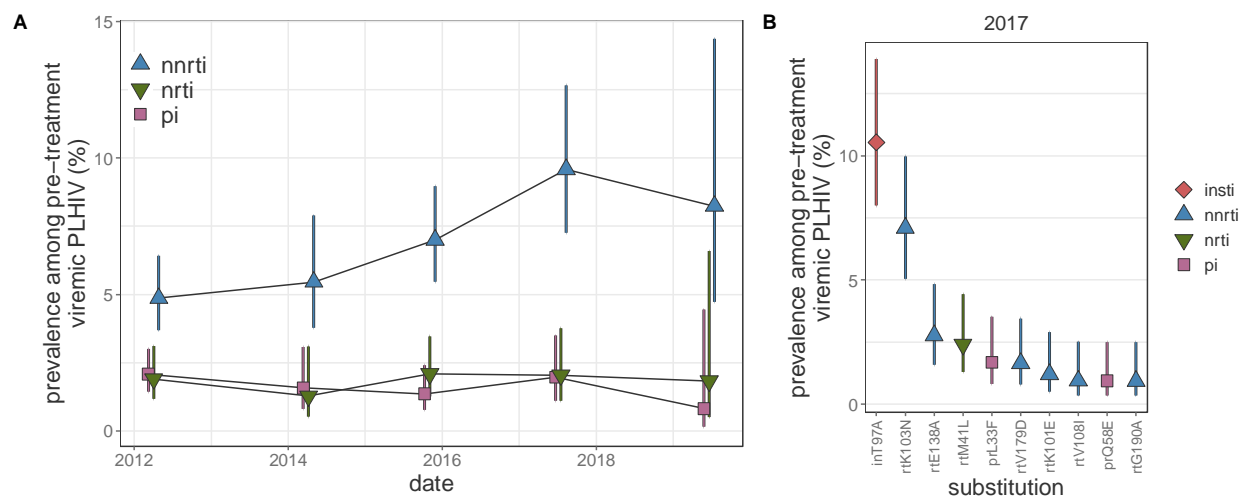


353
354 **Figure 2: Patterns of multi-class resistance in Rakai Community Cohort Study, 2017.** (A) Estimating
355 population prevalence of NNRTI, NRTI, and PI mono-resistance and NNRTI/NRTI, NNRTI/PI, NRTI/PI, and
356 NNRTI/NRTI/PI multi-class resistance among all RCCS study participants. Estimates were generated using Poisson
357 regression with robust standard errors with survey round as a predictor variable. General estimating equations with
358 the best fit correlation structure by QIC value (NNRTI, NRTI, PI mono-resistance and NNRTI/NRTI and NNRTI/PI
359 multi-class resistance: independent, NRTI/PI and NNRTI/NRTI/PI: exchangeable) were used to account for repeated
360 measures from the same participant. Error bars indicate the Wald 95% confidence interval for the mean value. (B)
361 Multi-class resistance profiles among 50 pre-treatment viremic 2017 participant-visits with genotype data for all
362 NNRTIs, NRTIs, PIs, and resistance to at least one of these drug classes. (C) Multi-class resistance profiles among
363 87 treatment-experienced viremic 2017 participant-visits with genotype data for all NNRTIs, NRTIs, PIs, and
364 resistance to at least one of these drug classes. NNRTI = non-nucleoside reverse transcriptase inhibitors. NRTI =
365 nucleoside reverse transcriptase inhibitors. PI = integrase inhibitors.

366
367 *Prevalence of resistance among pre-treatment viremic PLHIV*

368 Between the 2012 and 2017, NNRTI resistance among pre-treatment viremic PLHIV increased
369 by a factor of 1.98 (95% CI: 1.34-2.91), reaching 9.61% (95% CI: 7.27% - 12.7%) (figure 1A
370 and appendix pp 42). This increasing trend did not vary by sex, age, type of community of
371 residence, or sequencing approach (appendix pp 43-44). The prevalence of NRTI and PI
372 resistance remained stable and below 2.1% over the same time period.

373



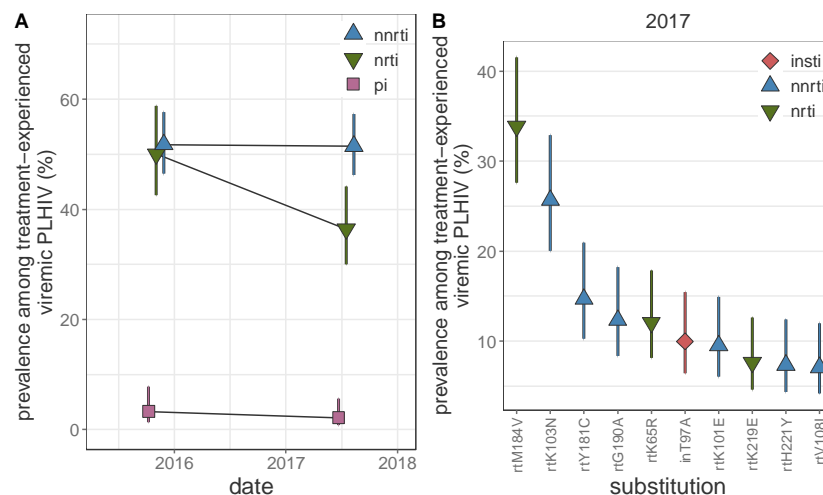
374
375 **Figure 3: Longitudinal trends in HIV drug resistance among pre-treatment viremic Rakai Community**
376 **Cohort Study participants, 2012-2019.** (A) Estimated prevalence of NNRTI, NRTI, and PI resistance among pre-
377 treatment viremic PLHIV. For visual clarity, points are jittered along the x-axis. (B) Prevalence in the 2017 survey
378 of the 10 most prevalent substitutions in pre-treatment viremic PLHIV sorted by prevalence. Estimates were

379 generated using Poisson regression with robust standard errors with survey round as a predictor variable. General
380 estimating equations with the best fit correlation structure by QIC value (NNRTI: exchangeable, NRTI:
381 exchangeable, PI: AR1, substitutions: independent to ensure convergence) were used to account for repeated
382 measures from the same participant. Error bars indicate the Wald 95% confidence interval for the mean value within
383 each category. PLHIV = people living with HIV. NNRTI = non-nucleoside reverse transcriptase inhibitors. NRTI =
384 nucleoside reverse transcriptase inhibitors. PI = integrase inhibitors.

385
386 Among pre-treatment viremic PLHIV, the most prevalent resistance-associated mutation was
387 inT97A (figure 3B and appendix pp 46-48), an INSTI-resistance (particularly Elvitegravir⁵³)
388 mutation, detected in ~10% of pre-treatment viremic participants in the 2012 through 2017
389 survey rounds and in 20% (95% CI 13.89% - 28.8%) in the partial 2019 survey data. The most
390 common NNRTI-resistance mutation was rtK103N, found in 7.1% (95% CI 5.05% - 9.97%) of
391 pre-treatment viremic PLHIV in the 2017 survey, a 4.26-fold (95% CI 2.11 - 8.59) increase
392 compared to the 2012 survey. The next most prevalent NNRTI mutation, rtE138A, which is
393 associated with 2.5-fold reduced susceptibility to RPV⁵⁴, was present in only 2.77% (95% CI
394 1.59% - 4.85%) of pre-treatment viremic PLHIV and its prevalence remained stable compared to
395 the 2012 survey (p -value = 0.49). NRTI resistance mutations were rare compared to NNRTI
396 mutations. Genotypes associated with intermediate/high-level INSTI resistance were identified in
397 16 pre-treatment viremic participant-visits (<1%), the majority of which harbored inE92G
398 ($n=13$), which confers resistance to Elvitegravir, a drug that is not routinely used in Uganda
399 (appendix p 4). Mutations conferring intermediate/high-level resistance to DTG were not
400 observed.

401
402 *Prevalence of resistance among treatment-experienced viremic PLHIV*
403 Prevalence of NNRTI and NRTI resistance was substantially higher among treatment-
404 experienced participants as compared to pre-treatment PLHIV. In 2017, 51.49% (95 CI 46.24%-
405 57.34%) and 36.46% (95% CI 30.06%-44.22%) of treatment-experienced participants with
406 viremia harbored NNRTI and NRTI resistant viruses, respectively (figure 4A and appendix p
407 49). NRTI resistance was 1.62 (95% CI 1.03 - 2.56, appendix pp 50-51) times more common
408 among participants aged 25-34 years compared to 15-24 year-olds (p -value = 0.037). While
409 NNRTI resistance remained stable between the 2015 and 2017 survey rounds, NRTI resistance
410 decreased by more than quarter (prevalence ratio 0.73%, 95% CI 0.58 - 0.92, p -value = 0.0084).
411 Only 2.13% (95% CI 0.81%-5.63%) of treatment-experienced viremic participants in the 2017
412 survey round had viruses with PI resistance.

413



414
 415 **Figure 4: Longitudinal trends in HIV drug resistance among treatment-experienced viremic Rakai**
 416 **Community Cohort Study participants, 2015-2017.** (A) Estimated prevalence of NNRTI, NRTI, and PI resistance
 417 among treatment-experienced viremic PLHIV. For visual clarity, points are jittered along the x-axis. (C) Prevalence
 418 of the 10 most prevalent drug resistance mutations in treatment-experienced viremic PLHIV in the 2017 survey
 419 round, sorted by prevalence. Estimates were generated using Poisson regression with robust standard errors with
 420 survey round as a predictor variable. General estimating equations with the best fit correlation structure by QIC
 421 value (NNRTI and PI: exchangeable, NRTI: independent, mutations: independent to ensure convergence) were used
 422 to account for repeated measures from the same participant. Error bars indicate the Wald 95% confidence interval
 423 for the mean value within each category. PLHIV = people living with HIV. NNRTI = non-nucleoside reverse
 424 transcriptase inhibitors. NRTI = nucleoside reverse transcriptase inhibitors. PI = integrase inhibitors.

425
 426 The resistance-associated mutations observed among treatment-experienced viremic participants
 427 differed considerably compared to pre-treatment viremic participants (appendix pp 46, 52).
 428 NRTI resistance among treatment-experienced viremic participants in the 2017 survey was most
 429 frequently due to the rtM184V (33.89%, 95% CI 27.61% - 41.59%), rtK65R (12.07% 95% CI
 430 8.14% - 17.9%), and rtK219E (7.64%, 95% CI 4.6% - 12.67%) substitutions, which were rarely
 431 observed among pre-treatment PLHIV. On the contrary, the most prevalent NNRTI-associated
 432 substitution among treatment-experienced viremic participants was rtK103N (25.68%, 95% CI
 433 20.03 - 32.92%), however rtY181C (14.67%, 95% CI 10.27% - 20.95%) and rtG190A (12.34%,
 434 95% CI 8.33% - 18.27%) were also frequently observed. inT97A was observed at a similar
 435 prevalence as among pre-treatment viremic participants (9.96%, 95% CI 6.41 - 15.48%). Only
 436 four participant-visits contributed by viremic treatment-experienced PLHIV (<1%) harbored
 437 INSTI resistance mutations, which were each observed only once (inG163K, inG163R,
 438 inR263K, inS147G) and not associated with DTG resistance.

439
 440 **Discussion**
 441 In this study, we report on trends in HIV drug resistance from a longitudinal, population-based
 442 cohort in southern Uganda between 2012 and 2019, a period marked by the substantial expansion
 443 of ART programs. Despite a doubling in the prevalence of NNRTI resistance among pre-
 444 treatment PLHIV, we observed an overall decline in the population prevalence of pre-treatment
 445 HIV drug-resistant viremia, alongside increasing ART uptake and viral suppression among
 446 PLHIV. By the end of the analysis period, the population prevalence of NNRTI resistance was
 447 0.78% and NRTI resistance was 0.46%, with most resistance stemming from dual-class
 448 NNRTI/NRTI resistance in treatment-experienced viremic individuals. Notably, dual-class
 449 resistance remained relatively uncommon among pre-treatment viremic PLHIV, and resistance

450 trends for NRTIs and PIs in this group remained stable throughout the ART scale-up, despite a
451 substantial burden of NRTI resistance in treatment-experienced individuals. We also observed a
452 relatively high background prevalence of the INSTI-resistance mutation inT97A. Overall, these
453 findings provide important insights into the evolving dynamics of HIV drug resistance during
454 ART scale-up in a high-burden East African population and may help guide future surveillance
455 and HIV epidemic control efforts in the region.

456
457 Consistent with previous studies, we observed an increase in the prevalence of NNRTI resistance
458 among viremic pre-treatment individuals living with HIV, supporting the recent shift to DTG-
459 based regimens^{1,11,12}. However, a key finding of this population-based analysis is that, concurrent
460 with this rise in NNRTI resistance, we observed a substantial decline in the overall population
461 prevalence of pre-treatment HIV, likely driven by both increased treatment initiation and
462 declining HIV incidence¹⁸⁻²⁰. Importantly, this decrease in pre-treatment HIV has outpaced the
463 rise in NNRTI resistance, resulting in a more than 50% reduction in the population prevalence of
464 pre-treatment HIV with NNRTI resistance over the study period. By the end of the survey
465 period, most viremic individuals with NNRTI-resistant HIV were those with prior treatment
466 experience.

467
468 We also find a lower burden of NNRTI and NRTI resistance among viremic treatment-
469 experienced PLHIV in this study as compared to clinic-based studies^{1,12}. This is likely because
470 our population-based study design includes PLHIV who remain viremic because they are not
471 actively engaged in care, despite past treatment exposure. In comparison, clinic-based studies
472 may disproportionately enroll people who remain viremic due to sub-optimal adherence or are in
473 more advanced stages of disease, and thus more likely to have drug resistance, whereas
474 population-based sampling includes people lost to clinic-based care and no longer using
475 treatment altogether.

476
477 Both NNRTI and NRTI therapies remain important components of the current and future ART
478 landscape. Current first-line DTG-regimens incorporate two NRTIs (e.g. TDF and 3TC) and
479 DTG treatment failure is more likely among those with NRTI resistance^{55,56}. We here observe
480 rtM184V (>1000-fold reduced susceptibility to 3TC⁵⁷) and rtK65R (five-fold reduced
481 susceptibility to TDF⁵⁸) in 34% and 12% of viremic treatment-experienced PLHIV. In contrast,
482 these mutations were observed only rarely among pre-treatment PLHIV. Further, we identify a
483 number of mutations associated with reduced susceptibility to the RPV (e.g. rtK101E, rtE138A,
484 rtY181C, and rtG190A), an NNRTI given in combination with CAB as part of long-lasting
485 injectable therapies, in 10-12% of viremic treatment-experienced PLHIV.

486
487 As this study pre-dates the scale-up of DTG, we do not observe major DTG resistance-conferring
488 mutations. Approximately 10% of viremic participants harbored inT97A, which is a polymorphic
489 mutation most common in subtype A and in isolation confers two-fold resistance to EVG but not
490 to other INSTIs⁵⁹. The observed prevalence of inT97A in this study is an order of magnitude
491 higher than in a population-based cohort in South Africa¹⁷ and about twice as prevalence as
492 globally-sampled INSTI-naïve PLHIV⁵⁹. Further, we observe a significant increase in the
493 prevalence of inT97A among pre-treatment viremic PLHIV in the 2019 survey round. As
494 inT97A is repeatedly selected for in subjects failing DTG therapy⁶⁰ and in combination with

495 other mutations (e.g. inG140S and inQ148H) can significantly increase DTG resistance⁶¹⁻⁶³, we
496 recommend continued monitoring.

497
498 There are important limitations of this work. Due to unknown HIV serostatus among non-
499 participating residents of RCCS communities, we did not generalize our results beyond study
500 participants. Younger individuals, men, and residents of trading communities are less likely to
501 participate in RCCS surveys.²⁰ Further, only self-reported treatment status was available, which
502 may have led to the misclassification of some participants. Prior work in this cohort
503 demonstrated that 11% of self-reported ART-naïve participants had antivirals in their blood.⁶⁴
504 Given the significant differences observed in the mutational profiles of pre-treatment as
505 compared to treatment-experienced PLHIV and the consistency of these results with estimates of
506 the fitness impact of mutations in the absence of treatment,⁶⁵ we expect minimal
507 misclassification bias. While we lack data on individual-level ART regimens, first-line therapy in
508 this setting is highly consistent across individuals. As this work is based on sequencing of viral
509 RNA, we could only identify resistance among viremic PLHIV. Consequently, our population
510 prevalence estimates are an underestimate as some PLHIV with resistance may be suppressed
511 through second-line therapy or were transiently suppressed following treatment initiation. The
512 latter may be more pronounced in recent survey rounds as treatment scale-up has increased the
513 proportion of recent treatment initiators.

514
515 Despite the population-based study design, viral load data and sequence data was available for
516 only a subset of participants due to budgetary and logistical constraints. We consequently restrict
517 analyses to survey rounds where sufficient data is available to generate reliable inferences and
518 use imputation to account for missing viral load data. Despite this missingness, deep-sequence
519 data was available for 4,072 participant-visits, which is considerably more than a recent
520 population-based study in South Africa ($n=1,097$),¹⁷ clinic-based studies in sub-Saharan Africa
521 ($n=972$),¹² and WHO surveys in Uganda ($n=372$)¹. Further, we utilized detailed demographic
522 data on survey participants to account for the role of potential biases in sequence data
523 availability. However, we cannot rule out potential residual biases in our estimates.

524
525 In summary, this study adds critical context to our understanding of the HIV epidemic in
526 southern Uganda and to the impact of treatment expansion on the population burden of HIV
527 resistance. We show that following ART scale-up, most resistance is contributed by treatment-
528 experienced PLHIV, which may inform interventions aimed at reducing transmitted HIV
529 resistance. The relatively high prevalence of NRTI and NRTI-resistance among treatment-
530 experienced PLHIV and of inT97A among all viremic PLHIV is concerning in light of the roll-
531 out of DTG+ TDF+3TC and CAB+RPV regimens in sub-Saharan Africa. Overall, these findings
532 stress the importance of continued viral sequence-based monitoring of resistance mutations
533 among PLHIV, particularly those with previous treatment exposure, during the roll-out of novel
534 HIV ART regimens.

535 536 **Acknowledgements**

537 We thank the Rakai Health Sciences Program and the participants of the Rakai Community
538 Cohort Study for making this research possible. We thank members of the PANGEA-HIV
539 consortium, the Johns Hopkins University Infectious Disease Dynamics group, and the NIAID
540 Laboratory of Immunoregulation International HIV/STD Section at the Johns Hopkins

541 University School of Medicine for helpful feedback on this work. This work was supported by
542 the National Institutes of Health (NIH) National Institute of Allergy and Infectious Diseases
543 (NIAID) (U01AI075115, R01AI087409, U01AI100031, R01AI110324, R01AI114438,
544 K25AI114461, R01AI123002, K01AI125086, R01AI128779, R01AI143333, R21AI145682,
545 R01AI155080, ZIAAI001040), NIH National Institute of Child Health and Development
546 (R01HD050180, R01HD070769, R01HD091003), NIH National Heart, Lung, and Blood
547 Institute (R01HL152813), the Fogarty International Center (D43TW009578, D43TW010557),
548 the Johns Hopkins University Center for AIDS Research (P30AI094189), the Bill & Melinda
549 Gates Foundation (OPP1084362, INV-007573, INV-035619, INV-060259, INV-075093), the
550 U.S. President's Emergency Plan for AIDS Relief through the Centers for Disease Control and
551 Prevention (NU2GGH000817), and in part by the Division of Intramural Research, NIAID,
552 NIH.

553

554 **Data sharing**

555 Code to reproduce all analyses and visualizations as well as de-identified resistance and limited
556 patient metadata are available at https://github.com/m-a-martin/rccs_hiv_resistance_r15_r19.
557 Due to privacy concerns we are unable to share individual-level data on community of residence.

558

559 **Declaration of interests**

560 We declare no competing interests.

561

562 **Contributors**

563 M.A.M.: Conceptualization, data curation, formal analysis, methodology, project administration,
564 validation, visualization, writing – original draft, writing – review & editing

565 S.J.R.: Conceptualization, investigation, funding acquisition, resources, writing – review &
566 editing

567 C.S.: Investigation, writing – review & editing

568 B.T.F.: Data curation, investigation, formal analysis, software, writing – review & editing

569 F.N.: Investigation, writing – review & editing

570 T.C.Q.: Conceptualization, funding acquisition, investigation, resources, writing – review &
571 editing

572 S.A.K.: Conceptualization, writing – review & editing

573 M.N.: Investigation, writing – review & editing

574 E.N.K.: Investigation, writing – review & editing

575 G.K.: Investigation, writing – review & editing

576 R.S.: Investigation, writing – review & editing

577 R.K.G.: Conceptualization, writing – review & editing

578 L.A.D.: Funding acquisition, resources, writing – review & editing

579 J.K.: Conceptualization, investigation, funding acquisition, resources, writing – review & editing

580 O.R.: Conceptualization, funding acquisition, investigation, writing – review & editing

581 C.F.: Conceptualization, funding acquisition, investigation, writing – review & editing

582 R.M.G.: Conceptualization, investigation, writing – review & editing

583 D.B.: Conceptualization, data curation, formal analysis, funding acquisition, investigation,
584 methodology, project administration, resources, software, supervision, writing – review &
585 editing

586 M.K.G.: Conceptualization, data curation, formal analysis, funding acquisition, investigation,
587 project administration, resources, supervision, writing – original draft, writing – review & editing
588

589 **References**

- 590 1 HIV Drug Resistance Report 2021. Geneva: World Health Organization, 2021.
- 591 2 Trickey A, Sabin CA, Burkholder G, *et al.* Life expectancy after 2015 of adults with HIV on
592 long-term antiretroviral therapy in Europe and North America: a collaborative analysis of
593 cohort studies. *Lancet HIV* 2023; **10**: e295–307.
- 594 3 Cohen MS, Chen YQ, McCauley M, *et al.* Antiretroviral Therapy for the Prevention of HIV-1
595 Transmission. *N Engl J Med* 2016; **375**: 830–9.
- 596 4 UNAIDS. AIDSinfo. <https://aidsinfo.unaids.org>.
- 597 5 Carr A, Mackie NE, Paredes R, Ruxrungtham K. HIV drug resistance in the era of
598 contemporary antiretroviral therapy: A clinical perspective. *Antivir Ther* 2023; **28**:
599 13596535231201162.
- 600 6 Phillips AN, Stover J, Cambiano V, *et al.* Impact of HIV Drug Resistance on HIV/AIDS-
601 Associated Mortality, New Infections, and Antiretroviral Therapy Program Costs in Sub-
602 Saharan Africa. *J Infect Dis* 2017; **215**: 1362–5.
- 603 7 Sethi AK, Celentano DD, Gange SJ, Moore RD, Gallant JE. Association between Adherence
604 to Antiretroviral Therapy and Human Immunodeficiency Virus Drug Resistance. *Clin Infect*
605 *Dis* 2003; **37**: 1112–8.
- 606 8 Bangsberg DR, Charlebois ED, Grant RM, *et al.* High levels of adherence do not prevent
607 accumulation of HIV drug resistance mutations: *AIDS* 2003; **17**: 1925–32.
- 608 9 Beck IA, Levine M, McGrath CJ, *et al.* Pre-treatment HIV-drug resistance associated with
609 virologic outcome of first-line NNRTI-antiretroviral therapy: A cohort study in Kenya.
610 *eClinicalMedicine* 2020; **18**: 100239.
- 611 10 Updated recommendations on first-line and second-line antiretroviral regimens and post-
612 exposure prophylaxis and recommendations on early infant diagnosis of HIV: interim
613 guidelines. Supplement to the 2016 consolidated guidelines on the use of antiretroviral drugs
614 for treating and preventing HIV infection. Geneva: World Health Organization, 2018.
- 615 11 Gupta RK, Gregson J, Parkin N, *et al.* HIV-1 drug resistance before initiation or re-initiation
616 of first-line antiretroviral therapy in low-income and middle-income countries: a systematic
617 review and meta-regression analysis. *Lancet Infect Dis* 2018; **18**: 346–55.
- 618 12 Crowell TA, Danboise B, Parikh A, *et al.* Pretreatment and Acquired Antiretroviral Drug
619 Resistance Among Persons Living With HIV in Four African Countries. *Clin Infect Dis* 2021;
620 **73**: e2311–22.

- 621 13Ntamatungiro AJ, Kagura J, Weisser M, Francis JM. Pre-treatment HIV-1 drug resistance in
622 antiretroviral therapy-naive adults in Eastern Africa: a systematic review and meta-analysis. *J*
623 *Antimicrob Chemother* 2022; **77**: 3231–41.
- 624 14Margolis DA, Gonzalez-Garcia J, Stellbrink H-J, *et al.* Long-acting intramuscular
625 cabotegravir and rilpivirine in adults with HIV-1 infection (LATTE-2): 96-week results of a
626 randomised, open-label, phase 2b, non-inferiority trial. *The Lancet* 2017; **390**: 1499–510.
- 627 15The path that ends AIDS: UNAIDS Global AIDS Update 2023. Geneva: Joint United Nations
628 Programme on HIV/AIDS, 2023.
- 629 16Anderson RM, May RM. Infectious diseases of humans: dynamics and control. Oxford□;
630 New York: Oxford University Press, 1991.
- 631 17Kemp SA, Kamelian K, Cuadros DF, *et al.* HIV transmission dynamics and population-wide
632 drug resistance in rural South Africa. *Nat Commun* 2024; **15**: 3644.
- 633 18Kagaayi J, Chang LW, Ssempijja V, *et al.* Impact of combination HIV interventions on HIV
634 incidence in hyperendemic fishing communities in Uganda: a prospective cohort study. *Lancet*
635 *HIV* 2019; **6**: e680–7.
- 636 19Monod M, Brizzi A, Ssekubugu R, *et al.* Growing gender disparity in HIV infection in Africa:
637 sources and policy implications. .
- 638 20Grabowski MK, Serwadda DM, Gray RH, *et al.* HIV Prevention Efforts and Incidence of HIV
639 in Uganda. *N Engl J Med* 2017; **377**: 2154–66.
- 640 21Fogel JM, Wilson EA, Piwowar□Manning E, *et al.* HIV drug resistance in a
641 community□randomized trial of universal testing and treatment: HPTN 071 (PopART). *J Int*
642 *AIDS Soc* 2022; **25**. DOI:10.1002/jia2.25941.
- 643 22Chabria SB, Gupta S, Kozal MJ. Deep Sequencing of HIV: Clinical and Research
644 Applications. *Annu. Rev. Genomics Hum. Genet.* 2014; **15**: 295–325.
- 645 23Li JZ, Paredes R, Ribaldo HJ, *et al.* Low-Frequency HIV-1 Drug Resistance Mutations and
646 Risk of NNRTI-Based Antiretroviral Treatment Failure: A Systematic Review and Pooled
647 Analysis. *JAMA* 2011; **305**: 1327–35.
- 648 24Simen BB, Simons JF, Hullsiek KH, *et al.* Low-Abundance Drug-Resistant Viral Variants in
649 Chronically HIV-Infected, Antiretroviral Treatment–Naive Patients Significantly Impact
650 Treatment Outcomes. *J Infect Dis* 2009; **199**: 693–701.
- 651 25Chang LW, Grabowski MK, Ssekubugu R, *et al.* Heterogeneity of the HIV epidemic in
652 agrarian, trading, and fishing communities in Rakai, Uganda: an observational
653 epidemiological study. *Lancet HIV* 2016; **3**: e388–96.
- 654 26Kagulire SC, Opendi P, Stamper PD, *et al.* Field evaluation of five rapid diagnostic tests for
655 screening of HIV-1 infections in rural Rakai, Uganda. *Int J STD AIDS* 2011; **22**: 308–9.

- 656 27Elm EV, Altman DG, Egger M, Pocock SJ, Gøtzsche PC, Vandenbroucke JP. Strengthening
657 the reporting of observational studies in epidemiology (STROBE) statement: guidelines for
658 reporting observational studies. *BMJ* 2007; **335**: 806–8.
- 659 28Pillay D, Herbeck J, Cohen MS, *et al.* PANGEA-HIV: phylogenetics for generalised
660 epidemics in Africa. *Lancet Infect Dis* 2015; **15**: 259–61.
- 661 29Abeler-Dörner L, Grabowski MK, Rambaut A, Pillay D, Fraser C. PANGEA-HIV 2:
662 Phylogenetics And Networks for Generalised Epidemics in Africa. *Curr Opin HIV AIDS*
663 2019; **14**: 173–80.
- 664 30Gall A, Ferns B, Morris C, *et al.* Universal Amplification, Next-Generation Sequencing, and
665 Assembly of HIV-1 Genomes. *J Clin Microbiol* 2012; **50**: 3838–44.
- 666 31Bonsall D, Golubchik T, de Cesare M, *et al.* A Comprehensive Genomics Solution for HIV
667 Surveillance and Clinical Monitoring in Low-Income Settings. *J Clin Microbiol* 2020; **58**:
668 e00382-20.
- 669 32Wymant C, Blanquart F, Golubchik T, *et al.* Easy and accurate reconstruction of whole HIV
670 genomes from short-read sequence data with shiver. *Virus Evol* 2018; **4**.
671 DOI:10.1093/ve/vey007.
- 672 33Siepel AC, Halpern AL, Macken C, Korber BTM. A Computer Program Designed to Screen
673 Rapidly for HIV Type 1 Intersubtype Recombinant Sequences. *AIDS Res Hum Retroviruses*
674 1995; **11**: 1413–6.
- 675 34Fogel JM, Bonsall D, Cummings V, *et al.* Performance of a high-throughput next-generation
676 sequencing method for analysis of HIV drug resistance and viral load. *J Antimicrob*
677 *Chemother* 2020; **75**: 3510–6.
- 678 35Bolger AM, Lohse M, Usadel B. Trimmomatic: A flexible trimmer for Illumina sequence
679 data. *Bioinformatics* 2014; **30**: 2114–20.
- 680 36Broad Institute. Picard tools. <https://Broadinstitute.Github.Io/Picard/>. 2016.
681 <https://broadinstitute.github.io/picard/%5Cnhttp://broadinstitute.github.io/picard/>.
- 682 37McGinnis S, Madden TL. BLAST: at the core of a powerful and diverse set of sequence
683 analysis tools. *Nucleic Acids Res* 2004; **32**: W20–5.
- 684 38Ji H, Enns E, Brumme CJ, *et al.* Bioinformatic data processing pipelines in support of next-
685 generation sequencing-based HIV drug resistance testing: the Winnipeg Consensus. *J Int*
686 *AIDS Soc* 2018; **21**: e25193.
- 687 39Rhee S-Y. Human immunodeficiency virus reverse transcriptase and protease sequence
688 database. *Nucleic Acids Res* 2003; **31**: 298–303.
- 689 40Shafer RW. Rationale and Uses of a Public HIV Drug Resistance Database. *J Infect Dis*
690 2006; **194**: S51–8.

- 691 41Liu TF, Shafer RW. Web Resources for HIV Type 1 Genotypic-Resistance Test
692 Interpretation. *Clin Infect Dis* 2006; **42**: 1608–18.
- 693 42R Core Team. R: A Language and Environment for Statistical Computing. Vienna, Australia,
694 2020 <https://www.R-project.org/> (accessed Dec 11, 2020).
- 695 43Zou G. A Modified Poisson Regression Approach to Prospective Studies with Binary Data.
696 *Am J Epidemiol* 2004; **159**: 702–6.
- 697 44Halekoh U, Højsgaard S, Yan J. The R Package **geepack** for Generalized Estimating
698 Equations. *J Stat Softw* 2006; **15**. DOI:10.18637/jss.v015.i02.
- 699 45Lenth RV. emmeans: Estimated Marginal Means, aka Least-Squares Means. 2024
700 <https://CRAN.R-project.org/package=emmeans>.
- 701 46Wickham H, Averick M, Bryan J, *et al.* Welcome to the Tidyverse. *J Open Source Softw*
702 2019; **4**: 1686.
- 703 47Wickham H, Chang W, Henry L, *et al.* ggplot2: Elegant Graphics for Data Analysis. Springer-
704 Verlag New York, 2021 <http://ggplot2.org> (accessed Feb 8, 2022).
- 705 48Wilke CO. cowplot: Streamlined Plot Theme and Plot Annotations for ‘ggplot2’. 2020.
706 <https://CRAN.R-project.org/package=cowplot>.
- 707 49Lin Pedersen T. patchwork: The Composer of Plots. 2023. [https://cran.r-](https://cran.r-project.org/web/packages/patchwork/index.html)
708 [project.org/web/packages/patchwork/index.html](https://cran.r-project.org/web/packages/patchwork/index.html).
- 709 50FC M, Davis TL, ggplot2 authors. ggpattern: ‘ggplot2’ Pattern Geoms. 2022.
710 <https://github.com/coolbutuseless/ggpattern>.
- 711 51Wickham H, Bryan J. readxl: Read Excel Files. 2023. <https://readxl.tidyverse.org>.
- 712 52Wickham H, Miller E, Smith D. haven: Import and Export ‘SPSS’, ‘Stata’ and ‘SAS’ Files.
713 2023. <https://github.com/tidyverse/haven>.
- 714 53Margot NA, Ram RR, White KL, Abram ME, Callebaut C. Antiviral activity of HIV-1
715 integrase strand-transfer inhibitors against mutants with integrase resistance-associated
716 mutations and their frequency in treatment-naïve individuals. *J Med Virol* 2019; **91**: 2188–
717 94.
- 718 54Azijn H, Tirry I, Vingerhoets J, *et al.* TMC278, a Next-Generation Nonnucleoside Reverse
719 Transcriptase Inhibitor (NNRTI), Active against Wild-Type and NNRTI-Resistant HIV-1.
720 *Antimicrob Agents Chemother* 2010; **54**: 718–27.
- 721 55Loosli T, Hossmann S, Ingle SM, *et al.* HIV-1 drug resistance in people on dolutegravir-based
722 antiretroviral therapy: a collaborative cohort analysis. *Lancet HIV* 2023; **10**: e733–41.

- 723 56Schramm B, Temfack E, Descamps D, *et al.* Viral suppression and HIV-1 drug resistance 1
724 year after pragmatic transitioning to dolutegravir first-line therapy in Malawi: a prospective
725 cohort study. *Lancet HIV* 2022; **9**: e544–53.
- 726 57Tisdale M, Kemp SD, Parry NR, Larder BA. Rapid in vitro selection of human
727 immunodeficiency virus type 1 resistant to 3'-thiacytidine inhibitors due to a mutation in the
728 YMDD region of reverse transcriptase. *Proc Natl Acad Sci* 1993; **90**: 5653–6.
- 729 58Wainberg MA, Miller MD, Quan Y, *et al.* In vitro Selection and Characterization of HIV-1
730 with Reduced Susceptibility to PMPA. *Antivir Ther* 1999; **4**: 87–94.
- 731 59Tzou PL, Rhee S-Y, Descamps D, *et al.* Integrase strand transfer inhibitor (INSTI)-resistance
732 mutations for the surveillance of transmitted HIV-1 drug resistance. *J Antimicrob Chemother*
733 2020; **75**: 170–82.
- 734 60Tao K, Rhee S-Y, Chu C, *et al.* Treatment Emergent Dolutegravir Resistance Mutations in
735 Individuals Naïve to HIV-1 Integrase Inhibitors: A Rapid Scoping Review. *Viruses* 2023; **15**:
736 1932.
- 737 61Huik K, Hill S, George J, *et al.* High-level dolutegravir resistance can emerge rapidly from
738 few variants and spread by recombination: implications for integrase strand transfer inhibitor
739 salvage therapy. *AIDS* 2022; **36**: 1835–40.
- 740 62Zhang WW, Cheung PK, Oliveira N, Robbins MA, Harrigan PR, Shahid A. Accumulation of
741 Multiple Mutations In Vivo Confers Cross-Resistance to New and Existing Integrase
742 Inhibitors. *J Infect Dis* 2018; **218**: 1773–6.
- 743 63George JM, Kuriakose SS, Dee N, *et al.* Rapid Development of High-Level Resistance to
744 Dolutegravir With Emergence of T97A Mutation in 2 Treatment-Experienced Individuals
745 With Baseline Partial Sensitivity to Dolutegravir. *Open Forum Infect Dis* 2018; **5**: ofy221.
- 746 64Grabowski MK, Reynolds SJ, Kagaayi J, *et al.* The validity of self-reported antiretroviral use
747 in persons living with HIV: a population-based study. *AIDS* 2018; **32**: 363–9.
- 748 65Kühnert D, Kouyos R, Shirreff G, *et al.* Quantifying the fitness cost of HIV-1 drug resistance
749 mutations through phylodynamics. *PLOS Pathog* 2018; **14**: e1006895.
- 750