

1  
2  
3  
4  
5  
6  
7  
8  
9  
10  
11  
12  
13  
14  
15  
16  
17  
18  
19  
20  
21  
22  
23  
24  
25  
26  
27  
28  
29  
30  
31  
32  
33  
34  
35

## The impact of COVID-19 on non-communicable disease patients in sub-Saharan African countries: systematic review

Mr Muluken Basa<sup>1\*</sup>, Dr Jan De Vries<sup>1</sup>, Dr David McDonagh<sup>1</sup> and Professor Catherine Comiskey<sup>1</sup> ¶

<sup>1</sup> School of Nursing and Midwifery, Trinity College Dublin, The University of Dublin.

\*Corresponding author

Email [basam@tcd.ie](mailto:basam@tcd.ie) (PhD Candidate and research assistant)

NOTE: This preprint reports new research that has not been certified by peer review and should not be used to guide clinical practice.

## 36 **Abstract**

### 37 **Background**

38 COVID-19 and its prevention measures have had a significant impact on patients with non-  
39 communicable diseases (NCDs) by disrupting routine healthcare service and increasing risk  
40 factors. These challenges were expected to be more severe in sub-Saharan Africa due to the  
41 lack of physical infrastructure and inadequate resources. The quantity of studies conducted was  
42 limited, and there was a lack of published systematic reviews in the specified region. This  
43 systematic review aimed to comprehensively assess the impact of COVID-19 on NCD patients  
44 in sub-Saharan Countries.

### 45 **Method**

46 This systematic review adheres to the Preferred Reporting Items for Systematic Reviews and  
47 Meta-Analyses (PRISMA) 2020 guidelines and is registered with PROSPERO (ID  
48 CRD42023387755). Extensive searches were conducted in MEDLINE, EMBASE, and  
49 CINAHL databases in November 2022, supplemented by a manual search of references, grey  
50 literature, and the WHO COVID-19 database. Inclusion criteria encompassed studies that  
51 reported on the impact of COVID-19 on NCD patients in sub-Saharan African countries,  
52 focusing on access to care, health outcomes, and factors related to NCDs. Critical appraisal of  
53 study quality was performed using the Joanna Briggs Institute (JBI) analytical cross-sectional  
54 studies critical appraisal tool. Data were extracted and synthesized, highlighting the main  
55 findings and relevant limitations.

### 56 **Findings**

57 This review included 26 primary studies with a cumulative sample size of 15,722 participants,  
58 conducted in six sub-Saharan African countries. Findings of these studies identified that the  
59 COVID-19 pandemic caused a disruption of 76% to 80% of regular NCDs patient care  
60 provision. The studies also identified a reduction in patient health-seeking behavior and  
61 reduced medication adherence (39.0%-63%), leading to poor treatment outcome (35.66%-  
62 55.8%). Furthermore, the pandemic and related lockdowns have been implicated in the  
63 increased prevalence of substance use, decreased physical exercise, and increased mental  
64 health problems.

### 65 **Conclusion**

66 This systematic review identified the complex challenges faced by NCD patients in sub-  
67 Saharan Africa during the COVID-19 pandemic. It also underlines the need to consider the  
68 indirect impact on vulnerable populations while developing pandemic prevention and control  
69 strategies for the future. The current NCD management strategies should prioritize the  
70 restoration of access to essential healthcare services while considering the multifaceted risks  
71 posed by decreased physical activity, poor dietary practices, and increased substance use.

72 The main limitation of this review was the study design and setting. All of the studies included  
73 in this review employed a cross-sectional design, which may result in a low quality of evidence.  
74 This study identified research conducted in only six countries among the 46 UN-classified sub-  
75 Saharan nations, which may impair the generalizability of the result.

76 **Keywords:** NCDs; non-communicable diseases; COVID-19 and Sub-Saharan Africa

77 **Funding:** N/A

## 78 **Introduction**

79 Non-communicable diseases (NCDs), or chronic diseases, are illnesses of long duration with  
80 typically slow progression that cannot be transmitted from one person to another [1]. These are  
81 primarily diabetes, cancer, chronic respiratory diseases, and cardiovascular diseases, and they  
82 account for 71% of all fatalities worldwide and 80% of premature deaths in low- and middle-  
83 income countries [1]. Sub-Saharan Africa accounts for about 27% of all non-communicable  
84 disease-related deaths in Africa [2]. The COVID-19 pandemic has exacerbated the situation  
85 due to the direct and indirect impact on NCD patients [3,4]. Especially, the implementation of  
86 COVID-19 prevention and control measures, such as travel restrictions, self-isolation,  
87 quarantine, lockdown, and social distancing, have hampered routine follow-up care for people  
88 with NCDs [5,6]. WHO reported that nearly 80% of countries globally experienced substantial  
89 disruption of NCD services due to the COVID -19 pandemic [7].

90 The extent of disruption has varied across nations, depending on factors such as the country's  
91 existing healthcare system and COVID-19 prevention measures [8]. In sub-Saharan countries,  
92 the impact of these disruptions has been particularly severe due to more fragile and less resilient  
93 health systems, inadequate resources, and preexisting structural inequality [9]. According to  
94 cross-sectional studies performed in Ethiopia, Nigeria, and Kenya, the COVID-19 pandemic  
95 caused 80%, 51.0%, and 42% of disruptions in NCD care, respectively [10-12]. Furthermore,  
96 these studies reported that population-level NCD screening programs had been discontinued in  
97 Ethiopia (73.3%) and Kenya (49.8%) [10,11].

98 People with NCDs were also found to be more vulnerable to the psychological effects of  
99 COVID-19 and required additional support due to social distancing and other preventative  
100 measures [13,14]. Moreover, studies conducted during the COVID-19 pandemic identified a  
101 significant increase in the prevalence of NCD risk factors such as cigarette smoking, alcohol  
102 drinking, inadequate physical excessive, and unhealthy diet/eating poorly [13,15,16]. An  
103 increased need for substance use treatment resulting from pandemic related stress, anxiety and  
104 social isolation has also been reported [13,17,18].

105 Considering these noted impacts, this systematic review is aimed at a comprehensive  
106 exploration of the existing literature on the impact of COVID-19 on non-communicable disease  
107 patients in sub-Saharan African countries. It is the first of its kind with a focus on these  
108 countries and differs from other reviews because it draws connections between multiple  
109 variables.

## 110 **Method**

111

112 This systematic review made use of the Preferred Reporting Items for Systematic Reviews  
113 (PRISMA) guidelines [19] and was registered with the International Prospective Register of  
114 Ongoing Systematic Reviews (PROSPERO) (ID CRD42023387755) [20].

## 115 **Search method and selection method**

116 The following databases were used: MEDLINE, EMBASE, and CINAHL. The search was  
117 conducted in November 2022 and included relevant medical terms and keywords with word  
118 variants for NCDs, COVID-19 and names of specific countries in the Sub-Saharan Region. An  
119 additional manual search was conducted focused on references and unpublished works of  
120 literature using Google Scholar, grey literature, and the WHO COVID-19 database. The  
121 complete search strategy is available in supplementary file, S2 File. Full search terms.

122 Search results were exported into Covidence, a web-based tool that manages the different steps  
123 of the procedure for conducting systematic reviews. Duplicates were removed, and the titles  
124 and abstracts of the remaining literature were screened. If deemed relevant, full texts were then  
125 reviewed for eligibility by two reviewers independently according to the pre-defined selection  
126 criteria. Any disagreements between reviewers were resolved through discussion.

## 127 **Inclusion and exclusion criteria**

128 Studies were considered eligible for inclusion in the review only if they:

- 129 • Reported on the impact of COVID-19 on NCD patients in sub-Saharan African  
130 countries.
- 131 • Focused on one or more of the review objectives (access to care, health outcomes, risk  
132 and protective factors related to NCDs)
- 133 • Were primary research studies.
- 134 • Were published in English.
- 135 • Studies conducted in adult population (aged 18 years or older)

136 Studies were excluded from the review if they:

- 137 ○ Did not report on the impact of COVID-19 on NCD patients in sub-Saharan African  
138 countries (e.g. Studies about vaccine utilization)
- 139 ○ Were not published in English/ didn't have translated version.
- 140 ○ Did not focus on one or more of the review objectives (access to care, health  
141 outcomes, other factors related to NCDs)
- 142 ○ Were not primary research studies (e.g., review articles, editorials)
- 143 ○ Studies conducted on different study population, for example children.

## 144 **Quality appraisal**

145 The Joanna Briggs Institute (JBI) analytical cross sectional studies critical appraisal tool was  
146 used to assess the quality of the studies [21]. The aim of this evaluation was to evaluate a study's  
147 methodology and ascertain how well it has addressed the possibility of bias in the research  
148 process. Eight questions are included in this checklist, which focus on methodological aspects  
149 of each study. Each question in the quality appraisal tool was given one mark, and the final  
150 score was added up, divided by eight, and multiplied by a hundred to determine a percentage.  
151 For example, if a study properly addressed 6 aspects on the checklist, it would get  $6/8*100=$   
152  $75\%$ . Finally, studies were classified as high risk of Bias (score  $\leq 49\%$ ), Moderate risk of Bias  
153 ( $50\% - 69\% =$ ), and low risk of Bias (above  $70\%$ ), based on their respective quality score. See  
154 supplementary file, S2 Table. Risk of bias assessments. The investigators evaluated the quality  
155 of the papers independently and then met to discuss and agree on individual scoring differences.

## 156 **Data extraction method**

157 The relevant data were identified based on the aim of the study, which includes study design,  
158 sample size and characteristics, study setting, data collection methods, and main findings  
159 related to access to care, mental health outcomes, and risk and protective factors related to non-  
160 communicable diseases (NCDs). Following study identification, data extraction was conducted

161 using a standardized data extraction form prepared in Microsoft Word. Data extraction was  
162 done by two authors, and any discrepancies or uncertainties in the extracted data were resolved  
163 through discussion among the research team to ensure accuracy and consistency. Finally, the  
164 extracted data were checked for accuracy and completeness before data synthesis began.

## 165 **Data synthesis method**

166 The extracted data was first arranged according to the study focus and main findings, and the  
167 emerging themes were coded. Then, the data was further organized by themes, with a separate  
168 section for each new theme and its subthemes (such as access to care and mental health  
169 outcomes, risk, and protective factors of NCDs, etc.). The synthesized data were analyzed and  
170 interpreted to identify any patterns or trends that emerge. This process involved comparing the  
171 findings across different studies to identify commonalities and differences. Additionally, any  
172 gaps or inconsistencies in the data were noted and explored further to ensure a comprehensive  
173 synthesis of the available evidence. In addition, this incorporates examining the relationships  
174 between variables (such as access to care and mental health outcomes or substance use and  
175 mental health). This systematic review also highlighted inconsistencies or gaps in the literature,  
176 and suggested areas for further research.

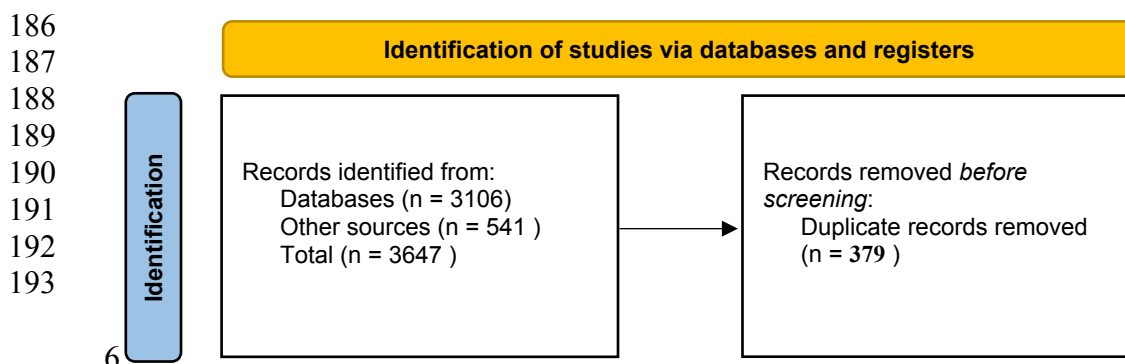
## 177 **Ethical approval**

178 Since all the data was in the public domain, no ethical approval was needed for this review.

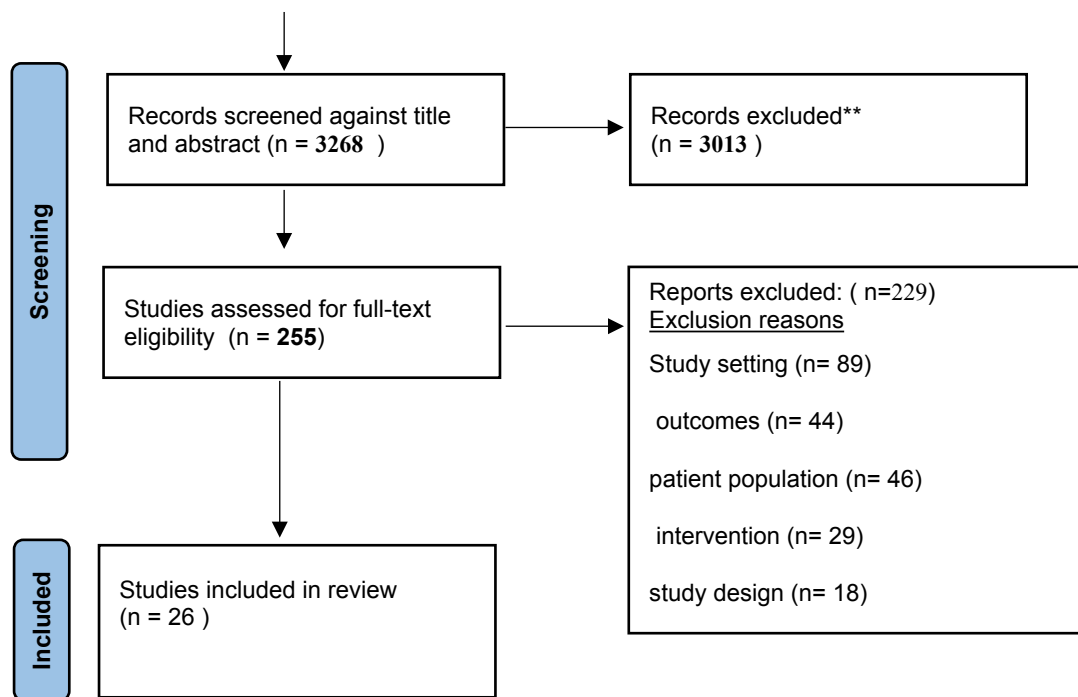
## 179 **Results**

### 180 **Search results**

181 A total of 3647 studies were imported to Covidence, with 779 duplicates. After the evaluation  
182 of the titles and abstracts of 3268 studies and the full-text screening of 255 studies, 26 met the  
183 inclusion criteria for a systematic review (see Fig. 1 for a PRISMA diagram). The diagram was  
184 developed according to the PRISMA 2020 statement: an updated guideline for reporting  
185 systematic reviews [22].



194  
195  
196  
197  
198  
199  
200  
201  
202  
203  
204  
205  
206  
207  
208  
209  
210  
211  
212  
213  
214  
215



216 Fig. 1. preferred reporting items for systematic reviews and meta-analyses (PRISMA) diagram.

## 217 **Characteristics of included studies**

218 Table 1 describes characteristics of the 26 primary studies with a cumulative total of 15,722  
 219 sample size gathered from six different sub-Saharan African countries (Ethiopia, Nigeria,  
 220 Rwanda, Kenya, Botswana, and Uganda). Among this, 14 studies focused on chronic disease  
 221 patients, five focused on diabetes, three focused on hypertension, two focused on diseases and/or  
 222 hypertension, one focused on cancer, and one focused on cardiovascular disease. The review findings  
 223 were organized into five frequently reported themes and subthemes: these are 1) disruption of  
 224 follow-up care and poor health care utilization reported by 11 studies [10,11,  
 225 23,24,25,26,27,28,29,30,31]; 2) increased anxiety, stress, depression, and increased mental  
 226 health problems reported by eight studies [15,32, 34,35,37,38,39,43]; 3) substance use reported  
 227 by four studies [36,37,41,44]; 4) decreased physical activity and sedentary life reported by  
 228 three studies [33,36,44]; and 5) increased food insecurity and poor dietary habits due to  
 229 COVID-19 among NCDs patients, reported in five studies [36,40,42,43,44] Studies included  
 230 in this review did not focus on the same subject matter. Some studies focused on one theme  
 231 and others focus on more than two themes; for instance, (Andualem et al., 2020) examined  
 232 adherence to lifestyle modifications and reported on diet, exercise, smoking, and alcohol,

233 whereas (Abate et al., 2022) examined adherence to physical exercise recommendations and  
234 reported only on exercise compliance.

235 According to the JBI quality assessment score, 21 studies were found to be low risk of bias and  
236 the remaining five studies scored moderate risk of bias. Regarding response rate, 18 studies  
237 have of more than 90%, six studies did not report, and two studies have more than 80% of  
238 response rate.

239



240 Table 1. Characteristics of Studies identified on the impact of covid-19 on non-communicable disease patients in sub-Saharan African countries.

S. no.	Author, Year	Study focus	Study design/ setting	Sample size/ participants	response rate	Key findings
1.	(Abate et al., 2022) (33)	exercise adherence	○ cross-sectional study ○ Ethiopia	○ 576 diabetes mellitus patients	○ 99.3%	○ 26.4% adherence for exercise (73.6% non-adherents).
2.	(Abdisa et al., 2022). (24).	medication adherence	○ cross-sectional study ○ Eastern Ethiopia	○ 402 adult hypertensive patients	● 99%	● 63% had poor antihypertensive medication adherence during pandemic with 95% CI 48.1 to 67.9.
3.	(Addis et al., 2021) (34)	Psychological impact of COVID-19	○ cross-sectional study ○ Northeast Ethiopia	○ 413 chronic disease patients	○ 97.9%	○ 22.8% chronic disease patients had abnormal psychological impact due to COVID-19 (95% CI: 18.6-27.1)
4.	(Ajele et al., 2022b) (35)	depression and psychological well-being	○ cross-sectional survey ○ Okitipupa, Nigeria	○ 223 (age 35 to 73 years, people living with diabetes)	○ NA	○ psychological well-being has negative significant relationship between diabetes distress ( $r = -0.42, p < .05$ ) and depression ( $r = 0.52, p < .05$ ) among persons with diabetes during covid-19 pandemic.
5.	(Andualem et al., 2020) (36)	Adherence to Lifestyle Modifications	○ cross-sectional study ○ Northeast Ethiopia	○ 301 hypertensive patients,	○ 100%	○ 23.6% adherence to lifestyle modifications. ○ Adherence to diet 23.6, exercise 60.1, cessation of smoking 10.1, alcohol 6.0
6.	(Awel et al., 2022) (25)	Health Seeking Behavior	○ cross-sectional study ○ Southwest Ethiopia	○ 400 chronic patients	○ 94.8%	○ 156 (39.0%) of them had poor health-seeking behavior.

7.	(Ayalew et al., 2022) (37)	Quality of life	<ul style="list-style-type: none"> <li>○ cross-sectional study</li> <li>○ Southern Ethiopia</li> </ul>	<ul style="list-style-type: none"> <li>○ 633 chronic diseases</li> </ul>	<ul style="list-style-type: none"> <li>○ 97 %</li> </ul>	<ul style="list-style-type: none"> <li>○ significant association between different independent variables such as alcohol use in the past 3 months, common mental disorder (CMD), and QOL.</li> </ul>
8.	(Ayele et al., 2022a) (26)	Disruption of follow-up care	<ul style="list-style-type: none"> <li>○ cross-sectional survey</li> <li>○ Northwest Ethiopia</li> </ul>	<ul style="list-style-type: none"> <li>○ 1833 patients with common chronic disease</li> </ul>	<ul style="list-style-type: none"> <li>○ 99%</li> </ul>	<ul style="list-style-type: none"> <li>○ the rate of missed appointments was 12.5% (95% CI: 11.13%, 14.20%) before the pandemic, increased to 26.8% (95% CI: 24.73%, 28.82%) during the pandemic (p-value &lt; 0.001).</li> </ul>
9.	(Ayele et al., 2022b) (27)	Treatment control	<ul style="list-style-type: none"> <li>○ cross-sectional survey design</li> <li>○ Northwest Ethiopia</li> </ul>	<ul style="list-style-type: none"> <li>○ 836 diabetic and/or hypertensive patients</li> </ul>	<ul style="list-style-type: none"> <li>○ 99%</li> </ul>	<ul style="list-style-type: none"> <li>○ Poor treatment control increased significantly from 24.81% (21.95, 27.92) prior to the COVID-19 pandemic to 35.66% (32.26, 39.20), and 34.18% (31.02, 37.49) in the second, and fourth months following the date of the first COVID-19 case detection in Ethiopia, respectively.</li> </ul>
10.	(Belete et al., 2022) (38)	Prevalence of depression	<ul style="list-style-type: none"> <li>○ cross-sectional study</li> <li>○ Northwest Ethiopia</li> </ul>	<ul style="list-style-type: none"> <li>○ 420 adult cancer patients</li> </ul>	<ul style="list-style-type: none"> <li>○ 99.5%</li> </ul>	<ul style="list-style-type: none"> <li>○ The prevalence of depression was 33.1%</li> </ul>
11.	(Ofori et al., 2021) (39)	Psychological impact	<ul style="list-style-type: none"> <li>○ cross-sectional design diabetes</li> <li>○ Cape Coast, Ghana</li> </ul>	<ul style="list-style-type: none"> <li>○ 157 diabetes mellitus patients aged 20 years and above.</li> </ul>	<ul style="list-style-type: none"> <li>○ 87%</li> </ul>	<ul style="list-style-type: none"> <li>○ About 33.8% of the study population expressed a sense of worry towards the pandemic, high level of COVID-19 specific worry, and moderate fear of isolation.</li> <li>○ age, employment status, and the presence of other chronic diseases were significantly associated with pandemic related stress.</li> </ul>
12.	(Fentaw et al., 2022) (28)	Blood pressure control status	<ul style="list-style-type: none"> <li>○ cross-sectional study</li> <li>○ Northeast Ethiopia</li> </ul>	<ul style="list-style-type: none"> <li>○ 380 patients with hypertension</li> <li>○ adults aged 18 or more</li> </ul>	<ul style="list-style-type: none"> <li>○ 94%</li> </ul>	<ul style="list-style-type: none"> <li>○ The prevalence of uncontrolled blood measures in patients with hypertension with a 95% CI was 55.8%(50.7%, 61.0%).</li> </ul>

13.	(Gebeyehu et al., 2022) (40)	Dietary knowledge and practice	<ul style="list-style-type: none"> <li>○ cross-sectional study.</li> <li>○ Eastern Ethiopia</li> </ul>	<ul style="list-style-type: none"> <li>○ 253 type 2 diabetes mellitus patients.</li> <li>○</li> </ul>	<ul style="list-style-type: none"> <li>○ 91%</li> </ul>	<ul style="list-style-type: none"> <li>○ 53.8% of type 2 diabetes mellitus patients had poor dietary practice and 52.8% found to have poor dietary knowledge.</li> </ul>
14.	(Girma et al., 2021) (32)	Stress and Coping Strategies	<ul style="list-style-type: none"> <li>○ cross-sectional study</li> <li>○ southwest Ethiopia.</li> </ul>	<ul style="list-style-type: none"> <li>○ 613 adults with chronic disease.</li> </ul>	<ul style="list-style-type: none"> <li>○ 96%</li> </ul>	<ul style="list-style-type: none"> <li>○ 68.4% of study participants were moderately stressed, 13.9% were severely stressed, and 17.8% had low levels of perceived stress.</li> </ul>
15.	(Joseph et al., 2022) (12)	Cancer Treatment	<ul style="list-style-type: none"> <li>○ cross-sectional study</li> <li>○ Nigeria.</li> </ul>	<ul style="list-style-type: none"> <li>○ 1,072 patients with cancer</li> </ul>	<ul style="list-style-type: none"> <li>80.7%.</li> </ul>	<ul style="list-style-type: none"> <li>○ 17.3% of respondents reported disruptions to cancer care, and (51.0%) reported difficulties accessing care.</li> </ul>
16.	(Kiarie et al., 2022) (23)	Disruptions to essential health services	<ul style="list-style-type: none"> <li>○ Cross-sectional</li> <li>○ Kenya</li> </ul>	<ul style="list-style-type: none"> <li>across the country</li> </ul>	<ul style="list-style-type: none"> <li>NA</li> </ul>	<ul style="list-style-type: none"> <li>○ decreases in multiple indicators, including outpatient visits (28.7%; 95% CI 16.0–43.5%), cervical cancer screening (49.8%; 20.6–57.9%), hypertension cases (10.4%; 6.0–39.4%),</li> </ul>
17.	(Maphisa and Mosarwane, 2022) (41)	Alcohol use	<ul style="list-style-type: none"> <li>○ cross-sectional study</li> <li>○ Botswana</li> </ul>	<ul style="list-style-type: none"> <li>○ 1318 adults with a past 12 months.</li> </ul>	<ul style="list-style-type: none"> <li>○ NA</li> </ul>	<ul style="list-style-type: none"> <li>○ The prevalence of alcohol use was 62.3% (95%CI= 59.7–64.9) during the second ban, and 90.4% (95%CI= 88.7–91.8) after the ban.</li> </ul>
18.	(Mekonnen et al., 2022) (11)	NCDs management services	<ul style="list-style-type: none"> <li>○ cross-sectional study</li> <li>○ Addis Ababa, Ethiopia</li> </ul>	<ul style="list-style-type: none"> <li>○ A total of 30 health centers were included in this study.</li> </ul>	<ul style="list-style-type: none"> <li>○ NA</li> </ul>	<ul style="list-style-type: none"> <li>○ The majority, 24 (80%), of the study participants perceived that the COVID-19 pandemic severely disrupted the non-communicable disease management services.</li> </ul>
19.	(Mekonnen et al., 2021) (42)	Dietary Adherence	<ul style="list-style-type: none"> <li>○ cross-sectional study</li> <li>○ Gondar, Ethiopia</li> </ul>	<ul style="list-style-type: none"> <li>○ 576 type 2 diabetes patients</li> </ul>	<ul style="list-style-type: none"> <li>○ 99.3%</li> </ul>	<ul style="list-style-type: none"> <li>○ The dietary adherence was 48.3% with [95% CI (44.1–52.4)].</li> </ul>

20.	(Musinguzi et al., 2021) (30)	Cardiovascular Disease Prevention Program	<ul style="list-style-type: none"> <li>○ Qualitative study</li> <li>○ Buikwe Districts in Uganda</li> </ul>	<ul style="list-style-type: none"> <li>○ 39 community health workers (CHWs) and</li> <li>○ 10 healthcare workers (HCW) participated in the study.</li> </ul>	○ NA	<ul style="list-style-type: none"> <li>○ (1) Disruption of CVD prevention services including halting screening for CVD risk factors at the community and health facility, halting sensitisation and health promotion activities at the community; (2) Reduction in patient health seeking behaviours; (3) Acute health facility staff absenteeism (4) Disruption in reporting and referral mechanisms; and (5) Disruption in supply chain.</li> </ul>
21.	(Nshimiyiryo et al., 2021) (29)	Accessing healthcare	<ul style="list-style-type: none"> <li>○ cross-sectional study,</li> <li>○ Rwanda</li> </ul>	<ul style="list-style-type: none"> <li>○ 220 chronic care patients</li> </ul>	○ 48.1%	<ul style="list-style-type: none"> <li>○ 44% reported at least one barrier to accessing healthcare.</li> <li>○ Barriers included lack of access to emergency care (n = 50; 22.7%), lack of access to medication (n = 44; 20.0%) and skipping clinical appointments (n = 37; 16.8%).</li> </ul>
22.	(Shimels et al., 2021) (31)	Poor medication adherence	<ul style="list-style-type: none"> <li>○ cross-sectional design</li> <li>○ Ethiopia.</li> </ul>	<ul style="list-style-type: none"> <li>○ 409 adult with T2DM and hypertension</li> </ul>	○ 96.91 %	<ul style="list-style-type: none"> <li>○ poor medication adherence was 72%.</li> <li>○ 57% reported COVID-19 pandemic has posed negative impacts on either of their follow-up visits, availability of medications, or affordability of prices.</li> </ul>
23.	(Umar et al., 2022) (10)	Cancer care	<ul style="list-style-type: none"> <li>○ cross-sectional survey</li> <li>○ Kenya</li> </ul>	<ul style="list-style-type: none"> <li>284 adult people with cancer in</li> </ul>	90 .44%	<ul style="list-style-type: none"> <li>42% of participants reported experiencing delays in their cancer care journey.</li> </ul>
24.	(Umutoniwa se et al., 2022) (43)	Food insecurity and level of depression	<ul style="list-style-type: none"> <li>○ cross-sectional study.</li> <li>○ Rwanda.</li> </ul>	<ul style="list-style-type: none"> <li>○ 220 non-communicable diseases,</li> </ul>	○ 100%	<ul style="list-style-type: none"> <li>○ 19.1% reported a reduction in daily number of meals in and 24.6% had depression.</li> </ul>

25.	(Yasin et al., 2022) (15)	Anxiety and knowledge toward its preventive measures	<ul style="list-style-type: none"> <li>○ cross-sectional study</li> <li>○ Southeast Ethiopia.</li> </ul>	<ul style="list-style-type: none"> <li>○ 633 adults with chronic medical illness</li> </ul>	<ul style="list-style-type: none"> <li>○ 100%</li> </ul>	<ul style="list-style-type: none"> <li>○ prevalence of anxiety among chronic patients in this study was 6.3% (95% confidence interval: 4.6%–8.5%)</li> </ul>
26.	(Azzouzi et al., 2022) (44)	Healthy Lifestyle Behaviors	<ul style="list-style-type: none"> <li>○ cross-sectional study</li> <li>○ 65 countries.</li> </ul>	<ul style="list-style-type: none"> <li>○ 3550 NCDs patients</li> <li>○</li> </ul>	<ul style="list-style-type: none"> <li>○ 100%</li> </ul>	<ul style="list-style-type: none"> <li>○ the pandemic had a significant impact on physical and mental health, changes in body weight, and tobacco consumption among people with NCDs.</li> </ul>

## 242 **Main findings**

### 243 **Disruption of follow-up care and poor health care utilization**

244 Disruption of follow-up care and poor healthcare utilization in sub-Saharan Africa were the  
245 most frequently reported challenges reported by ten studies included in this systematic review  
246 [10,11, 23,24,25,26,27,28,29,30,31]. Some of the reasons for this disruption include fear of  
247 contracting COVID-19, transportation challenges, and limited access to healthcare facilities  
248 due to lockdowns and restrictions. Additionally, the lack of telemedicine infrastructure and  
249 inadequate resources for virtual consultations further exacerbated the problem in the region.

250 The magnitude of disruption varied across the region; cross-sectional studies conducted in  
251 Nigeria [12], Kenya [23], and Ethiopia [11] reported 17.3%, 42%, and 80% of NCD care  
252 disruptions, respectively. There was also a statistically significant association between the  
253 emergence of COVID-19 and a decline in outpatient volume at NCD management services  
254 (83.3%), the closure of population-level NCD screening programs (73.3%), and the closure of  
255 disease-specific NCD clinics (76.7%) [33]. In Ethiopia, the rate of missed appointments  
256 increased from 12.5% prior to the pandemic to 26.8% during the pandemic ( $p < 0.001$ ) [31].

257 In addition, the COVID-19 pandemic contributed to poor medication adherence among diabetic  
258 and hypertensive patients in Ethiopia, with prevalence rates of 72% and 63%, respectively  
259 [31,18]. The pandemic also exacerbated the prevalence of inadequate treatment control for  
260 NCDs in sub-Saharan Africa. In Ethiopia, the number of people with inadequate treatment  
261 control went from 24.81% (21.95% - 27.92%) before the COVID-19 pandemic to 36.69%  
262 (33.40% - 40.12%) just three months after the first COVID-19 case was found [35]. A similar  
263 study in Ethiopia found that the prevalence of inadequate treatment control increased from 26.2%  
264 (22.5, 30.2) before the pandemic to 35.3% (31.6, 39.3) during the pandemic [24].

### 265 **Impact of the COVID-19 Pandemic on Physical Activity**

266 Importantly, four of the studies included in this systematic review reported that patients with  
267 noncommunicable diseases experienced a significant decrease in physical activity during the  
268 COVID-19 pandemic, with some variance between them [33,36,44]. As one of the four risk  
269 factors for NCDs, the decline in physical activity levels during the pandemic could potentially  
270 increase the risk of worsening NCDs. Two cross-sectional studies conducted among patients  
271 with hypertension and diabetes revealed a decrease of 30%-73.6% in the execution of a

272 recommended exercise regimen during the pandemic [33,36]. Furthermore, this study also  
273 showed that more than 75% of participants did not adhere to recommended lifestyle changes  
274 during the pandemic [33]. Additionally, a study by Ayele et al. (2022a) demonstrated that  
275 participants with a sedentary lifestyle were significantly more likely to miss a medical  
276 appointment than their counterparts (AIRR = 1.36, 95% CI: 1.12; 1.71).

## 277 **The impact of COVID-19 on dietary habits among NCDs**

278 Five studies reported that the pandemic had a significant negative impact on food insecurity  
279 and dietary habits among noncommunicable diseases patients [36,40,42,43,44]. Two cross-  
280 sectional studies conducted among patients with diabetes, revealed that more than half of  
281 participants had poor dietary practices [40,42]. An analogous study conducted among adults  
282 with hypertension reported a higher proportion (74%) of nonadherence to dietary  
283 recommendation [36]. Moreover, Azzouzi (2022), reported that 52.8% of participants had  
284 insufficient dietary knowledge. In addition, a cross-sectional study conducted in three rural  
285 districts of Rwanda demonstrated that the number of daily meals consumed in households  
286 decreased by 19.1% during lockdown [43].

287 Several factors were identified as being associated with adherence to dietary recommendations.  
288 These included higher educational level (college and above) [AOR = 3.64, 95% CI [1.59–  
289 8.34]], being a government employee [AOR = 2.38, 95% CI (1.13–4.99)], living in an urban  
290 area [AOR = 1.30, 95% CI (1.09–2.42)], having a smaller family size (family size of less than  
291 five) [AOR = 1.27, 95% CI (1.08–1.97)], having a good income level [AOR = 2.26, 95% CI  
292 (1.67–4.54)] [36,42].

## 293 **Increased stress, anxiety, depression and other mental health problems**

294 Another important impact of the COVID-19 pandemic was identified in seven studies that  
295 reported a negative impact of pandemic on the mental health and psychological well-being of  
296 noncommunicable disease patients [15,32,34,35,37,38,39,43]. Increased stress and anxiety can  
297 be a result of fear of contracting the virus, disruptions in healthcare services, social isolation,  
298 and economic hardships. The social and economic consequences of the pandemic were  
299 identified as major determinants of mental health [19, 36] with the prevalence of COVID-19-  
300 related stress and psychological effects ranging from 14.7% to 33.8% [8, 19, 26].

301 Risk factors for these effects include older age, unemployment, the presence of comorbid  
302 diseases, the duration of chronic illness, respiratory symptoms, and a lack of social support [19,

303 36]. Depression and anxiety were also shown to be relatively common among NCD patients.  
304 The prevalence of depression, ranged from 32.0% to 33.1% [8, 10, 26, 11], while the outcomes  
305 for anxiety demonstrated a huge variation across the studies with a prevalence range between  
306 6.3% and 68.4% [9, 11, 26].

### 307 **The impact of COVID-19 on substance use among NCD patients**

308 Four studies included in this review showed that COVID-19 had a significant impact on  
309 substance use among NCD patients [36,37,41,44]. According to these studies, there has been  
310 a variable effect on alcohol use during the COVID-19 lockdown. While some studies have  
311 reported increased alcohol use and non-adherence to recommendations for alcohol  
312 consumption, others have noted an increase in hazardous drinking [36,37,41,44].  
313 Sociodemographic factors, such as age and gender, political and economic factors, and the ban  
314 on alcohol sales in some countries, also played a big role in the prevalence of the problem. For  
315 example, a cross-sectional study on changes in alcohol use before, during, and after the alcohol  
316 sales ban during the COVID-19 pandemic in Botswana demonstrated a significant decrease in  
317 the prevalence of alcohol use among participants with a past 12-month drinking history, from  
318 91.7% (95% CI: 90.1–93.1) before the second ban to 62.3% (95% CI: 59.7–64.9) during the  
319 second ban [41]. However, it returned to 90.4% (95% CI = 88.7–91.8), after the second ban.  
320 Similarly, hazardous drinking temporarily decreased by 30% during the second alcohol sales  
321 ban and increased to approximately 60% of its pre-ban levels after the ban [41].

322 In a cross-sectional study conducted in Ethiopia identified a statistically significant association  
323 between inadequate treatment control and hazardous drinking (AOR = 1.29, 95% CI: 1.02,  
324 1.60). Furthermore, the smoking of tobacco was also shown to increase during the lockdown  
325 [36,37]. Political and economic factors, as well as a lack of knowledge about the risks of non-  
326 communicable diseases (NCDs) associated with smoking, played a significant role [44].

327 The results of this review revealed the presence of a clear relationship between the COVID-19  
328 pandemic, mental health, and risk and protective factors for NCDs. Several studies identified  
329 a significant association between increased substance use and increased levels of anxiety and  
330 depression [36,37,41,44]. Similar associations were found between missed medical  
331 appointment and sedentary lifestyle and, poor treatment control and sedentary lifestyles,  
332 physical inactivity and substance use, and poor health-seeking behavior and substance use  
333 [25,26,27].

334



## 335 **Discussion**

336 This systematic review synthesized evidence from 26 studies on the impact of COVID-19 on  
337 NCD patients in sub-Saharan African countries. This review identified that the COVID-19  
338 pandemic impacted the delivery of a broad range of vital health services to patients with non-  
339 communicable diseases, which increased mental health problems, and risk factors for NCDs,  
340 including increased substance use, decreased physical activity, poor dietary practices, and  
341 household food insecurity in these countries.

342 The findings indicated a decrease in healthcare utilization, health-seeking behavior, and  
343 preventative healthcare services utilization, which could potentially lead to increased morbidity  
344 and mortality associated with NCDs [10, 11, 23-30,31]. The findings of this review were  
345 consistent with other international reviews conducted on populations in different parts of the  
346 world, including Latin American [46], Asia [47], Europe and the USA [48]. These similarities  
347 demonstrate that there was a clear pattern of disruption in access to NCD care across the world  
348 due to the pandemic. However, as our findings suggest, the problem may have been more  
349 severe in sub-Saharan countries, where the existing health system is more fragile and less  
350 resilient due to limited resources and preexisting structural inequality [9]. Factors such as  
351 socioeconomic and demographic factors, self-funding for medication costs, disruption of  
352 transportation, increased medication costs due to disruption, and poverty have been identified  
353 as contributing to the negative impact of the pandemic on NCD prevention and management  
354 in sub-Saharan countries [31]. The COVID-19 pandemic has also disrupted referral and supply  
355 chain systems, leading to limited availability and affordability of medication in Ethiopia [37,18]  
356 and Uganda [22]. Acute health facility staff absenteeism has also been observed in Uganda  
357 [35]. This could lead to a further increase in NCD-related morbidity and mortality in sub-  
358 Saharan countries, exacerbating the already existing burden of these diseases.

359

360 In addition, COVID-19 pandemic has had a significant impact on physical exercise among  
361 individuals with non-communicable diseases in sub-Saharan countries. This impact was  
362 variable across studies, with some studies finding significant decreases in adherence, and others  
363 finding small changes [33,36]. In a study by Abate et al. (2022), only 26.4% of type 2 diabetes  
364 patients were found to be adhering to exercise recommendations during the COVID-19  
365 pandemic [33]. In contrast, Andualem (2020) found that 60.1% of hypertensive patients were  
366 adhering to exercise recommendations, although overall adherence to lifestyle modifications

367 was low at 23.6% [36]. Similarly, studies from Canada [49] and Australia [50] reported that  
368 the pandemic was associated with a decrease in physical activity among individuals with NCDs.  
369 On the other hand, a cross-sectional study from Brazil and a systematic review of 15 studies  
370 revealed that the pandemic was not significantly associated with changes in physical activity  
371 among individuals with NCDs [6,51]. This variation is maybe due to the difference in the level  
372 and type of COVID-19 prevention measure the countries applied and the study time and setting  
373 [52]. Therefore, these diverging results suggest that the effect of the COVID-19 pandemic on  
374 physical activity among people with NCDs may depend on a number of factors, such as access  
375 to resources and support for physical activity, the specific context in which the pandemic is  
376 happening, but also individual characteristics [33,36]

377 Our systematic review identified that the COVID-19 pandemic had a negative impact on  
378 dietary habits among individuals with NCDs in sub-Saharan countries, with a higher  
379 prevalence of poor dietary practices and food insecurity being reported [36,40,42] While poor  
380 dietary practices are commonly reported problem in several countries, developing countries,  
381 including sub-Saharan countries, face additional challenges, such as a lack of food in  
382 households resulting from the loss of income and transportation due to the pandemic [36,40,42].  
383 A study by Goudarzi et al. (2021) revealed that 37.4% of individuals with diabetes reported an  
384 increase in unhealthy food intake and a decrease in the intake of fruits and vegetables in Iran.  
385 In addition, this study identified that lower education levels and lower income show a  
386 significant association with the problem. Furthermore, a study conducted in Brazil  
387 demonstrated that 65.1% of individuals reported an increase in unhealthy food intake and a  
388 decrease in the intake of fruits and vegetables among hypertensive patients [53]

389 Moreover, the pandemic is also resulting in an increased prevalence of stress, anxiety,  
390 depression, and other mental health issues [13,15,16,38]. These findings are consistent with  
391 other studies conducted on the topic in different parts of the world [6,51]. According to WHO  
392 (2020), the negative impact of the COVID-19 pandemic on the psychological well-being of  
393 individuals with chronic diseases has not been uniform across different countries and  
394 populations. Factors such as the availability and quality of mental health care infrastructure,  
395 the degree of COVID-19 transmission, and the socio-economic status of the population have  
396 been identified as potential determinants of the impact of the pandemic on the psychological  
397 well-being of individuals with chronic diseases [13,15,16,38]. Overall, these findings highlight  
398 the importance of addressing the psychological well-being of individuals with chronic diseases  
399 during the COVID-19 pandemic [38]. In addition, research has shown that some people may

400 use drugs or alcohol to deal with the stress and negative feelings caused by the pandemic or to  
401 pass the time during lockdowns [54]. Therefore, it is important to consider the psychological  
402 well-being of people with NCDs during pandemics, as they may be at a higher risk of  
403 experiencing anxiety and depression. Moreover, healthcare providers should be aware of the  
404 potential increase in substance use among people dealing with stress and negative emotions  
405 during this time.

406 In general, this systematic review identified the challenges faced by NCD patients in sub-  
407 Saharan Africa during the COVID-19 pandemic is very complex. It is vital health policymakers  
408 and decision-making bodies to seriously consider the indirect impact on vulnerable populations  
409 while developing pandemic prevention and control strategies for the future. The current NCD  
410 management strategies should prioritize the restoration of access to essential healthcare  
411 services while considering the multifaceted risks posed by decreased physical activity, poor  
412 dietary practices, and increased substance use.

## 413 **Conclusion**

414 In general, our systematic review revealed that the COVID-19 pandemic impacted Sub-  
415 Saharan countries similarly to elsewhere in the world, but perhaps more so as it has exacerbated  
416 existing health inequities, especially for vulnerable populations. This highlights the need for  
417 urgent interventions to mitigate the impact of the pandemic on NCD patients in sub-Saharan  
418 African countries. Such interventions should prioritize maintaining access to essential health  
419 services and addressing social determinants of health. In addition, the findings from this review  
420 provide evidence of the relationship between COVID-19 and multiple risk factors for NCD  
421 patients, therefore, it is important for policymakers and healthcare providers to consider these  
422 factors when addressing the impact of the pandemic on NCD prevention and management.  
423 More research is needed to fully understand the long-term effects of the COVID-19 pandemic  
424 on NCDs; however, it is evident that now is the time to develop strategies to lessen these  
425 potential negative effects and to prepare for future pandemics like this one. To avoid  
426 devastating consequences for future pandemics like COVID-19, it is crucial to establish  
427 comprehensive and resilient healthcare systems that can effectively address the unique  
428 challenges posed by such outbreaks. This includes strengthening primary healthcare services,  
429 ensuring equitable access to healthcare resources, and implementing proactive measures to  
430 mitigate the negative effects on vulnerable populations. Additionally, investing in research and  
431 development of innovative technologies and interventions can further enhance our  
432 preparedness and response capabilities for future pandemics.

## 433 **Limitation of the study**

434 The main limitation of this review was the study design and setting. All of the studies included  
435 in this review were observational in nature, which limits the ability to establish causality  
436 between NCD management strategies and their outcomes. This study included studies from six  
437 countries out of 46 UN-classified sub-Saharan nations, which may impair the generalizability  
438 of the result. Furthermore, the majority of the studies focused on urban populations, neglecting  
439 the potential differences in health behaviors and outcomes in rural areas. Therefore, caution  
440 should be exercised when applying these findings to other sub-Saharan African countries or  
441 rural communities. Future research should aim to include a more diverse range of study designs  
442 and settings to enhance the robustness and generalizability of the results.

## 443 **Contributors**

444 Conceptualization: MB, CC, JdV, DM; Search strategy; MB, CC; Study selection: MB, CC,  
445 JdV, DM; Critical appraisal MB, CC, JdV, DM; Data Extraction; MB, CC, JdV, DM, Data  
446 analysis and interpretation: MB, CC; Drafting the manuscript: MB; Supervision; CC, JdV, DM  
447 Revision of the article: CC, JdV, DM.

## 448 **Declaration of interests**

449 This work was not directly funded by any organization. MB is working on his PhD by  
450 sponsorship of TCD 1252 PhD Student Scholarship. CC and JdV receive a salary Trinity  
451 College Dublin School of Nursing and Midwifery, DMcD is a researcher with an affiliation to  
452 Trinity College Dublin School of Nursing and Midwifery.

## 453 **Data sharing statement**

454 All data generated or analyzed during this study are included in this published article (and its  
455 supplementary information files).

## 456 **References**

- 457  
458 1. WHO WHO. World health statistics 2018: monitoring health for the SDGs, sustainable  
459 development goals: World Health Organization; 2018.
- 460 2. Juma PA, Mohamed SF, Matanje Mwangomba BL, Ndinda C, Mapa-Tassou C, Oluwasanu M,  
461 et al. Non-communicable disease prevention policy process in five African countries authors. BMC  
462 public health. 2018;18(1):1-12.
- 463 3. WHO. The impact of the COVID-19 pandemic on noncommunicable disease resources and  
464 services: results of a rapid assessment. World Health Organization. 2020.
- 465 4. Teo ZL, Tham Y-C, Yu M, Chee ML, Rim TH, Cheung N, et al. Global prevalence of  
466 diabetic retinopathy and projection of burden through 2045: systematic review and meta-analysis.  
467 Ophthalmology. 2021;128(11):1580-91.
- 468 5. Chen N, Zhou M, Dong X, et al. Epidemiological and clinical characteristics of 99 cases of  
469 2019 novel coronavirus pneumonia in Wuhan, China: a descriptive study. Lancet. 2020;395:507-13.

- 470 6. De Matos DG, Aidar FJ, Almeida-Neto PFd, Moreira OC, Souza RFd, Marçal AC, et al. The  
471 impact of measures recommended by the government to limit the spread of coronavirus (COVID-19)  
472 on physical activity levels, quality of life, and mental health of Brazilians. *Sustainability*.  
473 2020;12(21):9072.
- 474 7. WHO. World Health Organization: Health effects of smoking among young people. 2020.
- 475 8. Pan X-F, Yang J, Wen Y, Li N, Chen S, Pan A. Non-communicable diseases during the  
476 COVID-19 pandemic and beyond. *Engineering (Beijing)*. 2021;7(7):899.
- 477 9. Bigna JJ, Noubiap JJ. The rising burden of non-communicable diseases in sub-Saharan  
478 Africa. *The Lancet Global Health*. 2019;7(10):e1295-e6.
- 479 10. Umar S, Chybisov A, McComb K, Nyongesa C, Mugo-Sitati C, Bosire A, et al. COVID-19  
480 and access to cancer care in Kenya: patient perspective. *International Journal of Cancer*.  
481 2022;150(9):1497-503.
- 482 11. Mekonnen A, Destaw Z, Derseh D, Gadissa E, Ali S. Impact of COVID-19 on non-  
483 communicable disease management services at selected government health centers in Addis Ababa,  
484 Ethiopia. *African Health Sciences*. 2022;22(3):527-34.
- 485 12. Joseph A, Olatosi B, Rifat Haider M, Adegboyega BC, Lasebikan NN, Aliyu UM, et al.  
486 Patient's Perspective on the Impact of COVID-19 on Cancer Treatment in Nigeria. *JCO Global*  
487 *Oncology*. 2022(8).
- 488 13. Akalu TY, Gelaye KA, Bishaw MA, Tilahun SY, Yeshaw Y, Azale T, et al. Depression,  
489 anxiety, and stress symptoms and its associated factors among residents of gondar town during the  
490 early stage of covid-19 pandemic. *Risk Management and Healthcare Policy*. 2021;14:1073-83.
- 491 14. Czeisler ME, Marynak K, Clarke KEN, Salah Z, Shakya I, Thierry JM, et al. Delay or  
492 avoidance of medical care because of COVID-19-related concerns. *MMWR Morb Mortal*  
493 2020;69(36):1250-7.
- 494 15. Yasin A, Asefa T, Takele A, Fikadu G, Sahiledengle B, Tura B, et al. COVID-19-related  
495 anxiety and knowledge toward its preventive measures among patients with chronic medical illness  
496 on follow-up in public hospitals of Bale, East Bale, and West Arsi zones, Ethiopia. *SAGE Open*  
497 *Medicine*. 2022;10.
- 498 16. Simachew Y, Ejeso A, Dejene S, Ayalew M. Knowledge, practice, and impact of COVID-19  
499 on mental health among patients with chronic health conditions at selected hospitals of Sidama  
500 regional state, Ethiopia. *PLoS ONE*. 2022;17(6 June).
- 501 17. Roberts A, Rogers J, Mason R, Siriwardena AN, Hogue T, Whitley GA, et al. Alcohol and  
502 other substance use during the COVID-19 pandemic: A systematic review. *Drug and alcohol*  
503 *dependence*. 2021;229:109150.
- 504 18. Sen LT, Siste K, Hanafi E, Murtani BJ, Christian H, Limawan AP, et al. Insights Into  
505 Adolescents' Substance Use in a Low-Middle-Income Country During the COVID-19 Pandemic.  
506 *Front Psychiatry*. 2021;12:739698.
- 507 19. Moher D, Liberati, Tetzlaff A. J. and Altman, DG (2009). Preferred reporting items for  
508 systematic reviews and meta-analyses: the PRISMA statement. *PLoS Med*. 2009;6(6):e1000097.
- 509 20. Muluken Bafa Basa, Catherine Comiskey, Jan De Vries, McDonagh D. The Impact of  
510 COVID-19 on Non-Communicable Disease Patients in Sub-Saharan African Countries: A Systematic  
511 Review. PROSPERO 2023.
- 512 21. Institute JB. CHECKLIST FOR ANALYTICAL CROSS SECTIONAL STUDIES: Critical  
513 Appraisal toolsfor use in JBI Systematic Reviews [Internet]. Adelaide: Faculty of Health and Medical  
514 Sciences, The University of Adelaide. 2020.
- 515 22. Page MJ, McKenzie JE, Bossuyt PM, Boutron I, Hoffmann TC, Mulrow CD, et al. The  
516 PRISMA 2020 statement: an updated guideline for reporting systematic reviews. *BMJ*. 2021;372:n71.
- 517 23. Kiarie H, Temmerman M, Nyamai M, Liku N, Thuo W, Oramisi V, et al. The COVID-19  
518 pandemic and disruptions to essential health services in Kenya: a retrospective time-series analysis.  
519 *The Lancet Global Health*. 2022;10(9):e1257-e67.
- 520 24. Abdisa L, Alemu A, Heluf H, Sertsu A, Dessie Y, Negash B, et al. Factors associated with  
521 poor medication adherence during COVID-19 pandemic among hypertensive patients visiting public  
522 hospitals in Eastern Ethiopia: a cross-sectional study. *BMJ open*. 2022;12(10):e064284.

- 523 25. Awel S, Ahmed I, Tilahun D, Tegenu K. Impact of COVID-19 on Health Seeking Behavior  
524 of Patients with Chronic Disease at Public Hospitals in Jimma Zone, South West Ethiopia. *Risk*  
525 *Management and Healthcare Policy*. 2022;15:1491-500.
- 526 26. Ayele TA, Alamneh TS, Shibru H, Sisay MM, Yilma TM, Melak MF, et al. Effect of  
527 COVID-19 pandemic on missed medical appointment among adults with chronic disease conditions  
528 in Northwest Ethiopia. *PLoS ONE*. 2022;17(10 October).
- 529 27. Ayele TA, Shibru H, Sisay MM, Melese T, Fentie M, Azale T, et al. The effect of COVID-19  
530 on poor treatment control among ambulatory Hypertensive and/or Diabetic patients in Northwest  
531 Ethiopia. *PLoS ONE*. 2022;17(5 May).
- 532 28. Fentaw Z, Adamu K, Wedajo S. Blood pressure control status of patients with hypertension  
533 on treatment in Dessie City Northeast Ethiopia. *BMC Public Health*. 2022;22(1):917.
- 534 29. Nshimyiryo A, Barnhart DA, Cubaka VK, Dusengimana JMV, Dusabeyezu S, Ndagijimana  
535 D, et al. Barriers and coping mechanisms to accessing healthcare during the COVID-19 lockdown: a  
536 cross-sectional survey among patients with chronic diseases in rural Rwanda. *BMC public health*.  
537 2021;21(1):704.
- 538 30. Musinguzi G, Ndejjo R, Aerts N, Wanyenze RK, Sodi T, Bastiaens H, et al. The early impact  
539 of COVID-19 on a cardiovascular disease prevention program in Mukono and Buikwe Districts in  
540 Uganda: A qualitative study. *Global Heart*. 2021;16(1).
- 541 31. Shimels T, Asrat Kassu R, Bogale G, Bekele M, Getnet M, Getachew A, et al. Magnitude and  
542 associated factors of poor medication adherence among diabetic and hypertensive patients visiting  
543 public health facilities in Ethiopia during the COVID-19 pandemic. *PLoS One*. 2021;16(4):e0249222.
- 544 32. Girma A, Ayalew E, Mesafint G. Covid-19 Pandemic-Related Stress and Coping Strategies  
545 Among Adults with Chronic Disease in Southwest Ethiopia. *Neuropsychiatr Dis Treat*. 2021;17:1551-  
546 61
- 547 33. Abate HK, Ferede YM, Mekonnen CK. Adherence to physical exercise recommendations  
548 among type 2 diabetes patients during the COVID-19 pandemic. *Int J Afr Nurs Sci*. 2022;16:100407.
- 549 34. Addis SG, Nega AD, Miretu DG. Psychological impact of COVID-19 pandemic on chronic  
550 disease patients in Dessie town government and private hospitals, Northeast Ethiopia. *Diabetes Metab*  
551 *Syndr*. 2021;15(1):129-35.
- 552 35. Ajele WK, Babalola OB, Idehen EE, Oladejo TA. Relationship between depression and  
553 psychological well-being among persons with diabetes during COVID-19 pandemic: diabetes distress  
554 as a mediator. *Journal of Diabetes and Metabolic Disorders*. 2022;21(1):631-5.
- 555 36. Andualem A, Gelaye H, Damtie Y. Adherence to Lifestyle Modifications and Associated  
556 Factors Among Adult Hypertensive Patients Attending Chronic Follow-Up Units of Dessie Referral  
557 Hospital, North East Ethiopia, 2020. *Integr Blood Press Control*. 2020;13:145-56.
- 558 37. Ayalew M, Deribe B, Hussien S, Defar S, Gedefaw A. Quality of life among patients with  
559 chronic non-communicable diseases during COVID-19 pandemic in Southern Ethiopia: A cross-  
560 sectional analytical study. *Frontiers in Psychiatry*. 2022;13.
- 561 38. Belete AM, Alemagegn A, Mulu AT, Yazie TS, Bewket B, Asefa A, et al. Prevalence of  
562 depression and associated factors among adult cancer patients receiving chemotherapy during the era  
563 of COVID-19 in Ethiopia. Hospital-based cross-sectional study. *PLoS ONE*. 2022;17(6 June).
- 564 39. Ofori AA, Osarfo J, Agbeno EK, Manu DO, Amoah E. Psychological impact of COVID-19  
565 on health workers in Ghana: A multicentre, cross-sectional study. *SAGE Open Medicine*.  
566 2021;9:20503121211000919.
- 567 40. Gebeyehu AF, Berhane F, Yimer RM. Dietary knowledge and practice and its associated  
568 factors among type 2 diabetes patients on follow-up at public hospitals of Dire Dawa, Eastern  
569 Ethiopia. *SAGE Open Medicine*. 2022;10.
- 570 41. Maphisa JM, Mosarwane K. Changes in retrospectively recalled alcohol use pre, during and  
571 post alcohol sales prohibition during COVID pandemic in Botswana. *International Journal of Drug*  
572 *Policy*. 2022;102:N.PAG-N.PAG.
- 573 42. Mekonnen CK, Ferede YM, Abate HK. Determinants of dietary adherence among type 2  
574 diabetes patients aimed covid-19 at the university of gondar comprehensive specialized hospital.  
575 *Diabetes, Metabolic Syndrome and Obesity: Targets and Therapy*. 2021;14:917-27.
- 576 43. Umutoniwase S, Nshimyiryo A, Barnhart DA, Dusabeyezu S, Mpanumusingo E, Nahimana  
577 E, et al. Food insecurity and level of depression among patients with chronic diseases, and associated

- 578 factors during the COVID-19 lockdown: a cross-sectional study in rural Rwanda. *BMJ open*.  
579 2022;12(10):e054137.
- 580 44. Azzouzi S, Stratton C, Muñoz Velasco L, Wang K, Fourtassi M, Hong B, et al. The Impact of  
581 the COVID-19 Pandemic on Healthy Lifestyle Behaviors and Perceived Mental and Physical Health  
582 of People Living with Non-Communicable Diseases: An International Cross-Sectional Survey.  
583 *International Journal of Environmental Research and Public Health*. 2022;19:8023.
- 584 45. Muttamba W, Lusiba J, Namakula LO, Byakika-Kibwika P, Ssali F, Ddungu H, et al.  
585 Feasibility of collecting and processing of COVID-19 convalescent plasma for treatment of COVID-  
586 19 in Uganda. *PLoS ONE*. 2021;16(6 June 2021).
- 587 46. Kruse MH, Durstine A, Evans DP. Effect of COVID-19 on patient access to health services  
588 for noncommunicable diseases in Latin America: a perspective from patient advocacy organizations.  
589 *International Journal for Equity in Health*. 2022;21(1):45.
- 590 47. Gadsden T, Downey LE, Vilas VDR, Peiris D, Jan S. The impact of COVID-19 on essential  
591 health service provision for noncommunicable diseases in the South-East Asia region: A systematic  
592 review. *The Lancet Regional Health - Southeast Asia*. 2022;1:100010.
- 593 48. Pécout C, Pain E, Chekroun M, Champeix C, Kulak C, Prieto R, et al. Impact of the COVID-  
594 19 Pandemic on Patients Affected by Non-Communicable Diseases in Europe and in the USA.  
595 *International Journal of Environmental Research and Public Health*. 2021;18(13):6697.
- 596 49. McIntyre R, Ramakrishnan R, Gershon A. The impact of COVID-19 pandemic on substance  
597 use disorders among individuals with non-communicable diseases in Canada: A systematic review. .  
598 *PLOS ONE*. 2021;16(9), e0253989.
- 599 50. Harding S, Goodall A. The impact of COVID-19 pandemic on the availability and utilization  
600 of substance use treatment and support services in Australia: A systematic review. . *PLOS ONE*,  
601 16(6), e0247202. 2021.
- 602 51. Violant-Holz V, Gallego-Jiménez MG, González-González CS, Muñoz-Violant S, Rodríguez  
603 MJ, Sansano-Nadal O, et al. Psychological health and physical activity levels during the COVID-19  
604 pandemic: a systematic review. *International journal of environmental research and public health*.  
605 2020;17(24):9419.
- 606 52. Ajele A, Adewole T, Osameh B, Salami S. The relationship between diabetes distress and  
607 depression among people with type 2 diabetes mellitus in Nigeria: A cross-sectional study. . *Diabetes*  
608 *Research and Clinical Practice*. 2022;171, 108940.
- 609 53. de Farias VF, Soares LA, Aranha LN, Luiz RR, de Oliveira GMM, Rosa G. Social  
610 vulnerability and cardiovascular risk factors in adolescents. 2023.
- 611 54. Boulle A, Davies MA, Hussey H, Ismail M, Morden E, Vundle Z, et al. Risk Factors for  
612 Coronavirus Disease 2019 (COVID-19) Death in a Population Cohort Study from the Western Cape  
613 Province, South Africa. *Clinical Infectious Diseases*. 2021;73(7):E2005-E15.

614

## 615 **Supporting information**

616 **S1 Fig. PRISMA diagram**

617 **S1 Table. Characteristics of Studies**

618 **S2 Table. Risk of bias assessments**

619 **S1 File. Review protocol**

620 **S2 File. Full search terms for one database.**

621 **S3 Table PRISMA\_2020\_checklist**

## Identification of studies via databases and registers

medRxiv preprint doi: <https://doi.org/10.1101/2023.10.12.23296938>; this version posted October 12, 2023. The copyright holder for this preprint (which was not certified by peer review) is the author/funder, who has granted medRxiv a license to display the preprint in perpetuity.

It is made available under a [CC-BY 4.0 International license](https://creativecommons.org/licenses/by/4.0/).

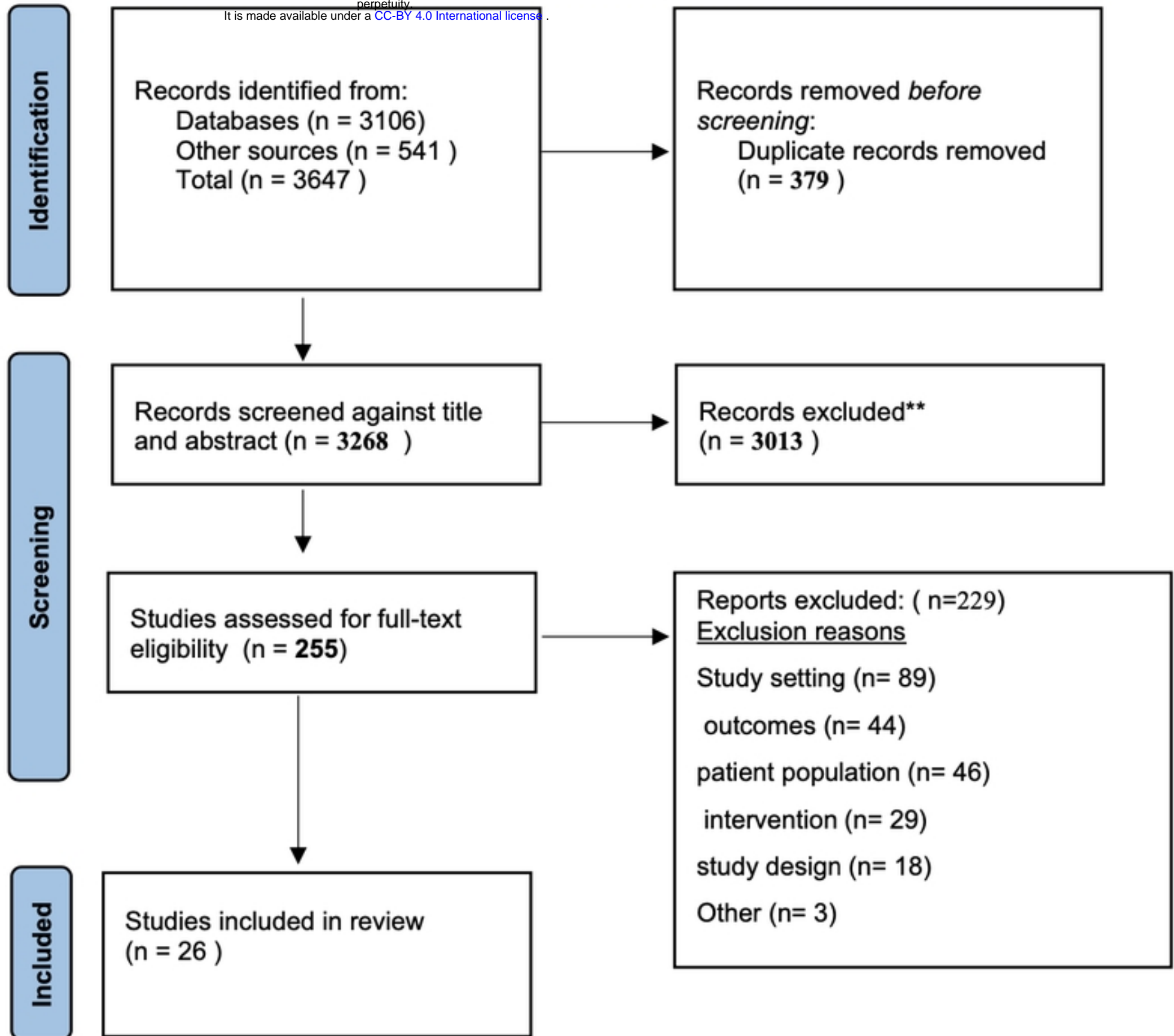


Fig 1