

Title: Trends, Outcomes, and Healthcare Disparities of Asian patients with Heart Failure and Advanced Chronic Kidney Disease

Short title: Outcomes of Asians with HF and advanced CKD

Samuel S. Tan MD^a, PharmD, Wenchy YY. Tan MD, MS^{a,b}, Lucy S. Zheng MD^a, Shasawat Kumar MD^a

- a) Department of Medicine, Mount Sinai Beth Israel, New York, New York, USA
- b) Department of Population Health Sciences, Weill Cornell, New York, New York, USA

Word count: 4,940 words

Address for correspondence:

Name: Samuel Tan

Address: 11 Hoyt St Unit 30B, Brooklyn, NY 11201

Telephone: 857-272-2446

Email: samueltanmd@gmail.com

Twitter: <https://twitter.com/SamuelTanMD>

Abstract

Background:

Data on outcomes and risk factors for Asian patients with advanced chronic kidney disease admitted for heart failure are limited. The purpose of this study was to investigate contemporary racial and socioeconomic disparities in Asian patients with advanced kidney disease admitted for heart failure exacerbation.

Methods:

This was a retrospective cohort study that utilized data from the National Inpatient Sample between January 2016 and December 2020. Patients who had a primary diagnosis of HF and a concomitant diagnosis of advanced CKD were included. The primary outcome of interest was in-hospital mortality. Secondary outcomes include hospital cost, length of stay, and other clinical outcomes. Weighted multivariable logistic regression was used to adjust for comorbidities.

Results:

A total of 186,431 admissions for heart failure exacerbation with advanced kidney disease were identified, of which 10.7% ($n = 20,006$) were of Asian descent. Asian patients had the lowest prevalence of comorbidities compared with all other ethnicities. After adjusting for comorbidities, sex, and age, Whites (OR: 1.11; 95% CI 1.03 to 1.20; $p < 0.009$) had higher odds of mortality, while Black (OR: 0.58; 95% CI 0.53 to 0.63; $p < 0.001$) and Hispanic patients (OR: 0.69; 95% CI 0.62 to 0.78; $p < 0.001$) had lower odds of mortality compared to Asian patients.

Conclusion:

Despite recent efforts to address healthcare inequality, health disparities among Asian patients with HF and CKD remain. The significant difference in odds of mortality and complications, despite a lower comorbidity burden, indicates the importance of further research regarding the possible causality of such disparities.

Non-standard Abbreviations and Acronyms :

ECMO = Extracorporeal membrane oxygenation

HF = Heart failure

IABP = Intra-aortic balloon pump

pVAD = Percutaneous ventricular assist device

SIRS = Systemic inflammatory response syndrome

Introduction

Heart failure (HF) is an increasingly common cause of hospitalization in the US and affects over 6.2 million individuals in the United States alone.¹ From 2014 to 2017, heart failure hospitalization increased from 2.4 to 4.9 per 1000 persons.² Despite recent advances in pharmacologic therapy, prevalence is estimated to increase by 46% by 2030. A systematic review estimated that the annual median medical cost for heart failure specific hospitalization is \$15,879 per year³ while US heart failure costs are expected to be at least \$70 billion per year, with a total cost of caring for patients with heart failure reaching \$160 billion by 2030.⁴

Chronic Kidney Disease (CKD) impacts 37 million Americans, 15% of the adult population or approximately one in seven Americans.⁵ Socioeconomic inequalities in cardiovascular and renal diseases present major and persistent global public health challenges. Previous research has indicated a higher prevalence of HF associated with CKD was in the African American and Hispanic populations, in addition to disparity in the prescription rates of innovative medicines between racial and ethnic minorities and individuals of White ethnicity.⁶ HF and CKD are major public health issues with gender, race, ethnicity, and socioeconomic level differences in incidence, prevalence, and complications. One study showed that racial disparities have increased healthcare expenditures by \$230 billion and indirect costs from premature illness and death by \$1 trillion.⁷

Collectively, Asian's are the world's largest population although most HF data comes from Europe and North America.⁸ Data on risk factors and outcomes for Asian patients admitted for HF

exacerbation are limited, and those with concomitant advanced CKD are even less well understood. To address this knowledge gap, we used a nationally representative database, ensuring a sizable study population that enhances generalization of results. We also examined sex, race, and ethnicity disparities in in-hospital all-cause mortality, concomitant risk factors, and comorbidities, as well as 5-year temporal trends.

Methods

Data sharing statement:

The National Inpatient Sample (NIS) data set used in this project is publicly available.

Data source:

The study utilized data from the National Inpatient Sample (NIS) from January 1, 2016, to December 31, 2020. The NIS is a comprehensive all-payer database for inpatient treatment in the United States by the Healthcare Cost and Utilization Project (HCUP), a component of the Agency for Healthcare Research and Quality (AHRQ). With over seven million hospital admissions, the dataset covers 97% of the U.S. population and a 20% stratified sample of community hospitals. International Classification of Diseases-10th Edition-Clinical Modification (ICD-10-CM) and International Classification of Diseases-10th Edition-Procedural Coding System (ICD-10-PCS) codes are used for up to 38 diagnoses and 15 procedures related to that stay. Median household annual income was categorized into 4 quartiles: 0 to the 25th percentile quartile (\$1–\$49,999), 26th to the 50th quartile (\$50,000–\$64,999), 51st to the 75th quartile (\$65,000–\$85,999), and 76th to the 100th quartile (\$86,000+). The Core-Based Statistical Area (CBSA) criteria determined

whether a hospital was urban or rural. Because we used publicly available data with no patient identifiers, this study was exempt from formal review by the Institutional Review Board of our institution.

Patient selection:

We used ICD-10-CM I50.x and I11.0 to identify adult patients aged 18 and over who had a primary diagnosis of heart failure. ICD-10-CM codes I13.0, I13.2, N18.4, N18.5, N19.6, N18.9, and Z99.2 were used to identify those with advanced CKD (**Supplemental Table 1**). Patients were then categorized by race and ethnicity (Asian, White, Black, Hispanic). All diagnosis fields were accounted for to identify the study population. The study overview and methods flowsheet are shown in **Figure 1**.

Study population:

Patient characteristics (ethnicity, race, age, sex, insurance, income), hospital characteristics (teaching status and location, region, bed size) and Elixhauser comorbidities were identified from the HCUP-NIS database. A list of ICD-10-CM codes used to identify comorbidities and procedural characteristics can be found in **Supplement Table 2**. The Elixhauser comorbidity index was used to identify the burden of comorbid diseases.

Outcomes:

Primary outcome of interest was in-hospital mortality. Secondary outcomes include hospital cost of stay, length of stay, and other clinical outcomes. Clinical outcomes included: acute kidney injury (AKI), acute myocardial infarction (AMI), acute respiratory failure with hypoxia,

acute stroke, cardiac tamponade, cardiogenic shock, cardiopulmonary resuscitation, use of mechanical ventilation, use of mechanical circulatory support (ECMO, IABP, pVAD), pulmonary embolism, SIRS, sepsis, ventricular fibrillation, ventricular flutter, ventricular tachycardia.

Statistics:

As recommended by HCUP-NIS, survey procedures using discharge weights provided by HCUP-NIS data were used to generate national estimates. Sample characteristics were summarized using the mean for continuous variables and proportions for categorical variables. To examine the primary and secondary outcomes, we used multinomial propensity score methodology to match hospitalizations with HF exacerbation and advanced chronic kidney disease comparing Asian, White, Black, and Hispanic patients. Variables in the analysis included all baseline comorbidities found in **Table 2**. Multivariable analysis was conducted to identify clinical and hospital characteristics independently associated with HF exacerbation and advanced CKD. The Healthcare Cost and Utilization Project's hospital-specific cost-to-charge ratios were used to convert total hospital charges to cost estimates. Total prices were adjusted to US dollars in 2020 using the Consumer Price Index inflation calculator given by the US Bureau of Labor Statistics.⁹ STATA 18 (StataCorp LLC, College Station, TX, USA) was utilized for all statistical analysis. A two-tailed p-value of <0.05 was deemed to be statistically significant. As per the HCUP data use agreement, we did not report variables that contained a small number of unweighted hospitalizations (<11) as this could pose risk of person identification or data privacy violation.

Results

Hospitalization characteristics of the study population:

There were a total of 251,578 hospitalizations between 2016 and 2020 with a primary diagnosis of heart failure. Of those hospitalizations, 186,431 had a diagnosis of advanced CKD. Asian patients accounted for 20,006 (10.7%) of the final population analyzed, compared to 140,708 (75.5%) White, 65,709 (35.3%) Black, and 25,155 (13.5%) Hispanic patients.

Patient characteristics:

In the Asian population, Medicaid accounted for 13.6% of patients insurance, compared to 4.4%, 16.3%, 18.5% in White, Black, and Hispanic patients, respectively. Median household income Specifically, 55.8% of Black patients and 43.6% of Hispanic patients fell into this income bracket, whereas only 28.9% of Asian and 26.6% of White patients were found in the same range. Asian (22.5%) and White (19.5%) patients were found in the highest quartile of median income, as compared to their Black (8%) or Hispanic (10.4%) counterparts. Detailed baseline and hospital characteristics of the sample population are found in **Table 1** and **Table 2**.

All non-Asian patients described as White, Black, and Hispanic respectively had a higher prevalence of comorbidities, notably those associated more disease burden including prior MI (1.2% vs 10.1%, 3.4%, 1.4%), prior PCI (1.2% vs 9.5%, 2.8%, 1.3%), prior CABG (1.3% vs 11.1% vs 2.0% vs 1.5%), presence of pacemaker (0.6% vs 6.1%, 1.3%, 0.7%), and presence of ICD (0.7%, 5.2%, 3.1%, 0.9%) as seen in **Central Illustration**.

Mortality and hospitalization outcomes:

Mortality rate was highest in White (4.2%) patients followed by Asian (3.7%), Black (2.2%), and Hispanic patients (2.6%). White patients were associated with higher odds of mortality compared to Asian patients (OR: 1.11; 95% CI 1.03 to 1.20; $p=0.009$). Black (OR: 0.58; 95% CI 0.53 to 0.63; $p< 0.001$) and Hispanic patients (OR: 0.69; 95% CI 0.62 to 0.78; $p< 0.001$) were associated with lower odds of mortality compared to Asian patients.

Overall hospitalization outcomes:

In comparison to Asian patients, White patients exhibited significantly lower odds of acute MI (OR: 0.88; 95% CI 0.81 to 0.95; $p=0.002$), cardiogenic shock (OR 0.85; 95% CI 0.77 to 0.95; $p=0.003$), use of mechanical circulatory support, and mechanical ventilation. Compared to Asian patients, Black patients were associated with lower odds of acute MI (OR: 0.59; 95% CI 0.54 to 0.65; $p< 0.001$), use of mechanical circulatory support (OR 0.61; 95% CI 0.49 to 0.78; $p<0.001$), use of mechanical ventilation (OR 0.90; 95% CI 0.80 to 0.98; $p<0.001$). Hispanic patients were similarly associated with lower odds mechanical circulatory support requirements (OR: 0.60; 95% CI 0.45 to 0.80; $p<0.001$), mechanical ventilation (OR 0.82; 95% CI 0.71-0.99; $p<0.001$) and cardiogenic shock (OR: 0.68; 95% CI 0.59 to 0.79; $p<0.001$). Additional details on mortality and in-hospital complications can be found in **Table 3**.

Income based hospitalized outcomes compared to Asian patients:

White patients had significantly highest mortality across all four income quartiles after adjusting for comorbidities and gender. In contrast, Black patients were associated with lower odds

of mortality compared to Asian patients across all income quartiles. However, Hispanic patients were only associated with significantly lower odds in the first quartile (OR: 0.69; 95% CI 0.61 to 0.79, $p<0.001$) and second quartile (OR: 0.64; 95% CI 0.54 to 0.76; $p<0.001$). Further details can be found in **Table 4**.

White compared to Asian patients in-hospital complications

In the first (OR: 0.81; 95% CI 0.67 to 0.99; $p=0.045$), second (OR 0.78; 95% CI 0.64 to 0.94; $p<0.001$), and fourth (OR: 0.91; 95% CI 0.83 to 0.97; $p<0.013$) income quartile, White patients had lower odds of requiring mechanical support. In the second (OR 0.75; 95% CI 0.64 to 0.86; $p<0.001$), third (OR 0.69; 95% CI 0.59 to 0.82; $p<0.001$), and fourth (OR: 0.83; 95% CI 0.70 to 0.99; $p<0.046$) income quartile, White patients lower odds of requiring mechanical ventilation.

Non-Asian compared to Asian ethnic patients in-hospital complications

In the first income quartile, Black patients had higher odds of mechanical ventilation (OR 1.38; 95% CI 1.22 to 1.56; $p<0.001$) and mechanical circulatory support (OR: 1.29; 95% CI 1.06 to 1.49; $p<0.001$). Similarly Hispanic patients were associated with higher odds of mechanical ventilation (OR 1.45; 95% CI 1.16 to 1.79; < 0.001) and mechanical circulatory support (OR: 1.45; 95% CI 1.16 to 1.79; $p<0.001$) in the first quartile. Hispanic and Black patients were similarly associated with higher odds of mechanical ventilation and mechanical circulatory support in the second quartile while no differences were seen in the third quartile. However, Hispanic were associated with lower odds of mechanical ventilation (OR 0.76; 95% CI 0.66 to 0.90; $p<0.001$) and mechanical circulatory support (OR: 0.80; 95% CI 0.72 to 1.04; $p<0.001$) in the fourth quartile.

Black patients were also associated with lower odds of mechanical circulatory support (OR 0.88; 95% CI 0.76 to 0.98; < 0.001)

Temporal trends:

From 2016 to 2019, Asian patients with HF and advanced CKD decreased from 5,904 to 4,744. This compares to 32,501 to 36,139 in White, 14,222 to 17,708 in Black, and 5,470 to 6,556 in Hispanic patients. In 2020, trends in relative prevalence between the ethnic groups remained similar (**Figure 2**).

Over the study period, Asian patients had an increasing prevalence of cardiovascular comorbidities and in-hospital complications, including AKI, acute respiratory failure with hypoxia, sepsis, cardiogenic shock, mechanical circulatory support, and ventricular tachycardia (**Supplement Table 4**). Despite also increasing prevalence of White and Hispanic patients with HF and advanced CKD, their odds of in-hospital mortality decreased compared to Asian patients over the study period. In contrast, risk of in-hospital mortality remained relatively unchanged in Black and Asian patients (**Figure 3**).

Length and cost of stay:

Compared to Asian patients, White and Black patients on average had a lower hospitalization cost of \$14,352.05 and \$11,238.50 less but had an average longer duration of stay of 0.43 and 0.39 days, respectively ($p < 0.001$). Compared to Asian patients, Hispanic patients had

a hospitalization cost and length of stay on average \$6,696 greater and 0.42 days shorter (Supplement Table 5).

Discussion

In this study of 251,578 hospitalizations, we identified trends, compared outcomes and explored racial, ethnic, and socioeconomic disparities experienced by the Asian population with advanced CKD, who were hospitalized for heart failure exacerbation. A consistent decline in hospital admissions for Asian patients HF with advanced CKD was observed between 2016-2020. This trend stands in contrast to the growing prevalence of such admissions among non-Asian patients. There was a notable rise in prevalence of comorbidities including ischemic heart disease, valvular heart disease, primary and secondary preventative devices including ICD and pacemaker placement, compared to all other patients. However, higher prevalence did not correspond to equally high mortality or in-hospital complications, underscoring the existence of inequities in healthcare.

Non-Asian patients saw a decrease in overall adjusted complications across all income quartiles. Overall adjusted complications and costs related to HF and advanced CKD exhibited disparities based on race or ethnicity, as well as socioeconomic position. In our study, it was observed that Asian, Black, and Hispanic individuals exhibited the lowest median income. Furthermore, a higher percentage of Black and Hispanic patients were found to be situated among the two lowest income quartiles. This observation is also situated within the context of a higher representation of Black and Hispanic patients with Medicaid, which provides further evidence for

the disadvantaged socioeconomic position of non-Asian ethnic patients. The distribution of median income exhibited heterogeneity, however, a general trend of decreasing prevalence was observed with higher income quartiles. Moreover, when compared to Asian patients, Black and Hispanic patients exhibited a lower odds of mortality across all median income quartiles. White and Black patients were noted to be associated with significantly lower hospitalization costs compared to Asian patients despite having a longer length of stay. This is in contrast to Hispanic patients who were associated with shorter length of stay and lower hospitalization costs, compared to Asian patients. The comorbidity burden of White patients had significantly higher comorbidity burden which is reflected in the higher odds of mortality. While Hispanic and Black patients also had higher comorbidity burden compared to Asian patients, the difference was less suggesting other factors may be contributing to difference in mortality and complications. more evenly distributed median income and reduced comorbidity burden, Asian patients continue to experience considerable healthcare disparities in contemporary times. These disparities manifest in greater hospital costs, longer hospital stays, increased mortality and in-hospital complications.

Heart failure is a complex clinical syndrome where there is an impairment of adequate distribution of blood in the systemic circulation. In advanced CKD, patients are more susceptible to fluid overload, raised blood pressure due to endothelial dysfunction, arrhythmogenic and atherosclerotic disease. In recent years, there has been a consistent and stable prevalence of HF among the elderly demographic, alongside the presence of risk factors commonly associated with heart failure, such as type 2 diabetes, obesity, and renal failure.^{10,11} Research has shown that a significant proportion, ranging from 50% to 70%, of patients admitted to the hospital for HF exhibit the presence of at least one non-cardiovascular risk factor.¹² Among the many risk factors,

it was found that CKD had a prognostic consequence of 41% on death and rehospitalization.^{13,14} It is widely recognized that individuals admitted for HF commonly belong to the lowest quartile of income and are frequently from ethnic minority groups.¹⁵ The findings of our study corroborate a comparable pattern observed in hospitalized patients diagnosed with HF and advanced CKD.

Our study has shown significant disparities faced by Asian patients which may contribute to variations in outcomes. Certain subgroups within the Asian population have distinct genetic mutations, such as higher frequencies of CYP2C19 alleles and UMOD, that have an impact on their response to medical intervention^{16,17} Various genetic markers have demonstrated differential effects on glomerular filtration rates across racial groups, influencing CKD progression and function, and ultimately impacting treatment outcomes.¹⁸ Additional affected regions encompass varying reactions to pharmaceuticals such as ACE-inhibitors or diuretics, as well as other genetic indicators that predispose the Asian demographic to cardiorenal syndrome.¹⁹

Effects of culture, communication, and language barrier specific to nonnative English speaking patients, cultural differences and practices, and social ties are well documented in literature as an under addressed cause of healthcare disparity. HF exacerbation and advanced CKD are complex clinical situations that necessitate effective communication and a shared understanding between patients and healthcare providers. In this context, language and cultural competency are critical. Research has identified several prominent themes that emerge in the provision of healthcare to patients of Asian descent. These themes encompass the significance of cultural knowledge, the influence of familial networks, the impact of dietary modifications, and the relevance of traditional beliefs. This barrier is especially more consequential in acute and

complex patients, which often necessitate the involvement of a diverse, large interdisciplinary team for management, such as individuals with HF and advanced CKD.²⁰⁻²² Cultural beliefs often lead to incongruent perceptions of disease severity, causing delays in seeking medical attention and even declining care. This issue is compounded by language and communication obstacles, resulting in incomplete patient evaluations, delayed treatment, limited grasp of the patient's condition and recommended therapies, and a reduced trust in the quality of care they received.^{23,24} Many patient-physician interactions involve the utilization of web translating services or impromptu, untrained interpreters, despite existing evidence underscoring the hazards linked to these practices.²⁵ This possibility of linguistic and cultural competency as a contributing factor in outcomes of Asian with advanced CKD admitted for HF is further supported by our study. Specifically, our study revealed no significant difference in complications in the third income quartile, and a decreased association of complications in the fourth income quartile, and overall lower mortality in the Black and Hispanic population compared to Asian patients. This is significant because higher income is associated with greater and more equal access to healthcare across race/ethnic group, healthcare literacy, and education yet we report differences in outcomes.²⁶

English is the primary language spoken in the United States, followed by Spanish. In the United States, there exists a significant difference of nearly ten times in the number of individuals proficient in Spanish compared to those proficient in any Asian language.²⁷ It is well documented that addressing language and competency barriers can significantly enhance healthcare outcomes for Asian patients. This is particularly important in HF in the setting of advanced CKD, a complex and largely clinically treated disease that depends on clear communication to understand, treat,

and prevent complications. Multiple studies demonstrated supporting the efficacy of multilingual healthcare setups and culturally tailored intervention in improving clinical care and healthcare outcomes.^{28,29} Furthermore, research has demonstrated that racial concordance, which frequently coincides with a shared cultural understanding, plays a significant role in fostering a positive patient-physician relationship and ultimately leading to better healthcare outcomes.³⁰ Nevertheless, there continues to be an underutilization of professional interpreters in the healthcare setting. In one study, 57% of residents reported usually or always using a professional interpreter despite 97% endorsing the advantages associated with enhanced outcomes..³¹ Access to these services also varied with only 68% of US hospitals offering language assistance services, including both remote and in-person services, while 27.9% of patients reported that no interpreter was accessible when needed during hospitalization.^{32,33} Lastly, a study by the Joint Commission found that only 13% of hospitals successfully met all four standards pertaining to language-related culturally and linguistically appropriate services, whereas 19% met none.³⁴ These findings highlight the need of addressing these disparities through implementation of policies that encourage investments social risk assessment tools that are sensitive to Asian and other ethnic populations. Additionally, it is crucial to develop solutions that enable healthcare providers to effectively address the needs of socially vulnerable patients.

Strength and limitations:

The NIS database aggregates data from millions of hospital stays annually and enables for powerful statistical analysis of special patient populations throughout multiple years. Furthermore, we conducted an analysis of long-term trends, providing valuable insights for policymakers and

other pertinent stakeholders. The utilization of data derived from both community and academic institutions contributes to an enhanced comprehension of healthcare patterns and results.

However, these strengths are accompanied by inherent limitations of the NIS database. First the available data does not provide sufficient information regarding outpatient settings or post-discharge care. Furthermore, the collection of readmission rates and prior admission data are not captured. Since readmission is common in HF, our study is unable to differentiate the presenting severity that justified hospitalization. This limitation leaves a gap in the continuum of care where the root cause and other contributors to outcomes can be missed. Additionally, the inability to disaggregate ethnic groups contributes to significant heterogeneity. Prior studies have demonstrated differences in cardiovascular outcomes in the three predominant Hispanic groups (Mexican, Puerto Rican, Cuban individuals) in the United States.³⁶ Other limitations include coding errors and inaccuracies, which can inadvertently introduce biases in the research. Moreover, the lack of granularity in the data that precludes nuanced analysis such as laboratory values, imaging duration, and treatment regimen of HF. This information would be beneficial in exploring the impact of language and culture barriers in care of advanced CKD patients admitted for HF through other surrogate markers.

Conclusion:

In summary, we present findings that demonstrate notable disparities in in-hospital outcomes and complications among Asian patients with advanced CKD admitted for heart failure.

More qualitative research is needed to evaluate and supplement our findings to identify how clinical practices can better incorporate language and cultural understanding into heart failure and CKD practices and close the gap in complications, mortality, and cost and length of stay. Further investigation would also be beneficial to examine whether advanced CKD patients belonging to specific ethnic or racial groups experience reduced negative outcomes during hospitalizations for HF when they are enrolled in services provided by dedicated specialized multidisciplinary medical teams.

Sources of Funding and Disclosures:

There is no funding or relationship with industry to disclose.

References

1. Virani SS, Alonso A, Benjamin EJ, et al. Heart disease and stroke statistics—2020 update: A report from the American Heart Association. *Circulation*. 2020;141(9). doi:10.1161/cir.0000000000000757
2. Agarwal MA, Fonarow GC, Ziaieian B. National trends in heart failure hospitalizations and readmissions from 2010 to 2017. *JAMA Cardiol*. 2021;6(8):952. doi:10.1001/jamacardio.2020.7472
3. Urbich M, Gary Globe, Pantiri K, et al. A systematic review of medical costs associated with heart failure in the USA (2014–2020). *Pharmacoeconomics*. 2020;38(11):1219-1236. doi:10.1007/s40273-020-00952-0
4. Heidenreich PA, Fonarow GC, Opsha Y, et al. Economic issues in heart failure in the United States. *J Card Fail*. 2022;28(3):453-466. doi:10.1016/j.cardfail.2021.12.017
5. *Kidney Disease: The Basics*. (2021, April 8). National Kidney Foundation. <https://www.kidney.org/news/newsroom/fsindex>
6. Haw JS, Shah M, Turbow S, Egeolu M, Umpierrez G. Diabetes complications in racial and ethnic minority populations in the USA. *Curr Diab Rep*. 2021;21(1):2. doi:10.1007/s11892-020-01369-x
7. LaVeist TA, Gaskin D, Richard P. Estimating the economic burden of racial health inequalities in the United States. *Int J Health Serv*. 2011;41(2):231-238. doi:10.2190/hs.41.2.c
8. Groenewegen A, Rutten FH, Mosterd A, Hoes AW. Epidemiology of heart failure. *Eur J Heart Fail*. 2020;22(8):1342-1356. doi:10.1002/ejhf.1858

9. CPI Inflation Calculator. Bls.gov. Accessed September 20, 2023.
https://www.bls.gov/data/inflation_calculator.htm
10. Levy D, Kenchaiah S, Larson MG, et al. Long-term trends in the incidence of and survival with heart failure. *N Engl J Med*. 2002;347(18):1397-1402.
doi:10.1056/nejmoa020265
11. Jain V, Minhas AMK, Khan SU, et al. Trends in HF hospitalizations among young adults in the United States from 2004 to 2018. *JACC Heart Fail*. 2022;10(5):350-362.
doi:10.1016/j.jchf.2022.01.021
12. Braunstein JB, Anderson GF, Gerstenblith G, et al. Noncardiac comorbidity increases preventable hospitalizations and mortality among medicare beneficiaries with chronic heart failure. *J Am Coll Cardiol*. 2003;42(7):1226-1233. doi:10.1016/s0735-1097(03)00947-1
13. Van Deursen VM, Urso R, Laroche C, et al. Co-morbidities in patients with heart failure: an analysis of the European Heart Failure Pilot Survey: Co-morbidities in heart failure. *Eur J Heart Fail*. 2014;16(1):103-111. doi:10.1002/ejhf.30
14. Rethy L, Petite LC, Vu THT, et al. Trends in the prevalence of self-reported heart failure by race/ethnicity and age from 2001 to 2016. *JAMA Cardiol*. 2020;5(12):1425.
doi:10.1001/jamacardio.2020.3654
15. Khan SU, Javed Z, Lone AN, et al. Social vulnerability and premature cardiovascular mortality among US counties, 2014 to 2018. *Circulation*. 2021;144(16):1272-1279.
doi:10.1161/circulationaha.121.054516
16. Mega JL, Close SL, Wiviott SD, et al. Cytochrome p-450 polymorphisms and response to clopidogrel. *N Engl J Med*. 2009;360(4):354-362. doi:10.1056/NEJMoa0809171

17. Köttgen A, Glazer NL, Dehghan A, et al. Multiple loci associated with indices of renal function and chronic kidney disease. *Nat Genet.* 2009;41(6):712-717. doi:10.1038/ng.377
18. Köttgen A, Pattaro C, Böger CA, et al. New loci associated with kidney function and chronic kidney disease. *Nat Genet.* 2010;42(5):376-384. doi:10.1038/ng.568
19. Ahmed M, Malla BA, Khaja UM, et al. Pharmacogenomics in cardiovascular diseases. In: Ganie SA, Ali A, Rehman MU, Arafah A, eds. *Pharmacogenomics.* Elsevier; 2023:137-168.
20. Peterson PN, Campagna EJ, Maravi M, et al. Acculturation and outcomes among patients with heart failure. *Circ Heart Fail.* 2012;5(2):160-166. doi:10.1161/CIRCHEARTFAILURE.111.963561
21. Rong X, Peng Y, Yu HP, Li D. Cultural factors influencing dietary and fluid restriction behaviour: perceptions of older Chinese patients with heart failure. *J Clin Nurs.* 2017;26(5-6):717-726. doi:10.1111/jocn.13515
22. Davidson PM, Macdonald P, Moser DK, et al. Cultural diversity in heart failure management: findings from the DISCOVER study (Part 2). *Contemp Nurse.* 2007;25(1-2):50-61. doi:10.5172/conu.2007.25.1-2.50
23. Ngo-Metzger Q, Sorkin DH, Phillips RS, et al. Providing high-quality care for limited English proficient patients: the importance of language concordance and interpreter use. *J Gen Intern Med.* 2007;22 Suppl 2(S2):324-330. doi:10.1007/s11606-007-0340-z
24. Ngo-Metzger Q, Massagli MP, Clarridge BR, et al. Linguistic and cultural barriers to care: Perspectives of chinese and vietnamese immigrants. *J Gen Intern Med.* 2003;18(1):44-52. doi:10.1046/j.1525-1497.2003.20205.x

25. de Moissac D, Bowen S. Impact of language barriers on quality of care and patient safety for official language minority Francophones in Canada. *J Patient Exp.* 2019;6(1):24-32.
doi:10.1177/2374373518769008
26. Hoff E. Interpreting the early language trajectories of children from low-SES and language minority homes: Implications for closing achievement gaps. *Dev Psychol.* 2013;49(1):4-14. doi:10.1037/a0027238
27. Languages spoken in the United States 2021. Statista. Accessed October 3, 2023.
<https://www.statista.com/statistics/183483/ranking-of-languages-spoken-at-home-in-the-us-in-2008>
28. Karliner LS, Jacobs EA, Chen AH, Mutha S. Do professional interpreters improve clinical care for patients with limited English proficiency? A systematic review of the literature. *Health Serv Res.* 2007;42(2):727-754. doi:10.1111/j.1475-6773.2006.00629.x
29. Nápoles AM, Santoyo-Olsson J, Karliner LS, Gregorich SE, Pérez-Stable EJ. Inaccurate language interpretation and its clinical significance in the medical encounters of Spanish-speaking Latinos. *Med Care.* 2015;53(11):940-947.
doi:10.1097/MLR.0000000000000422
30. Shen MJ, Peterson EB, Costas-Muñiz R, et al. The effects of race and racial concordance on patient-physician communication: A systematic review of the literature. *J Racial Ethn Health Disparities.* 2018;5(1):117-140. doi:10.1007/s40615-017-0350-4
31. Diamond LC, Schenker Y, Curry L, Bradley EH, Fernandez A. Getting by: underuse of interpreters by resident physicians. *J Gen Intern Med.* 2009;24(2):256-262.
doi:10.1007/s11606-008-0875-7

32. Schiaffino MK, Nara A, Mao L. Language services in hospitals vary by ownership and location. *Health Aff (Millwood)*. 2016;35(8):1399-1403. doi:10.1377/hlthaff.2015.0955
33. Karliner LS, Kim SE, Meltzer DO, Auerbach AD. Influence of language barriers on outcomes of hospital care for general medicine inpatients. *J Hosp Med*. 2010;5(5):276-282. doi:10.1002/jhm.658
34. Diamond LC, Wilson-Stronks A, Jacobs EA. Do hospitals measure up to the national culturally and linguistically appropriate services standards? *Med Care*. 2010;48(12):1080-1087. doi:10.1097/MLR.0b013e3181f380bc
35. Averbuch T, Mohamed MO, Islam S, et al. The association between socioeconomic status, sex, race / ethnicity and in-hospital mortality among patients hospitalized for heart failure. *J Card Fail*. 2022;28(5):697-709. doi:10.1016/j.cardfail.2021.09.012

Figures Legends

Figure 1. Sampled Population Flow Chart

Figure 2. Prevalence Trends of HF Hospitalizations and Advanced CKD

Prevalence of Asian patients decreased between the study years. This is in contrast to increasing hospitalizations for all non-Asian ethnicities. Odds ratios were adjusted for Elixhauser comorbidity index, age, and sex using Asian patients as reference.

Figure 3. Odds Ratio for In-Hospital Mortality of HF Hospitalizations and Advanced CKD

Odds ratios for in-hospital mortality were higher for White patients and lower for Black and Hispanic patients. Odds ratios were adjusted for Elixhauser comorbidity index, age, and sex using Asian patients as reference.

Central Illustration. Racial Disparities in Clinical Comorbidities of Patients with Heart Failure and Advanced Chronic Kidney Disease

White, Black, and Hispanic patients have a greater prevalence of cardiovascular comorbidities disease compared to Asian patients. However, Black and Hispanic patients have a lower mortality rate.

Table 1. Baseline and Hospital Characteristics of Patients with HF and Advanced CKD

	Race			
Variable	Asian	White	Black	Hispanic
No. of cases (N = 251,578)	20,006	140,708	65,709	25,155
Mean age (years)	70.5	74.9	64.1	67.42
Primary expected payer				
Medicare (<i>n</i> = 193,230)	14,172	118,295	44,237	16,526
Medicaid (<i>n</i> = 24,217)	2,726	6,127	10,713	4,651
Private (<i>n</i> = 24,493)	2,219	12,358	7,581	2,335
Self-pay (<i>n</i> = 5,002)	448	1,512	1,847	1,195
No charge (<i>n</i> = 385)	37	99	155	94
Others (<i>n</i> = 3,998)	363	2,207	1,094	334
Median household income				
1st Quartile (0-25th percentile; <i>n</i> = 90,861)	5,783	37,428	36,682	10,968
2nd Quartile (26-50th; <i>n</i> = 64,133)	4,773	39,586	13,584	6,190
3rd Quartile (51-75th percentile; <i>n</i> = 52,994)	4,571	34,326	9,161	4,938
4th Quartile (76-100th percentile; <i>n</i> = 39,724)	4,499	27,383	5,238	2,604
Hospital region				
Northeast (<i>n</i> = 51,485)	3,886	32,082	10,999	4,518
Midwest (<i>n</i> = 57,166)	4,329	37,292	13,755	1,790
South (<i>n</i> = 109,138)	6,061	55,087	36,571	11,419
West (<i>n</i> = 33,789)	4,730	16,247	4,384	7,428
Hospital bed size				
Small (<i>n</i> = 52,809)	4,217	31,336	12,313	4,943

Medium (<i>n</i> = 76,330)	5,622	42,701	19,512	8,495
Large (<i>n</i> = 122,439)	10,167	66,671	33,884	11,717
Hospital teaching status				
Rural (<i>n</i> = 24,020)	1,759	17,377	4,187	697
Urban, non-teaching (<i>n</i> = 56,079)	4,388	34,467	10,958	6,266
Urban, teaching (<i>n</i> = 171,479)	13,859	88,864	50,564	18,192

Values are median (IQR) or n (%).

Observations <11 are not reportable per HCUP guidelines.

Table 2. Clinical Comorbidities and In-Hospital Complications of Patients with HF and Advanced CKD

Clinical Comorbidities		Asian (%)	White (%)	Black (%)	Hispanic (%)	p Value
Atrial fibrillation		2.2	22.2	5.3	2.0	<0.001
Atrial flutter		1.2	10.3	3.3	1.2	<0.001
Bicuspid aortic valve		0.003	0.005	0.001	0.006	<0.001
BMI	25-29.99	0.3	1.8	0.8	0.4	<0.001
	≥ 30	0.4	3.8	1.9	0.7	<0.001
Chronic ischemic heart disease		0.1	0.8	0.2	0.1	<0.001
COPD		1.3	12.5	5.1	1.3	<0.001
Hyperlipidemia		4.4	32.3	12.8	5.5	<0.001
Peripheral vascular disease with stents and grafts		0.03	0.3	0.009	0.003	<0.001
Presence of pacemaker		0.6	6.1	1.3	0.7	<0.001
Presence of ICD		0.7	5.2	3.1	0.9	<0.001
Tobacco use		0.05	0.4	0.3	0.06	<0.001
Valvular heart disease		0.01	0.09	0.03	0.01	<0.001
Ischemic Heart Disease						
Angina		0.01	0.06	0.05	0.02	<0.001
Ischemic cardiomyopathy		0.05	0.3	0.1	0.05	<0.001
Prior MI		1.2	10.1	3.4	1.4	<0.001
Prior PCI		1.2	9.4	2.8	1.3	<0.001
Prior CABG		1.3	11.1	2.0	1.5	<0.001
In-Hospital Complications						
AKI		3.6	26.1	10.9	4.3	<0.001
Acute MI		0.4	2.2	0.7	0.4	<0.001

Acute respiratory failure with hypoxia	1.4	9.5	3.7	1.7	<0.001
Acute stroke	0.02	0.09	0.04	0.01	0.126
Cardiogenic shock	0.2	1.4	0.7	0.2	<0.001
Cardiac tamponade	0.01	0.05	0.02	0.01	0.045
Cardiopulmonary resuscitation	0.06	0.4	0.2	0.07	0.001
Mechanical circulatory support	0.05	0.2	0.1	0.04	<0.001
Mechanical ventilation	0.07	0.3	0.2	0.07	<0.001
Pulmonary embolism	0.04	0.3	0.2	0.04	0.078
SIRS	0.04	0.3	0.1	0.05	0.224
Sepsis	0.01	0.1	0.04	0.01	0.603
Ventricular fibrillation	0.03	0.2	0.1	0.03	0.136
Ventricular flutter	0.001	0.004	0.002	0.0008	0.629
Ventricular tachycardia	0.3	2.7	1.5	0.3	<0.001

Percent is reported as percentage of ethnic/race population.

Observations <11 are not reportable per HCUP guidelines.

AKI = acute kidney injury, BMI = body mass index CABG = coronary artery bypass surgery, COPD = chronic obstructive pulmonary disease, MI = myocardial infarction PCI = percutaneous coronary intervention, SIRS = systemic inflammatory response syndrome

Table 3. Adjusted Mortality and In-Hospital Complications Associated with HF and Advanced CKD Compared to Asian Patients

	White		Black		Hispanic	
	Adjusted Odds Ratio (95% CI)	p Value	Adjusted Odds Ratio (95% CI)	p Value	Adjusted Odds Ratio (95% CI)	p Value
Mortality	1.11 (1.03-1.20)	0.009	0.58 (0.53-0.63)	<0.001	0.69 (0.62-0.78)	<0.001
In-Hospital Complications						
AKI	1.06 (1.02-1.09)	<0.001	0.87 (0.83-0.90)	<0.001	0.91 (0.87-0.95)	<0.001
Acute MI	0.88 (0.81-0.95)	0.002	0.59 (0.54-0.65)	<0.001	0.82 (0.74-0.91)	<0.001
Acute respiratory failure with hypoxia	0.99 (0.94-1.04)	0.655	0.80 (0.76-0.84)	<0.001	0.97 (0.92-1.03)	0.320
Acute stroke	0.77 (0.55-1.09)	0.136	0.65 (0.44-0.95)	0.025	0.71 (0.45-1.12)	0.140
Cardiogenic shock	0.85 (0.77-0.95)	0.003	0.93 (0.83-1.04)	0.217	0.68 (0.59-0.78)	<0.001
Cardiac tamponade	0.61 (0.40-0.94)	0.023	0.70 (0.45-1.09)	0.118	0.95 (0.56-1.59)	0.838
Cardiopulmonary resuscitation	0.76 (0.65-0.90)	0.002	0.94 (0.79-1.12)	0.484	0.85 (0.69-1.05)	0.123
Mechanical circulatory support	0.61 (0.50-0.75)	<0.001	0.61 (0.49-0.78)	<0.001	0.60 (0.45-0.80)	<0.001
Mechanical ventilation	0.61 (0.51-0.73)	<0.001	0.90 (0.80-0.98)	<0.001	0.82 (0.71-0.99)	<0.001
Pulmonary embolism	1.04 (0.85-1.29)	0.694	1.09 (0.88-1.37)	0.431	0.83 (0.63-1.08)	0.166
SIRS	0.81 (0.65-1.01)	0.061	0.78 (0.61-0.99)	0.041	0.87 (0.66-1.16)	0.350
Sepsis	1.05 (0.72-1.52)	0.807	1.02 (0.69-1.52)	0.912	0.84 (0.52-14.38)	0.499
Ventricular fibrillation	1.03 (0.79-1.35)	0.817	1.15 (0.87-1.52)	0.340	0.83 (0.59-1.17)	0.293
Ventricular flutter	0.95 (0.21-4.30)	0.946	1.14 (0.23-5.68)	0.873	n/a	n/a
Ventricular tachycardia	1.18 (1.09-1.28)	<0.001	1.41 (1.30-1.54)	<0.001	0.78 (0.70-0.87)	<0.001

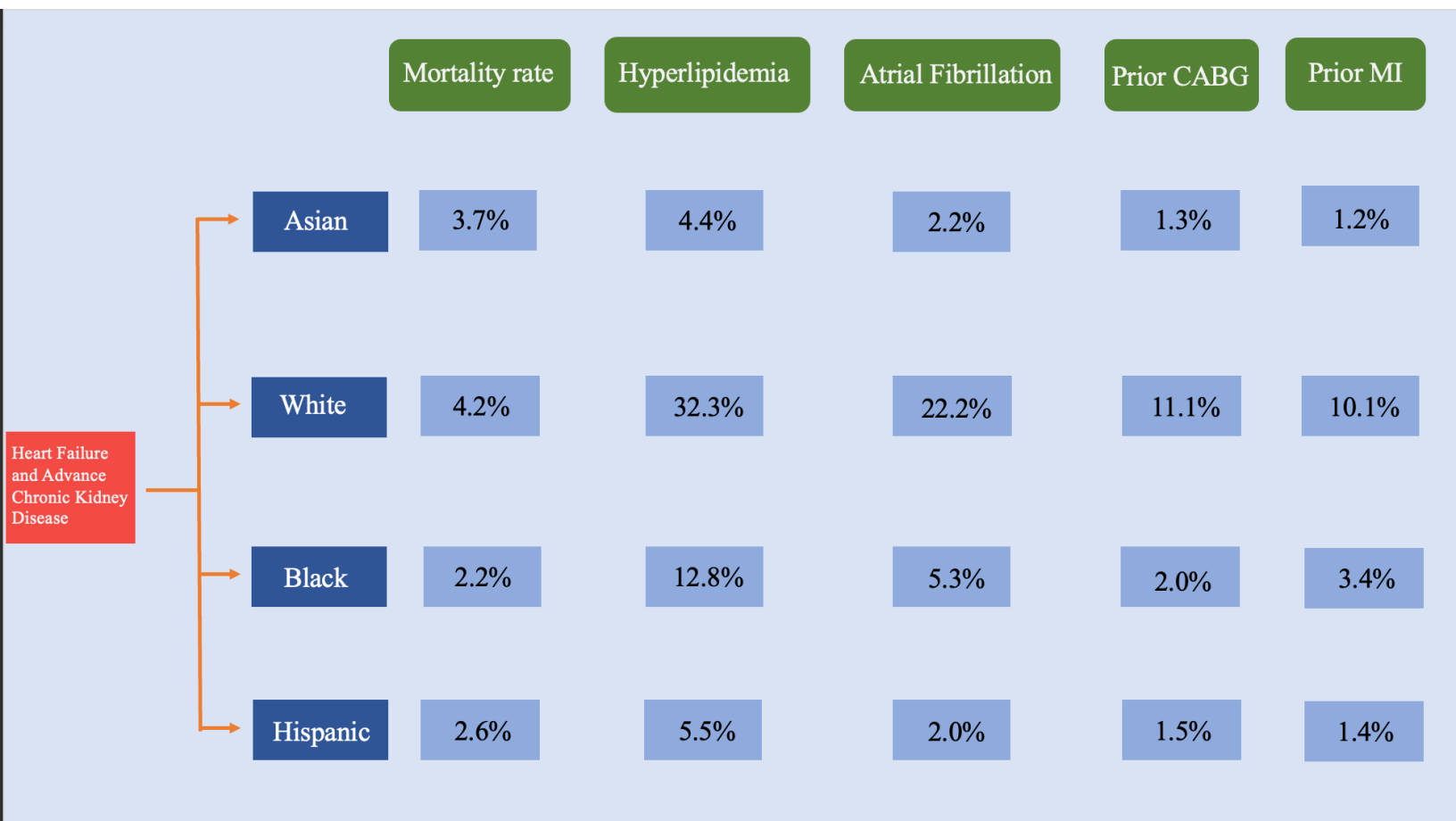
Observations <11 are not reportable per HCUP guidelines.

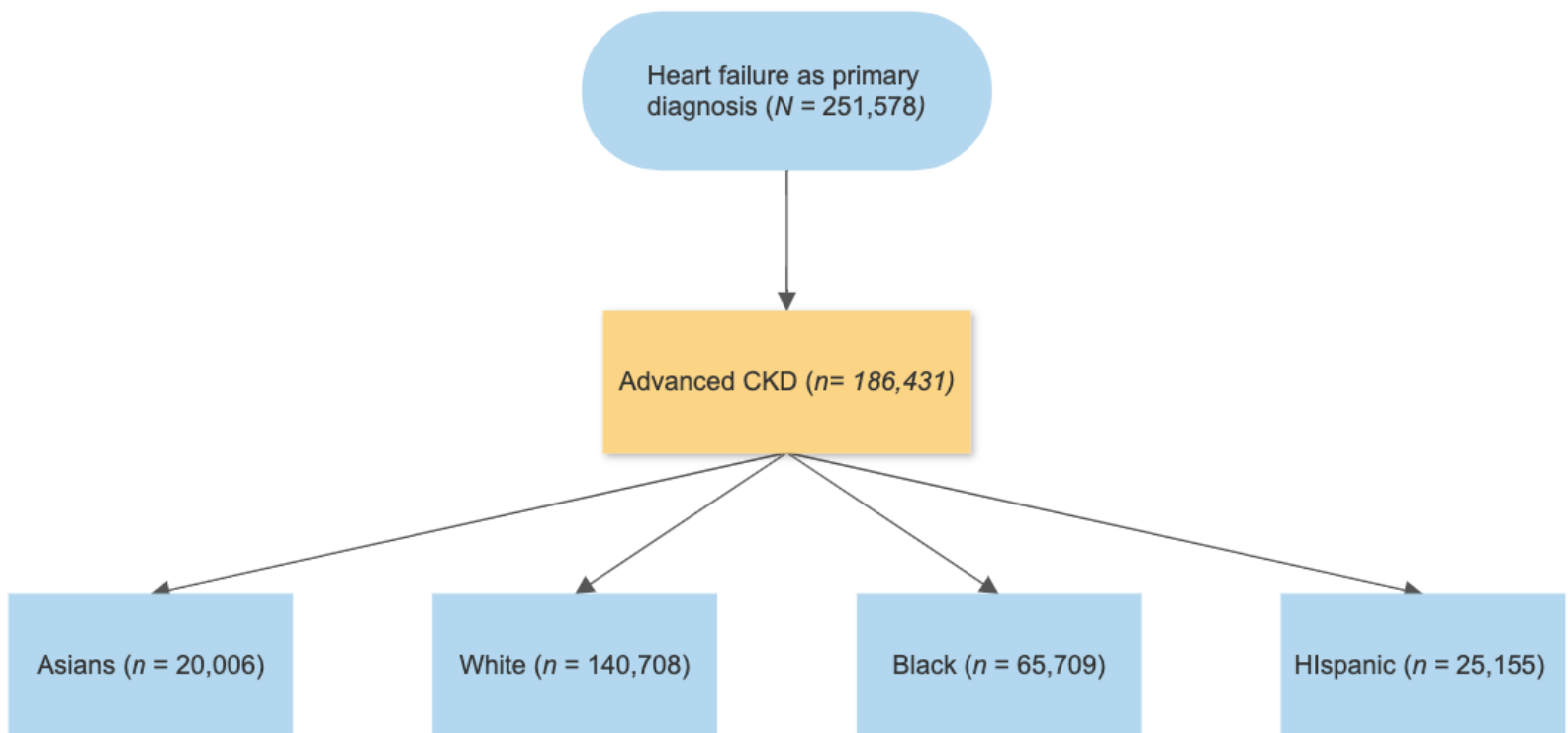
AKI = acute kidney injury, BMI = body mass index CABG = coronary artery bypass surgery, COPD = chronic obstructive pulmonary disease, MI = myocardial infarction PCI = percutaneous coronary intervention, SIRS = systemic inflammatory response syndrome

Table 4. Ethnic Differences in In-Hospital Mortality Compared to Asians Stratified by Median Income

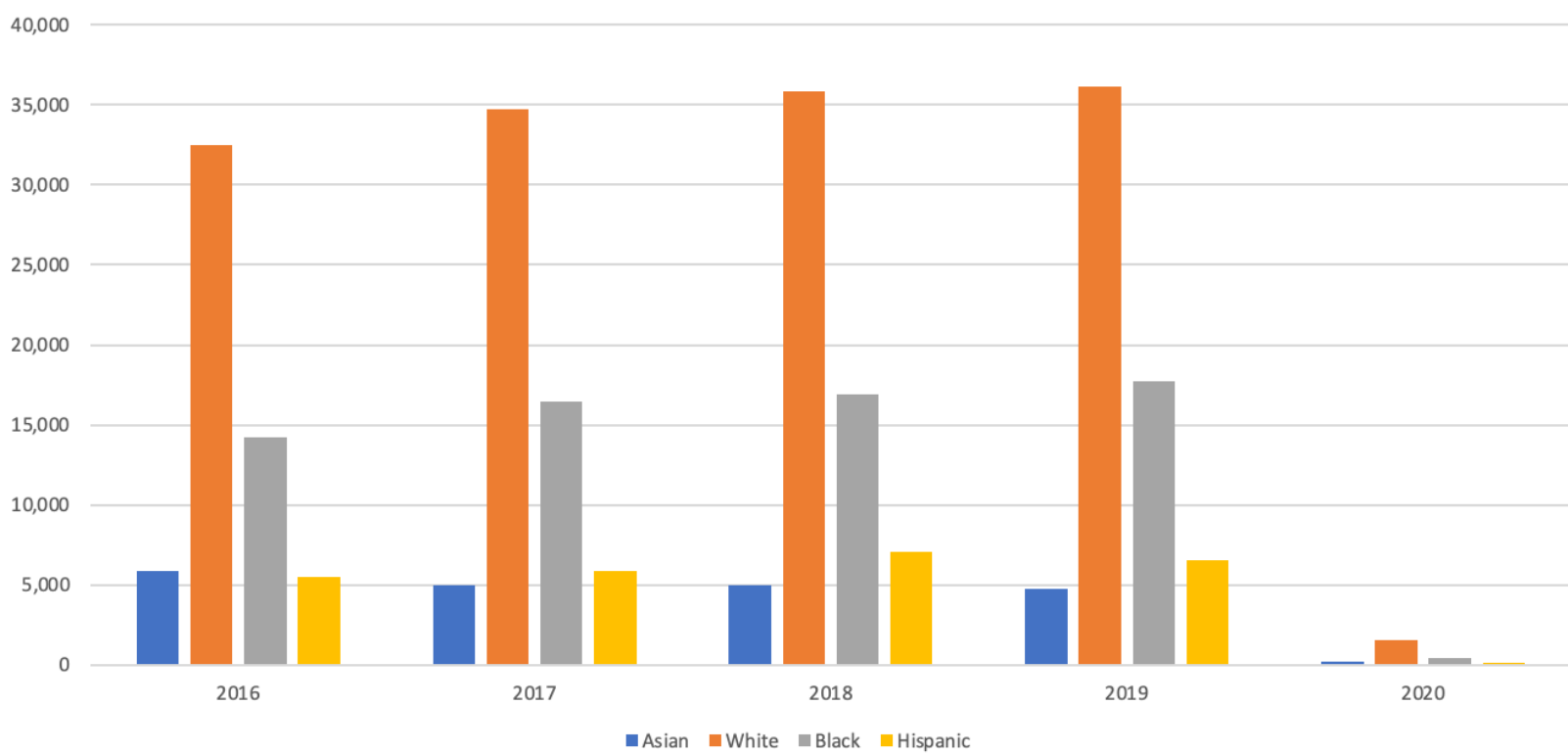
Income quartile	Adjusted Odds Ratio (95% Confidence Interval)	p Value
1st Quartile (0-25th percentile)		
White	1.11 (1.04-1.17)	<0.001
Black	0.57 (0.53-0.61)	<0.001
Hispanic	0.69 (0.61-0.79)	<0.001
2nd Quartile (26-50th)		
White	1.17 (1.11-1.24)	<0.001
Black	0.64 (0.57-0.73)	<0.011
Hispanic	0.64 (0.54-0.76)	<0.001
3rd Quartile (51-75th percentile)		
White	1.18 (1.11-1.25)	<0.001
Black	0.70 (0.61-0.81)	<0.001
Hispanic	0.89 (0.75-1.05)	0.175
4th Quartile (76-100th percentile)		
White	1.39 (1.30-1.47)	<0.001
Black	0.69 (0.57-0.83)	<0.001
Hispanic	0.90 (0.73-1.13)	0.373

Observations <11 are not reportable per HCUP guidelines.





Trends of HF and Advanced CKD Hospitalizations



In-Hospital Mortality of HF Hospitalizations and Advanced CKD

