

1 **Title: A mixed method study to assess behavioral and social**
2 **predictors of parent/caregiver’s intention to vaccinate their**
3 **children against COVID-19 disease in an Indian state**
4 **marked by significant health disparities.**

5

6 **Tulika Singh ^{1*}, Sanjay Kumar ², Setu Sinha ³, Varsha Singh ⁴,**

7

8 **¹Assistant Professor, Community Medicine, IGIMS, Patna**

9 **²Professor, Community Medicine, IGIMS, Patna**

10 **³Associate Professor, Community Medicine, IGIMS, Patna**

11 **⁴Associate Professor cum Epidemiologist, Community Medicine, IGIMS, Patna**

12

13 ***Corresponding author: Tulika Singh**

14 **Email: singh.tulika86@gmail.com**

15

16

17

18

19

20

21

NOTE: This preprint reports new research that has not been certified by peer review and should not be used to guide clinical practice.

22 **Abstract**

23 **Background:** Parents/caregivers are the key decision-makers for child's health care including
24 vaccination. Vaccine hesitancy along with lagging full immunization coverage for childhood
25 vaccination in India, affect child health outcome and will affect covid-19 vaccine uptake in
26 children. It is important to understand behavioral and social factors surrounding childhood
27 COVID-19 vaccination to design appropriate interventions to improve uptake.

28 **Methods:** A mixed-method approach combining quantitative and qualitative method was
29 undertaken. A cross sectional survey of parents/caregivers of children aged less than 18 years
30 residing in the state was carried out to find the prevalence and predictors of parent/ caregiver's
31 intention to vaccinate against COVID-19 disease. Semi-structured interviews were carried out
32 to find facilitating and barrier factors for childhood COVID-19 vaccination.

33 **Result:** Out of 9904 study participants, 73.4% had intention to vaccinate. Parent/caregiver's
34 education and occupation, marital status, family type, family income, co-morbidity and
35 previous COVID-19 infection in family, childhood vaccination under NIS, were found to be
36 significantly associated. The likelihood of intention to vaccinate children against COVID-19
37 disease was greater among parents/caregivers aged 18-29 years (OR=2.631, 95% CI [1.733-
38 3.995], illiterate parents/caregivers (OR=3.037, 95% CI [2.319-3.977], prior COVID-19
39 infection in family (OR=1.595, 95% CI [1.432-1.821], and children's prior vaccinations under
40 NIS (OR=1.251, 95% CI [1.218-1.289]. In qualitative part, forty-five semi-structured
41 interviews were conducted. The majority of intending parents gave vaccine effectiveness,
42 increased immunity, high infection risk, herd immunity, and medical recommendations as
43 reasons. Parents who refused mentioned inadequate data, adverse effects, beliefs, safety, and
44 inconvenience as reasons. Effectiveness, and safety, long-term effects, and the short testing
45 period were among the concerns of hesitant parents.

46 **Conclusion:** In order to promote COVID-19 vaccination among children, we need to address
47 barriers, facilitators and behavioral determinants of parents/caregivers identified in this study
48 and have targeted strategies for them.

49

50 **Introduction**

51 Since March 2020, COVID-19 pandemic caused by severe acute respiratory syndrome
52 coronavirus 2 (SARS-CoV-2), has had a profound impact on the world. It has impacted almost
53 every aspect of daily life. The pandemic has resulted in far-reaching social, economic, and
54 health consequences, such as loss of lives, increased hospitalizations, prompted mental health
55 crisis and job losses.^{1,2,3} There have been efforts to create and distribute effective vaccines to
56 stop the spread of COVID-19 since the pandemic began. An exceptional accomplishment has
57 been achieved through the mobilization of global resources, resulting in the development of
58 safe and effective vaccines within an unprecedentedly short time frame.^{4,5}

59 Vaccines are one of the most effective ways to prevent the spread of infectious diseases and
60 have played a critical role in reducing the incidence of many infectious diseases globally. In
61 modern healthcare, vaccines hold immense public health value as they are a cost-effective
62 means of promoting global welfare.⁶⁻⁸ They have been recognized as one of the ten most
63 significant public health achievements of the 20th and 21st centuries.⁹ The approved COVID-
64 19 vaccines have been scientifically proven to be highly effective and safe in preventing
65 moderate to severe forms of the disease.¹⁰⁻¹²

66 However, the development of a vaccine is not sufficient, as modelling suggests that up to 80%
67 of the population needs to receive a vaccine that is 70% effective in order to end the pandemic
68 without additional non-pharmaceutical interventions.¹³ Vaccine uptake relies not only on
69 adequate production and distribution, but also on high levels of vaccine acceptance among the
70 general public.¹⁴ The WHO has listed vaccine hesitancy, defined as the delay in acceptance or

71 refusal of vaccines despite availability of vaccination services, as one of the top ten threats to
72 global health, even prior to the current COVID-19 pandemic.^{15,16} Population with more vaccine
73 hesitancy has more chance of contracting and spreading the disease.

74 Despite the global spread, epidemiology and clinical presentation of COVID-19 in children
75 remains largely unclear. The perceived severity of COVID-19 in children is less than that in
76 the adults, but long-term serious complications of COVID-19 in children have been
77 increasingly reported including long-COVID symptoms and multisystem inflammatory
78 syndrome in children (MIS-C). These complications could be prevented by COVID-19
79 vaccines. As a result, every child should be managed to receive the vaccine timely.¹⁷

80 India launched vaccination against COVID-19 on January 16, 2021 and till date around 85%
81 of eligible population is fully vaccinated with two doses of Covid-19 vaccines, and only 21%
82 of the population has received booster dose.¹⁸ Bihar is lagging behind in vaccine uptake as
83 analysis of persons aged 18-44 years and 45 years and above showed percentage fully
84 vaccinated at ~54% and ~55% respectively. Keeping in view of the global surge of COVID-
85 19 cases, detection of Omicron variant, scientific evidence, global practices and the
86 inputs/suggestions of ‘COVID-19 Working Group of National Technical Advisory Group on
87 Immunization (NTAGI)’ as well as of ‘Standing Technical Scientific Committee (STSC)’ of
88 NTAGI, the Government of India decided to further refine the scientific prioritization &
89 coverage of COVID-19 vaccination and introduced COVID-19 Vaccination of children in the
90 age-group of 15-18 years from 3rd January 2022.¹⁹ However, the rate of vaccine acceptance
91 among children is still lower with only 38% of population in the age group of 12-17 years fully
92 vaccinated. Vaccine hesitancy along with India’s lagging full immunization coverage for
93 children affect child health outcome and will affect covid-19 vaccine uptake in children
94 Parents/caregivers are the key decision-makers for child’s health care including vaccination. It
95 is important to consider how personal beliefs, customs, values, and lifestyle affect a person’s

96 decision surrounding their as well as children’s healthcare. Therefore, understanding what
97 factors impact their decision-making prior to COVID-19 vaccine roll-out is critical for
98 adequate uptake in children. A limited number of cross-sectional studies have been carried
99 outside India²⁰⁻²³, and as per our knowledge there is non-availability of similar studies in India
100 which have studied predictors for the same. Bihar has been lagging behind in vaccination
101 specially in the rural areas where vaccine hesitancy is quite high and associated with rumors
102 and myths²⁴.

103 We planned a sequential explanatory mixed-method study, with cross-sectional
104 questionnaire-based survey to determine the prevalence of intention to vaccinate among
105 parents/caregivers for pediatric COVID-19 vaccination, followed by semi-structured
106 interviews to explore the facilitating and barrier factors, and to find solutions to improve
107 pediatric COVID-19 vaccine uptake in the state of Bihar.

108

109 **Materials and Methods**

110 **Study population:** Parents/Caregivers of children aged less than 18 years residing in
111 Bihar

112 **Study period:** 6 months (April 2022- September 2022)

113 **Study design:** Mixed-method approach combining quantitative (Cross-sectional) and
114 qualitative method (Semi-structured interviews).

115 **Inclusion criteria:** Adult parents/caregivers of children under 18 years of age and
116 resident of Bihar

117 **Exclusion criteria:** Individuals with serious physical/mental health problems or
118 physically disabled

119 **Phase-1 Quantitative (Cross-sectional study)**

120 **Study setting & Period**

121 A community-based mixed-method study was carried out among parents of children aged less
122 than 18 years residing in the state of Bihar. The state is divided into 38 districts and an online
123 questionnaire was utilized in an attempt to collect data from every district during the ongoing
124 Covid-19 pandemic. The study was conducted during the month of April to August 2022.

125 **Sample Size and Sampling Technique**

126 The minimum sample size was calculated to be **9604**, based on the conservative assumption
127 that the acceptability rate (p) in parents is 50% with a 1% margin of error (M) and a confidence
128 interval of 95%, using the formula $n = Z_{\alpha/2}^2 * p * (1-p) / M^2$

129 Due to limitations in doing face-to-face survey during the active COVID-19 pandemic, online
130 cross-sectional questionnaire-based survey utilizing the social media platform and random digit
131 dialing to survey respondents was carried out. The study details were advertised outlining the
132 inclusion and exclusion criteria for participation and included hyperlink to the survey for
133 participants. The paid promotion feature of social media platforms to target the survey at
134 eligible participants was also utilized. Repeated reminders were sent to the non-responders.
135 The principals of schools in the state were reached out via email, to disseminate the information
136 to parents/caregivers, to obtain recruitment. Efforts were also made to include
137 parents/caregivers who lacked internet access to ensure broader participation by providing
138 them with hardcopies of the questionnaire, and the enumerators ensured to comply with health
139 protocols in the midst of the pandemic. Internal validity was maintained by enforcing good
140 data management practices.

141 **Data Collection & Study Procedure**

142 Respondents were provided with study details before starting the survey, explaining all aspects
143 of participation. Participation in the study was voluntary. Anonymity and confidentiality of

144 respondents was maintained and participants provided informed consent to be included in the
145 study.

146 A bilingual, self-administered anonymous questionnaire was designed and pretested to
147 ascertain comprehensibility and time taken before the final draft was made available to the
148 participants. The online version of the final questionnaire took roughly 10 minutes to complete.
149 Information on behavioral and social variables like age, gender, education, occupation,
150 household income, history of COVID-19 disease in the family, vaccination status of
151 parents/caregivers, and number and age of children were included. Parents/caregivers were also
152 asked whether their children had received vaccinations under National Immunization Schedule
153 (NIS) and intention to vaccinate their children against SARS-CoV-2. After making necessary
154 modification to SAGE Vaccine hesitancy survey tool for assessing the intention to vaccinate,
155 it was administered to participants.

156

157 **Phase 2: Qualitative (Semi-structured in-depth interview)**

158 On completing the survey, participants were asked if they were willing to take part in a follow-
159 up in-depth interview. Parents who answered yes, no as well as those who answered not sure
160 for the question “If a COVID-19 vaccine is available to your child, will you get it?” were
161 purposively selected. Recruitment stopped when data saturation was achieved (i.e., the point at
162 which no new data was expressed). In total,45 interviews were conducted.

163 The aim was to identify facilitating factors among parents/caregivers who accepted
164 vaccination and to explore barrier factors among those who refused/ were hesitant towards
165 COVID-19 vaccination. To assist the interviewers in conducting semi-structured interviews
166 with the participants, the research team developed in-depth interview guides based on pertinent
167 vaccine hesitancy literature. These guides consisted of open-ended questions. During semi-
168 structured interviews, researchers asked the same questions systematically to all participants

169 while retaining the option to probe further by asking additional questions related to emerging
170 themes during the interview. By using qualitative research methods, we were able to gain a
171 more profound understanding of the decision-making process of parents/caregivers regarding
172 COVID-19 vaccination for their children

173 The interviewers possessed postgraduate degrees, were trained in qualitative research, and had
174 fluency in the local language. We conducted the interviews over the phone in the local
175 language, and each interview lasted between 30 to 40 minutes. Before beginning the interview,
176 we obtained approval and spent the first 5 minutes explaining the purpose and motive of the
177 study. We then proceeded to explore the participants' perceptions of vaccination for themselves
178 and their children. All information provided by the informant was kept strictly confidential. All
179 the interviews were audio-recorded with consent. At the end of the interview, a summary was
180 presented to the parents/caregivers for validation of the data collected. Transcription was
181 carried out using a verbatim format within 2 days of data collection to prevent information loss.

182

183 **Data Analysis**

184 Data were entered into Microsoft Excel and analysis was done using SPSS version 16,
185 International Business Machines Corp., New York. The continuous variables such as age were
186 summarized as mean (SD) and categorical as percentage/proportion. The prevalence of vaccine
187 hesitancy was summarized as proportion with 95% confidence interval. Chi-square test/Fisher
188 exact test was used to find the association between behavioral & socio-demographic factors
189 and COVID-19 vaccine intention. Regression analyses were performed to assess the predictors
190 of vaccine intention. A $p < 0.05$ was considered to be statistically significant.

191 The qualitative data were analyzed with thematic analysis. Thematic analysis included,
192 familiarization, coding, generating, reviewing and refining themes and attaching illustrative
193 quotes to it. Initially, the entire dataset was transcribed verbatim and read twice to gain

194 familiarity with the data. The unit of analysis was the participants' statements. The next step
195 involved coding the transcripts, which was done at the beginning of the study using a deductive
196 method. As the research progressed, an inductive approach was also used during the review
197 process. Descriptive manual content analysis was performed to derive the categories and codes
198 from the collected data. The principal investigator validated the data and two other
199 investigators reviewed it to minimize subjective interpretation. Constant comparative analysis
200 was performed to ensure the credibility and reliability of the data. After refining and naming
201 themes, illustrative quotes were attached. The Consolidated criteria for Reporting Qualitative
202 Research checklist was used as guidelines for reporting items of interest in the presentation of
203 qualitative results. This checklist ensured that the research findings were presented in a clear
204 and transparent manner.

205

206 **Ethical considerations**

207 The protocol of this study was approved by the Institutional Ethics Committee of IGIMS, Patna
208 vide letter no.212/IEC/IGIMS/2021. All participants were informed about the objectives and
209 purpose of this study and were asked to provide their voluntary consent for participation.
210 Informed consent was requested on the introductory online questionnaire page before survey
211 enrolment and only by selecting the consent option were respondents allowed access to survey
212 questions. No incentives were offered to participants for enrolment. All personal information
213 was kept confidential and the interviews were audio-recorded with consent.

214

215

216

217

218 **Results**

219 **Quantitative part**

220 In total 10809 parents/caregivers of children aged less than 18 years filled out the questionnaire
221 for this study. Out of which 9904 were included in this study after checking for completeness
222 of questionnaire and data cleaning (91.4% response rate).

223 The behavioral and sociodemographic features of the participants and its association with
224 parents/caregivers' intention to vaccinate their children against COVID-19 disease are included
225 in Table 1. The mean age was found to be 37.09 (± 8.83) and two third participants were male
226 (65.24%). In educational attainment, one-third of the participants were graduate (35.15%) and
227 less than 5% were illiterate. Majority of the participants worked in private sector (42.76%) and
228 less than one fifth were either self-employed or working in government sector. More than half
229 of the participants belonged to joint family (59.67%). More than three fourth of study
230 participants did not report any co-morbidity (83.3%) and around one fifth had been infected
231 with Covid-19 disease (21.5%).

232 In our study 8230 (83.1%) parents/caregivers reported that their children have received
233 childhood vaccination under NIS. More than half of the parents/caregivers were a little
234 concerned about their children getting COVID-19 disease.

235 Out of 9904 study participants, 73.4% had intention to vaccinate their children against covid-
236 19 disease in the state of Bihar, 15.0% answered no and 11.6% were not sure about getting
237 their children vaccinated against COVID-19. Education, occupation of respondent, marital
238 status, family type, family income, co-morbidity, previous Covid infection, previous childhood
239 vaccination status was found to be significantly associated with intention to vaccinate children
240 against Covid-19 disease. [Table 1]

241 Results of binary logistics regression analysis of parent/ caregiver's intention to vaccinate their
242 children against COVID-19 disease and their predictors are presented in Table 2. Respondents
243 aged 18-29 years demonstrated significantly higher odds (OR = 2.631, 95% CI [1.733-3.995],
244 $p < 0.001$) of intending to vaccinate their children against COVID-19 compared to those aged
245 ≥ 60 years. Illiterate parents/caregivers had 3.04 times higher odds (OR = 3.037, 95% CI [2.319-
246 3.977], $p < 0.001$) of intending to vaccinate compared to those with graduate & above
247 education. Among different occupation categories, private sector employees (OR=0.769, 95%
248 CI [0.609-0.971], $p=0.027$) and self-employed (OR=0.746, 95% CI [0.584-0.954], $p=0.020$)
249 were less likely to express intent to vaccinate. Those belonging to joint family had 1.81 times
250 higher odds (OR=1.814, 95% CI [1.630-2.020], $p<0.001$).

251 Parents/ caregivers with a history of COVID-19 infection in the family demonstrated increased
252 intent to vaccinate (OR=1.595, 95% CI [1.432-1.821], $p=0.002$). Children who received
253 childhood vaccinations under the National Immunization Schedule (NIS) positively influenced
254 parent/caregiver intent to vaccinate against COVID-19 (OR=1.251, 95% CI [1.218-1.289],
255 $p<0.001$). These findings emphasize the complex interplay of behavioral and social factors in
256 influencing parent/caregiver intentions to vaccinate against COVID-19.

257

258

259

260

261

262

263

264

265

266 **Table 1: Association between parent’s intention to vaccinate their children against**
267 **COVID-19 vaccination and behavioral and social factors.**

Variables	COVID-19 Vaccination for children		p value
	Yes	No	
Age			
18-29	1351 (66.7%)	675 (33.3%)	0.000
30-44	4464 (74.2%)	1550 (25.8%)	
45-59	1318 (78.2%)	366 (21.8%)	
≥60	133 (73.9%)	47 (26.1)	
Gender			
Male	4648 (71.9%)	1813 (28.1%)	0.000
Female	2606 (76.0%)	823 (24.0%)	
Prefer not to Say	12 (85.7%)	2 (14.3%)	
Education			
Illiterate	148 (48.1%)	160 (51.9%)	0.000
Primary	499 (61.1%)	318 (38.9%)	
Secondary	1229 (76.4%)	380 (23.6%)	
Senior secondary	1257 (70.6%)	523 (29.4%)	
Graduate	2578 (74.1%)	903 (25.9%)	
Post Graduate	1014 (82.0%)	222 (18.0%)	
Professional	541 (80.4%)	132 (19.6%)	
Occupation			
Government	1080 (73.6%)	387 (26.4%)	0.001
Private	3171 (74.9%)	1064 (25.1%)	
Self-employed	1410 (73.7%)	503 (26.3%)	
Home maker	1193 (69.8%)	516 (30.2%)	
Unemployed	412 (71.0%)	168 (29.0%)	
Marital status			
Married	6701 (73.2%)	2459 (26.8%)	0.000
Unmarried	381 (87.6%)	54 (12.4%)	
Widow/ Widower	139 (61.0%)	89 (39.0%)	
Divorced/ Separated	45 (55.6%)	36 (44.4%)	

Religion			
Hinduism	6108 (77.8%)	1741 (22.2%)	0.000
Islam	707 (58.5%)	502 (41.5%)	
Christianity	196 (51.3%)	186 (48.7%)	
Sikhism	134 (51.9%)	124 (48.1%)	
Others	121 (58.7%)	85 (41.3%)	
Family type			
Joint	4031 (68.2%)	1879 (31.8%)	0.000
Nuclear	3235 (81.0%)	759 (19.0%)	
Family income			
≤18604	3505 (75.1%)	1162 (24.9%)	0.000
18605-49730	2662 (66.3%)	1351 (33.7%)	
≥ 49731	1099 (89.8%)	125 (10.2%)	
Co-morbidity			
Yes	592 (76.0%)	187 (24.0%)	0.014
No	6062 (73.5%)	2186 (26.5%)	
Not Aware	612 (69.8%)	265 (30.2%)	
Infected covid			
Yes	1602 (75.2%)	529 (24.8%)	0.033
No	5664 (72.9%)	2109 (27.1%)	
Received covid vaccination			
Yes	7149 (73.7%)	2547 (26.3%)	0.000
No	117 (56.3%)	91 (43.7%)	
Children received childhood vaccines under NIS			
Yes	6781 (76.8%)	2044 (23.2%)	0.000
No	269 (52.3%)	245 (47.7%)	
Not sure	216 (38.2)	349 (61.8%)	

268 *p<0.05, NIS=National Immunization Schedule

269

270

271 **Table 2: Binary Logistics Regression Analysis of Parent/ caregivers intention to vaccinate**
272 **their children against covid-19 disease and their predictors.**

273

Variable	Intended to vaccinate children	
	Odds Ratio (95% CI)	p-value
Parent/caregiver's Age (in years)		
18-29	2.631 (1.733-3.995)	.000
30-44	1.828 (1.215-2.750)	.004
45-59	1.432 (0.945-2.170)	.090
≥60	Reference	
Parent/caregiver's Gender		
Male	3.525 (0.625-19.880)	.153
Female	2.164 (0.384-12.204)	.382
Prefer not to Say	Reference	
Parent/caregiver's Education		
Illiterate	3.037 (2.319-3.977)	.000
Primary	1.925 (1.616-2.294)	.000
Secondary	1.063 (0.914-1.236)	.430
Senior secondary	1.174 (1.026-1.343)	.019
Graduate & above	Reference	
Parent/caregiver's occupation		
Government	.967 (0.746-1.254)	.800
Private	.769 (0.609-0.971)	.027
Self-employed	.746 (0.584-0.954)	.020
Home maker	1.239 (0.954-1.609)	.109
Unemployed	Reference	
Parent/caregiver's Marital status		
Married	.516 (0.310-0.858)	.011
Unmarried	.123 (0.067-0.226)	.000
Widow/ Widower	.870 (0.480-1.575)	.645
Divorced/ Separated	Reference	

Religion		
Hinduism	1.691 (1.504-1.949)	.022
Islam	1.498 (1.072-2.094)	.018
Christianity	1.907 (1.306-2.782)	.001
Sikhism	1.543 (1.029-2.314)	.036
Others	Reference	
Type of Family		
Joint	1.814 (1.630-2.020)	.000
Nuclear	Reference	
Family Income (INR)		
≤18604	1.853 (1.485-2.311)	.000
18605-49730	3.021 (2.448-3.728)	.000
≥ 49731	Reference	
History of Comorbidity in Family		
Present	.882 (0.723-1.075)	.212
Absent	Reference	
History of infection with covid in family		
Yes	1.595 (1.432-1.821)	.002
No	Reference	
Received Covid-19 vaccination		
Yes	1.014 (0.890-1.154)	.835
No	Reference	
Children Received Childhood Vaccination under NIS		
Yes	1.251 (1.218-1.289)	.000
No	Reference	

274

275

276

277 **Qualitative**

278 In total, forty-five interviews were conducted and recruitment stopped after that as data
279 saturation was achieved. All participants were domiciled in Bihar, within the age range of 26-
280 64 years, two-thirds were male, with the highest level of education being graduate, majority
281 worked in private sector, were married and belonged to Hinduism. Of all the 45 participants
282 interviewed, 28 had intention to vaccinate their children, 10 refused to get their children
283 vaccinated against COVID-19 disease, and 7 were hesitant/unsure about COVID-19
284 vaccination for their children.

285 Figure 1 identified the facilitating and barrier factors influencing parents/caregivers' intention
286 to vaccinate their children against COVID-19 disease. Based on quotations from participants
287 who intended to get their children vaccinated, the majority responded that COVID-19 vaccines
288 are effective and would increase immunity, risk of acquiring infection is high, to protect people
289 around and to develop herd immunity, recommended by Ministry of Health/Doctors, benefit
290 outweighs risk and to protect children from severity/high risk. The majority of responses from
291 almost all respondents who refused COVID-19 vaccine for their children complained about the
292 inadequate data about the vaccine. Other reasons were related to adverse effects, beliefs, safety
293 and inconvenience. The participants who were unsure/hesitant about COVID-19 vaccination
294 for their children, were concerned about vaccine effectiveness, safety of vaccine, long term
295 effect of vaccine and short duration of testing.

296 **Quotes regarding intention to vaccinate against COVID-19**

297 **(Verbatim)**

298 1. **Risk of acquiring COVID-19 infection is high-** It was perceived by many
299 interviewees that the vaccine will protect the children from serious disease and
300 complications of COVID-19. "If we have any underlying medical issues that could

301 make our immune system more susceptible to infection, the risk of catching the
302 coronavirus would increase.” (KII-07)

303 2. **COVID-19 vaccine is effective/ increases immunity:** “The vaccine is effective
304 against the virus and in stopping the spread of disease, and will help to get rid of Covid-
305 19.” (KII-30) Parents/caregivers mentioned about the importance of vaccine in
306 achieving herd immunity, reducing the severity of COVID-19 symptoms and stopping
307 the spread of the disease and vaccine effectiveness was an important facilitator for
308 parents’ intention to vaccinate.

309 3. **To protect people around:** Parents/caregivers reason for getting vaccine themselves
310 was to protect self and family. One of the parent’s said “I have taken the vaccine to
311 protect our community...I am aware that the vaccine is important to protect people with
312 co-morbidities and those with weakened immunity as they would have severe
313 manifestations and complications of the disease.” (KII-22)

314 4. **Recommended by Ministry of Health/ Doctors:** Parents/caregivers will heed the
315 advice of the medical experts and regulatory bodies tasked with weighing the risks and
316 benefits. “It is doctors and government’s responsibility to protect us and our families,
317 and they are encouraging us to obtain the vaccine. Since they are knowledgeable and,
318 experts we should heed their recommendations.” (KII-12)

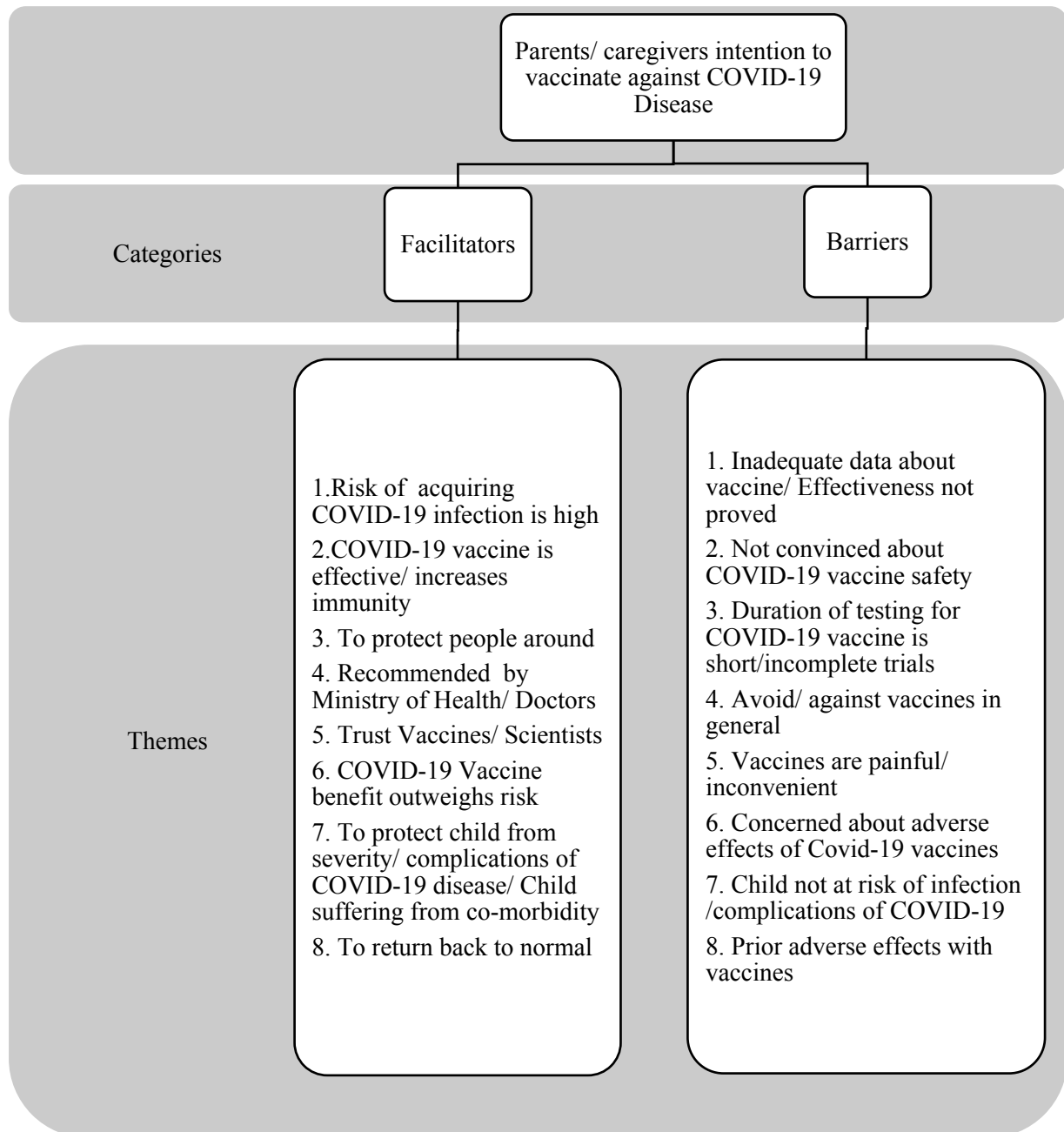
319 5. **Trust Vaccines/ Scientists:** “If there is a problem of electricity in your house, do you
320 trust the electrician or not? Or the plumber when there's a water problem?” ... Then trust
321 the doctors and scientists about covid!” (KII-04)

322 “I trust the vaccine and advice given by my doctor friend and he told vaccination is
323 important for us, so I took it... and will get it for children when it is available” (KII-
324 09)

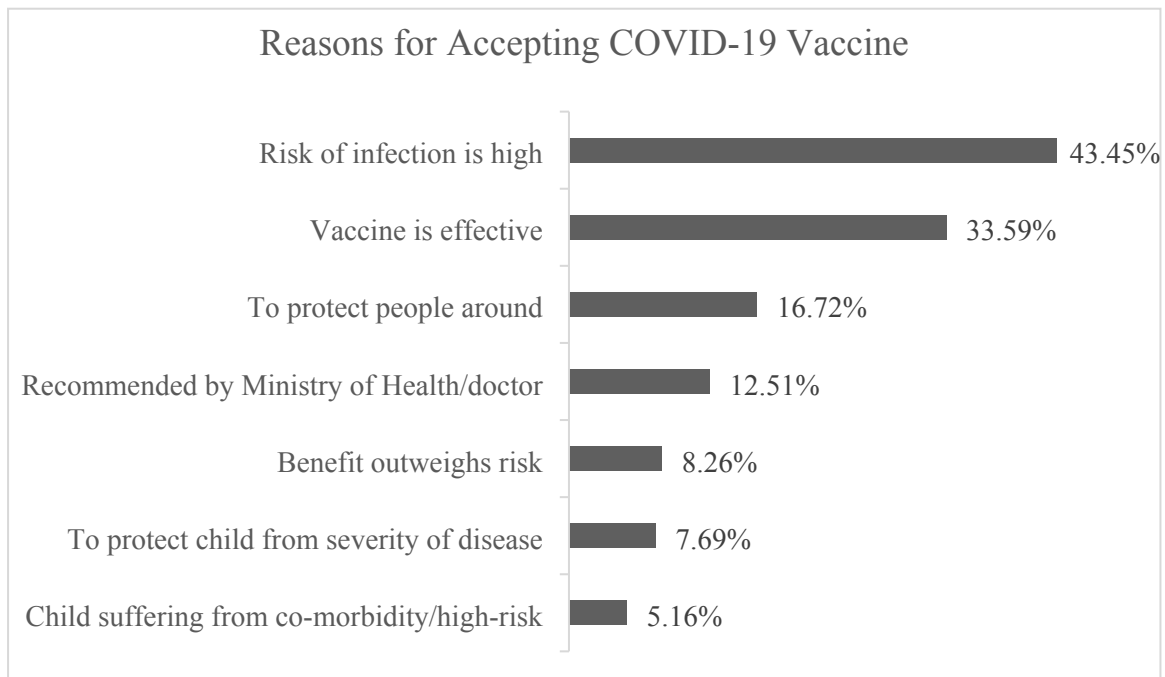
- 325 6. **COVID-19 Vaccine benefit outweighs risk:** Parents/caregivers are making an
326 important decision for their children based on the information available in present
327 scenario and vaccine benefit outweighs risk. One of the parent’s said “it is a fear-based
328 decision and risk of acquiring Covid-19 infection is high as compared to risks
329 associated with vaccine.” (KII-17)
- 330 7. **To protect child from severity/ complications of COVID-19 disease/ Child**
331 **suffering from co-morbidity:** Parents/caregivers would vaccinate their children to
332 protect them from severe forms and complications of Covid-19 disease and also parents
333 whose children were suffering from co-morbidity were more willing to get their
334 children vaccinated.
335 “My child has had all of the childhood vaccines and I would 100% vaccinate my child
336 as soon as it is available to protect him from coronavirus.” (KII-41)
- 337 8. **To return back to normal:** The vaccination was also identified as playing an important
338 role in returning to normalcy by many participants. In order to avoid lockdowns,
339 resume travel, as well as for starting schools, parents said they would consent to
340 vaccination. “It’s the only way we can hope to start our lives again without experiencing
341 excess of cases like other countries.” (KII-24)
- 342 9. **Inadequate data about vaccine/ Effectiveness not proved:** Through our qualitative
343 analysis we were able to get detailed concerns of parents and their reasons for refusal
344 and being unsure about vaccine. Many parents were concerned about vaccine
345 effectiveness, newness of vaccine, inadequate data available about vaccine and
346 guidelines about children’s vaccination. “I don’t want to make them (children) guinea
347 pigs...I would require more scientific and logical data before making the final
348 decision.” (KII-02)

- 349 **10. Not convinced about COVID-19 vaccine safety:** Safety was deemed to be an
350 important concern with the COVID-19 vaccination by majority of parents/caregivers.
351 “I don’t trust WHO and pharmaceutical companies who put profit before lives... these
352 vaccines are only for money making and not at all safe.” (KII-28)
- 353 **11. Duration of testing for COVID-19 vaccine is short/incomplete trials:**
354 “I am hesitant to take a vaccine or have my child vaccinated with a vaccine whose
355 duration of testing is too short to account for all potential long-term consequences.”
356 (KII-05)
- 357 **12. Avoid/ against vaccines in general:** “Nothing will affect or alter my stance towards
358 vaccination. I won't immunize my family members. It’s my decision.” (KII-16)
- 359 **13. Vaccines are painful/ inconvenient:** Few parents gave reasons “A child should not get
360 too many injections; it is difficult to see then in so much pain and discomfort.” (KII-
361 34)
- 362 **14. Concerned about adverse effects of Covid-19 vaccines:** Parents/caregivers fear of
363 side effects was an important drivers of vaccine hesitancy. “I am worried about the side
364 effects that will come in the years to come... maybe we should wait and protect them
365 from potential side effects.” (KII-01)
- 366 **15. Child not at risk of infection /complications of COVID-19:** ‘Children are least likely
367 to have it, (they) are strong against this flu, so it’s useless for them.... why vaccinate
368 (them)?’ (KII-08)
- 369 **16. Prior adverse effects with vaccines:** Some parents claimed that if the child gets sick
370 after vaccination, it also affects their attitude towards vaccination. “My neighbor’s child
371 was serious after vaccination and was sick for many days, they had to take her to private
372 doctor for treatment... my child also gets sick easily, so I don’t vaccinate her now.”
373 (KII-13)

374 **Figure 1:** Joint display of facilitators and barriers influencing parents/caregivers' intention to
 375 vaccinate their children against COVID-19 disease



377 **Figure 2: Summarizing Reasons for intending to accept COVID-19 Vaccine for children**

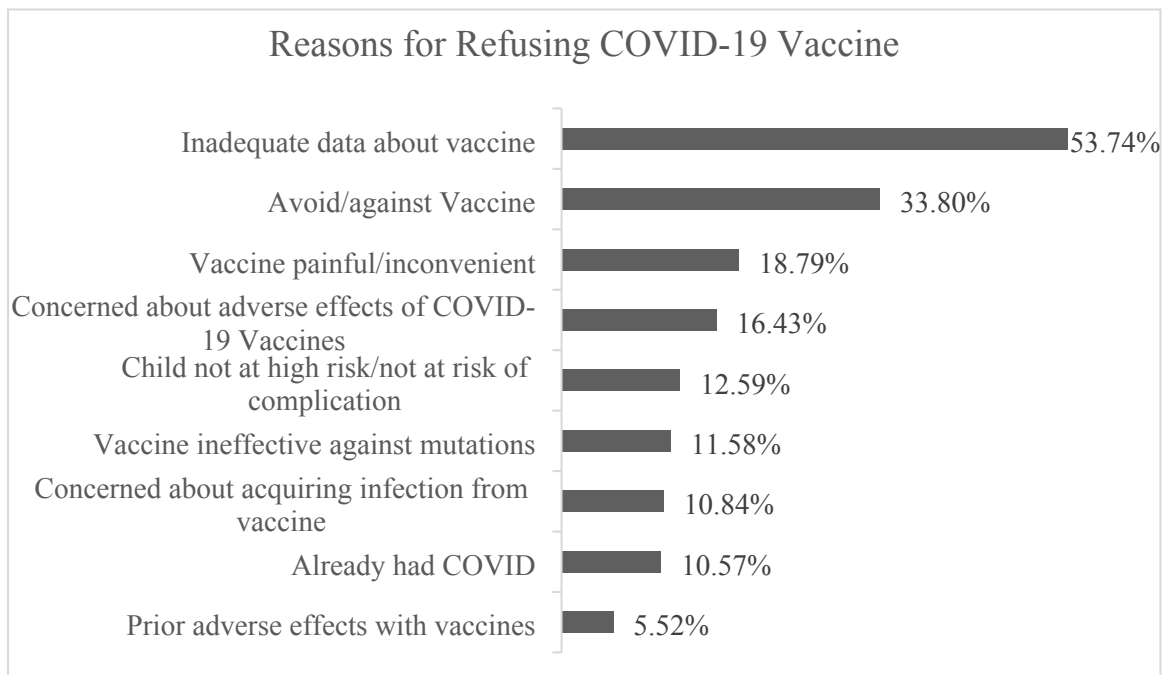


378
379 ***Multiple Response**

380

381

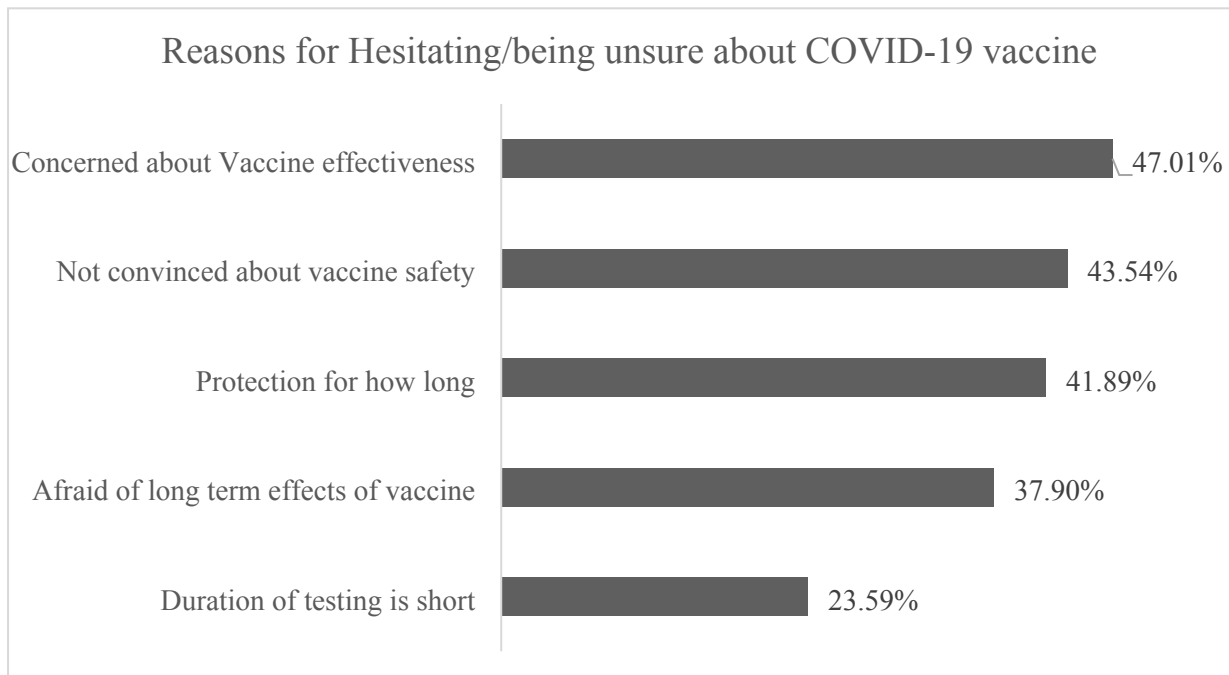
382 **Figure 3: Summarizing Reasons for intending to refuse COVID-19 Vaccine for children**



383
384 ***Multiple Response**

385

386 **Figure 4: Summarizing Reasons for hesitating/being unsure about COVID-19 Vaccine**
387 **for children**



388
389 ***Multiple Response**

390

391 **Discussion**

392 This was a sequential explanatory mixed-method study, with cross-sectional questionnaire-
393 based survey to determine the prevalence of intention to vaccinate among parents/caregivers
394 for pediatric COVID-19 vaccination, followed by semi-structured interviews to explore the
395 facilitating and barrier factors. The data from our extensive study on parents/caregivers provide
396 insights into the perspectives regarding COVID-19 vaccination for their children. Around 15%
397 answered no and a little more than one-tenth (11.6%) of our participants were hesitant/unsure
398 whether they would get their children vaccinated against COVID-19 disease. This emphasizes
399 the significance of using open-ended questions instead of relying solely on straightforward 'yes'
400 or 'no' inquiries. Our study features the significance of going past basic 'yes' and 'no' questions.
401 Our quantitative analysis revealed limited reliable indicators of intention to vaccinate, but our

402 qualitative data provided in-depth insights into parents' intentions, yielding valuable
403 information.

404 This study showed the intention to vaccinate children against COVID-19 disease was 73.4%.
405 The acceptance rate of childhood Covid-19 vaccination has been diverse across countries,
406 ranging from 48%to >90%²⁵⁻²⁷. This variation may be attributed to parents/caregivers'
407 perception regarding Covid vaccination, severity of the COVID-19 pandemic across countries,
408 differences in the regulatory standards and previous adverse effects associated with childhood
409 vaccination.

410 The findings of our study revealed that parent/caregiver's education, occupation, childhood
411 vaccination status, household suffering with chronic diseases and previous COVID-19
412 infection in family were significantly associated with parent/caregiver's intention to vaccinate
413 against COVID-19 disease for their children. Similar findings were also observed in studies
414 carried out in other regions.^{28,29}

415 In our study, the major reasons for accepting COVID-19 vaccination were due to high risk of
416 infection to child, belief in vaccine being effective, to protect people around/develop herd
417 immunity, benefit outweighs risk.

418 The major reasons for refusing COVID-19 vaccination were inadequate data about vaccine,
419 against vaccine in general, vaccine inconvenient, concerned about side effects or acquiring
420 disease from the vaccine, and previous adverse effect with vaccine.

421 The major reasons for hesitating about COVID-19 disease were concerns about vaccine
422 effectiveness, not convinced about vaccine safety, concerns about how long the protection will
423 last, and afraid of long-term effects of vaccine.

424 The strength of our study was that it adopted a sequential explanatory mixed method design
425 and explored reasons for accepting, refusing, as well as hesitancy regarding Covid-19
426 vaccination for children. Thus, we were able to acquire a plethora of information by allowing

427 participants to express their ideas and concerns in their own words, which would not have been
428 possible with only closed-ended questions. A large representative sample of parents from the
429 region participated in the study and were interviewed regarding their perceptions and intentions
430 to vaccinate their children. The robustness of our procedures and the saturation of the topics
431 after 45 interviews both attest to the internal validity of the study
432 The study had intrinsic limitations. Despite using both online and offline questionnaires which
433 was useful for data collection, our sampling strategy might not be representative of all parents
434 in the region thus limiting the generalizability of our finding. We used mobile phones for in-
435 depth interviews to allow participation during the Covid-19 pandemic as face-to-face
436 interviews were not possible. This might have hampered the rapport between the interviewer
437 and participants. Also, social desirability bias might have made it harder for people to express
438 their true intentions regarding vaccination at the time of COVID-19 pandemic. In order to
439 address these issues, we used a friendly, empathetic tone and interviewing style and gave
440 sufficient time to let participants speak at their own pace, and appreciated their open responses.
441 Further prospective multi-centered studies should be conducted in a larger population to
442 increase the generalizability.

443

444 **Conclusion**

445 The study adopted sequential explanatory mixed methods and thus provides a more
446 comprehensive data, as it explored reasons for refusal against COVID-19 vaccination to
447 facilitate recommendations to increase the rate of vaccination among children. Findings from
448 the quantitative and qualitative analysis of our study suggest that parents/caregivers belonging
449 to higher age group, graduate and above education group and private sector employees were
450 less likely to have intentions towards vaccinating their child against COVID-19. Also, a history
451 of COVID-19 infection in family and those children who received childhood vaccination their

452 parents/ caregivers demonstrated increased intent to vaccinate. Majority of parents/caregivers
453 had concerns around safety and efficacy of the newly developed vaccines.
454 To enhance the acceptance of COVID-19 vaccines among children, addressing parental
455 concerns related to safety, efficacy, and testing emerges as a crucial factor. Implementing
456 targeted public health strategies that involve transparent communication regarding the safety
457 and effectiveness of vaccines can potentially enhance acceptance rates for pediatric COVID-
458 19 vaccination.

459

460 **Acknowledgments**

461 This research was funded by the Indian Council of Medical Research (ICMR), Department of
462 health Research, Ministry of Health and Family Welfare, Government of India. The authors
463 acknowledge Smt. Shefali Kuntal, Shri Sanjeet Kumar, Shri Suman Kumar, Shri Manish
464 Kumar and other staff for technical support in data collection and data analysis. Also, the
465 authors acknowledge all senior residents, junior residents and participants who participated in
466 this study.

467

468 **References**

- 469 1. World Health Organization. Coronavirus disease (COVID-19) Update. World Health
470 Organization. Accessed October 10, 2022.
471 <https://covid19.who.int/region/searo/country/in>
- 472 2. Covid-19 Update, India. Accessed October 10, 2022. <https://www.mygov.in/covid-19/>
- 473 3. [https://www.weforum.org/agenda/2020/08/pandemic-fight-costs-500x-more-than-](https://www.weforum.org/agenda/2020/08/pandemic-fight-costs-500x-more-than-preventing-one-futurity/)
474 [preventing-one-futurity/](https://www.weforum.org/agenda/2020/08/pandemic-fight-costs-500x-more-than-preventing-one-futurity/).

- 475 4. Zhao, J.; Zhao, S.; Ou, J.; Zhang, J.; Lan, W.; Guan, W.; Wu, X.; Yan, Y.; Zhao, W.; Wu,
476 J.; et al. COVID-19: Coronavirus Vaccine Development Updates. *Front. Immunol.* 2020,
477 11, 602256
- 478 5. World Health Organization. COVID-19 candidate Vaccines. World Health Organization.
479 Accessed October 14, 2022. [https://www.who.int/publications/m/item/draft-landscape-of-](https://www.who.int/publications/m/item/draft-landscape-of-covid-19-candidate-vaccines)
480 [covid-19-candidate-vaccines](https://www.who.int/publications/m/item/draft-landscape-of-covid-19-candidate-vaccines)
- 481 6. Rémy, V.; Zöllner, Y.; Heckmann, U. Vaccination: The cornerstone of an efficient
482 healthcare system. *J. Mark. Access Health Policy* **2015**, 3, 27041.
- 483 7. Wilder-Smith, A.; Longini, I.; Zuber, P.L.; Bärnighausen, T.; Edmunds, W.J.; Dean, N.;
484 Spicher, V.M.; Benissa, M.R.; Gessner, B.D. The public health value of vaccines beyond
485 efficacy: Methods, measures and outcomes. *BMC Med.* **2017**, 15, 138.
- 486 8. Gessner, B.D.; Kaslow, D.; Louis, J.; Neuzil, K.; O'Brien, K.L.; Picot, V.; Pang, T.;
487 Parashar, U.D.; Saadatian-Elahi, M.; Nelson, C.B. Estimating the full public health value
488 of vaccination. *Vaccine* **2017**, 35, 6255–6263.
- 489 9. CDC. Ten Great Public Health Achievements—Worldwide, 2001–2010. *MMWR Morb.*
490 *Mortal. Wkly. Rep.* **2011**, 60, 814–818.
- 491 10. Kamel, A.M.; Monem, M.S.A.; Sharaf, N.A.; Magdy, N.; Farid, S.F. Efficacy and safety
492 of COVID-19 Vaccines: A systematic review and meta-analysis of randomized clinical
493 trials. *Vaccines* **2021**, 9, 467.
- 494 11. Kai, X.; Xiao-Yan, T.; Miao, L.; Zhang-Wu, L.; Jiang-Nan, C.; Jiao-Jiao, L.; Li-Guo, J.;
495 Fu-Qiang, X.; Yi, J. Efficacy and safety of COVID-19 vaccines: A systematic review.
496 *Chin. J. Contemp. Pediatr.* **2021**, 23, 221–228.
- 497 12. Anand, P.; Stahel, V.P. Review the safety of Covid-19 mRNA vaccines: A review. *Patient*
498 *Saf. Surg.* **2021**, 15, 20.

- 499 13. Bartsch SM, O'Shea KJ, Ferguson MC, et al. Vaccine efficacy needed for a COVID-19
500 coronavirus vaccine to prevent or stop an epidemic as the sole intervention. *American*
501 *journal of preventive medicine*. 2020;59(4):493-503
- 502 14. Neumann-Böhme S, Varghese NE, Sabat I, et al. Once we have it, will we use it? A
503 European survey on willingness to be vaccinated against COVID-19. *The European*
504 *Journal of Health Economics*. 2020; 21:997-982.
- 505 15. World Health Organization. Ten health issues WHO will tackle this year. Accessed on
506 June 12, 2021. [https://www.who.int/news-room/spotlight/ten-threats-to-global-health-in-](https://www.who.int/news-room/spotlight/ten-threats-to-global-health-in-2019)
507 [2019](https://www.who.int/news-room/spotlight/ten-threats-to-global-health-in-2019)
- 508 16. SAGE Working Group on Vaccine Hesitancy. Report of the SAGE Working Group on
509 Vaccine Hesitancy. Accessed June 12, 2021.
510 [https://www.who.int/immunization/sage/meetings/2014/october/1_Report_WORKING_](https://www.who.int/immunization/sage/meetings/2014/october/1_Report_WORKING_GROUP_vaccine_hesitancy_final.pdf)
511 [GROUP_vaccine_hesitancy_final.pdf](https://www.who.int/immunization/sage/meetings/2014/october/1_Report_WORKING_GROUP_vaccine_hesitancy_final.pdf)
- 512 17. Holm M, Espenhain L, Glenthøj J, Schmidt LS, Nordly SB, Hartling UB, et al. Risk and
513 phenotype of multisystem inflammatory syndrome in vaccinated and unvaccinated Danish
514 children before and during the omicron wave. *JAMA Pediatr*.
515 2022. <https://doi.org/10.1001/jamapediatrics.2022.2206>.
- 516 18. Data available on <https://vaccinate-india.in/dashboard>
- 517 19. [https://www.mohfw.gov.in/pdf/GuidelinesforCOVID19VaccinationofChildrenbetween1](https://www.mohfw.gov.in/pdf/GuidelinesforCOVID19VaccinationofChildrenbetween15to18yearsandPrecautionDosestoHCWsFLWs&60populationwithcomorbidities.pdf)
518 [5to18yearsandPrecautionDosestoHCWsFLWs&60populationwithcomorbidities.pdf](https://www.mohfw.gov.in/pdf/GuidelinesforCOVID19VaccinationofChildrenbetween15to18yearsandPrecautionDosestoHCWsFLWs&60populationwithcomorbidities.pdf)
- 519 20. Bell S, Clarke R, Mounier-Jack S, Walker JL, Paterson P. Parents' and guardians' views
520 on the acceptability of a future COVID-19 vaccine: a multi-methods study in
521 England. *Vaccine*. 2020;38(49):7789–7798. doi: 10.1016/j.vaccine.2020.10.027
- 522 21. Pogue K, Jensen JL, Stancil CK, et al. Influences on attitudes regarding potential COVID-
523 19 vaccination in the United States. *Vaccines*. 2020;8(4):582.

- 524 22. Goldman RD, Yan TD, Seiler M, et al. Caregiver willingness to vaccinate their children
525 against COVID-19: Cross sectional survey. *Vaccine*. 2020;38(48):7668-7673.
- 526 23. Hetherington E, Edwards SA, MacDonald SE, et al. SARS-CoV-2 vaccination intentions
527 among mothers of children aged 9 to 12 years: a survey of the All Our Families cohort
528 [published correction appears in *CMAJ Open*. 2021 Jul 27;9(3): E795]. *CMAJ Open*.
529 2021;9(2): E548-E555. Published 2021 May 21. doi:10.9778/cmajo.20200302
- 530 24. <https://www.bbc.com/news/world-asia-india-57551345>
- 531 25. Skjefte M, Ngirbabul M, Akeju O, et al. COVID-19 vaccine acceptance among pregnant
532 women and mothers of young children: results of a survey in 16 countries. *Eur J Epidemiol*.
533 2021;36(2):197-211.
- 534 26. Bell S, Clarke R, Mounier-Jack S, Walker JL, Paterson P. Parents' and guardians' views
535 on the acceptability of a future COVID-19 vaccine: a multi-methods study in England.
536 *Vaccine*. 2020;38(49): 7789-7798.
- 537 27. Marquez RR, Gosnell ES, Thikkurissy S, Schwartz SB, Cully JL. Caregiver acceptance
538 of an anticipated COVID-19 vaccination. *J Am Dent Assoc*. 2021;152(9):730-739
- 539 28. Choi S-, Jo YH, Jo KJ, Park SE. Pediatric and parents' attitudes towards COVID-19
540 vaccines and intention to vaccinate for children. *J Korean Med Sci*. 2021;36(31): e227.
- 541 29. Almusbah Z, Alhajji Z, Alshayeb Z, et al. Caregivers' willingness to vaccinate their
542 children against COVID-19 in Saudi Arabia: a cross-sectional survey. *Cureus*. 2021.
543 doi:10.7759/cureus.17243.