

1 **Study protocol for a multi-centre stepped-wedge cluster randomised trial to explore the**  
2 **usability and outcomes among young people living with HIV in Kiambu and Kirinyaga**  
3 **counties of Kenya, using an online health portal.**

4 Eric Nturibi<sup>1\*</sup>, Jared Mecha<sup>1¶</sup>, Elizabeth Kubo<sup>1¶</sup>, Albert Orwa<sup>1¶</sup>, Florence Kaara<sup>1&</sup>, Faith  
5 Musau<sup>1&</sup>, Christine Wamuyu<sup>1&</sup>, Justus Kilonzi<sup>2&</sup>, Randeep Gill<sup>3¶</sup>, Sanne Roels<sup>3&</sup>

6 **Correspondence to** Eric Nturibi, Email: [ericmugambi@gmail.com](mailto:ericmugambi@gmail.com), Tel: +254-722758767

7 **Affiliations**

- 8 1. Department of Clinical Medicine and Therapeutics, University of Nairobi School of  
9 Medicine, Nairobi, Kenya  
10 2. Savannah Informatics LTD, Kenya  
11 3. Janssen Pharmaceutica NV

12 \*Corresponding author

13 Email: [ericmugambi@gmail.com](mailto:ericmugambi@gmail.com)

14 ¶These authors contributed equally to the work

15 &These authors also contributed equally to the work

16 **Short title:** Online health portal use in youth with HIV: a stepped wedge cluster RCT

17 **ABSTRACT**

18 **Introduction:** While the incidence of HIV declines in most age groups globally, it continues to  
19 rise among adolescents and young adults who also experience a higher rate of HIV-related  
20 deaths. These tech-savvy individuals might benefit from an online patient portal aimed at

21 increasing awareness, building skills, and promoting patient activation – the willingness and  
22 capacity to independently manage their health. However, the impact of such portals on young  
23 HIV patients in Kenya remains uncertain. **Methods and analysis:** HIV patients aged 15-24 with  
24 smartphone access will participate in a 12-month stepped wedge cluster randomized trial. The  
25 main focus will be the portal's effect on patient activation, with secondary outcomes being self-  
26 reported adherence, viral suppression, and social involvement. The study also aims to understand  
27 the portal's development, implementation, functionality, usability, and cost. From 47  
28 antiretroviral therapy (ART) sites with electronic medical recording systems, 16 clusters of 30  
29 participants each will be formed. These clusters, over 12 months, will be randomized into 3  
30 intervention sequences every 3 months. Baseline measurements, covering patient activation,  
31 adherence, viral load, and social engagement, will be recorded over two weeks, with subsequent  
32 checks at 3, 6, and 12 months. Data will be analyzed using generalised linear mixed models.  
33 **Ethics and dissemination:** The protocol has received approval from the AMREF Health Africa  
34 Ethics & Scientific Review Committee (ESRC) and local governments. Findings will be shared  
35 through stakeholder forums, conferences, publications, and media.

36 **Author Summary**

37 **What is the issue?** HIV infections among teenagers and young adults are increasing, particularly  
38 in Kenya. Given their technological inclination, an online portal might help them manage their  
39 health. The effectiveness of this approach remains uncertain.

40 **What are our actions?** We are running a year-long study in Kenya with HIV-positive  
41 individuals aged 15 to 24 who have smartphones. The goal is to see if the portal aids their health  
42 management. We're assessing health readiness, medication adherence, HIV control, and social  
43 connection. The study involves groups from 47 HIV treatment centers, with new groups  
44 engaging with the portal every three months.

45 **What are our assessment methods?**

46 We will use statistical methods to gauge the portal's impact on health management.

47 **Is the study approved?**

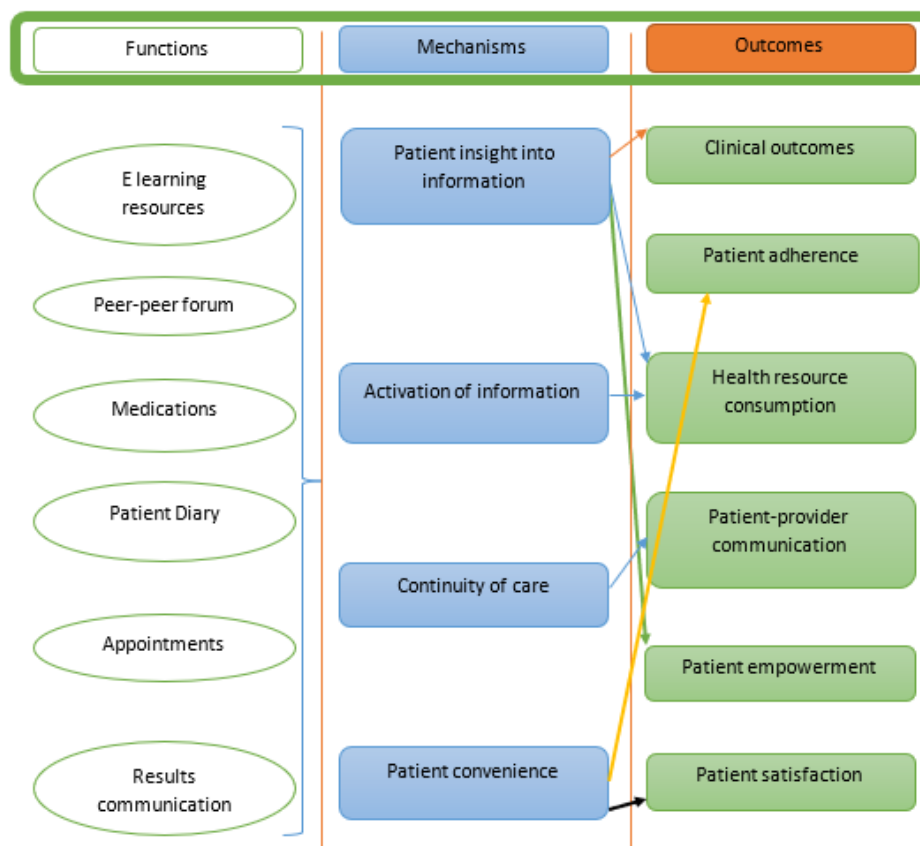
48 Yes. It has endorsements from AMREF Health Africa and local governments. Results will be  
49 shared with the community, at conferences, in scientific journals, and in the media.

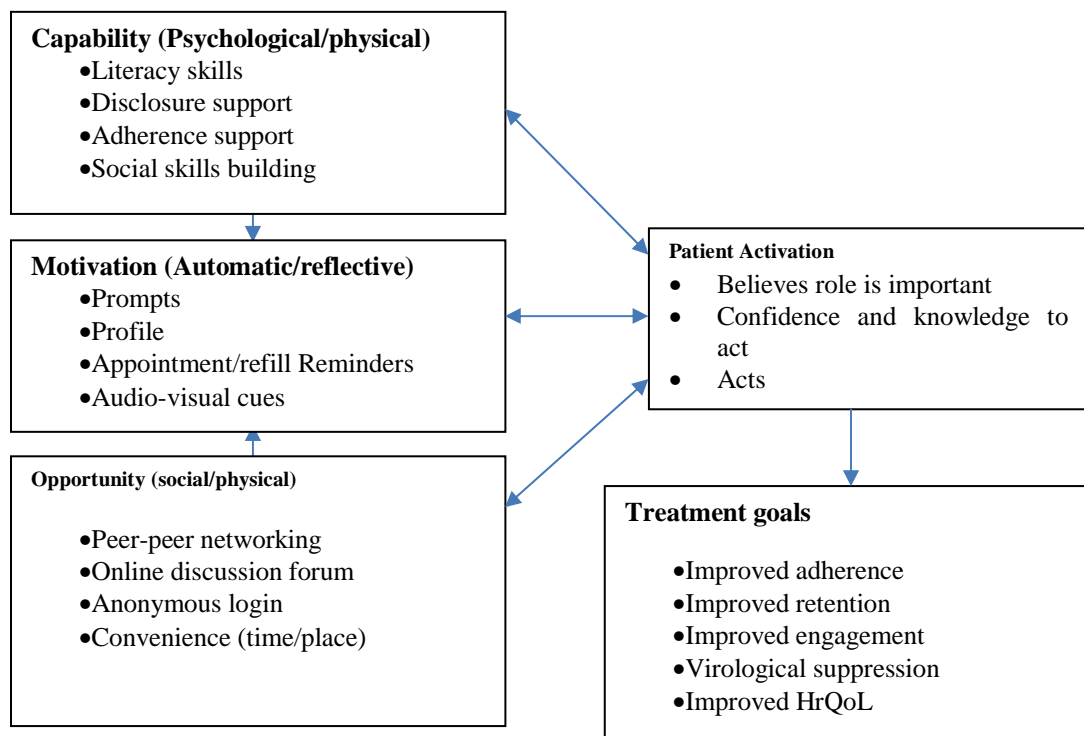
## 50 **Introduction**

51 Of the 37.7 million persons living with HIV (PLHIV) worldwide in 2020, 25.3 million were  
52 resident in sub-Saharan Africa (SSA), where 460,000 of the 680,000 global AIDS related deaths  
53 (ARDS) also occurred (UNAIDS, 2021). In 2020, 400,000 adolescents and young persons (AYP)  
54 were newly infected with HIV, of whom 150,000 were aged 10 to 19(1). Globally, whereas new  
55 HIV infections are declining for other age groups, they are increasing in the adolescent age group  
56 (10-19yrs), who also contribute disproportionately to ARDs(2). In 2020, there were an estimated  
57 1.4 million PLHIV in Kenya including 160,000 young persons (ages 15-24). Of the estimated  
58 33,000 new infections, 35% occurred in young persons (ages 15-24)(3). With 59.24 million  
59 connections as at January 2021, Kenya had a mobile penetration of 108.9% and an internet  
60 penetration of 40% (21.75 million), including 11 million social media users(4). According to a  
61 report by the United Nations, young people in low and middle income countries (LMICs) are  
62 nearly three times more likely to be using the internet than the general public(5). A recent review  
63 of digital health solutions (DHS) for engaging PLHIV decried the lack of published interventions  
64 targeting the more than 4 million young people aged 15-24 living with HIV globally, despite  
65 their identification as a “critical group experiencing multiple barriers to engagement in care.”(6).  
66 Patient health portals are therefore particularly attractive in this vulnerable population who are  
67 likely to welcome digital health solutions more readily than other age groups.

68 The functionalities proposed in the digital health platform, myCareHub™, have been carefully  
69 designed to incorporate mechanisms identified as critical for outcome achievement (fig 1) (7)  
70 and are based on the COM-B framework (fig 2) that links behaviour to capability, opportunity,  
71 and motivation (8).

72 Figure 1: Mechanisms of patient activation (adapted from Otte-Trojel, de Bont (7))





73 *Figure 2: COM-B theoretical framework for behaviour change*

74 The design was heavily influenced by the views and preferences of the intended users

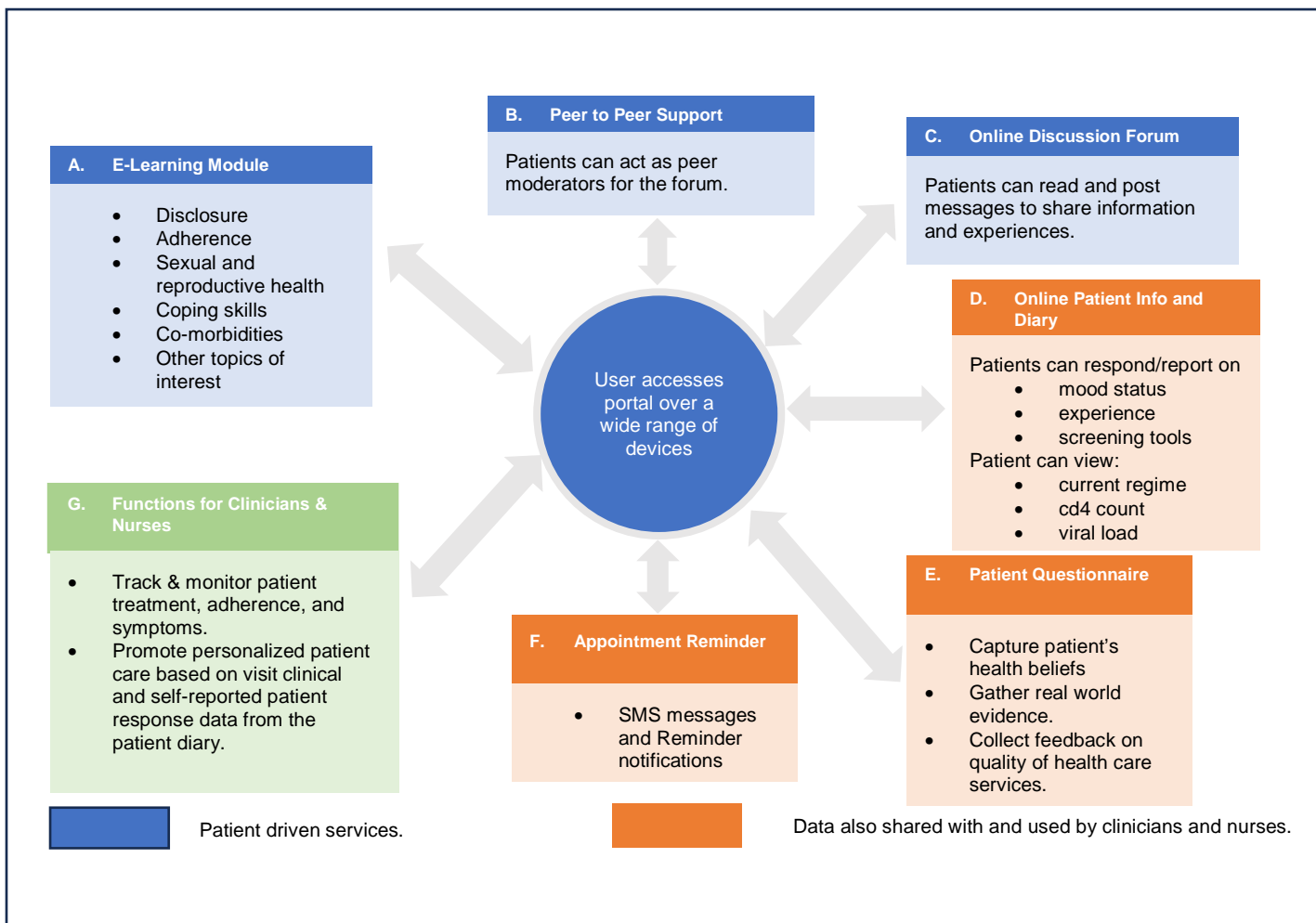
75 (unpublished data) with inputs from an experienced team of AYP resource persons.

76 **myCareHub™** will be accessible on internet enabled mobile phones through a dedicated

77 password to ensure security and confidentiality of data. It is designed to offer a wide array of

78 services to healthcare providers (HCPs) and patients (fig 3).

79



80 *Figure 3: Diagrammatic representation of myCareHub™ and functions available to use.*

81

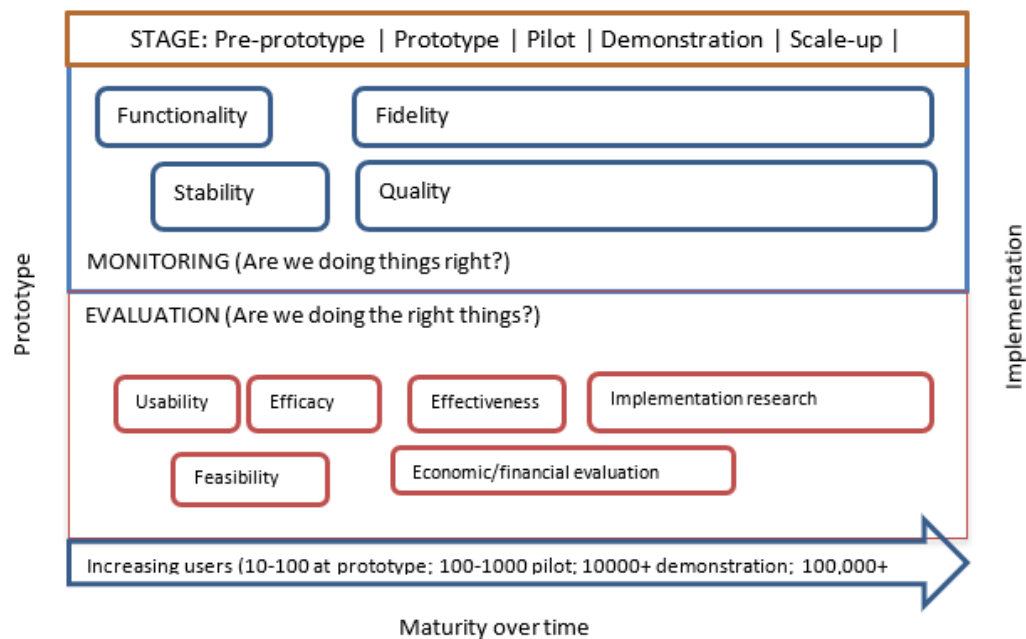
82 This study seeks to establish whether an online patient health portal, myCareHub™ improves

83 AYP activation and consequent engagement in HIV care and treatment. Further, in line with

84 World Health Organization (WHO) guidelines for mobile health evidence reporting and

85 assessment (mERA), the study will explore quality, fidelity, and coverage of the platform, as

86 well as key program indicators (fig 4)(9); features that are often overlooked in published studies.



87 *Figure 4: Intervention life cycle of a digital intervention*

88 The findings of this study will inform HIV programming for young persons and other vulnerable  
 89 populations, shift health policy on digital health solutions and contribute substantially to the  
 90 elimination of AIDS as a global threat by 2030.

91 **Methods and Analysis**

92 **Setting**

93 The University of Nairobi – Central Kenya Response: Integration, Strengthening and  
 94 Sustainability Plus (CRISS Plus) project is a 5-year PEPFAR-funded HIV prevention, care &  
 95 treatment project in partnership with Kiambu & Kirinyaga county governments. The project  
 96 currently supports HIV related activities at 78 public facilities. Forty-seven (47) facilities have an  
 97 electronic medical records (EMR) system. The 47 EMR sites will be clustered based on  
 98 geographical proximity loosely coinciding with sub county territorial assignment of the facilities  
 99 and covering 15 out of the 17 supported sub-counties. The largest treatment site will constitute



100 the 16<sup>th</sup> cluster on account of the large number of adolescent and young people enrolled in its  
101 antiretroviral treatment (ART) program.

102 At study inception, the program provided ART for 38,079 PLHIV, of whom 3,459 (9%) were  
103 AYP. The target population for the study will be AYP (ages 15-24 years) enrolled in supported  
104 clinics. Eighty-nine per cent (89%) of the target population are enrolled in the 47 EMR sites.

## 105 **Study design**

106 We plan to conduct a multicentre stepped wedge cluster randomised trial to assess whether a  
107 bespoke patient health portal, myCareHub™, can improve patient activation and clinical  
108 outcomes among consenting individuals aged 15 to 24 living with HIV and attending the ART  
109 clinic at one of 47 EMR-enabled treatment centres (table 1). Caregiver consent will be obtained  
110 for participants under the age of 18.

Population	Adolescents and young persons (15-24 years old) attending an EMR-enabled Anti-Retroviral Treatment (ART) site and with ready access to a smartphone
Intervention	Making a patient health portal with several functionalities available
Comparator	Standard of care patient engagement strategies
Outcome	Patient activation as the primary outcome. Secondary outcomes: viral load, social engagement measures, adherence, and portal use features
Time	15 months total, the first three being control, with 3-month intervals between sequences, and measurements taken over a 2-week period. Once all clusters cross over from control to intervention, an observation period of 6 months will follow.

111

112 In total, a minimum sample of 480 adolescents and young persons will be recruited into 16  
113 clusters using a stepwise design (table 2) with intervals of three months between successive  
114 steps.

115 Table 2: Study design: Cluster randomized, stepped wedge design with 16 clusters and 3 sequences.

	CLUSTERS 1-5	CLUSTERS 6-10	CLUSTERS 11 - 16
<b>Time</b>	TO:		
	2wks		
	T1: Mo 1 – 3		
	2wks		
	T2: Mo 4 – 6		
	2wks		
	T3: Mo 7 - 9		
	2wks		
	T4: Mo 10-12		
	2wks		
<p><b>CONTROL</b></p> <p><b>T0.:</b> Baseline survey: Demographics, Clinical enquiry (medical history), Baseline PAM, Adherence, VLS, social engagement scores on SSQ6: cluster level retention. Cluster VLS</p> <p><b>CONTROL</b></p> <p><b>T1 survey:</b> 3 Mo PAM, Adherence, VLS, portal measures: TB ICF, PDQ-9, CRAFFT, SGBV screening, Contraceptive use intention; feedback on portal: cluster level retention, Cluster VLS</p> <p><b>CONTROL</b></p> <p><b>T2 survey:</b> 3, 6 Mo PAM, adherence, VLS, retention, portal measures: TB ICF, PDQ-9, CRAFFT, SGBV screening, Contraceptive use intention; feedback on portal: cluster level retention, Cluster VLS</p> <p><b>INTERVENTION</b></p> <p><b>T3 survey:</b> 3, 6, 9 Mo PAM, adherence, VLS, retention, portal measures: TB ICF, PDQ-9, CRAFFT, SGBV screening, Contraceptive use intention; feedback on portal: cluster level retention, Cluster VLS</p> <p><b>INTERVENTION</b></p> <p><b>T4 survey:</b> 6, 9 &amp; 12 Mo PAM, adherence, VLS, MAUQ, acceptability score, portal measures: TB ICF, PDQ-9, CRAFFT, SGBV screening, Contraceptive use intention; feedback on portal: cluster level retention, Cluster VLS</p>			

\*PAM – Patient activation measure, VLS – Viral load suppression, SSQ6- Social Support Questionnaire, short form, MAUQ – mHealth App Usability Questionnaire: TB ICF – Tuberculosis intensified case finding, SGBV – sexual and gender-based violence, CRAFFT – Car, relax, alone, forget, friends, trouble

116 NB: the 3<sup>rd</sup> sequence is prolonged to allow for the last stratum to complete six months which is the recommended minimum duration to  
 117 assess for patient activation as per the reviewed literature.

118 Stratification of clusters will be conducted based on size, sex/gender mix and viral load  
 119 suppression (table 3) to come up with comparable blocks of clusters prior to randomisation (table  
 120 4).

121 *Table 3: Sub-counties by key attributes*

Sub-county	Number of AYPs	Size Strata	*VLS 15-19	VLS 20-24	Cohort retention	Males (%)
Thika town	632	Large	80%	90%	89%	41%
Ruiru	330		84%	89%	68%	25%
Kiambu town	205	Medium	86%	89%	100%	32%
K Central	176		86%	90%	84%	55%
Gatundu South	166		61%	90%	50%	40%
Juja	146		91%	82%	67%	35%
Kiambaa	123		87%	91%	100%	27%
Kirinyaga South	116		91%	87%	88%	53%
Githunguri	113		85%	89%	100%	27%
Kabete	110		94%	94%	100%	23%
Gatundu North	107		92%	89%	100%	40%
Limuru	103		90%	100%	100%	35%
Kirinyaga West	88	Small	81%	92%	74%	37%
Kikuyu	73		100%	90%	100%	16%
Kirinyaga East	58		100%	86%	87%	57%
Lari	51		100%	91%	100%	23%
Kirinyaga North	50		60%	68%	88%	48%

\*VLS – viral load suppression

122 Clusters within each comparable block (stratum) will be randomly assigned to one of the three  
 123 sequences for time of crossover from control to intervention using a computer-generated list of  
 124 random numbers. Clusters will receive the intervention in groups of five and six. There will be a  
 125 total of 3 intervention sequences – the third extending 6 months. Each cluster will begin in the  
 126 control period and eventually receive the intervention, with the order of crossover being  
 127 randomly determined. An interval of two weeks between intervention sequences will be  
 128 incorporated to allow for measurements to be taken and the intervention to be introduced to new  
 129 clusters.

130 *Table 4: Randomization of clusters into sequences*

S/N o.	Cluster	15-19 yrs.	20-24 yrs.	Total AYP	Strata Size	Random number	Seq	No. of AYP (n=480)
1	Juja	48	98	146	Medium	0.91499	1	186
2	Kiambaa	30	80	110	Medium	0.842108	1	
3	Kirinyaga Central	76	83	159	Medium	0.637954	1	
4	Kabete	19	75	94	Small	0.969301	1	
5	Kirinyaga South	27	48	75	Small	0.832712	1	
6	Ruiru	77	253	330	Large	0.725233	1	
7	Gatundu South	75	91	166	Medium	0.555849	2	170
8	Gatundu North	52	55	107	Medium	0.546696	2	
9	Limuru	41	62	103	Medium	0.541296	2	
10	Lari	12	23	35	Small	0.701539	2	
11	Kirinyaga East	29	26	55	Small	0.567749	2	
12	Thika Level 5	172	196	368	Large	0.226127	2	
13	Githunguri	45	56	101	Medium	0.458081	3	124
14	Thika Town	102	135	237	Medium	0.379402	3	
15	Kiambu Township	87	112	199	Medium	0.062999	3	
16	Kirinyaga West	29	42	71	Small	0.514886	3	

131 **Justification of stepped wedge design**

132 The stepped wedge design was chosen as individual randomization into control and the patient  
 133 portal within a facility would inevitably lead to contamination as the control group would

134 inadvertently be exposed to the intervention. The staggered approach to implementation also  
135 allows for enhancements to the portal based on lessons learned from preceding clusters.

### 136 **Study population**

137 In our study, the intervention will be targeted at clusters, where a cluster is defined as a group of  
138 EMR-capable facilities in geographical proximity. Outcome parameters will be determined at  
139 patient level. Two key strategies will be employed to recruit participants into the study. A line  
140 listing of all AYP in the participating EMR sites will be done from the central EMR database and  
141 random number sequences used to select eligible participants per facility with allowance made  
142 for refusals. Selected participants will then be invited for an open day activity during which  
143 recruitment will be done after obtaining informed consent. Weekly appointment diaries will also  
144 be used to line list AYP due for their clinic visit in the coming week with a random number  
145 sequence generated and applied to select eligible participants. These strategies will be  
146 undertaken repeatedly until the required sample size is obtained. Measurements will be taken on  
147 the same cohort and by the same observer at the end of each successive step when a cluster  
148 moves from control to the active intervention (table 2).

### 149 **Intervention**

150 myCareHub™ will be available on google play-store and iOS app-store. The portal has been  
151 developed by the study team with significant input from end users and is designed to offer  
152 several functionalities critical for catalysing the behaviour change process as per the COM-B  
153 framework (figs 2&3). The portal will comprise two mobile based applications: a patient portal  
154 and a health care provider (HCP) portal. Features available to patients will include e-learning  
155 resources in text, audio, videos and other media, focussing on HIV treatment literacy, disclosure

156 support, adherence support, sexual and reproductive health (SRH) and coping skills; online  
157 communities for peer-to-peer networking and learning; an online patient diary to support self-  
158 monitoring by enabling patients to view their medical data from the facility based EMR and to  
159 record and share their experiences with HCPs; online based web forms and survey tools to  
160 capture patient reported outcomes which will trigger a service request on the HCP portal so that  
161 care can be personalised and offered without delay; in app and short message service (sms)  
162 notifications for appointments and other reminders; and a mechanism for appointment  
163 rescheduling (to be developed in the second phase). The HCP portal will enable providers to  
164 track and monitor patient treatment, adherence, and symptoms, and to provide personalised care  
165 based on response data from the patient diary. As the apps are linked and synchronised with the  
166 facility EMR, HCPs can capture and access longitudinal patient level visit data and other medical  
167 information such as laboratory investigation reports. On a quarterly basis, open forums will be  
168 conducted with portal users - HCPs and patients, to ensure they can access and use all the  
169 available features and to capture qualitative end-user insights.

#### 170 **Outcome parameters**

171 Outcome parameters will be measured in individuals at pre-specified time points, baseline, every  
172 3 months, and end-line (table 5), using digitised case report forms.

Variable	Definition	Units	Instrument/source	Measurement level	Measurement period	Comparison Groups	Analysis
PAM	Patient activation measure	100-point scale	PAM-13	Individual	Baseline, 3Mo, 6 Mo, 9Mo	Intervention vs. control	Mean change in PAM in the Intervention vs. control
Self-reported Medication adherence	Estimate of adherence on 0-100% scale	Proportion	Visual analogue scale and adherence questionnaire	Individual	Baseline, 3 Mo, 6 Mo, 9 Mo	Intervention vs. control	% Adherence Int. vs. control
VL suppression (VLS)	Dichotomous, suppressed (below low limit of detection, LDL) vs. not suppressed (above LDL)	Suppressed/not suppressed	EMR record	Individual	Baseline, 3 Mo, 6 Mo, 9 Mo	Intervention vs. control	% VLS intervention vs. control
Cluster retention	Active in care at the end of reporting period/active at the beginning of the period*100	Proportion	Routine program data	Cluster	Baseline, 3Mo, 6Mo, 9Mo	Intervention vs. control	% Retention intervention vs. control
Cluster VLS	Percent viral load suppression	Proportion	Routine program data	Cluster	Baseline, 3Mo, 6Mo, 9Mo	Intervention vs. control	% VLS intervention vs. control



	within cluster						
Mobile health application Usability Score	Numerical score: More being more usable	Mean score	MAUQ mHealth App Usability Questionnaire (MAUQ) for Interactive mHealth Apps Used by Patients & HCPs	Individual	End-line	Intervention	Mean score by baseline characteristics
Acceptability score	Mixed tool: Likert-like Scale and text	sub-section scores	Custom acceptability tool	Individual	End-line	Intervention	Mean scores by baseline characteristics
TB case finding	Screening 4 questions each score 0 or 1. Total score 4	0-4	<b>Portal</b> TB case finding tool  Paper-based TB case finding tool	Individual	continuous	Intervention vs. program	1. Proportion of participants who reported 3 out of 4 symptoms on the portal. and % of these who reported to the facility for further evaluation  and % of these with confirmed TB  2. % of total TB cases that were

							<p>identified through the portal [Total # of TB cases identified through the portal during study duration/ Total # of TB cases identified overall (portal + standard of care) during the same duration] *100</p>
Mental health screening for depression	9 questions each scored 0-3 for total possible score of 27	0-27	<b>Portal</b> incorporated PHQ-9	Individual	continuous	intervention	<p>Proportion participants with mild, moderate, severe depression; and % of these referred for timely further assessment</p> <p>% Total depression cases that</p>

							<p>were identified through portal - [Total # of depression cases identified through the portal during study duration/ Total # of depression cases identified overall (portal + standard of care) during the same duration] *100</p>
Contraceptive use intention screening	4 questions on contraceptive use desire and eligibility	LMP Y/N to pregnancy Y/N to using or desiring contraceptives	<b>Portal incorporated</b> contraceptive use intention screening tool	Individual	continuous	intervention	<p>Proportion users eligible for contraceptives and successfully referred % All contraceptive uptake requested from portal -</p>

							[Total # of contraceptive uptake requests from portal during study duration/ Total # of contraceptive uptake requests overall (portal + standard of care) during the same duration] *100
Sexual and Gender Based Violence (SGBV) screening	4 questions screening for emotional, Physical, sexual, and intimate partner violence; each has either Y/N answer	Y/N	<b>Portal</b> incorporated SGBV screening tool	Individual	continuous	intervention	% Survivors successfully identified & referred  % Total SGBV cases reported through portal - [Total # of SGBV cases reported through the portal during the study duration/

							Total # of SGBV cases reported overall;(portal + standard of care) during the same duration] *100
Alcohol and substance use disorder screening	Six questions, 2 or more affirmative answers indicating alcohol or drug use problem	Y/N	<b>Portal</b> incorporated CRAFFT tool	Individual	continuous	intervention	% Youth with disorder successfully identified & referred  % Of total identified originating from portal - [Total # of youth identified with the disorder through the portal during the study duration/Total # of youth identified with the disorder overall (portal

							+ standard of care) during the same duration] *100
Social engagement	Six questions on social supporters	Names of supporters and ratings of support	SSQ-6 at baseline Online communities' engagement metrics	Individual	Baseline, continuous	n/a	Engagement in communities' vs baseline engagement

174 The primary outcome will be change in patient activation measure (PAM) at 6 and 9 months.

175 Secondary outcomes will include self-reported adherence (months 3,6 &9) and latest viral load.

### 176 **Portal-based measures**

177 Portal-based measures will include portal functionality, quality, fidelity, and an estimate of total

178 cost in setting up the portal. Four key elements of the patient diary – screening for Tuberculosis

179 (TB) and sexual and gender-based violence (SGBV), contraceptive needs assessment and

180 screening for alcohol and substance use disorders will be monitored, and the time taken for HCPs

181 to resolve service requests recorded and compared to usual non-portal based clinical practice. An

182 analytical dashboard will be developed to provide real time updates on portal engagement

183 metrics.

### 184 **Evaluating Usability**

185 Participation in online communities will be tracked and compared with baseline social

186 engagement score (SES).

187 During the study, focus group discussions (FGDs) will be used to elicit insights into the client

188 experience of the portal that will go towards future enhancements.

189 A mobile health app usability survey (MAUQ - patient and health care provider) and an

190 acceptability survey will be administered at the end of the intervention period.

### 191 **Statistical methods**

192 Baseline participant characteristics i.e., sociodemographic (age, sex, occupation) and clinical

193 information (duration on ART, presence of treatment buddy and last viral load) will be described

194 by cluster.

195 The primary outcome will be analysed as mean PAM/ change in PAM score between  
196 intervention and control groups at 6 and 9 months by age category (15-19 vs. 20-24), sex (male  
197 vs. female) and duration on ART (<12 months and >12 months). PAM total scores of 0 and 100  
198 will be considered as missing data and PAM changes will be analysed over time and across PAM  
199 levels as per the developer’s recommendations.

200 Statistical analysis of the primary and secondary endpoints will be conducted in either R or SAS  
201 using generalised linear mixed models which allow for incorporation of correlations due to  
202 repeated measures, cluster effects and potential time effects. Sensitivity analyses, including use  
203 of causal inference methods, will be conducted to assess the effect of differential patient and/or  
204 cluster characteristics over time and/or attrition on the comparison between intervention periods.

205 Thematic analysis will be conducted on qualitative insights from FGDs, and the operational and  
206 other costs related to running the portal tracked to facilitate cost analysis.

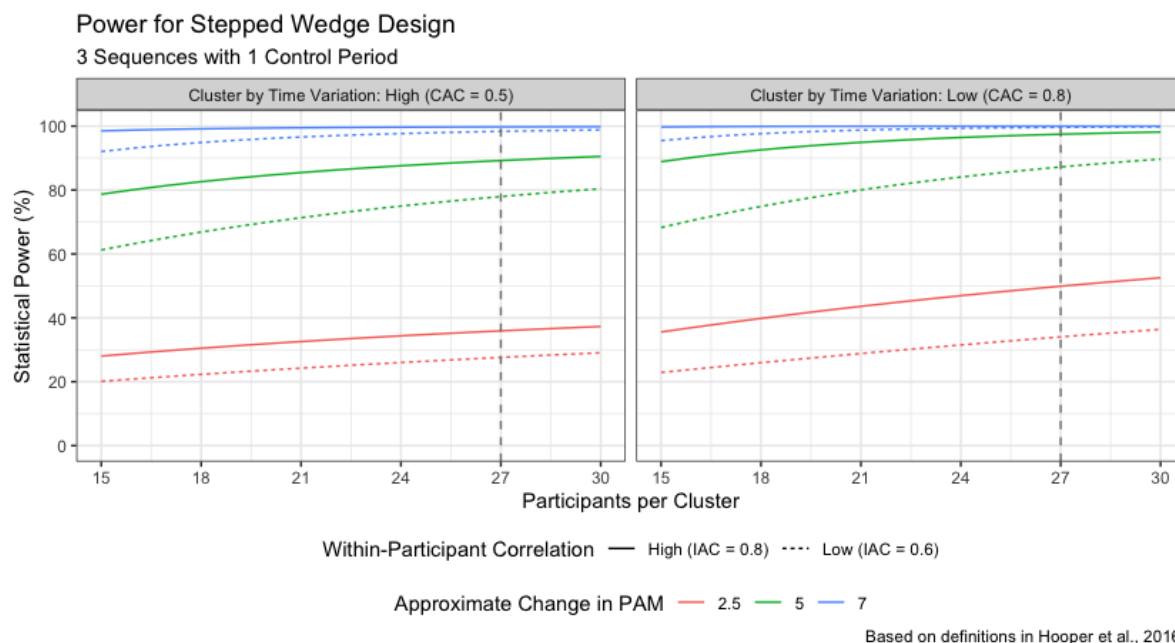
## 207 **Sample size**

208 The primary outcome will be a change in patient activation measure (PAM) (Hibbard JH, et al,  
209 2004). Lin and co-authors found an average effect size of 0.33 in a meta-analysis on studies  
210 involving patients with chronic disease reporting change in PAM (Lin et al., 2020). Also, a  
211 difference of 4 points on the PAM scale is considered clinically important and Marshall et al were  
212 able to demonstrate that a 5-point difference was significantly associated with higher odds of  
213 CD4 count>200, retention, and viral load suppression (J. H. Hibbard & Tusler, 2007; Rebecca  
214 Marshall et al., 2013). Following the definitions as outlined in Hooper et al., 2006, assuming an  
215 intra- cluster correlation of 0.02 and individual autocorrelation of 0.8, and only low “time by  
216 cluster” effects impacting the PAM scores, the study will require a minimum sample size of 27



217 per cluster to demonstrate a change of 5 point (green lines in figure 5) in the activation score  
218 between the two groups, assuming the same standard deviation as in Marshall, Beach (10) with a  
219 power of at least 90% at an alpha of 0.05% (11).

220 *Figure 5: Sample size estimation for stepped wedge design*



221  
222 It is worth noting that the power to demonstrate a difference will be affected substantially by the  
223 cluster by time effect. Hemming et al. provided minimal guidance – but did mention a range on  
224 that correlation between 0.3 (large effect) to 0.9 (small effect). They strongly suggest a  
225 sensitivity analysis on these assumptions, which is provided in Figure 5. Focusing on the green  
226 lines, in the presence of high intra-participant variability but small time by cluster effects,  
227 approximately 90% power can be attained with 22 participants per cluster. However, if the time  
228 by cluster effect is stronger, power to demonstrate 5 points change drops to 80%. A 10% increase  
229 in sample size will be added to account for non-participation, requiring a total of 30 participants

230 per cluster. Based on the above assumptions, the total minimum sample size is therefore  
231 estimated at  $30 \times 16 = 480$ . The number of participants lost to follow-up will be monitored  
232 throughout the study, and mitigation strategies implemented to accommodate any unforeseen  
233 impact by additional recruitment of patients. To compute the sample size for each site, a  
234 weighting based on the total AYP will be used. The following formula will be used to obtain a  
235 sample for each of the study sites.

$$n_i = \frac{N_i}{N}$$

236 where,  $n_i$  = Sample size for site  $i$ ,  $N_i$  = total AYP in site  $i$  and  $N$  = total AYP in all the study  
237 sites

### 238 **Ethical approval**

239 The AMREF Health Africa Ethics & Scientific Review Committee (ESRC) and the respective  
240 County Health Departments have both sanctioned this protocol. Every participant involved  
241 provided their informed and written consent. For participants aged between 15 to 17 years, the  
242 study investigators were granted a waiver for parental consent by the Ethics and Scientific  
243 Review Committee (ESRC). This decision was based on several considerations: to avoid  
244 unintentional revelation of the HIV status, to enhance the participation rate, and to mitigate  
245 selection bias, especially since the study entailed minimal risk to its participants. Furthermore,  
246 the National Commission for Science, Technology, and Innovation (NACOSTI) has provided a  
247 research license permitting the execution of the study. Additionally, this trial has been  
248 catalogued in the Pan African Clinical Trial Registry at [www.pactr.org](http://www.pactr.org) with the distinctive ID:  
249 PACTR202303729957231.

250 **Dissemination of results**

251 Research results will be disseminated via stakeholder forums, scientific conferences, research  
252 publications and the media.

253 **Study limitations**

254 The experience of end-users of the portal may be affected by loss of smartphones or internet  
255 bundles. Application builds may be unstable on various operating system (OS) versions despite  
256 round the clock efforts to identify and mitigate these hurdles. Network and power outages may  
257 limit access to the portal as well as integration of portal and EMR. These challenges might result  
258 in lower-than-anticipated levels of patient activation from the intervention.

259 **Discussion and Implications**

260 To our knowledge, this is the first study of its kind in Kenya to explore the utility of a smart  
261 phone-based application on patient activation among AYP living with HIV. By engaging this  
262 tech-savvy sub-population that has been shown to have unique needs as equal partners in their  
263 wellness journey through myCareHub®, the study will provide a blue-print that could be  
264 applicable to other diseases and sub-populations, more so as features of the intervention itself  
265 such as quality, fidelity and usability will be documented.

## 266 List of References

- 267 1. UNICEF. HIV and AIDS. Protecting children and adolescents from HIV and AIDS and  
268 providing care. 2021.
- 269 2. Bekker LG, Hosek S. HIV and adolescents: focus on young key populations: J Int AIDS  
270 Soc. 2015 Feb 26;18(2Suppl 1). doi: 10.7448/IAS.18.2.20076. eCollection 2015.
- 271 3. UNAIDS. AIDSinfo global data on HIV epidemiology and response. 2020.
- 272 4. Kemp S. Digital 2021 Kenya2021 14th September 2023. Available from:  
273 <https://datareportal.com/reports/digital-2021-kenya?rq=kenya>.
- 274 5. Nations U. YouthStats: Information and communication technology. . 2022.
- 275 6. Jongbloed K, Parmar S, van der Kop M, Spittal PM, Lester RT. Recent Evidence for  
276 Emerging Digital Technologies to Support Global HIV Engagement in Care. Curr HIV/AIDS  
277 Rep. 2015;12(4):451-61.
- 278 7. Otte-Trojel T, de Bont A, Rundall TG, van de Klundert J. How outcomes are achieved  
279 through patient portals: a realist review. Journal of the American Medical Informatics  
280 Association : JAMIA. 2014;21(4):751-7.
- 281 8. West R, Michie S. A brief introduction to the COM-B Model of behaviour and the  
282 PRIME Theory of motivation. Qeios. 2020.
- 283 9. WHO. Monitoring and evaluating digital health interventions: a practical guide to  
284 conducting research and assessment. Geneva2016.
- 285 10. Marshall R, Beach MC, Saha S, Mori T, Loveless MO, Hibbard JH, et al. Patient  
286 activation and improved outcomes in HIV-infected patients. J Gen Intern Med. 2013;28(5):668-  
287 74.
- 288 11. Hemming K, Kasza J, Hooper R, Forbes A, Taljaard M. A tutorial on sample size  
289 calculation for multiple-period cluster randomized parallel, cross-over and stepped-wedge trials  
290 using the Shiny CRT Calculator. Int J Epidemiol. 2020;49(3):979-95.