

Impact of digital assistive technologies on the quality of life for people with dementia: A scoping review

Charlotte Schneider¹, Marcia Nißen², Tobias Kowatsch^{1,2,3}, Rasita Vinay⁴

¹Centre for Digital Health Interventions, Department of Management, Technology, and Economics, ETH Zürich, Zurich, Switzerland

²School of Medicine, University of St. Gallen, St. Gallen, Switzerland

³Institute for Implementation Science in Health Care, University of Zurich, Zurich, Switzerland

⁴Institute of Biomedical Ethics and History of Medicine, University of Zurich, Zurich, Switzerland

Corresponding author: rasita.vinay@ibme.uzh.ch

Abstract

Background: Digital assistive technologies (DATs) have emerged as promising tools to support the daily life of people with dementia (PWD) by offering support in various aspects of daily life. Quality of life (QOL) is an important consideration when discussing the care of PWD in relation to their autonomy. Current research tends to concentrate either on specific categories of DATs, or provide a generic view. Therefore, it would be of essence to provide a review of the different kinds of DATs, and how they contribute to improving QOL for PWD.

Objective: This scoping review aimed to review DATs and their impact on QOL for PWD.

Method: For this scoping review a broad literature search was performed in Cochrane, Embase, PubMed, Scopus, and Web of Science, covering scientific literature from January 2013 and May 2023. Screening and data extraction were conducted, followed by quantitative and qualitative analysis using thematic analysis principles and Digital Therapeutics (DTx) Alliance categories for DAT grouping.

Results: The literature search identified 6'083 records, with 1'056 duplicates. After screening, 4'560 full-texts were excluded, yielding 122 studies of different designs. The DATs were categorized into *digital therapeutics* (n=109), *patient monitoring* (n=30), *digital diagnostics* (n=2), *care support* (n=2), and *health system clinical software* (n=1). These categories were identified to impact various aspects of QOL: preserving autonomy, engagement, and social interaction, health monitoring and promotion, improving activities of daily living, improving cognition, maintaining dignity, managing behavioral and psychological symptoms of dementia (BPSD), and safety/surveillance.

Conclusions: Various DATs offer extensive support, elevating the QOL of PWD. *Digital therapeutics* are predominantly used for aging-in-place and independent living through assistance with daily tasks. Future research should focus on less-represented DHT categories, such as *care support*, *health & wellness* or *software* solutions. Observing ongoing DAT developments and their long-term effects on QOL remains essential.

Strengths and limitations of this study

- The study conducted an extensive search across five electronic databases spanning a decade to identify relevant literature on DATs and their impact on the QOL for PWD.
- By excluding conference proceedings, book chapters, pilot, and feasibility studies, the review might have missed ongoing or planned research that could offer insights into different DATs or QOL impacts.
- While the scoping review approach allowed for a broad overview, it didn't assess the quality of included studies or intervention effectiveness, potentially introducing bias and limiting in-depth analysis.
- The study's emphasis on patient-facing DATs could have introduced bias, highlighting *digital therapeutics* in the included literature while potentially overlooking other assistive technology categories.

Keywords:

Dementia, digital assistive technology, quality of life, digital health technology

Word Count: 4,153 words

Introduction

Background

In 2023, more than 55 million individuals worldwide are affected by dementia, with approximately 10 million new cases diagnosed yearly [1]. Dementia encompasses various impairments regarding language, memory, cognition, and the ability to perform daily activities [1]. It progressively worsens over time and primarily affects individuals over 65, however can also affect those younger than 65, known as young onset dementia [1]. Globally, dementia currently ranks as the seventh leading cause of death, significantly contributing to disability and dependency among the older population [1]. The changing demographic landscape presents difficulties for caregivers and our healthcare system. As a result, there's a growing focus on using digital assistive technologies (DATs) to address these challenges and help sustain the independence of people with dementia (PWD) [2].

DAT is an umbrella term covering technologies used for education and rehabilitation, to overcome participation and activity restrictions, and to improve cognitive, sensory, and motor abilities. It encompasses any technology that empowers individuals with functional constraints in everyday routines, educational pursuits, occupational endeavors, or recreational engagements [3]. DATs offer a valuable means for individuals and caregivers to manage various aspects of their daily routines effectively. They hold great promise for the care and support of PWD, and to alleviate the challenges associated with caregiving [4]. Recent technological advancements have paved the way for creating devices and applications that leverage sensory data tailored specifically for PWD. Notably, smartphones and wearables are now being employed to track physical activities, enabling in-home care assistance [4] and serving as location trackers for monitoring wandering behavior [5]. Moreover, the emergence of artificial intelligence (AI) has led to the development of social assistive robots. These robots are designed to provide companionship and engage in therapeutic activities, such as the robotic seal Paro, which serves as an illustrative example [6]. These technologies extend beyond basic assistance with daily tasks; they also contribute to the preservation of social interactions, memory support, participation in leisure activities, location tracking, and health monitoring [2][7].

Maintaining a good quality of life (QOL) is essential for PWD and must be considered when assessing the impact of DATs. QOL encompasses physical and mental well-being and extends to social and emotional dimensions (e.g., emotional stability, social integration, or self-esteem) [8]. Various tools such as questionnaires and self-assessment scales measure the overall perceived QOL; activity-based assessments or cognitive status evaluations serve as diverse means for quantifying QOL [9]. Consequently, these measures and evaluation instruments should be regarded as guiding tools in determining the QOL experienced by PWD.

While the current literature focuses on specific classes of DATs, often highlighting particular outcomes, there is a lack of a comprehensive overview of the different DATs and their impact on the QOL of PWD. This scoping review aims to fill this gap.

Objectives

This scoping review aimed to provide an overview of DATs for PWD, and the ways in which they influence individual's QOL. Therefore the following research question was formulated: "What is the impact of DATs on the QOL for people with dementia?"

In this scoping review, the opportunities of DATs and their role in enhancing caregiving practices and the QOL of PWD were investigated. Through a compilation of prevailing literature, this review can enhance the decision-making process by facilitating stakeholders' comprehension of the spectrum of accessible DATs and their efficacy in effectively elevating the QOL as a primary objective.

Methods

Search Strategy

The methodological framework proposed by Arksey and O'Malley [10] and the recommendations from *PRISMA Extension for Scoping Reviews (PRISMA-ScR): Checklist and Explanation* [11] were adopted to conduct this scoping

review. A protocol [12] was drafted and revised by authors CS, TK and RV. It was preregistered on the Open Science Framework Registry on 5 May 2023 (<https://osf.io/zcnx8/>).

Search terms were derived from a preliminary search and analyzed by comparing the words found in titles, abstracts, and keywords, following a 'patient/population, intervention, outcome' (PIO) concept. Additionally, to enhance the accuracy and comprehensiveness of the search results, all authors were involved in a consensus process, and an additional expert was consulted to validate the identified terms and suggest any additional relevant keywords. A comprehensive search was performed on 17 May 2023 across five electronic databases: Cochrane, Embase, PubMed, Scopus, and Web of Science, to locate published literature surrounding the research question. To focus on recent technological advancements, only articles published between 1 January 2013 and 17 May 2023 were considered, allowing for a more up-to-date review. The search terms using the PIO table and full electronic search strategy can be seen in Supplementary file 1.

Inclusion and Exclusion Criteria

The articles were screened following specific inclusion and exclusion criteria, established by all authors and consolidated by an additional expert. Table shows the eligibility criteria to ensure the relevance of the included studies to the research question.

Table 1. Inclusion and Exclusion Criteria.

Inclusion Criteria	Exclusion Criteria
<ul style="list-style-type: none">• Scientific literature (completed)• Articles that have a primary focus on DATs for PWD• Articles discussing perspectives of caregivers, family members, or healthcare workers in relation to a PWD• Articles about people living in diverse settings including communities, hospitals or nursing homes, and all severities of dementia. We will not use age as a criterion.	<ul style="list-style-type: none">• Articles not in English or German• Articles that discuss dementia negligibly or with other comorbidities/health conditions• Articles that mention DATs briefly or as an insignificant part of a review• Pilot or feasibility studies that only report the implementation of an intervention• Book chapters, commentaries, conference proceedings, editorials, interviews, opinion pieces, proposals, reports, protocols, short news• Non-human studies

Screening, Data Extraction, and Analysis

The search results were extracted and uploaded onto a literature review software, Rayyan (www.rayyan.ai) for screening. From May to June 2023, authors CS and RV screened all eligible articles' titles and abstracts to determine their suitability for a full-text review according to the inclusion and exclusion criteria. Potential discrepancies were discussed between the authors and resolved through discussion and consensus. Author CS piloted the data extraction using five articles, checked and consulted by RV. An example of the data extraction form is described in **Error! Reference source not found.** A full-text review of the final sample of included studies was conducted by CS and further consolidated by RV. A critical appraisal of individual sources of evidence was not done for this scoping review.

A narrative synthesis accompanied with frequency analysis was performed of the included literature to present findings on (1) author locations, (2) study approach (3) type of article (4) study locations, (5) digital health technology (DHT) categories (see Coding Strategy), (6) target population, and (7) instruments measuring QOL. The QOL measures were initially evaluated according to the protocol [12]. Based on a pilot of the extraction of the articles, it became obvious that there was rarely one distinct "QOL instrument" used throughout all articles. However, these metrics were discovered to be excessively diverse and unsuitable to be reported consistently, leading to their omission. Instead, indirect outcomes, which also influence the QOL, were additionally recorded (e.g., activity instruments, cognitive status, rating of the individual's QOL, etc. [9]). Furthermore, the protocol outlined the analysis of the type of DATs and sensory distribution channels [12]. During the extraction of the

articles, it became evident that the type of DATs and sensory distribution channels wouldn't provide consistent reporting across the studies, and were instead replaced with DHT categories. Several studies discussed different DATs employing distinct sensory distribution channels, making it impossible to provide a uniform report, resulting in their exclusion.

Coding strategy

The codes for QOL measures/outcomes were generated by authors CS and RV based on thematic analysis [13]. The *Flanagan Quality of Life Scale* served as the basis for the code, which forms the general ideas about concepts for evaluating the QOL [16]. In addition, QOL scales such as QOL-AD, and DQOL were explored to identify relevant concepts for PWD [17]. Physical, social, and environmental concepts were also included to have a broader impact on QOL than just health-related QOL [18]. Ethical considerations were integrated into the coding strategy by drawing upon principles of biomedical ethics (i.e., dimensions such as autonomy, and dignity) [19]. Furthermore, it should be noted that the priorities of these principles may shift as an individual's dementia progresses. For instance, autonomy might be more important for individuals with mild dementia, while maintaining dignity becomes paramount for those with severe dementia. This consideration enabled providing a holistic overview of QOL dimensions across all stages of dementia, aligning with the evolving ethical dimensions of care. CS applied the codes to the articles using the ATLAS application (www.atlasti.com), and uncertainties were resolved by RV.

All the included studies were initially categorized using an inductively created classification scheme. However, it became apparent that this method was inadequate for representation purposes. Subsequently, the classification scheme was deductively realigned with the Digital Therapeutics (DTx) Alliance categories, and all the studies were reclassified accordingly.

The DTx Alliance introduced eight (industry- and admin-, healthcare provider, and patient-facing) DHT categories: *non-health system software/ digital health solutions, health system operational software, health system clinical software, health & wellness, patient monitoring, care support, digital diagnostics, and digital therapeutics* [14]. To apply these categories to the included studies, some of the definitions were adapted (see

Table for an adapted version of the definitions):

- Initially, the *patient monitoring* category exclusively monitored specific patient health data. However, in the context of this scoping review, location data was included as well to be able to classify studies that discuss tracking devices.
- Only studies explicitly mentioning self-management or similar concepts were assigned to the *care support* category. Otherwise, nearly all papers would qualify for this category, as they predominantly aim to assist patients in various ways.
- The criteria for the *digital therapeutics* category have been refined and a broader range of digital technologies was encompassed that generate and deliver medical interventions, while the initial definition pertained to "health software designed to treat or alleviate a specific disease or medical condition by generating and delivering a medical intervention" [14]. It is important to note that not all of them qualify as medical devices or products, and may not be subject to regulation based on the adapted definition for the purpose of this scoping review.

Table 2. The eight DHT categories with their adapted definitions and examples. Source: DTx Alliance (<https://dtxalliance.org>) [14], [15].

Industry and admin-facing	Healthcare providers facing	-	Patient-facing
---------------------------	-----------------------------	---	----------------

DHT Category	Non-health system software/DH solutions	Health system operational software	Health system clinical software	Health & wellness	Patient monitoring	Care support	Digital diagnostics	Digital therapeutics
Overview	Health Information Technology (HIT) and digital health (DH) solutions designed for stakeholders outside of the hospital and health system settings, such as pharma, medtech, insurances, employers and pharmacies.)	Enterprise HIT aimed at delivering benefits and facilitating support for non-clinical functions (i.e., operational and financial aspects).	Enterprise HIT and DH solutions designed to offer clinicians assistance in effectively managing their patient populations. Divided into four subcategories: clinical documentation & image archiving, communication support, clinical decisions support, and telehealth [15]	DH solutions that are not specific to any particular disease and primarily focus on capturing and storing general health information while encouraging and facilitating a healthy lifestyle, and do not deliver any medical interventions.	Digital solutions to monitor specific (health or location) data that can be interpreted by a physician to assist in decision making for a medical procedure, or informs a caregiver or family member.	Digital solutions created to assist patients in improving their self-management of a specific disease or medical condition. May offer recommendations, or information but they do not deliver medical treatments.	Verified digital tools and software that provide a diagnosis or prognosis for a particular disease or medical condition.	Any digital technology that address or mitigate a disease by generating and implementing a medical intervention.
Examples	Accounting Software, documentation tool for compliance.	Software for patient bed management, data & analytics platforms.	Platform for electronic medical records and clinical communications.	Motivational tools, health diaries.	Tracking devices detecting falls, GPS, wearables.	Static care support (medication tracker application), responsive care support.	Apps for dementia screening, algorithm returning a measure of Alzheimer's disease severity.	Robots, Apps, multimedia systems, Augmented Reality/ Virtual Reality.

Results

Search Findings

The search identified 6'083 records from the electronic databases. A total of 1'056 duplicates were identified and removed, leaving 5'027 articles and trial records to be screened. Title and abstract screening led to the exclusion of 4'560 records, resulting in 467 full texts that needed to be assessed for eligibility. Of these, 122 studies were included (see [Supplementary file 2](#)), and 345 were excluded for the following reasons: 72 did not focus only on PWD or their results could not be separated (wrong population), 69 had the wrong design, and 59 pursued wrong aims or outcomes, 42 were the wrong publication type or language (i.e., editorials, book chapters, protocols, news articles, non-English), 30 were only trial registry records, 26 could not be accessed, 25 were either pilot, feasibility

or usability studies which only tested the viability of intervention, 12 did not deal with QOL, and 10 did not include DATs. These are reported in the PRISMA flowchart in [INSERT] Figure 1.

[INSERT] Figure 1. PRISMA flow chart.

Characteristics of Included Studies

Scientific literature from 1 January 2013 to 17 May 2023 was included to capture the most recent findings. [INSERT] Figure 2 represents the number of articles published for each year in the date range included for this scoping review.

[INSERT] Figure 2. The graph displays the trend of the number of studies published per year.

The authors' location was collected for each study, ensuring unique country attribution per study while capturing all countries affiliated with each author. There were 180 entries recorded. The countries with the highest number of entries were the United Kingdom (n=38, 21.1%), Australia (n=17, 9.4%), the United States (n=14, 7.8%), Canada, China, and Norway (n=11, 6.1% each). Notably, European countries showed significant numbers of contributions, including Germany and the Netherlands (n=8, 4.4% each). Sweden and Italy (n=6, 3.3% each) and France (n=4, 2.2%). From the Asian and Oceania continent, contributions were made by Japan (n=6, 3.3% each), Taiwan and South Korea (n=5, 2.8% each), New Zealand and Singapore (n=3, 1.7% each), Pakistan and Qatar (n=2, 1.1% each), and India, Indonesia, and Malaysia (n=1, 0.6% each). From the African continent, there were only contributions from South Africa (n=4, 2.2%). Some countries, such as Brazil, Cyprus, Czech Republic, Denmark, Greece, Malta, Portugal, Spain, and Switzerland, had limited representation, with only 1-2 (0.6% respectively 1.1%) contributions each ([INSERT] Figure 3).

[INSERT] Figure 3. Distribution of the authors' locations. The countries are colored based on the number of country attribution, while encompassing all countries associated with each author.

A variety of study designs were used in the included studies ([INSERT] Figure 4), comprising of 56 (46%) reviews, 16 RCTs (13%), 15 (12%) case studies, 13 (11 %) intervention studies, 8 (6%) pilot or feasibility studies, 5 (4%) interviews/surveys, 5 (4%) trials, 2 (2%) cohort studies, and 2 (2%) observation studies.

In total, there were 36 (30%) quantitative studies, 52 (43%) qualitative studies, and 34 (28%) adopted a mixed-methods approach.

[INSERT] Figure 4. The distribution of the study designs.

The study locations were diverse with 73 different study locations identified. The highest number of studies were carried out in the UK (n=15, 20.5%), followed by Australia (n=9, 12.3%), the USA (n=7, 9.6%), Sweden (n=6, 8.2%), and Norway (n=5, 6.8%). Other locations included Canada, Italy, and the Netherlands (n=4, 5.5% each), Denmark and France (n=3, 4.1% each), and Japan and Taiwan (n=2, 2.7% each). There was one study (1.4%) each from China, Cyprus, Germany, Ghana, Greece, Korea, New Zealand, Singapore, and Spain. Within these locations, different study settings were utilized; home-based (n=25, 33.8%), residential care (n=10, 13.5%), long-term care and nursing homes (n=9, 12.2% each), daycare centres (n=7, 9.5%), community-based and hospital (n=4, 5.4% each), other care facilities, or memory clinics (n=3, 4.1% each), and a laboratory setting (n=1, 1.4%).

Diverse target groups of the included studies were identified, as presented in Table . As indicated in the review process and as part of the exclusion criteria, only research articles that could separate results for PWD from other comorbidities or conditions were included.

Table 3. The different target groups of the included studies sorted by number of studies. The frequency of each class is indicated (as number of studies), along with the corresponding references.

Target population of the included studies	Number of studies	References
---	-------------------	------------

PWD	72 (59%)	[20]–[91]
PWD and caregivers	31 (25.4%)	[92]–[121]
PWD and MCI patients	4 (3.3%)	[122]–[125]
PWD and healthy adults	4 (3.3%)	[126]–[129]
PWD, caregiver, and stakeholders	3 (2.5%)	[130]–[132]
Diverse stakeholders	2 (1.6%)	[133], [134]
PWD with chronic pain	1 (0.8%)	[135]
PWD, MCI patients, and cognitive impairments	1 (0.8%)	[136]
PWD, MCI patients, and caregivers	1 (0.8%)	[137]
PWD, MCI patients, and healthy adults	1 (0.8%)	[138]
PWD and psychiatric disorders	1 (0.8%)	[139]
PWD and Parkinson’s disease patients	1 (0.8%)	[140]

Characteristics of DATs

Categories of DATs

The DATs of the 122 included studies underwent classification into the DHT categories provided by the DTx Alliance [14]. Some studies discussed different DATs and therefore were assigned to multiple categories due to their varying applicability (see Table).

Table 4. The different classes of DATs. The frequency of each category is indicated, along with the corresponding references.

DHT Category	Number of assigned DATS	References
Non-health system software/DH Solutions	0	-
Health system operational software	0	-
Health system clinical software	1 (0.7%)	[92]
Health & wellness	0	0
Patient monitoring	30 (20.8%)	[21], [25], [38]–[40], [46], [50], [51], [55], [61], [89], [93]–[95], [97], [100], [101], [103], [105], [107], [108], [111], [120]–[123], [125], [132], [137], [141]
Care support	2 (1.4%)	[53], [95]
Digital diagnostics	2 (1.4%)	[21], [95]
Digital therapeutics	109 (75.7%)	[20]–[45], [47]–[82], [84]–[88], [90], [91], [93]–[100], [102], [104], [105], [107], [109]–[119], [123]–[131], [133]–[136], [138]–[141]
Total	144	

Qualitative aspects of QOL

Positive impact of DATs on QOL dimensions

Through qualitative analysis of the included studies, recurring themes were identified that reflect the different aspects of how DATs influence QOL for PWD: preserving autonomy, engagement and social interaction, health monitoring and promotion, improving activities of daily living (ADL), improving cognition, maintaining dignity, managing behavioral and psychological symptoms of dementia (BPSD), and safety/ surveillance (Table 1). These concepts can influence each other, and it is possible for a single DAT to simultaneously have multiple effects. In the following sections, these impacts will be discussed in more detail based on the analysis of the included studies.

Table 1. Overview of the different DHT categories with the various impacts on QOL and their frequency and references.

Classes of digital assistive technology	Total number of studies	Preserving Autonomy	Engagement and social interaction	Health monitoring and promotion	Improving ADL	Improving cognition	Maintain dignity	Managing BPSD	Safety / Surveillance
Health system clinical software	1 [92]	-	-	1 [92]	-	-	-	-	-
Patient monitoring	30 [21], [25], [38]–[40], [46], [50], [51], [55], [61], [89], [93]–[95], [97], [100], [101], [103], [105], [107], [108], [111], [120]–[123], [125], [132], [137], [141]	26 [25], [38], [39], [46], [50], [51], [61], [93]–[95], [100], [101], [103], [105]–[108], [111], [120]–[123], [125], [132], [137], [141]	1 [123]	8 [21], [38], [39], [95], [103], [111], [123], [125]	9 [46], [51], [94], [100], [105], [106], [122], [123], [137]	1 [137]	4 [39], [50], [107], [125]	5 [46], [51], [93], [123], [137]	29 [21], [25], [38]–[40], [46], [50], [51], [61], [89], [93]–[95], [97], [100], [101], [105]–[108], [111], [120]–[123], [125], [132], [137], [141]
Care support	2 [53], [95]	2 [53], [95]	2 [53], [95]	-	2 [53], [95]	2 [53], [95]	-	-	1 [95]
Digital diagnostics	2 [21], [95]	-	-	-	-	-	-	-	-
Digital therapeutics	109 [20]–[45], [47]–[82], [84]–[88], [90], [91], [93]–[100], [102], [104], [105], [107], [109]–[119], [123]–[131], [133]–[136], [138]–[141]	38 [21], [22], [25], [30], [32], [33], [38], [39], [49]–[51], [53], [56], [60], [61], [64], [70], [80]–[82], [86], [91], [93]–[95], [100], [104], [105], [107], [109]–[111], [114], [123], [125], [131], [138], [141]	62 [20], [23], [26], [28], [29], [34]–[38], [40]–[42], [45], [53]–[55], [57], [59], [60], [62]–[64], [66]–[68], [70], [72], [73], [76]–[80], [82], [84], [85], [87], [88], [90], [91], [96], [100], [102], [109], [112]–[114], [116], [118], [123], [127], [129]–[131], [133]–[136], [138], [139], [141]	2 [80], [111]	41 [21], [22], [25], [30], [32], [33], [36], [44], [49]–[51], [53], [56], [60], [66], [69], [70], [73], [80]–[82], [86], [87], [91], [93]–[95], [98], [100], [104], [105], [107], [109]–[111], [114], [116], [117], [123], [124], [138]	33 [21], [23]–[26], [38], [39], [41], [44], [51], [53], [55], [58], [60], [61], [64], [65], [67], [69], [70], [72], [74], [76], [87], [93], [95], [98]–[100], [123], [124], [134], [138]	13 [25], [39], [50], [80], [82], [85], [91], [102], [107], [110], [118], [125], [129]	63 [23], [24], [26]–[30], [34]–[36], [38], [40]–[45], [47], [48], [51], [52], [57], [61]–[63], [65], [67], [69]–[79], [84], [85], [88], [90], [91], [93], [95], [98], [99], [102], [104], [115], [116], [123], [125]–[129], [133]–[136], [139], [140]	16 [32], [38], [39], [41], [50], [51], [60], [61], [80], [94], [95], [97], [100], [110], [111], [141]
Total number of classifications	144	50	64	10	45	34	13	64	34

Preserving Autonomy

Autonomy can be understood as an individual's ability to be involved in decision-making, consent, receiving treatment or intervention (i.e., to choose and act independently without coercion) [19]. Within healthcare, the preservation of autonomy has emerged as a significant topic, most importantly known as the principle of respect for autonomy. DATs can be seen as a useful tool for promoting autonomy and, therefore, positively contributing to PWD's lives. The use of DATs is intended to increase the capacity of an individual to participate in decision-making [122], [101] and promote independent living, and enable aging-in-place [39].

From 50 of the included studies, the following were used to promote autonomy: *patient monitoring* [25], [38], [39], [46], [50], [51], [61], [93]–[95], [100], [101], [103], [105]–[108], [111], [120]–[123], [125], [132], [137], [141], *care support* [53], [95] and *digital therapeutics* [21], [22], [25], [30], [32], [33], [38], [39], [49]–[51], [53], [56], [60], [61], [64], [70], [80]–[82], [86], [91], [93]–[95], [100], [104], [105], [107], [109]–[111], [114], [123], [125], [131], [138], [141]. Resilience was also mentioned as a significant factor contributing to enhanced autonomy [41], [62], [129], [130].

Engagement and social interaction

The topic of engagement and social interaction was highlighted in 64 studies. They differentiated between cases where DATs increased social interaction [20], [28], [29], [34], [35], [38], [41], [45], [54], [59], [64], [70], [72], [80], [82], [83], [85], [100], [102], [112], [113], [123], [129], [131], [133], [134] and fostered higher engagement (i.e., in therapy settings) [23], [26], [29], [34], [36]–[38], [40]–[42], [45], [53]–[55], [57], [60], [62], [63], [66]–[68], [70], [73], [76]–[79], [84], [85], [87], [88], [90], [91], [96], [100], [109], [112], [114], [116], [118], [122], [127], [130], [131], [133], [135], [136], [138], [139], [141].

62 of the included studies demonstrated that *digital therapeutics* play a significant role in promoting social interaction and engagement [20], [23], [26], [28], [29], [34]–[38], [40]–[42], [45], [53]–[55], [57], [59], [60], [62]–[64], [66]–[68], [70], [72], [73], [76]–[80], [82], [84], [85], [87], [88], [90], [91], [96], [100], [102], [109], [112]–[114], [116], [118], [123], [127], [129]–[131], [133]–[136], [138], [139], [141], including other DATs from the *patient monitoring* [123] and *care support categories* [53], [95].

Health monitoring and promotion

Health monitoring refers to monitoring bodily functions and reporting their states or imbalances. 10 studies reported using DATs to monitor and promote health for PWD [21], [38], [39], [80], [92], [95], [103], [111], [123], [125]. This was achieved, for example, through social assistive robots [80] and wearables [103], including wristwatches that measure movement, skin temperature, and pulses [111].

Improving activities of daily living (ADL)

DATs support PWD in maintaining or regaining their ability to perform activities of daily living (ADL) such as meal preparation, managing medication or communication. 45 of the included studies highlight this field's broad spectrum of possibilities, for instance, they range from the implementation of interventions from the *patient monitoring* category [46], [51], [94], [100], [105], [106], [122], [123], [137], *care support* [53], [95], to *digital therapeutics* [21], [22], [25], [30], [32], [33], [36], [44], [49]–[51], [53], [56], [60], [66], [69], [70], [73], [80]–[82], [86], [87], [91], [93]–[95], [98], [100], [104], [105], [107], [109]–[111], [114], [116], [117], [123], [124], [138].

Improving cognition

The varied application of DATs can enhance cognitive abilities, as indicated by 34 studies. They demonstrated that *patient monitoring* [137], *care support* [53], [95], *digital therapeutics* [21], [23]–[26], [38], [39], [41], [44], [51], [53], [55], [58], [60], [61], [64], [65], [67], [69], [70], [72], [74], [76], [87], [93], [95], [98]–[100], [123], [124], [134], [138] can lead to improvements in cognitive functioning.

Maintaining dignity

In contrast to autonomy, dignity refers to the ability to preserve self-respect and personhood, while being recognized and valued in society, and discussed in 13 studies using diverse DAT categories: *digital therapeutics* [39],

[50], [107], [125] and *patient monitoring* [25], [39], [50], [80], [82], [85], [91], [102], [107], [110], [118], [125], [129]. These categories are specifically designed to uphold and promote aging in place, as demonstrated in the review of Gettel et al. [39], by the use of pet robots to maintain the resident's dignity and self-worth [102].

Managing Behavioral and Psychological Symptoms of Dementia (BPSD)

There are 12 behavioral and psychological symptoms of dementia (BPSD), which include aberrant motor behavior, agitation, anxiety, apathy, appetite changes, delusions, depression, disinhibition, elation/euphoria, hallucinations, irritability, and sleep changes [142]. Different BPSD symptoms were shown to be managed by DATs in 64 studies through *digital therapeutics* [23], [24], [26]–[30], [34]–[36], [38], [40]–[45], [47], [48], [51], [52], [57], [61]–[63], [65], [67], [69]–[79], [84], [85], [88], [90], [91], [93], [95], [98], [99], [102], [104], [115], [116], [123], [125]–[129], [133]–[136], [139], [140] or by *patient monitoring* devices [30], [34], [36], [63], [76], [95], [115]. All the DATs were reported to have a positive effect on BPSD.

Safety/Surveillance

34 of the included studies demonstrated that DATs can enhance the safety of PWD, for instance through *patient monitoring* [21], [25], [38]–[40], [46], [50], [51], [61], [89], [93]–[95], [97], [100], [101], [105]–[108], [111], [120]–[123], [125], [132], [137], [141], *care support* [95], and *digital therapeutics* [32], [38], [39], [41], [50], [51], [60], [61], [80], [94], [95], [97], [100], [110], [111], [141].

Negative impacts of DATs on QOL dimensions

Among the included studies, 18 studies reported negative impacts of DATs on the QOL [24], [43], [50], [52], [60], [70], [73], [79], [80], [88], [91], [104], [109], [114], [120], [125], [129], [138]. These negative impacts included increased anxiety [73], [91], [129], worsened agitation [43], concerns about negative consequences [70], confusion [60], worsened BPSD [43], [60], [100], increased hallucinations and decreased mood [60], anxiety towards the technology [72], [91], [129], as well as aggression, rejection or disliking the technology [129].

Instruments measuring the QOL

As demonstrated, DATs can diversely impact aspects of QOL. It was observed that numerous studies employ specific measures to assess these impacts, which can manifest in various forms. During the charting process, 33 studies revealed the utilization of different units of measurement in this context. In 18 studies, the *Quality of Life in Alzheimer's Disease Scale (QOL-AD)* was utilized [25], [28], [30], [41], [43], [44], [52], [62], [65], [67], [70], [73], [85], [90], [91], [125], [130], [136], and in 11 studies the *Quality of Life in Late-Stage Dementia scale (QUALID)* [27], [35], [41], [43], [61], [73], [85], [91], [104], [126], [136]. Additionally, the *self-reported Dementia Quality of Life measure (DEMqoL)* was employed in 4 studies [73], [92], [104], [112], the *Dementia Quality of Life Instrument (DQoL)* in 3 studies [41], [61], [93], the *EQ-5D-5L* in 3 studies [99], [104], [110]. Other measuring instruments were used only once in each case: *Quality of Life (GQL8)* [124], *Quality of Life for People with Dementia (QUALIDEM)* [41], *Quality of Life Alzheimer's disease (QoL) scale* [98], *SF-36 quality of life instrument* [103], *Cantril QoL ladder* [63], *Carer-QoL-7D* [112], *EUROHIS-QoL-8 and EuroQoL 5 Dimension Questionnaire* [91].

Discussion

This scoping review identified 122 studies published between January 2013 and May 2023. The studies encompassed a range of diverse study designs, with the most prevalent category being reviews, constituting 56 of the total. This was followed by 16 RCTs and 15 case studies, representing the three most common study types. The origin countries of the authors exhibited a wide diversity, as did the locations where the studies were conducted. Among the identified studies, 72 focused on PWD as the target group. Subsequently, 30 studies concentrated on PWD and caregivers. The remaining studies explored various combinations, including examining and comparing PWD and other medical conditions or including other stakeholders in the analysis.

DATs were categorized into the *DTx Alliance* categories, with the largest category being *digital therapeutics* (n=109), followed by *patient monitoring* (n=30), *digital diagnostics* (n=2), *care support* (n=2), and *health system clinical software* (n=1). This distribution can be attributed to the search strategy, which specifically targeted DATs with a therapeutic focus.

This review highlights that DATs have the potential to impact the QOL of PWD in several identified thematic areas: preserving autonomy, engagement, social interaction, health monitoring and promotion, improving ADL, cognition, maintaining dignity, managing BPSD, and safety/surveillance. The different categories of DATs can provide diverse forms of support to PWD across these thematic areas, enhancing their overall QOL. DATs help PWD to age in place, live independently, and maintain their dignity, especially when supported by DATs that help PWD keep or regain their ability to engage in daily activities. DATs were also shown to help promote health by tracking bodily functions, and encouraging engagement and social contact. Overall, impacts could be seen on individual's cognitive abilities, to manage BPSD, and improvements to their general well-being and safety.

However, in a few instances, negative impacts of DATs on the QOL of PWD were also identified. For example, worsened BPSD, worries about negative results, anxiety and aggression towards the technology, or disliking the technology.

In addition to the qualitative impacts, various quantitative quality-of-life instruments were examined. It was found that 12 different instruments were utilized across 18 of the included studies. The most frequently employed instrument was the *Quality of Life in Alzheimer's Disease Scale (QOL-AD)*. Furthermore, it was observed that DATs are utilized to support therapy [61], and can serve as therapeutic tools to even constitute a distinct form of therapy in themselves [23].

Strengths and Limitations

This scoping review first attempted to provide an extensive overview of various DATs and their impact on the QOL for PWD. A comprehensive search strategy was implemented to achieve this, covering five electronic databases over a decade. However, considering the rapidly expanding landscape of DATs and the exclusion of conference proceedings, book chapters, pilot and feasibility studies, it is conceivable that this scoping review might overlook ongoing or planned studies that could shed light on alternative DATs or different impacts on QOL.

Conducting a scoping review instead of a systematic review has its limitations. In this approach, an assessment of the quality of the included studies or an evaluation of intervention effectiveness needs to be incorporated. Therefore the validity of interventions on their measured outcomes may present bias or need to be better analyzed and reported in included studies. The search strategy prioritized patient-facing DATs, thereby introducing a potential bias that elucidates the high predominance of *digital therapeutics* in the included literature.

Nonetheless, due to the restricted availability of evaluative research in this domain, the primary objective was to explore the impact of digital assistive technologies on the QOL for PWD.

Conclusion

A variety of DATs are available, offering versatile applications and holding the potential to serve as promising instruments for enhancing the QOL among PWD. Further research must be conducted to examine the ongoing developments in DATs and their increasing impact on QOL, including their long-term effects, and a deeper conceptual understanding of how certain interventions correlate to improving QOL. Moreover, future research could consider placing a particular emphasis on the less-represented DHT categories, such as *care support*, *health & wellness* or *software*. Digital innovations offer significant potential in addressing the global increase in the elderly population and revolutionizing various aspects of elderly care [4]. Considering future research directions, for example in the context of voice assistants and advancements in large language models (LLM) [143], [144], would be of importance, as they facilitate the development of an interface that is more intuitive and natural, without demanding a high degree of dexterity.

Funding

This research received no specific grant from any funding agency in the public, commercial or not-for-profit sectors

Conflict of Interest

MN and TK are affiliated with the Centre for Digital Health Interventions (CDHI), a joint initiative of the Institute for Implementation Science in Health Care, University of Zurich, the Department of Management, Technology, and Economics at ETH Zurich, and the Institute of Technology Management and School of Medicine at the University of St.Gallen. CDHI is funded in part by CSS, a Swiss health insurer. TK is also a co-founder of Pathmate Technologies, a university spin-off company that creates and delivers digital clinical pathways. However, neither CSS nor Pathmate Technologies was involved in this research. All other authors declare no conflict of interest.

Author contributions

All authors have made substantial intellectual contributions to developing this scoping review and its revisions. The search question was conceptualized by TK and RV, and further developed by CS. The review approach and design were conceptualized by RV, with advice from TK. CS and RV developed and tested search terms with input and revisions from TK. CS and RV jointly screened all the studies resulting from the search strategy. CS conducted the full-text data extraction, with RV, MN, and TK reviewing and providing consultation. CS drafted the first manuscript, and all authors were involved in the revision of the manuscript. All authors approved the final version of the manuscript.

References

- [1] World Health Organization, "Dementia," Mar. 15, 2023. Accessed: May 15, 2023. [Online]. Available: <https://www.who.int/news-room/fact-sheets/detail/dementia#:~:text=Worldwide%2C%20around%2050%20million%20people,dependency%20among%20older%20people%20worldwide>
- [2] B. M. Koo and L. M. Vizer, "Examining Mobile Technologies to Support Older Adults With Dementia Through the Lens of Personhood and Human Needs: Scoping Review," *JMIR Mhealth Uhealth*, vol. 7, no. 11, p. e15122, Nov. 2019, doi: 10.2196/15122.
- [3] Association for the Advancement of Assistive Technology in Europe, "Association for the Advancement of Assistive Technology in Europe." [Online]. Available: www.aaate.net
- [4] C. Chen, S. Ding, and J. Wang, "Digital health for aging populations," *Nat Med*, vol. 29, no. 7, pp. 1623–1630, Jul. 2023, doi: 10.1038/s41591-023-02391-8.
- [5] M. Ehn, M. X. Richardson, S. Landerdahl Stridsberg, K. Redekop, and S. Wamala-Andersson, "Mobile Safety Alarms Based on GPS Technology in the Care of Older Adults: Systematic Review of Evidence Based on a General Evidence Framework for Digital Health Technologies," *J Med Internet Res*, vol. 23, no. 10, p. e27267, Oct. 2021, doi: 10.2196/27267.
- [6] P. A. Kelly *et al.*, "The effect of PARO robotic seals for hospitalized patients with dementia: A feasibility study," *Geriatr Nurs (Minneap)*, vol. 42, no. 1, pp. 37–45, Jan. 2021, doi: 10.1016/j.gerinurse.2020.11.003.
- [7] H. Lee, M. A. Chung, H. Kim, and E. W. Nam, "The Effect of Cognitive Function Health Care Using Artificial Intelligence Robots for Older Adults: Systematic Review and Meta-analysis," *JMIR Aging*, vol. 5, no. 2, p. e38896, Jun. 2022, doi: 10.2196/38896.
- [8] L. Appel *et al.*, "Virtual reality to promote wellbeing in persons with dementia: A scoping review," *J Rehabil Assist Technol Eng*, vol. 8, p. 205566832110539, Jan. 2021, doi: 10.1177/20556683211053952.
- [9] A. N. De Vito, R. J. Sawyer, A. LaRoche, B. Arredondo, B. Mizuki, and C. Knoop, "Acceptability and Feasibility of a Multicomponent Telehealth Care Management Program in Older Adults With Advanced Dementia in a Residential Memory Care Unit," *Gerontol Geriatr Med*, vol. 6, p. 233372142092498, Jan. 2020, doi: 10.1177/2333721420924988.
- [10] H. Arksey and L. O'Malley, "Scoping studies: Towards a methodological framework," *International Journal of Social Research Methodology: Theory and Practice*, vol. 8, no. 1, pp. 19–32, Feb. 2005, doi: 10.1080/1364557032000119616.

- [11] A. C. Tricco *et al.*, "PRISMA extension for scoping reviews (PRISMA-ScR): Checklist and explanation," *Annals of Internal Medicine*, vol. 169, no. 7. American College of Physicians, pp. 467–473, Oct. 02, 2018. doi: 10.7326/M18-0850.
- [12] C. Schneider, T. Kowatsch, and R. Vinay, "Protocol for a scoping review of the impact of digital assistive technologies on the quality of life for people with dementia", doi: 10.1101/2023.06.23.23291806.
- [13] V. Braun and V. Clarke, "Using thematic analysis in psychology," *Qual Res Psychol*, vol. 3, no. 2, pp. 77–101, 2006, doi: 10.1191/1478088706qp063oa.
- [14] DTx Alliance, "Digital Health Technology Ecosystem Categorization What Are Digital Health Technologies?" [Online]. Available: www.dtxalliance.org
- [15] B. Wade, J. Abraham, and M. Coder, "Health Advances, LLC Classification of Digital Health Technologies," 2023.
- [16] C. S. Burckhardt and K. L. Anderson, "The Quality of Life Scale (QOLS): Reliability, Validity, and Utilization Quality of Life Scale QOLS chronic illness outcomes quality of life evaluation Why assess Quality of Life in chronic illness? What does the Quality of Life Scale (QOLS) measure?," 2003. [Online]. Available: <http://www.hqlo.com/content/1/1/60>
- [17] A. Wolak-Thierry, J. L. Novella, C. Barbe, I. Morrone, R. Mahmoudi, and D. Jolly, "Comparison of QoL-AD and DQoL in elderly with Alzheimer's disease," *Aging Ment Health*, vol. 19, no. 3, pp. 274–278, Mar. 2015, doi: 10.1080/13607863.2014.927822.
- [18] W. Jing, R. Willis, and Z. Feng, "Factors influencing quality of life of elderly people with dementia and care implications: A systematic review," *Archives of Gerontology and Geriatrics*, vol. 66. Elsevier Ireland Ltd, pp. 23–41, Sep. 01, 2016. doi: 10.1016/j.archger.2016.04.009.
- [19] T. L. Beauchamp and J. F. Childress, *Principles of Biomedical Ethics*, 6th ed. New York: Oxford University Press, 2009.
- [20] Z. Su *et al.*, "6G and Artificial Intelligence Technologies for Dementia Care: Literature Review and Practical Analysis," *Journal of Medical Internet Research*, vol. 24, no. 4. JMIR Publications Inc., Apr. 01, 2022. doi: 10.2196/30503.
- [21] K. Yousaf *et al.*, "A comprehensive study of mobile-health based assistive technology for the healthcare of dementia and Alzheimer's disease (AD)," *Health Care Manag Sci*, vol. 23, no. 2, pp. 287–309, Jun. 2020, doi: 10.1007/s10729-019-09486-0.
- [22] V. Perilli *et al.*, "A computer-aided telephone system to enable five persons with Alzheimer's disease to make phone calls independently," *Res Dev Disabil*, vol. 34, no. 6, pp. 1991–1997, Jun. 2013, doi: 10.1016/j.ridd.2013.03.016.
- [23] N. M. D'Cunha *et al.*, "A mini-review of virtual reality-based interventions to promote well-being for people living with dementia and mild cognitive impairment," *Gerontology*, vol. 65, no. 4. S. Karger AG, pp. 430–440, Jul. 01, 2019. doi: 10.1159/000500040.
- [24] A. Liang *et al.*, "A Pilot Randomized Trial of a Companion Robot for People With Dementia Living in the Community," *J Am Med Dir Assoc*, vol. 18, no. 10, pp. 871–878, Oct. 2017, doi: 10.1016/j.jamda.2017.05.019.
- [25] J. Daly Lynn, J. Rondón-Sulbarán, E. Quinn, A. Ryan, B. McCormack, and S. Martin, "A systematic review of electronic assistive technology within supporting living environments for people with dementia," *Dementia*, vol. 18, no. 7–8, pp. 2371–2435, Nov. 2019, doi: 10.1177/1471301217733649.
- [26] N. Rouaix, L. Retru-Chavastel, A. S. Rigaud, C. Monnet, H. Lenoir, and M. Pino, "Affective and engagement issues in the conception and assessment of a robot-assisted psychomotor therapy for persons with dementia," *Front Psychol*, vol. 8, no. JUN, Jun. 2017, doi: 10.3389/fpsyg.2017.00950.
- [27] S. Park *et al.*, "Animal-assisted and pet-robot interventions for ameliorating behavioral and psychological symptoms of dementia: A systematic review and meta-analysis," *Biomedicines*, vol. 8, no. 6. MDPI AG, Jun. 01, 2020. doi: 10.3390/BIOMEDICINES8060150.
- [28] E. Shoesmith, C. Surr, and E. Ratschen, "Animal-assisted and robotic animal-assisted interventions within dementia care: A systematic review," *Dementia*, vol. 22, no. 3. SAGE Publications Ltd, pp. 664–693, Apr. 01, 2023. doi: 10.1177/14713012231155985.
- [29] N. K. Aarskog, I. Hunskaar, and F. Bruvik, "Animal-Assisted Interventions With Dogs and Robotic Animals for Residents With Dementia in Nursing Homes: A Systematic Review," *Phys Occup Ther Geriatr*, vol. 37, no. 2, pp. 77–93, Apr. 2019, doi: 10.1080/02703181.2019.1613466.

- [30] S. Cunningham *et al.*, “Assessing Wellbeing in People Living with Dementia Using Reminiscence Music with a Mobile App (Memory Tracks): A Mixed Methods Cohort Study,” *J Healthc Eng*, vol. 2019, 2019, doi: 10.1155/2019/8924273.
- [31] H. G. Van der Roest, J. Wenborn, C. Pastink, R. M. Dröes, and M. Orrell, “Assistive technology for memory support in dementia,” *Cochrane Database of Systematic Reviews*, vol. 2017, no. 6. John Wiley and Sons Ltd, Jun. 11, 2017. doi: 10.1002/14651858.CD009627.pub2.
- [32] J. Berrett, A. de Kruiff, S. Pedell, and A. Reilly, “Augmented assistive technology: the importance of tailoring technology solutions for people living with dementia at home,” *International Journal of Human Computer Studies*, vol. 165, Sep. 2022, doi: 10.1016/j.ijhcs.2022.102852.
- [33] H. Imbeault, F. Langlois, C. Bocti, L. Gagnon, and N. Bier, “Can people with Alzheimer’s disease improve their day-to-day functioning with a tablet computer?,” *Neuropsychol Rehabil*, vol. 28, no. 5, pp. 779–796, Jul. 2018, doi: 10.1080/09602011.2015.1133431.
- [34] K. B. Budak *et al.*, “Can technology impact loneliness in dementia? A scoping review on the role of assistive technologies in delivering psychosocial interventions in long-term care,” *Disability and Rehabilitation: Assistive Technology*. Taylor and Francis Ltd., 2021. doi: 10.1080/17483107.2021.1984594.
- [35] N. Joranson, I. Pedersen, A. M. M. Rokstad, and C. Ihleak, “Change in quality of life in older people with dementia participating in Paro-activity: a cluster-randomized controlled trial,” *J Adv Nurs*, vol. 72, no. 12, pp. 3020–3033, Dec. 2016, doi: 10.1111/jan.13076.
- [36] F. Y. Leng, D. Yeo, S. George, and C. Barr, “Comparison of iPad applications with traditional activities using person-centred care approach: Impact on well-being for persons with dementia,” *Dementia*, vol. 13, no. 2, pp. 265–273, 2014, doi: 10.1177/1471301213494514.
- [37] Y. Feng, G. Perugia, S. Yu, E. I. Barakova, J. Hu, and G. W. M. Rauterberg, “Context-Enhanced Human-Robot Interaction: Exploring the Role of System Interactivity and Multimodal Stimuli on the Engagement of People with Dementia,” *Int J Soc Robot*, vol. 14, no. 3, pp. 807–826, Apr. 2022, doi: 10.1007/s12369-021-00823-4.
- [38] M. R. Lima *et al.*, “Conversational Affective Social Robots for Ageing and Dementia Support,” *IEEE Trans Cogn Dev Syst*, vol. 14, no. 4, pp. 1378–1397, Dec. 2022, doi: 10.1109/TCDS.2021.3115228.
- [39] C. J. Gettel, K. Chen, and E. M. Goldberg, “Dementia Care, Fall Detection, and Ambient-Assisted Living Technologies Help Older Adults Age in Place: A Scoping Review,” *Journal of Applied Gerontology*, vol. 40, no. 12. SAGE Publications Inc., pp. 1893–1902, Dec. 01, 2021. doi: 10.1177/07334648211005868.
- [40] D. K. Y. Chan, L. K. M. Chan, Y. M. Kuang, M. N. V. Le, and B. Celler, “Digital care technologies in people with dementia living in long-term care facilities to prevent falls and manage behavioural and psychological symptoms of dementia: a systematic review,” *European Journal of Ageing*, vol. 19, no. 3. Springer Science and Business Media B.V., pp. 309–323, Sep. 01, 2022. doi: 10.1007/s10433-021-00627-5.
- [41] H. K. Rai, D. Kernaghan, L. Schoonmade, K. J. Egan, and A. M. Pot, “Digital Technologies to Prevent Social Isolation and Loneliness in Dementia: A Systematic Review,” *Journal of Alzheimer’s Disease*, vol. 90, no. 2. IOS Press BV, pp. 513–528, 2022. doi: 10.3233/JAD-220438.
- [42] W. Moyle *et al.*, “Effect of a robotic seal on the motor activity and sleep patterns of older people with dementia, as measured by wearable technology: A cluster-randomised controlled trial,” *Maturitas*, vol. 110, pp. 10–17, Apr. 2018, doi: 10.1016/j.maturitas.2018.01.007.
- [43] Y. C. Ong, A. Tang, and W. Tam, “Effectiveness of robot therapy in the management of behavioural and psychological symptoms for individuals with dementia: A systematic review and meta-analysis,” *Journal of Psychiatric Research*, vol. 140. Elsevier Ltd, pp. 381–394, Aug. 01, 2021. doi: 10.1016/j.jpsychires.2021.05.077.
- [44] I. D. Saragih, S. I. Tonapa, T. L. Sun, L. Chia-Ju, and B. O. Lee, “Effects of robotic care interventions for dementia care: A systematic review and meta-analysis randomised controlled trials,” *Journal of Clinical Nursing*, vol. 30, no. 21–22. John Wiley and Sons Inc, pp. 3139–3152, Nov. 01, 2021. doi: 10.1111/jocn.15856.
- [45] Y. Feng, E. I. Barakova, S. Yu, J. Hu, and G. W. Matthias Rauterberg, “Effects of the level of interactivity of a social robot and the response of the augmented reality display in contextual interactions of people with dementia,” *Sensors (Switzerland)*, vol. 20, no. 13, pp. 1–12, Jul. 2020, doi: 10.3390/s20133771.
- [46] A. Olsson, M. Engström, P. Åsenlöf, K. Skovdahl, and C. Lampic, “Effects of Tracking Technology on Daily Life of Persons with Dementia: Three Experimental Single-Case Studies,” *Am J Alzheimers Dis Other Demen*, vol. 30, no. 1, pp. 29–40, Feb. 2015, doi: 10.1177/1533317514531441.

- [47] N. Joranson, C. Olsen, G. Calogiuri, C. Ihlebæk, and I. Pedersen, "Effects on sleep from group activity with a robotic seal for nursing home residents with dementia: A cluster randomized controlled trial," *Int Psychogeriatr*, vol. 33, no. 10, pp. 1045–1056, Oct. 2021, doi: 10.1017/S1041610220001787.
- [48] N. Jøranson, I. Pedersen, A. M. M. Rokstad, and C. Ihlebæk, "Effects on Symptoms of Agitation and Depression in Persons With Dementia Participating in Robot-Assisted Activity: A Cluster-Randomized Controlled Trial," *J Am Med Dir Assoc*, vol. 16, no. 10, pp. 867–873, Oct. 2015, doi: 10.1016/j.jamda.2015.05.002.
- [49] H. Imbeault *et al.*, "Electronic organiser and Alzheimer's disease: Fact or fiction?," *Neuropsychol Rehabil*, vol. 24, no. 1, pp. 71–100, Jan. 2014, doi: 10.1080/09602011.2013.858641.
- [50] C. Löbe and H. AboJabel, "Empowering people with dementia via using intelligent assistive technology: A scoping review," *Archives of Gerontology and Geriatrics*, vol. 101. Elsevier Ireland Ltd, Jul. 01, 2022. doi: 10.1016/j.archger.2022.104699.
- [51] C. S. Kruse, J. Fohn, G. Umunnakwe, K. Patel, and S. Patel, "Evaluating the facilitators, barriers, and medical outcomes commensurate with the use of assistive technology to support people with dementia: A systematic review literature," *Healthcare (Switzerland)*, vol. 8, no. 3. MDPI AG, 2020. doi: 10.3390/healthcare8030278.
- [52] W. Moyle *et al.*, "Exploring the effect of companion robots on emotional expression in older adults with dementia: a pilot randomized controlled trial," 2013.
- [53] A. R. Lee, E. V. Gerritzen, O. McDermott, and M. Orrell, "Exploring the role of web-based interventions in the self-management of dementia: Systematic review and narrative synthesis," *Journal of Medical Internet Research*, vol. 23, no. 7. JMIR Publications Inc., Jul. 01, 2021. doi: 10.2196/26551.
- [54] N. Jøranson, I. Pedersen, A. M. M. Rokstad, G. Aamodt, C. Olsen, and C. Ihlebæk, "Group activity with Paro in nursing homes: Systematic investigation of behaviors in participants," *Int Psychogeriatr*, vol. 28, no. 8, pp. 1345–1354, Aug. 2016, doi: 10.1017/S1041610216000120.
- [55] J. Strong, "Immersive Virtual Reality and Persons with Dementia: A Literature Review," *J Gerontol Soc Work*, vol. 63, no. 3, pp. 209–226, Apr. 2020, doi: 10.1080/01634372.2020.1733726.
- [56] H. Imbeault *et al.*, "Impact of AP@LZ in the daily life of three persons with Alzheimer's disease: long-term use and further exploration of its effectiveness," *Neuropsychol Rehabil*, vol. 28, no. 5, pp. 755–778, Jul. 2018, doi: 10.1080/09602011.2016.1172491.
- [57] H. Bradwell, K. J. Edwards, R. Winnington, S. Thill, V. Allgar, and R. B. Jones, "Implementing Affordable Socially Assistive Pet Robots in Care Homes Before and During the COVID-19 Pandemic: Stratified Cluster Randomized Controlled Trial and Mixed Methods Study," *JMIR Aging*, vol. 5, no. 3, Jul. 2022, doi: 10.2196/38864.
- [58] S. Dada, C. van der Walt, A. A. May, and J. Murray, "Intelligent assistive technology devices for persons with dementia: A scoping review," *Assistive Technology*, 2021, doi: 10.1080/10400435.2021.1992540.
- [59] C. Samuelsson, U. Ferm, and A. Ekström, "'It's Our Gang' - Promoting Social Inclusion for People with Dementia by Using Digital Communication Support in a Group Activity," *Clin Gerontol*, vol. 44, no. 4, pp. 418–429, 2021, doi: 10.1080/07317115.2020.1795037.
- [60] A. Flynn *et al.*, "Key Stakeholders' Experiences and Perceptions of Virtual Reality for Older Adults Living With Dementia: Systematic Review and Thematic Synthesis," *JMIR Serious Games*, vol. 10, no. 4. JMIR Publications Inc., Dec. 01, 2022. doi: 10.2196/37228.
- [61] D. Sanders and P. Scott, "Literature review: Technological interventions and their impact on quality of life for people living with dementia," *BMJ Health and Care Informatics*, vol. 27, no. 1. BMJ Publishing Group, Jan. 15, 2020. doi: 10.1136/bmjhci-2019-100064.
- [62] G. D'Onofrio *et al.*, "MARIO Project: Validation and evidence of service robots for older people with dementia," *Journal of Alzheimer's Disease*, vol. 68, no. 4, pp. 1587–1601, 2019, doi: 10.3233/JAD-181165.
- [63] F. Yu, M. A. Mathiason, K. Johnson, J. E. Gaugler, and D. Klassen, "Memory matters in dementia: Efficacy of a mobile reminiscing therapy app," *Alzheimer's and Dementia: Translational Research and Clinical Interventions*, vol. 5, pp. 644–651, Jan. 2019, doi: 10.1016/j.trci.2019.09.002.
- [64] Z. Cheng, M. Zhou, and K. Sabran, "Mobile app-based interventions to improve the well-being of people with dementia: a systematic literature review," *Assistive Technology*. Taylor and Francis Ltd., 2023. doi: 10.1080/10400435.2023.2206439.

- [65] M. Leng *et al.*, "Pet robot intervention for people with dementia: A systematic review and meta-analysis of randomized controlled trials," *Psychiatry Research*, vol. 271. Elsevier Ireland Ltd, pp. 516–525, Jan. 01, 2019. doi: 10.1016/j.psychres.2018.12.032.
- [66] S. H. Zarit, C. Chiusano, A. S. Harrison, L. Sewell, C. Krause, and Y. Liu, "Rehabilitation of persons with dementia: using technology to improve participation," *Aging Ment Health*, vol. 25, no. 3, pp. 543–550, 2021, doi: 10.1080/13607863.2020.1711864.
- [67] H. S. Kang, K. Makimoto, R. Konno, and I. S. Koh, "Review of outcome measures in PARO robot intervention studies for dementia care," *Geriatr Nurs (Minneapolis)*, vol. 41, no. 3, pp. 207–214, May 2020, doi: 10.1016/j.gerinurse.2019.09.003.
- [68] M. T. Chu, R. Khosla, S. M. S. Khaksar, and K. Nguyen, "Service innovation through social robot engagement to improve dementia care quality," *Assistive Technology*, vol. 29, no. 1, pp. 8–18, Jan. 2017, doi: 10.1080/10400435.2016.1171807.
- [69] J. Hirt, N. Ballhausen, A. Hering, M. Kliegel, T. Beer, and G. Meyer, "Social robot interventions for people with dementia: A systematic review on effects and quality of reporting," *Journal of Alzheimer's Disease*, vol. 79, no. 2, pp. 773–792, 2021, doi: 10.3233/JAD-200347.
- [70] M. Ghafurian, J. Hoey, and K. Dautenhahn, "Social Robots for the Care of Persons with Dementia: A Systematic Review," *ACM Trans Hum Robot Interact*, vol. 10, no. 4, Dec. 2021, doi: 10.1145/3469653.
- [71] M. Valentí Soler *et al.*, "Social robots in advanced dementia," *Front Aging Neurosci*, vol. 7, no. JUN, 2015, doi: 10.3389/fnagi.2015.00133.
- [72] C. J. Hsieh, P.-S. Li, C.-H. Wang, S.-L. Lin, T.-C. Hsu, and C.-M. T. Tsai, "Socially assistive robots for people living with dementia in long-term facilities: A systematic review and meta-analysis of randomized controlled trials," *Gerontology*, Mar. 2023, doi: 10.1159/000529849.
- [73] C. Yu, A. Sommerlad, L. Sakure, and G. Livingston, "Socially assistive robots for people with dementia: Systematic review and meta-analysis of feasibility, acceptability and the effect on cognition, neuropsychiatric symptoms and quality of life," *Ageing Research Reviews*, vol. 78. Elsevier Ireland Ltd, Jun. 01, 2022. doi: 10.1016/j.arr.2022.101633.
- [74] J. Mizuno, K. Sadohara, M. Nihei, S. Onaka, Y. Nishiura, and T. Inoue, "The application of an information support robot to reduce agitation in an older adult with Alzheimer's disease living alone in a community dwelling: a case study," *Hong Kong Journal of Occupational Therapy*, vol. 34, no. 1, pp. 50–59, Jun. 2021, doi: 10.1177/15691861211005059.
- [75] L. Pu, W. Moyle, C. Jones, and M. Todorovic, "The effect of a social robot intervention on sleep and motor activity of people living with dementia and chronic pain: A pilot randomized controlled trial," *Maturitas*, vol. 144, pp. 16–22, Feb. 2021, doi: 10.1016/j.maturitas.2020.09.003.
- [76] S. Moon and K. Park, "The effect of digital reminiscence therapy on people with dementia: A pilot randomized controlled trial," *BMC Geriatr*, vol. 20, no. 1, May 2020, doi: 10.1186/s12877-020-01563-2.
- [77] E. Cho *et al.*, "The effectiveness of non-pharmacological interventions using information and communication technologies for behavioral and psychological symptoms of dementia: A systematic review and meta-analysis," *International Journal of Nursing Studies*, vol. 138. Elsevier Ltd, Feb. 01, 2023. doi: 10.1016/j.ijnurstu.2022.104392.
- [78] S. C. Chen, C. Jones, and W. Moyle, "The Impact of Engagement with the PARO Therapeutic Robot on the Psychological Benefits of Older Adults with Dementia," *Clin Gerontol*, 2022, doi: 10.1080/07317115.2022.2117674.
- [79] D. M. Fogelson, C. Rutledge, and K. S. Zimbro, "The Impact of Robotic Companion Pets on Depression and Loneliness for Older Adults with Dementia During the COVID-19 Pandemic," *Journal of Holistic Nursing*, vol. 40, no. 4, pp. 397–409, Dec. 2022, doi: 10.1177/08980101211064605.
- [80] E. Fardeau, A. S. Senghor, and E. Racine, "The Impact of Socially Assistive Robots on Human Flourishing in the Context of Dementia: A Scoping Review," *International Journal of Social Robotics*. Springer Science and Business Media B.V., 2023. doi: 10.1007/s12369-023-00980-8.
- [81] D. A. Foloppe, P. Richard, T. Yamaguchi, F. Etcharry-Bouyx, and P. Allain, "The potential of virtual reality-based training to enhance the functional autonomy of Alzheimer's disease patients in cooking activities: A single case study," *Neuropsychol Rehabil*, vol. 28, no. 5, pp. 709–733, Jul. 2018, doi: 10.1080/09602011.2015.1094394.

- [82] C. V. Talbot and P. Briggs, "The use of digital technologies by people with mild-to-moderate dementia during the COVID-19 pandemic: A positive technology perspective," *Dementia*, vol. 21, no. 4, pp. 1363–1380, May 2022, doi: 10.1177/14713012221079477.
- [83] A. Ambegaonkar, C. Ritchie, and S. De La Fuente Garcia, "The Use of Mobile Applications as Communication Aids for People with Dementia: Opportunities and Limitations," *Journal of Alzheimer's Disease Reports*, vol. 5, no. 1. IOS Press BV, pp. 681–692, 2021. doi: 10.3233/ADR-200259.
- [84] G. Goodall, K. Taraldsen, and J. A. Serrano, "The use of technology in creating individualized, meaningful activities for people living with dementia: A systematic review," *Dementia*, vol. 20, no. 4. SAGE Publications Ltd, pp. 1442–1469, May 01, 2021. doi: 10.1177/1471301220928168.
- [85] I. Neal, S. H. J. Du Toit, and M. Lovarini, "The use of technology to promote meaningful engagement for adults with dementia in residential aged care: A scoping review," *International Psychogeriatrics*, vol. 32, no. 8. Cambridge University Press, pp. 913–935, Aug. 01, 2020. doi: 10.1017/S1041610219001388.
- [86] M. Tellier, C. Auger, N. Bier, and L. Demers, "Use of an electronic pillbox by older adults with mild Alzheimer's disease: Impact on medication administration and adherence," *Gerontechnology*, vol. 19, no. 1, pp. 66–76, Mar. 2020, doi: 10.4017/GT.2020.19.1.007.00.
- [87] D. Hitch, J. Swan, R. Pattison, and R. Stefaniak, "Use of touchscreen tablet technology by people with dementia in homes: A scoping review," *J Rehabil Assist Technol Eng*, vol. 4, p. 205566831773338, Jan. 2017, doi: 10.1177/2055668317733382.
- [88] W. Moyle *et al.*, "Using a therapeutic companion robot for dementia symptoms in long-term care: reflections from a cluster-RCT," *Aging Ment Health*, vol. 23, no. 3, pp. 329–336, Mar. 2019, doi: 10.1080/13607863.2017.1421617.
- [89] A. Olsson, K. Skovdahl, and M. Engström, "Using diffusion of innovation theory to describe perceptions of a passive positioning alarm among persons with mild dementia: A repeated interview study Biology and technology," *BMC Geriatr*, vol. 16, no. 1, Jan. 2016, doi: 10.1186/s12877-016-0183-8.
- [90] L. Hung *et al.*, "Using touchscreen tablets to support social connections and reduce responsive behaviours among people with dementia in care settings: A scoping review," *Dementia*, vol. 20, no. 3. SAGE Publications Ltd, pp. 1124–1143, Apr. 01, 2021. doi: 10.1177/1471301220922745.
- [91] L. Appel *et al.*, "Virtual reality to promote wellbeing in persons with dementia: A scoping review," *J Rehabil Assist Technol Eng*, vol. 8, p. 205566832110539, Jan. 2021, doi: 10.1177/20556683211053952.
- [92] E. Guisado-Fernandez *et al.*, "A Smart Health Platform for Measuring Health and Well-Being Improvement in People With Dementia and Their Informal Caregivers: Usability Study," *JMIR Res Protoc*, vol. 8, no. 8, Aug. 2019, doi: 10.2196/13280.
- [93] A. Pappadà, R. Chattat, I. Chirico, M. Valente, and G. Ottoboni, "Assistive Technologies in Dementia Care: An Updated Analysis of the Literature," *Frontiers in Psychology*, vol. 12. Frontiers Media S.A., Mar. 24, 2021. doi: 10.3389/fpsyg.2021.644587.
- [94] L. Warner and L. R. Tipping, "Can Everyday Assistive Technologies Provide Meaningful Support to Persons With Dementia and Their Informal Caregivers? Evaluation of Collaborative Community Program," *Journal of Applied Gerontology*, vol. 41, no. 9, pp. 2022–2032, Sep. 2022, doi: 10.1177/07334648221101041.
- [95] L. Koumakis, C. Chatzaki, E. Kazantzaki, E. Maniadi, and M. Tsiknakis, "Dementia Care Frameworks and Assistive Technologies for Their Implementation: A Review," *IEEE Reviews in Biomedical Engineering*, vol. 12. Institute of Electrical and Electronics Engineers, pp. 4–18, 2019. doi: 10.1109/RBME.2019.2892614.
- [96] C. Samuelsson and A. Ekström, "Digital communication support in interaction involving people with dementia," *Logoped Phoniatr Vocol*, vol. 44, no. 1, pp. 41–50, Jan. 2019, doi: 10.1080/14015439.2019.1554856.
- [97] L. Brims and K. Oliver, "Effectiveness of assistive technology in improving the safety of people with dementia: a systematic review and meta-analysis," *Aging and Mental Health*, vol. 23, no. 8. Routledge, pp. 942–951, Aug. 03, 2019. doi: 10.1080/13607863.2018.1455805.
- [98] K. Chen, V. W. qun Lou, K. C. kian Tan, M. yi Wai, and L. lok Chan, "Effects of a Humanoid Companion Robot on Dementia Symptoms and Caregiver Distress for Residents in Long-Term Care," *J Am Med Dir Assoc*, vol. 21, no. 11, pp. 1724–1728.e3, Nov. 2020, doi: 10.1016/j.jamda.2020.05.036.
- [99] J. van Santen, R. M. Dröes, J. W. R. Twisk, O. A. Blanson Henkemans, A. van Straten, and F. J. M. Meiland, "Effects of Exergaming on Cognitive and Social Functioning of People with Dementia: A Randomized

- Controlled Trial,” *J Am Med Dir Assoc*, vol. 21, no. 12, pp. 1958-1967.e5, Dec. 2020, doi: 10.1016/j.jamda.2020.04.018.
- [100] B. Klimova, M. Valis, and K. Kuca, “Exploring assistive technology as a potential beneficial intervention tool for people with alzheimer’s disease – a systematic review,” *Neuropsychiatric Disease and Treatment*, vol. 14, Dove Medical Press Ltd, pp. 3151–3158, 2018. doi: 10.2147/NDT.S181849.
- [101] L. Magnusson, L. Sandman, K. G. Rosén, and E. Hanson, “Extended safety and support systems for people with dementia living at home,” *J Assist Technol*, vol. 8, no. 4, pp. 188–206, Dec. 2014, doi: 10.1108/JAT-10-2014-0021.
- [102] A. Scerri, R. Sammut, and C. Scerri, “Formal caregivers’ perceptions and experiences of using pet robots for persons living with dementia in long-term care: A meta-ethnography,” *Journal of Advanced Nursing*, vol. 77, no. 1, Blackwell Publishing Ltd, pp. 83–97, Jan. 01, 2021. doi: 10.1111/jan.14581.
- [103] E. Larnyo *et al.*, “Impact of Actual Use Behavior of Healthcare Wearable Devices on Quality of Life: A Cross-Sectional Survey of People with Dementia and their Caregivers in Ghana,” *Healthcare (Switzerland)*, vol. 10, no. 2, Feb. 2022, doi: 10.3390/healthcare10020275.
- [104] I. Leroi *et al.*, “Impact of an intervention to support hearing and vision in dementia: The SENSE-Cog Field Trial,” *Int J Geriatr Psychiatry*, vol. 35, no. 4, pp. 348–357, Apr. 2020, doi: 10.1002/gps.5231.
- [105] G. D’Onofrio *et al.*, “Information and Communication Technologies for the Activities of Daily Living in Older Patients with Dementia: A Systematic Review,” *Journal of Alzheimer’s Disease*, vol. 57, no. 3, IOS Press, pp. 927–935, 2017. doi: 10.3233/JAD-161145.
- [106] T. Oderud *et al.*, “Persons with dementia and their caregivers using GPS,” in *Studies in Health Technology and Informatics*, IOS Press, 2015, pp. 212–221. doi: 10.3233/978-1-61499-566-1-212.
- [107] M. Lariviere, F. Poland, J. Woolham, S. Newman, and C. Fox, “Placing assistive technology and telecare in everyday practices of people with dementia and their caregivers: findings from an embedded ethnography of a national dementia trial,” *BMC Geriatr*, vol. 21, no. 1, Dec. 2021, doi: 10.1186/s12877-020-01896-y.
- [108] S. Fowler-Davis, D. Barnett, J. Kelley, and D. Curtis, “Potential for Digital Monitoring to Enhance Wellbeing at Home for People with Mild Dementia and Their Family Carers,” *J Alzheimers Dis*, vol. 73, no. 3, pp. 867–872, 2020, doi: 10.3233/JAD-190844.
- [109] R. H. Wang, A. Sudhama, M. Begum, R. Huq, and A. Mihailidis, “Robots to assist daily activities: Views of older adults with Alzheimer’s disease and their caregivers,” *Int Psychogeriatr*, vol. 29, no. 1, pp. 67–79, Jan. 2017, doi: 10.1017/S1041610216001435.
- [110] G. Amabili *et al.*, “Social Robotics and Dementia: Results from the eWare Project in Supporting Older People and Their Informal Caregivers,” *Int J Environ Res Public Health*, vol. 19, no. 20, Oct. 2022, doi: 10.3390/ijerph192013334.
- [111] C. K. Behera, J. Condell, S. Dora, D. S. Gibson, and G. Leavey, “State-of-the-art sensors for remote care of people with dementia during a pandemic: A systematic review,” *Sensors*, vol. 21, no. 14, MDPI AG, Jul. 02, 2021. doi: 10.3390/s21144688.
- [112] V. Hoel, E. A. Ambugo, and K. Wolf-Ostermann, “Sustaining Our Relationship: Dyadic Interactions Supported by Technology for People with Dementia and Their Informal Caregivers,” *Int J Environ Res Public Health*, vol. 19, no. 17, Sep. 2022, doi: 10.3390/ijerph191710956.
- [113] V. Hoel, C. M. Feunou, and K. Wolf-Ostermann, “Technology-driven solutions to prompt conversation, aid communication and support interaction for people with dementia and their caregivers: a systematic literature review,” *BMC Geriatr*, vol. 21, no. 1, p. 157, Mar. 2021, doi: 10.1186/s12877-021-02105-0.
- [114] N. Evans *et al.*, “The experience of using prompting technology from the perspective of people with Dementia and their primary carers,” *Aging Ment Health*, vol. 25, no. 8, pp. 1433–1441, 2021, doi: 10.1080/13607863.2020.1745145.
- [115] T. R. Elfrink, C. Ullrich, M. Kunz, S. U. Zuidema, and G. J. Westerhof, “The Online Life Story Book: A randomized controlled trial on the effects of a digital reminiscence intervention for people with (very) mild dementia and their informal caregivers,” *PLoS One*, vol. 16, no. 9 September, Sep. 2021, doi: 10.1371/journal.pone.0256251.
- [116] C. Tyack and P. M. Camic, “Touchscreen interventions and the well-being of people with dementia and caregivers: A systematic review,” *International Psychogeriatrics*, vol. 29, no. 8, Cambridge University Press, pp. 1261–1280, Aug. 01, 2017. doi: 10.1017/S1041610217000667.

- [117] B. Dinesen *et al.*, "Use of a Social Robot (LOVOT) for Persons With Dementia: Exploratory Study," *JMIR Rehabil Assist Technol*, vol. 9, no. 3, Jul. 2022, doi: 10.2196/36505.
- [118] J. Paay, J. Kjeldskov, I. Aaen, and M. Bank, "User-centred iterative design of a smartwatch system supporting spontaneous reminiscence therapy for people living with dementia," *Health Informatics J*, vol. 28, no. 2, Apr. 2022, doi: 10.1177/14604582221106002.
- [119] E. A. Laird *et al.*, "Using mobile technology to provide personalized reminiscence for people living with dementia and their carers: Appraisal of outcomes from a quasi-experimental study," *JMIR Ment Health*, vol. 5, no. 9, Sep. 2018, doi: 10.2196/mental.9684.
- [120] N. A. Neubauer, N. Lapierre, A. Ríos-Rincón, A. Miguel-Cruz, J. Rousseau, and L. Liu, "What do we know about technologies for dementia-related wandering? A scoping review," *Canadian Journal of Occupational Therapy*, vol. 85, no. 3, pp. 196–208, Jun. 2018, doi: 10.1177/0008417418777530.
- [121] A. Olsson, M. Engström, C. Lampic, and K. Skovdahl, "A passive positioning alarm used by persons with dementia and their spouses - A qualitative intervention study," *BMC Geriatr*, vol. 13, no. 1, 2013, doi: 10.1186/1471-2318-13-11.
- [122] I. Lazarou *et al.*, "A Novel and Intelligent Home Monitoring System for Care Support of Elders with Cognitive Impairment," *Journal of Alzheimer's Disease*, vol. 54, no. 4, pp. 1561–1591, Oct. 2016, doi: 10.3233/JAD-160348.
- [123] A. Piau, E. Campo, P. Rumeau, B. Vellas, and F. Nourashemi, "Aging society and gerontechnology: A solution for an independent living?," 2014.
- [124] F. Boatman *et al.*, "Assistive technology: Visual mapping combined with mobile software can enhance quality of life and ability to carry out activities of daily living in individuals with impaired memory," *Technology and Health Care*, vol. 28, no. 2, pp. 121–128, 2020, doi: 10.3233/THC-191980.
- [125] T. Holthe, L. Halvorsrud, and A. Lund, "Digital Assistive Technology to Support Everyday Living in Community-Dwelling Older Adults with Mild Cognitive Impairment and Dementia," *Clin Interv Aging*, vol. 17, pp. 519–544, 2022, doi: 10.2147/CIA.S357860.
- [126] X. Wang, J. Shen, and Q. Chen, "How PARO can help older people in elderly care facilities: A systematic review of RCT," *Int J Nurs Knowl*, vol. 33, no. 1, pp. 29–39, Jan. 2022, doi: 10.1111/2047-3095.12327.
- [127] N. Fields, L. Xu, J. Greer, and E. Murphy, "Shall I compare thee...to a robot? An exploratory pilot study using participatory arts and social robotics to improve psychological well-being in later life," *Aging Ment Health*, vol. 25, no. 3, pp. 575–584, 2021, doi: 10.1080/13607863.2019.1699016.
- [128] R. Yamazaki, H. Kase, S. Nishio, and H. Ishiguro, "Anxiety reduction through close communication with robotic media in dementia patients and healthy older adults," *Journal of Robotics and Mechatronics*, vol. 32, no. 1, pp. 32–42, 2020, doi: 10.20965/jrm.2020.p0032.
- [129] W. Q. Koh, F. X. Hui Ang, and D. Casey, "Impacts of low-cost robotic pets for older adults and people with dementia: Scoping review," *JMIR Rehabilitation and Assistive Technologies*, vol. 8, no. 1. JMIR Publications Inc., Jan. 01, 2021. doi: 10.2196/25340.
- [130] S. Whelan *et al.*, "The effects of MARIO, a social robot, on the resilience of people with dementia: A multiple case study," *Gerontechnology*, vol. 20, no. 1, pp. 1–16, 2020, doi: 10.4017/GT.2020.20.1.413.10.
- [131] D. Casey *et al.*, "The perceptions of people with dementia and key stakeholders regarding the use and impact of the social robot mario," *Int J Environ Res Public Health*, vol. 17, no. 22, pp. 1–19, Nov. 2020, doi: 10.3390/ijerph17228621.
- [132] J. Cooper, S. Burrow, and H. Pusey, "What are the perceptions of people living with dementia, family carers, professionals and other potential stakeholders to the use of global positioning systems to promote safer outdoor walking?: a qualitative literature review," *Disability and Rehabilitation: Assistive Technology*, vol. 16, no. 6. Taylor and Francis Ltd., pp. 614–623, 2021. doi: 10.1080/17483107.2019.1686074.
- [133] W. Moyle, M. Bramble, C. Jones, and J. Murfield, "Care staff perceptions of a social robot called Paro and a look-alike plush toy: A descriptive qualitative approach," *Aging Ment Health*, vol. 22, no. 3, pp. 330–335, Dec. 2018, doi: 10.1080/13607863.2016.1262820.
- [134] W. Moyle, M. Bramble, C. J. Jones, and J. E. Murfield, "'She Had a Smile on Her Face as Wide as the Great Australian Bite': A Qualitative Examination of Family Perceptions of a Therapeutic Robot and a Plush Toy," *Gerontologist*, vol. 59, no. 1, pp. 177–185, Jan. 2019, doi: 10.1093/geront/gnx180.

- [135] L. Pu, W. Moyle, and C. Jones, "How people with dementia perceive a therapeutic robot called PARO in relation to their pain and mood: A qualitative study," *J Clin Nurs*, vol. 29, no. 3–4, pp. 437–446, Feb. 2020, doi: 10.1111/jocn.15104.
- [136] L. C. Lu, S. H. Lan, Y. P. Hsieh, L. Y. Lin, S. J. Lan, and J. C. Chen, "Effectiveness of Companion Robot Care for Dementia: A Systematic Review and Meta-Analysis," *Innovation in Aging*, vol. 5, no. 2. Oxford University Press, 2021. doi: 10.1093/geroni/igab013.
- [137] W. Moyle, J. Murfield, and K. Lion, "The effectiveness of smart home technologies to support the health outcomes of community-dwelling older adults living with dementia: A scoping review," *International Journal of Medical Informatics*, vol. 153. Elsevier Ireland Ltd, Sep. 01, 2021. doi: 10.1016/j.ijmedinf.2021.104513.
- [138] S. Góngora Alonso, S. Hamrioui, I. De La Torre Díez, E. Motta Cruz, M. López-Coronado, and M. Franco, "Social Robots for People with Aging and Dementia: A Systematic Review of Literature," *Telemedicine and e-Health*, vol. 25, no. 7. Mary Ann Liebert Inc., pp. 533–540, Jul. 01, 2019. doi: 10.1089/tmj.2018.0051.
- [139] V. Bernabei *et al.*, "Animal-assisted interventions for elderly patients affected by dementia or psychiatric disorders: A review," *Journal of Psychiatric Research*, vol. 47, no. 6. Elsevier Ltd, pp. 762–773, 2013. doi: 10.1016/j.jpsychires.2012.12.014.
- [140] L. Y. Chen, H. Sumioka, L. J. Ke, M. Shiomi, and L. K. Chen, "Effects of teleoperated humanoid robot application in older adults with neurocognitive disorders in Taiwan: A report of three cases," *Aging Medicine and Healthcare*, vol. 11, no. 2, pp. 67–71, 2020, doi: 10.33879/AMH.2020.066-2001.003.
- [141] J. Daly-Lynn, A. Ryan, B. McCormack, and S. Martin, "Stakeholder's experiences of living and caring in technology-rich supported living environments for tenants living with dementia," *BMC Geriatr*, vol. 23, no. 1, Dec. 2023, doi: 10.1186/s12877-023-03751-2.
- [142] S. I. Finkel, J. Costa e Silva, G. Cohen, S. Miller, and N. Sartorius, "Behavioral and psychological signs and symptoms of dementia: A consensus statement on current knowledge and implications for research and treatment," in *International Psychogeriatrics*, 1996, pp. 497–500. doi: 10.1017/S1041610297003943.
- [143] S. Gilbert, H. Harvey, T. Melvin, E. Vollebregt, and P. Wicks, "Large language model AI chatbots require approval as medical devices," *Nat Med*, Jun. 2023, doi: 10.1038/s41591-023-02412-6.
- [144] A. J. Thirunavukarasu, D. S. J. Ting, K. Elangovan, L. Gutierrez, T. F. Tan, and D. S. W. Ting, "Large language models in medicine," *Nature Medicine*. Nature Research, 2023. doi: 10.1038/s41591-023-02448-8.

FIGURES

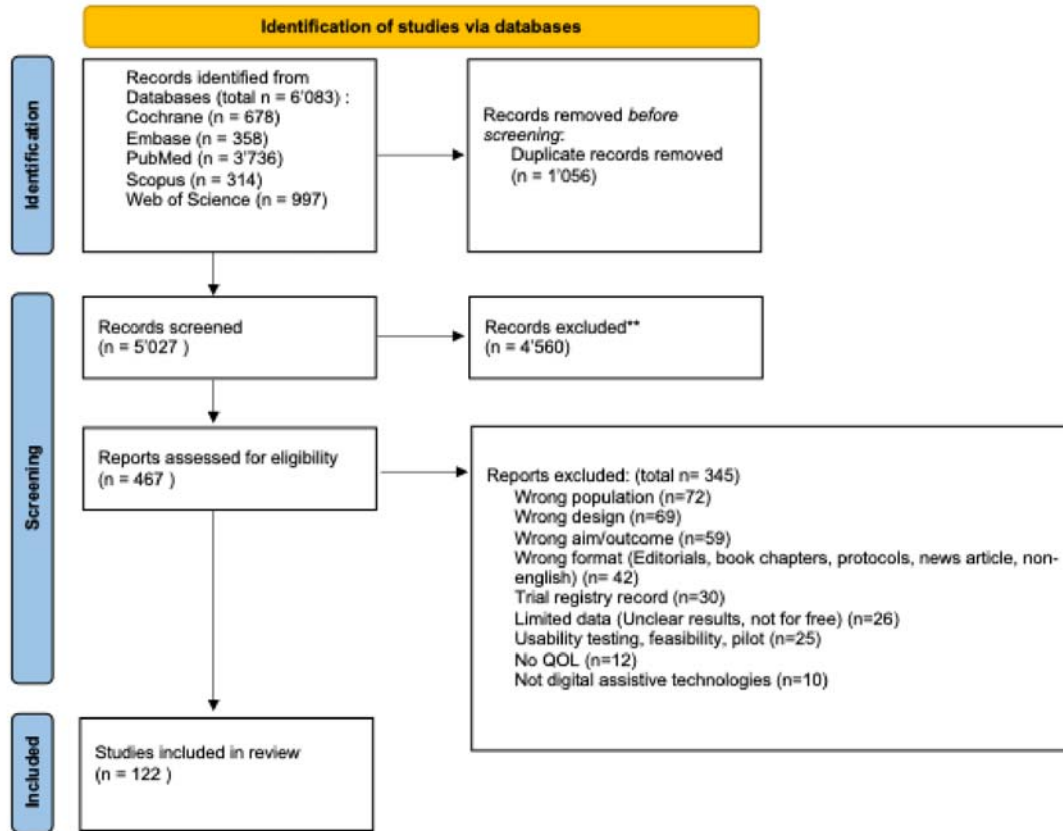


Figure 1. PRISMA flowchart

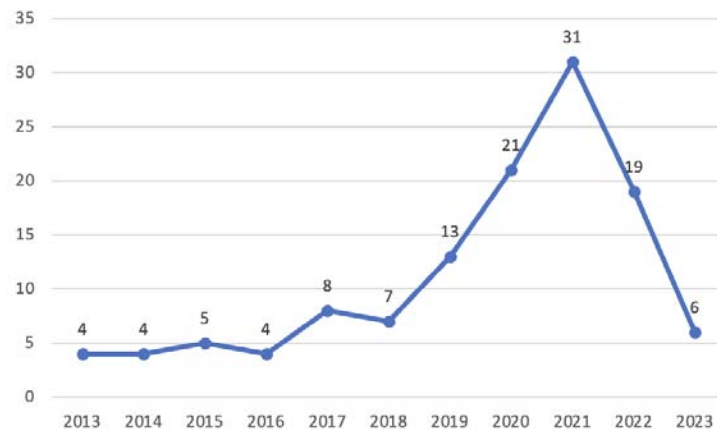


Figure 1. The graph displays the trend of the number of studies published per year.

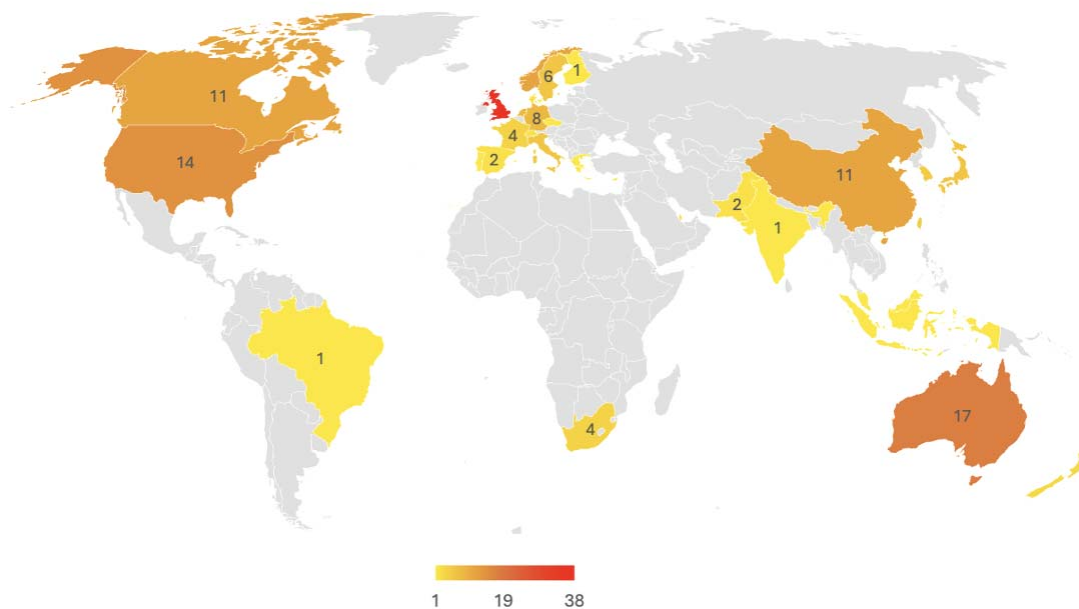


Figure 3. Distribution of the authors' locations. The countries are colored based on the number of country attribution, while encompassing all countries associated with each author.

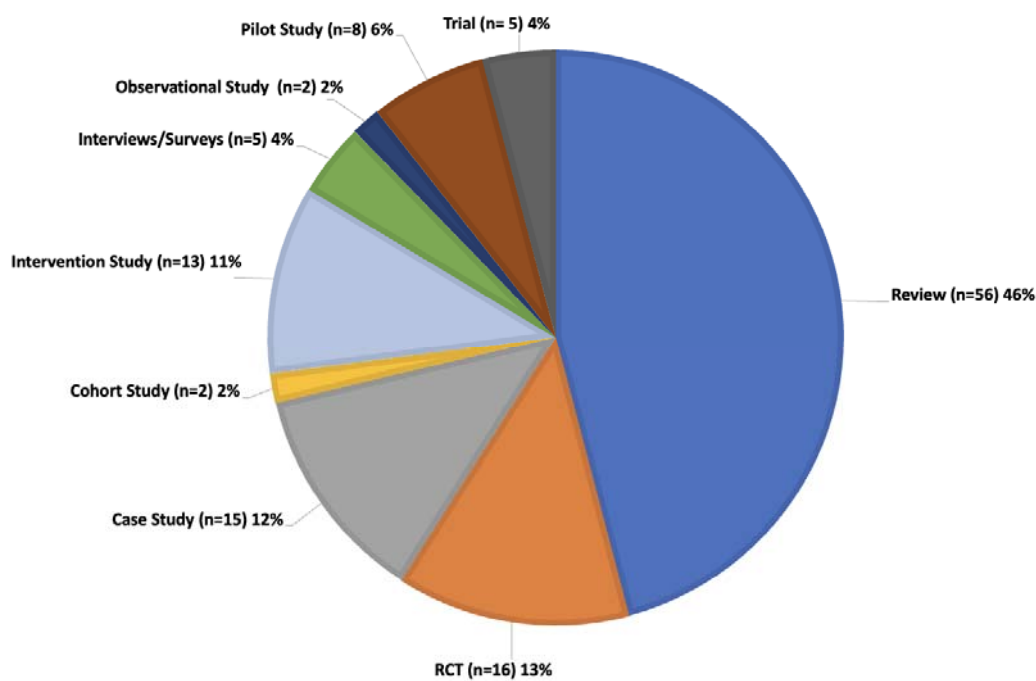


Figure 2. The distribution of the study designs.