

27 **Abstract**

28 Amid a potential menthol ban, electronic cigarette (e-cigarette) companies are
29 incorporating synthetic cooling agents like WS-3 and WS-23 to replicate menthol/mint
30 sensations. This study examines public views on synthetic cooling agents in e-cigarettes via
31 Twitter data. From May 2021 to March 2023, we used Twitter Streaming API, to collect tweets
32 related to synthetic cooling agents with keywords such as ‘WS-23,’ ‘ice,’ and ‘frozen.’ Two deep
33 learning roBERTa models, classified attitudes expressed in tweets about synthetic cooling agents
34 and identified e-cigarette users. The BERTopic deep-learning model identified major topics of
35 positive and negative tweets. Two proportion Z-tests were used to compare the proportions of
36 positive and negative attitudes between e-cigarette users (vapers) and non-e-cigarette-users (non-
37 vapers). Of 6,940,065 e-cigarettes related tweets, 5,788 non-commercial tweets related to
38 synthetic cooling agents. The longitudinal trend analysis showed a clear upwards trend in
39 discussions. Vapers posted most of the tweets (73.05%, 4,228/5,788). Nearly half (47.87%,
40 2,771/5,788) held a positive attitude toward synthetic cooling agents, which is significantly
41 higher than those with a negative attitude (19.92%,1,153/5,788) with a P-value < 0.0001. The
42 likelihood of Vapers expressing positive attitudes (60.17%, 2,544/4,228) was significantly higher
43 ($P < 0.0001$) than that from non-vapers (14.55%, 227/1,560). Conversely, negative attitudes from
44 non-vapers (30%, 468/1,560) was significantly ($P < 0.0001$) higher than vapers (16.2%,
45 685/4,228). Prevalent topics from positive tweets included “enjoyment of specific vape flavors,”
46 “preference for lush ice vapes,” and “liking of minty/icy feelings.” Major topics from negative
47 tweets included “disliking certain vape flavors” and “dislike of others vaping around them.” On
48 Twitter, vapers are more likely to have a positive attitude toward synthetic cooling agents than
49 non-vapers. Our study provides important insights into how the public perceives synthetic

50 cooling agents in e-cigarettes, insights that are crucial for shaping future FDA regulations aimed
51 at safeguarding public health.

52

53 **Introduction**

54 Electronic cigarettes (e-cigarettes) are devices used to aerosolize a solution typically
55 containing propylene glycol, vegetable glycerin, flavorings, and in most cases, nicotine for
56 inhalation by consumers [1 - 2]. The prevalence of e-cigarette use has risen exponentially in the
57 last decade, especially in youth and young adults [3, 4]. E-cigarettes have become the most
58 frequently used tobacco product among high school students with an estimated 3.6 million
59 middle and high school students reporting current e-cigarette use in 2022 [5]. Toxicity and health
60 impact studies of e-cigarettes have shown that components in e-cigarette aerosols could lead to
61 severe adverse health problems, including respiratory disorders, cardiovascular diseases, mental
62 health issues, and possibly cancer [6-9]. In February 2020, the FDA issued a policy to limit the
63 sale of cartridge-based e-cigarette products to only tobacco and menthol flavored e-cigarettes
64 [10]. Following the announcement and implementation of the FDA's flavor enforcement policy,
65 there was a significant increase in the sales of menthol-flavored e-cigarettes [11]. As menthol-
66 flavored e-cigarettes gain popularity, menthol-flavored cigarettes are also becoming increasingly
67 popular among youth and young adults, particularly in the African American community. In
68 April 2022, the FDA announced the proposed standard to ban menthol—the last allowable flavor—
69 in cigarettes in hopes of saving lives and reducing health disparities [11 - 13].

70 In response to the proposed menthol cigarette ban, the market has seen a significant
71 increase in 'ice' flavors that attempt to circumvent these regulations by incorporating synthetic
72 cooling agents like WS-3 and WS-23 into e-cigarette refill liquids to mimic the cooling sensation

73 like menthol or mint [14]. Ice-flavored e-cigarette use correlates with higher vaping frequency
74 and dependence, and 44.8% of e-cigarette users primarily use ice flavors [15]. Synthetic cooling
75 agents in e-cigarettes imitate menthol's cooling sensation but induce a unique 'cold' feeling
76 during inhalation, unlike the 'hot' sensation from capsaicin or menthol's 'cool' feeling [16]. These
77 agents are now prevalent in 'ice' flavored e-cigarettes, despite many consumers' intake of the
78 agents exceeding established safety thresholds [17 - 18]. This increasing popularity of synthetic
79 cooling agents creates new concerns about the potential health risks posed by industry attempts
80 to bypass regulations [17]. While the long-term health effects of synthetic cooling agents are
81 largely unknown due to their relative newness, one recent study showed that synthetic cooling
82 agents may disrupt respiratory airway epithelial cell (AEC) responses, a vital defense against
83 inhaled toxins and allergens [19]. This disruption could impact the physiology of the airway and
84 impact susceptibility to health-threatening respiratory diseases [19].

85 Understanding the public perceptions and discussions of synthetic cooling agents is
86 crucial for shaping future regulation. Social media platforms, notably Twitter (now rebranded as
87 “X”), have been widely used in capturing public perceptions and discussions of tobacco products
88 [20]. As of mid-2023, Twitter has over 235 million daily active users, with an average of 500
89 million tweets posted daily [21]. This massive volume of interactions has made it an important
90 resource for investigating public perceptions and discussions on various topics, including health
91 and lifestyle behaviors like vaping. For instance, researchers analyzed thousands of tweets to
92 investigate attitudes toward e-cigarette flavors and found that preferences for certain flavors,
93 such as fruit/fruit beverage, dessert/pastry, and candy, chocolate, or sweets, might be associated
94 with continued e-cigarette use [22]. Twitter has also been employed to study the perceived health
95 impacts of vaping [23]. A study analyzing Twitter posts found that many e-cigarette users

96 reported negative health effects, ranging from minor complaints to more serious conditions [24].
97 A cross-sectional study on marketing of electronic cigarettes on Twitter highlighted Twitter's
98 value in tracking real-time public sentiment [25]. Overall, Twitter served as an ideal resource for
99 understanding public perceptions and discussions of synthetic cooling agents.

100 Our study aims to examine the public perceptions and discussions of 'ice' flavored e-
101 cigarettes and associated synthetic cooling agents using Twitter data. Using natural language
102 processing and deep-learning algorithms, our study results will provide a snapshot of public
103 discourse and attitudes towards 'ice' flavored e-cigarettes and synthetic cooling agents. Our
104 findings will provide vital insights into the dynamic e-cigarette landscape, specifically in relation
105 to 'ice' flavors and synthetic cooling agents. Understanding these dynamics can inform future
106 regulations and strategies to protect public health. This aim was successfully achieved, as
107 evidenced by our detailed analysis and significant results, which provide a comprehensive
108 understanding of public sentiment regarding synthetic cooling agents in e-cigarettes.

109

110 **Methods**

111 **Ethics Statement**

112 This study was reviewed and approved by the Research Subjects Review Board of the
113 Office for Human Subject Protection at the University of Rochester (STUDY00006570). Patient
114 consent for publication is not required as the data were analyzed anonymously.

115 **Data collection and preprocessing**

116 For this study, we leveraged Twitter data from the Twitter Streaming API (Application
117 Programming Interface) collected from May 3, 2021, to March 14, 2023 using keywords related

118 to electronic cigarettes [26]. Tweets were initially filtered based on keywords related to e-
119 cigarettes, including but not limited to keywords like "e-cig", "vaping", "e-liquid", and
120 "vapenation". After filtering out the retweets from e-cigarette related tweets, we obtained
121 2,597,206 tweets. We applied another layer of filter to filter out promotional content with
122 promotional keywords within the username, retweets, and content of the tweet from further
123 analysis [26]. This resulted in a collection of 2,426,615 non-promotional tweets. We applied a
124 third layer of filter to filter out "ice" flavored e-cigarettes or synthetic cooling agents related
125 tweets using keywords like 'ice', 'frozen', and 'arctic' (S1 Table) and ultimately identified 5,788
126 tweets related to synthetic cooling agents and sensations.

127 **Deep learning models for classification**

128 We used an inductive method to manually label 2,000 randomly selected tweets, which
129 served as the training data for our deep learning classification models. We first randomly
130 selected 200 tweets and manually labeled them according to the users' attitudes toward synthetic
131 cooling agents and sensations into negative, neutral, and positive categories. Additionally, we
132 determined whether the Twitter users were e-cigarette users (vapers), indicated from the tweets.
133 Two authors (AL, and JH) hand-coded the 200 tweets independently and reached a high inter-
134 rater reliability (Cohen's Kappa coefficient was 0.9219 for attitude and 0.9256 for whether the
135 Twitter user was an e-cigarette user). Then, the remaining 1,800 tweets were manually coded by
136 the same two authors (AL and JH) with each coding 900 tweets.

137 We built two roBERTa (Robustly Optimized BERT Pre-Training Approach) models
138 using the 2,000 manually coded tweets as the training dataset [27], one for sentiment analysis
139 and the other for binary classification to determine whether a Twitter user was an e-cigarette
140 user. RoBERTa is a deep learning model developed by Facebook AI, which builds upon BERT

141 (Bidirectional Encoder Representations from Transformers) [28]. This model differs from its
142 predecessor by enhancing the pretraining process, involving increased training data and a more
143 dynamic masking pattern, leading to improved accuracy on various natural language processing
144 tasks. We employed ten-fold cross-validation to ensure the robustness of our models. Our models
145 achieved an F1-score of 0.83 for attitude and 0.92 for e-cigarette user classification, ensuring the
146 validity of our model results. The two-proportion Z-test was used to compare differences in the
147 proportions of various sentiment categories.

148 **Topic modeling**

149 To understand the topics discussed in tweets related to synthetic cooling agents and
150 sensations, we employed BERTopic [29]. BERTopic is an advanced, context-aware topic
151 modeling technique. BERTopic is based on the BERT language model, which allows us to grasp
152 the larger context of the conversation by capturing semantic relationships between words and
153 topics. We determined the optimal number of topics based on the coherence score and inter-topic
154 distances [30 - 31].

155

156 **Results**

157 **Public discussions on synthetic cooling agents, sensations, and E-** 158 **cigarettes on Twitter**

159 We observed a clear increasing trend in the number of tweets related to ice flavors or
160 synthetic cooling agents in e-cigarettes from May 2021 to March 2023 with some variations (Fig
161 1).

162

163 **Fig 1. The number of tweets on synthetic cooling agents and sensations over time.**

164 Among 5,788 tweets related to synthetic cooling agents and sensations in e-cigarettes,
165 47.81% (2,771/5,788) of tweets had a positive sentiment, 19.92% (1,153/5,788) had a negative
166 sentiment, and 32.20% (1864/5,788) had a neutral sentiment. The proportion of tweets with a
167 positive attitude was significantly higher than that with a negative attitude (P -value <0.0001).

168 As shown in Fig 2, the proportion of tweets with either a positive or negative attitude
169 from May 2021 to April 2023 was relatively consistent. While it is not significant, there is a
170 small increase in the proportion of negative tweets and a slight decrease in the proportion of
171 positive tweets over time. Among 3,924 tweets related to synthetic cooling agents and sensations
172 in e-cigarettes with positive or negative sentiment (omitting neutral), approximately 70.62%
173 (2,771/3,924) had positive sentiment and 29.38% (1,153/3,924) had negative sentiment. The
174 proportion of tweets with a positive attitude is significantly higher than that with a negative
175 attitude when observing only tweets of positive and negative sentiment (P -value <0.0001).

176
177 **Fig 2. The attitude toward synthetic cooling sensation on Twitter over time.**

178

179 **Twitter users' attitudes toward synthetic cooling agents and** 180 **sensations between vapers and non-vapers**

181 From 5,788 tweets related to synthetic cooling agents and sensations, we have identified
182 5,067 unique Twitter users. Among them, 3,757 (74.17%) are e-cigarette users (vapers) and
183 1,310 (25.83%) are non-e-cigarette users (non-vapers). As shown in S2 Fig, the longitudinal
184 proportion of e-cigarette users and non-e-cigarette users from May 2021 to March 2023 has been
185 relatively consistent. Vapers predominantly expressed positive attitudes in their tweets (59.70%,
186 2,243/3,757). In addition, 23.13% (869/3,822) of vapers expressed neutral attitudes, and 17.17%

187 (645/3,822) expressed negative attitudes. Nearly half of all non-vapers expressed neutral
188 attitudes (49.77%, 652/1,310). More than a third non-vapers showed negative attitudes (34.73%,
189 455/1,326) and less than one sixth non-vapers showed positive attitudes (15.50%, 203/1,326).

190 The comparison of frequency distributions revealed that Twitter users' attitudes toward
191 synthetic cooling agents and sensations varied between vapers and non-vapers (Fig 3). Vapers
192 displayed more positive attitudes (59.70%) than non-vapers (15.50%). Conversely, non-vapers
193 exhibited more negative attitudes (34.73%) than vapers (17.17%). Additionally, non-vapers
194 (49.77%) showed more neutral attitudes than vapers (23.13%).

195
196 **Fig 3. Comparison of attitudes toward synthetic cooling agents and sensations between**
197 **vapers and non-vapers.**

198 199 **Public discussions of synthetic cooling agents and sensations in e-** 200 **cigarettes on Twitter**

201 Table 1 showed the major topics discussed about the synthetic cooling agents and
202 sensations in e-cigarettes. Among tweets with positive attitude, the most prevalent topic is the
203 enjoyment of ice vapes (64.49%, 1,787/2,771), followed by liking lush ice vapes (18%,
204 499/2,771), liking the minty or icy feeling (7.32%, 203/2,771), certain flavor being refreshing
205 (3.1%, 86/2,771), and enjoying the smell of vapes (0.79%, 22/2,771).

206

207 **Table 1. Major topics identified from tweets with positive or negative attitudes**

Attitude	Topic	Percentage of Tokens, n (%)	Keywords	Examples
Positive (n = 2,771)	Enjoyment of ice vapes	1,787 (64.49%)	'ice', 'vape', 'banana', 'peach', 'vapes', 'strawberry',	'Me yesterday *damn I need to quit vaping again* My brain

Attitude	Topic	Percentage of Tokens, n (%)	Keywords	Examples
			'watermelon', 'like', 'flavor', 'good'	today *peach ice vape go brrrr* 'I need banana ice vape juice in a 50MG please'
	Liking lush ice vapes	499 (18%)	'ice', 'vape', 'vaping', 'iced', 'vapes', 'like', 'im', 'juice', 'menthol', 'lush'	'This lush ice vape is my new fave' 'don't vape until someone pulls out lush ice'
	Liking the minty/icy feelings	203 (7.32%)	'minty', 'mint', 'vape', 'like', 'feel', 'fresh', 'vapes', 'taste', 'hitting', 'flavor'	'Just vape straight menthol like me I can't even get Cancer anymore my lungs are so mint' 'Sounds lovely. My Mrs would like that. She loves her minty Vapes mate'
	Certain flavors being refreshing	86 (3.1%)	'refreshing', 'cooling', 'vaping', 'vape', 'refreshed', 'cigarette', 'day', 'feel', 'coolness', 'like'	'I rather like my Heisenberg Menthol vape.It's as refreshing as a brisky mountain's flowing river.' 'Blue raspberry chilled is such a nice refreshing fruit flavour'
	Enjoying the smell of vapes	22 (0.79%)	'smell', 'like', 'room', 'strawberry', 'bathroom', 'ice', 'public', 'black', 'rather', 'vape'	'my mom come in the bathroom after me bd be like wow this plugin smells so nice ... baby that was my strawberry ice vape' 'life hack: if u vape inside ur closet all ur clothes end up

Attitude	Topic	Percentage of Tokens, n (%)	Keywords	Examples
				smelling like ice berry bomb [smiling face with hearts x3]*'
Negative (n = 1,153)	Disliking certain vape flavors	619 (53.69%)	'ice', 'vape', 'like', 'banana', 'taste', 'flavor', 'vapes', 'shit', 'peach', 'smell'	'my banana ice vape tastes like someone put mint toothpaste on a banana laffy taffy [vomit]*' 'my biggest regret is convincing myself that mango ice vapes taste good'
	Disliking others vaping around them	240 (20.82%)	'vape', 'ice', 'like', 'vaping', 'im', 'vapes', 'face', 'strawberry', 'mf', 'iced'	'I hate people that vape , like I could be talking to someone and all of a sudden lush ice is being blown into my face' 'manwho bought ice was vaping in front me... no sir pls get that sh*t away from me [unamused face]*'
	Disagreement with the act of vaping	74 (6.42%)	'addicted', 'embarrassing', 'blast', 'grip', 'cherry', 'mango', 'f***', 'get', 'vaping'	'You're hooked on that Tango Cherry Ice Blast flavour. Get help - vaping is unprofessional.' 'Being addicted to vaping must be embarassing, how do you get addicted to strawberry icy cold fresh vape'

Attitude	Topic	Percentage of Tokens, n (%)	Keywords	Examples
	Disliking vapes due to mintiness	52 (4.51%)	'minty', 'mint', 'vapes', 'vape', 'like', 'taste', 'flavored', 'icy', 'feel', 'im'	'Just sucked on Jamie's vape (not a euphemism) and nearly died a minty fresh death' 'My mom left her vape in the bathroom so I tried using it and bro it feels minty why do ppl vape?'

208 *Indicates the presence of an emoji

209 Table 1 also highlights the main issues brought up in tweets with a negative attitude
210 towards the synthetic cooling agents and sensations in e-cigarettes. The most recurrent topic is
211 disliking certain vape flavors (53.69%, 619/1,153), followed by discomfort from others vaping
212 around them (20.82%, 240/1,153), disagreement with the act of vaping itself (6.42%, 74/1,153),
213 and disliking the mintiness of vapes (4.51%, 52/1,153).

214

215 Discussion

216 Principal findings

217 We identified an increasing trend in the discussions of the synthetic cooling agents and
218 sensations in e-cigarettes from May 2021 to March 2023. Interestingly, the public attitudes
219 toward the synthetic cooling agents and sensations in e-cigarettes remains relatively constant
220 over the study period. Furthermore, we found a predominantly positive attitude toward synthetic
221 cooling agents and sensations in e-cigarettes. Further analysis of Twitter users revealed that this
222 positive sentiment was largely driven by e-cigarette users, or vapers. The topics discussed within

223 these positive tweets mainly centered on the enjoyment of ice-flavored vaping. Though, the
224 importance of flavor variety in vaping experiences was also noted. Conversely, the primary
225 concerns arising from tweets with negative attitudes involved second-hand exposure to vaping
226 and potential addiction.

227 **Comparisons with prior work**

228 Consistent with our findings of a mostly positive attitude towards synthetic cooling
229 agents and sensations in e-cigarettes, a previous content analysis of ice-flavored e-cigarette
230 products using Twitter data from January to July 2021 also revealed a majority favorable attitude
231 towards these products [32].

232 We observed an increasing trend in the discussions of the synthetic cooling agents and
233 sensations during the study period, which might partially be due to the aggressive marketing of
234 ice-flavored e-cigarette products identified from the previous study [32]. Another reason for this
235 increasing trend might be due to their increased popularity and conversations related to their
236 regulations. This trend suggests that synthetic cooling agents are becoming more prevalent and
237 widely used, which may be due to their perceived benefits or effectiveness in providing a
238 pleasant experience [33]. However, there is also growing concern about their potential health
239 risks, leading to increased discussions about policy and regulation. Studies have already shown
240 that the amount of synthetic cooling agent, WS-3/WS-23, in e-cigarettes often cause levels of
241 exposure higher than the safety threshold [17, 33]. Elevated exposure to WS-3/WS-23 has been
242 linked to changes in airway epithelial cells, potentially increasing susceptibility to respiratory
243 diseases [19]. Although more research is needed on the broader health effects that these synthetic
244 agents may have, preliminary findings suggest a need for immediate regulatory attention.

245 The comparison of attitudes between vapers and non-vapers towards synthetic cooling
246 agents and sensations indicated that a higher percentage of vapers expressed positive sentiments,
247 while non-vapers displayed more negative and neutral sentiments. This underlines the divergent
248 views between these two groups and can be attributed to their direct experiences and exposure to
249 synthetic cooling agents, especially enjoyment of specific vape flavors and preference for certain
250 vape types. For example, tweets like "I don't vape until someone pulls out lush ice" emphasize
251 the allure of specific mixtures like Lush Ice, which offers a mix of watermelon and melon flavors
252 with a minty kick. This contrasts with standard ice vapes, known for a straightforward cooling
253 sensation. Tweets like "Told mum I like vaping for the minty flavor and she goes I'll make you a
254 mint chutney pls stop," underline the minty flavors' appeal. Additionally, mentions of enjoying
255 the vapor smell, such as in the tweet "hi moots I ran out of my disposable vape and now I miss
256 my ice grape-smelling room," show that sensory enjoyment isn't limited to taste.

257 The recurring theme of addictiveness and pleasurable sensations highlights the sensory
258 and innovative appeal of vaping. This trend, reflecting a growing acceptance or normalization of
259 vaping within certain communities, has crucial implications for future policy. Policymakers may
260 need to address these specific attractions when instituting regulations, ensuring that marketing
261 and promotion of vaping products do not exploit these preferences.

262 Tweets with negative attitudes expressed dislike of certain flavors and concerns about
263 second-hand exposure. Examples like "@mentholdiet banana ice OR literally anything but
264 watermelon (watermelon vapes make me vomit in a bad way :/)" and "Minty vape flavors give
265 me major brain freeze vibes. I can't do it," point to specific aversions to flavors, ranging from
266 mint to fruit. These dislikes could be due to individual taste preferences or sensations like "brain
267 freeze," contrasting with a broader trend of users finding non-traditional flavors like fruit or

268 candy more satisfying [34]. Concerns about second-hand exposure also resonate strongly.
269 Tweets such as "you blow peach ice in my face and watch how i shove that vape down your
270 throat," or "Vape smokers will blow banana ice in ya face while u telling em how ya grandma
271 died," spotlight the intrusion of vapor into personal spaces, exacerbating existing concerns about
272 the inhalation of harmful substances such as nicotine and toxic chemicals by bystanders [35 -
273 37].

274 These findings provide insight into the specific factors that influence people's
275 perceptions of synthetic cooling agents, highlighting concerns about health, etiquette, and the
276 social impact of vaping.

277 Our study has several limitations. Despite demonstrating the impressive performance of
278 the deep-learning models we employed for tweet labeling, they are not flawless and could
279 potentially introduce some misclassification and bias into our findings. Furthermore, the absence
280 of demographic data (such as age, gender, and race/ethnicity) for the Twitter users in our dataset
281 restricts our ability to explore the attitudes and topics discussed based on each demographic
282 subgroup. We also deliberately avoided using the term "cool" as a keyword to minimize the
283 collection of irrelevant tweets. While this decision reduced noise, it also likely omitted some
284 relevant tweets discussing synthetic cooling agents in a relevant context. We also did not account
285 for the potential influence of bot accounts, which could have skewed both the sentiment and the
286 topical focus of the tweets collected. Furthermore, the longitudinal nature of our data collection
287 doesn't consider temporal shifts in public opinion that could be influenced by new research
288 findings or policy changes. Lastly, our study is constrained by its focus on English-language
289 tweets and its reliance on Twitter as the sole platform, which may not fully represent global
290 and/or multilingual perspectives.

291

292 **Conclusion**

293 Using Twitter data, we investigated public perceptions and discussions of synthetic
294 cooling agents and sensations in e-cigarettes. Our analysis revealed an increasing trend in
295 discussions about these agents and sensations over time, with positive attitudes consistently
296 dominating the study period. Vapers were found to be the major contributors to the overall
297 positive attitudes, expressing their preference for ice-flavored e-cigarette products. Tweets with
298 negative attitudes expressed dislike for certain flavors and concerns about second-hand vapor
299 exposure. Our results provide valuable information for future regulation of synthetic cooling
300 agents. The favorable view of ice-flavored e-cigarette products raises significant public health
301 concerns, given the potential harms of these synthetic cooling agents. Public health campaigns
302 are needed to educate the public about the potential risks associated with synthetic cooling
303 agents. These campaigns could be delivered through popular social media platforms such as
304 Twitter to reach a large and engaged audience.

305

306

307

308 **Acknowledgements**

309 This study was supported by REU Site: Computational Methods for Understanding Music,
310 Media, and Minds grant funded by National Science Foundation (Award number: 1950460) and
311 by the WNY Center for Research on Flavored Tobacco Products (CRoFT) under cooperative
312 agreement U54CA228110 funded by National Cancer Institute and US Food and Drug

313 Administration (FDA). The content is solely the responsibility of the authors and does not
314 necessarily represent the official views of the NIH or the FDA.

315

316 **Author contributions:**

317 DL, ZX: Conceived and designed the Study; AL and JH: analyzed the data; AL, JH, DL and ZX:
318 wrote the manuscript; AL, DL and ZX: edited the manuscript. All authors approved the final
319 version of the manuscript.

320

321 **Conflicting interests:** All authors have no potential conflict of interest to declare.

322 **Data availability statement**

323 Data are available upon reasonable request through corresponding author.

324

325 **References**

- 326 1. Oriakhi M. Vaping: An Emerging Health Hazard. *Cureus*. 2020;12.
- 327 2. Grana R, Benowitz N, Glantz SA. E-Cigarettes. *Circulation*. 2014;129:1972-1986.
- 328 3. Obisesan OH, et al. Trends in e-Cigarette Use in Adults in the United States, 2016-2018.
329 *JAMA Intern Med*. 2020;180:1394-1398.
- 330 4. Bandi P, et al. Changes in E-Cigarette Use Among U.S. Adults, 2019–2021. *Am J Prev*
331 *Med*. 2023;65:322-326.
- 332 5. Park-Lee E, et al. Tobacco Product Use Among Middle and High School Students —
333 United States, 2022. 2022:1429-1435.
- 334 6. McConnell R, et al. Electronic cigarette use and respiratory symptoms in adolescents.
335 *Am J Respir Crit Care Med*. 2017;195:1043-1049.
- 336 7. Bhatnagar A, et al. Electronic cigarettes: a policy statement from the American Heart
337 Association. *Circulation*. 2014;130:1418-1436.
- 338 8. Lechner WV, et al. The comparative efficacy of first-versus second-generation electronic
339 cigarettes in reducing symptoms of nicotine withdrawal. *Addiction*. 2015;110:862-867.
- 340 9. Lee HW, et al. E-cigarette smoke damages DNA and reduces repair activity in mouse
341 lung, heart, and bladder as well as in human lung and bladder cells. *Proc Natl Acad Sci*.
342 2018;115:E1560-E1569.
- 343 10. Sindelar JL. Regulating Vaping - Policies, Possibilities, and Perils. *N Engl J Med*.
344 2020;382:e54.

- 345 11. Ali FRM, Seaman EL, Diaz MC, Ajose J, King BA. Trends in unit sales of cooling
346 flavoured e-cigarettes, USA, 2017–2021. *Tobacco Control*. doi: 10.1136/tobaccocontrol-
347 2022-057395
- 348 12. U.S. Food and Drug Administration. FDA proposes rules prohibiting menthol cigarettes
349 and flavored cigars to prevent youth initiation, significantly reduce tobacco-related
350 disease and death. 2022 Apr 28 [cited 2023 Sep 17]. Available from:
351 [https://www.fda.gov/news-events/press-announcements/fda-proposes-rules-prohibiting-](https://www.fda.gov/news-events/press-announcements/fda-proposes-rules-prohibiting-menthol-cigarettes-and-flavored-cigars-prevent-youth-initiation)
352 [menthol-cigarettes-and-flavored-cigars-prevent-youth-initiation](https://www.fda.gov/news-events/press-announcements/fda-proposes-rules-prohibiting-menthol-cigarettes-and-flavored-cigars-prevent-youth-initiation).
- 353 13. Campaign for Tobacco-Free Kids. FDA must finalize rules to prohibit menthol cigarettes
354 and flavored cigars without delay – They will have a profound impact on the nation's
355 health, especially among Black Americans. 2023 Apr 28 [cited 2023 Sep 17]. Available
356 from: [https://www.tobaccofreekids.org/press-releases/2023_04_28_fda-must-finalize-](https://www.tobaccofreekids.org/press-releases/2023_04_28_fda-must-finalize-rules-to-prohibit-menthol-cigarettes-and-flavored-cigars)
357 [rules-to-prohibit-menthol-cigarettes-and-flavored-cigars](https://www.tobaccofreekids.org/press-releases/2023_04_28_fda-must-finalize-rules-to-prohibit-menthol-cigarettes-and-flavored-cigars).
- 358 14. FDA Commits to Evidence-Based Actions Aimed at Saving Lives and Preventing Future
359 Generations of Smokers: Efforts to ban menthol cigarettes, ban flavored cigars build on
360 previous flavor ban and mark significant steps to reduce addiction and youth
361 experimentation, improve quitting, and address health disparities. PR Newswire. 2021
362 [cited 2023 Sep 17]. Available from: [https://www.fda.gov/news-events/press-](https://www.fda.gov/news-events/press-announcements/fda-commits-evidence-based-actions-aimed-saving-lives-and-preventing-future-generations-smokers)
363 [announcements/fda-commits-evidence-based-actions-aimed-saving-lives-and-preventing-](https://www.fda.gov/news-events/press-announcements/fda-commits-evidence-based-actions-aimed-saving-lives-and-preventing-future-generations-smokers)
364 [future-generations-smokers](https://www.fda.gov/news-events/press-announcements/fda-commits-evidence-based-actions-aimed-saving-lives-and-preventing-future-generations-smokers).
- 365 15. Leventhal A, et al. 'Ice' flavoured e-cigarette use among young adults. *Tobacco Control*.
366 2023;32:114-117.
- 367 16. Yogeswaran S, et al. The role of synthetic coolants, WS-3 and WS-23, in modulating E-
368 cigarette-induced reactive oxygen species (ROS) in lung epithelial cells. *Toxicol Rep*.
369 2022;9:1700-1709.
- 370 17. Jabba SV, et al. Synthetic Cooling Agents in US-marketed E-cigarette Refill Liquids and
371 Popular Disposable E-cigarettes: Chemical Analysis and Risk Assessment. *Nicotine Tob*
372 *Res*. 2022;24:1037-1046.
- 373 18. Joint FAO/WHO Expert Committee on Food Additives, et al. Evaluation of Certain Food
374 Additives: Sixty-ninth Report of the Joint FAO/WHO Expert Committee on Food
375 Additives. Albany, SWITZERLAND: World Health Organization; 2009.
- 376 19. Manevski M, et al. E-cigarette synthetic cooling agent WS-23 and nicotine aerosols
377 differentially modulate airway epithelial cell responses. *Toxicol Rep*. 2022;9:1823-1830.
- 378 20. Zou C, et al. Perceptions of the IQOS Heated Tobacco Product on Twitter in the United
379 States. *Front Commun*. 2021;6.
- 380 21. OmnicoreAgency. Twitter by the Numbers (2023): Stats, Demographics & Fun Facts.
381 2023 [cited 17 September 2023]. In: OmnicoreAgency [Internet]. [about 4 screens].
382 Available from: <https://www.omnicoreagency.com/twitter-statistics/>
- 383 22. Russell C, et al. Changing patterns of first e-cigarette flavor used and current flavors used
384 by 20,836 adult frequent e-cigarette users in the USA. *Harm Reduct J*. 2018;15.
- 385 23. Majmundar A, et al. Monitoring Health Effects of Vaping Discussed on Twitter in 2018
386 and 2019. *J Gen Intern Med*. 2022;37:673-675.
- 387 24. Marques P, Piqueras L, Sanz MJ. An updated overview of e-cigarette impact on human
388 health. *Respir Res*. 2021;22:1-14.
- 389 25. Huang J, et al. A cross-sectional examination of marketing of electronic cigarettes on
390 Twitter. *Tob Control*. 2014;23:iii26-iii30.

- 391 26. Xinyi Lu, et al. User Perceptions of Different Electronic Cigarette Flavors on Social
392 Media: Observational Study. *J Med Internet Res*. 2020;22:e17280.
- 393 27. Liu Y, et al. RoBERTa: A Robustly Optimized BERT Pretraining Approach. 2019 arXiv
394 1907.11692 [submitted 2019 Nov 11; revised 2020 Mar 27; cited 2023 Sep 17]: [13 p.].
395 Available from: <https://arxiv.org/abs/1907.11692>
- 396 28. Devlin J, et al. BERT: Pre-training of Deep Bidirectional Transformers for Language
397 Understanding. 2018 arXiv 1810.04805 [submitted 2018 Oct 11; revised 2019 May 24;
398 cited 2023 Sep 17]: [16 p.]. Available from: <https://arxiv.org/abs/1810.04805>
- 399 29. Grootendorst M. BERTopic: Neural topic modeling with a class-based TF-IDF
400 procedure. 2022 arXiv 2201.13014 [submitted 2022 Jan 4; cited 2023 Sep 17]: [25 p.].
401 Available from: <https://arxiv.org/abs/2201.13014>
- 402 30. Syed S, Spruit M. Full-Text or Abstract? Examining Topic Coherence Scores Using
403 Latent Dirichlet Allocation. In: Proceedings of the 2017 IEEE International Conference
404 on Data Science and Advanced Analytics (DSAA); 2017 Oct 19-21. doi:
405 10.1109/DSAA.2017.61.
- 406 31. Sievert C, Shirley K. LDAvis: A method for visualizing and interpreting topics. In:
407 Proceedings of the Workshop on Interactive Language Learning, Visualization, and
408 Interfaces; 2014: 63-70. doi: 10.3115/v1/W14-3110.
- 409 32. Galimov A, et al. Ice Flavor-Related Discussions on Twitter: Content Analysis. *J Med*
410 *Internet Res*. 2022;e41785. doi: 10.2196/41785.
- 411 33. Leventhal AM, et al. Ice flavours and non-menthol synthetic cooling agents in e-cigarette
412 products: a review. *Tob Control*. 2022. doi: 10.1136/tobaccocontrol-2021-057073.
- 413 34. Leventhal AM, et al. Flavored E-cigarette Use and Progression of Vaping in Adolescents.
414 *Pediatrics*. 2019;144(5):e20190789. doi: 10.1542/peds.2019-0789.
- 415 35. Czogala J, Goniewicz ML, Fidelus B, Zielinska-Danch W, Travers MJ, Sobczak A.
416 Secondhand Exposure to Vapors From Electronic Cigarettes. *Nicotine Tob Res*.
417 2014;16:6. DOI: 10.1093/ntr/ntt203
- 418 36. Gentzke AS, Wang TW, Marynak KL, Trivers KF, King BA. Exposure to Secondhand
419 Smoke and Secondhand E-Cigarette Aerosol Among Middle and High School Students.
420 *Prev Chronic Dis*. 2019;16:180531. DOI: 10.5888/pcd16.180531
- 421 37. Islam T, Braymiller J, Eckel SP, Liu F, Tackett AP, Rebuli M, Barrington-Trimis J,
422 McConnell R. Secondhand nicotine vaping at home and respiratory symptoms in young
423 adults. *Thorax*. 2022. DOI: 10.1136/thoraxjnl-2021-217041
- 424

425 **Supporting information**

426 **S1 Fig. Flowchart of Twitter data pre-processing**

427

428 **S2 Fig. The proportion of vapers and non-vapers mentioning synthetic cooling agents and**
429 **sensations on Twitter.**

430

431 **S1 Table. Keywords used in Twitter data filtering.**

432

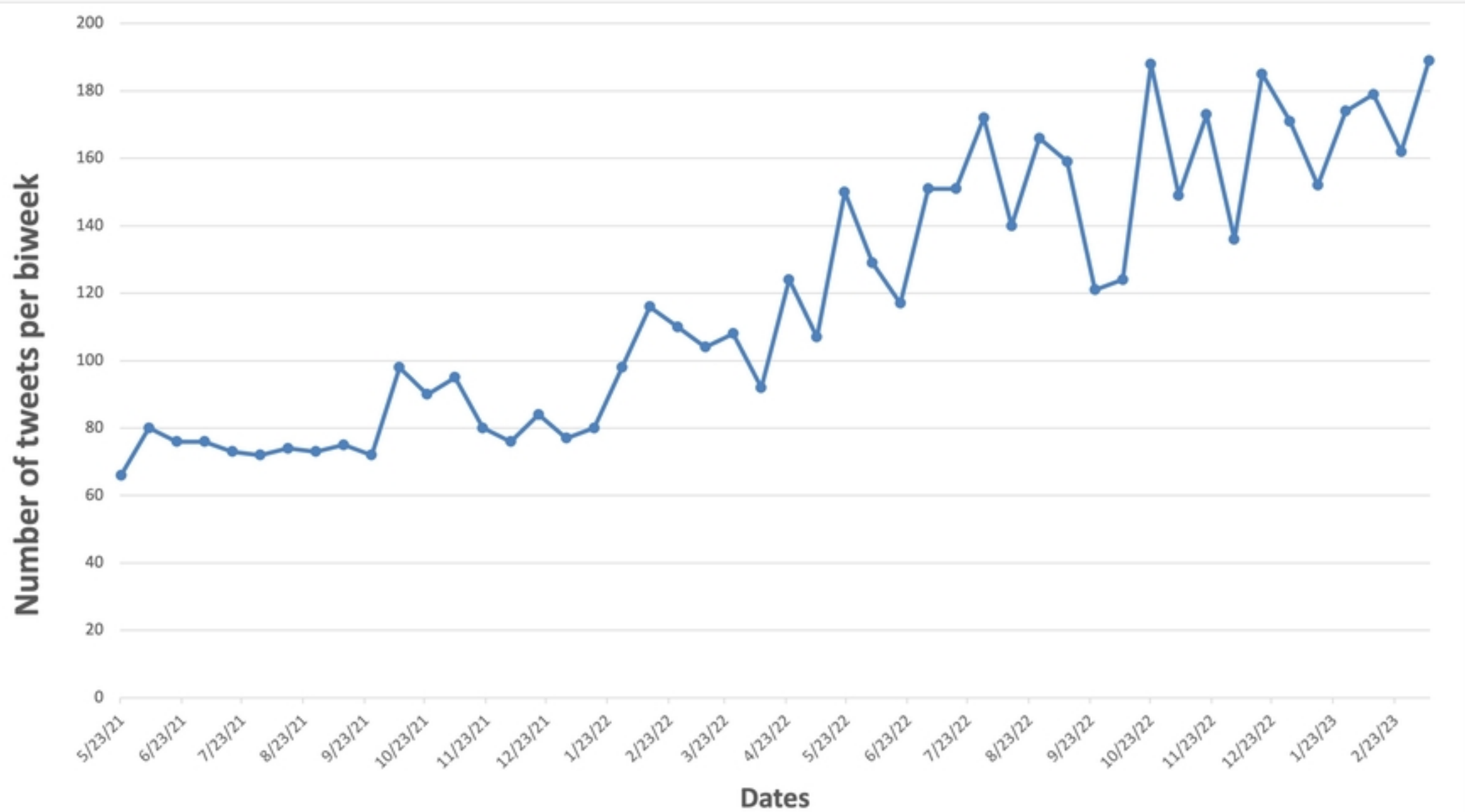


Figure 1

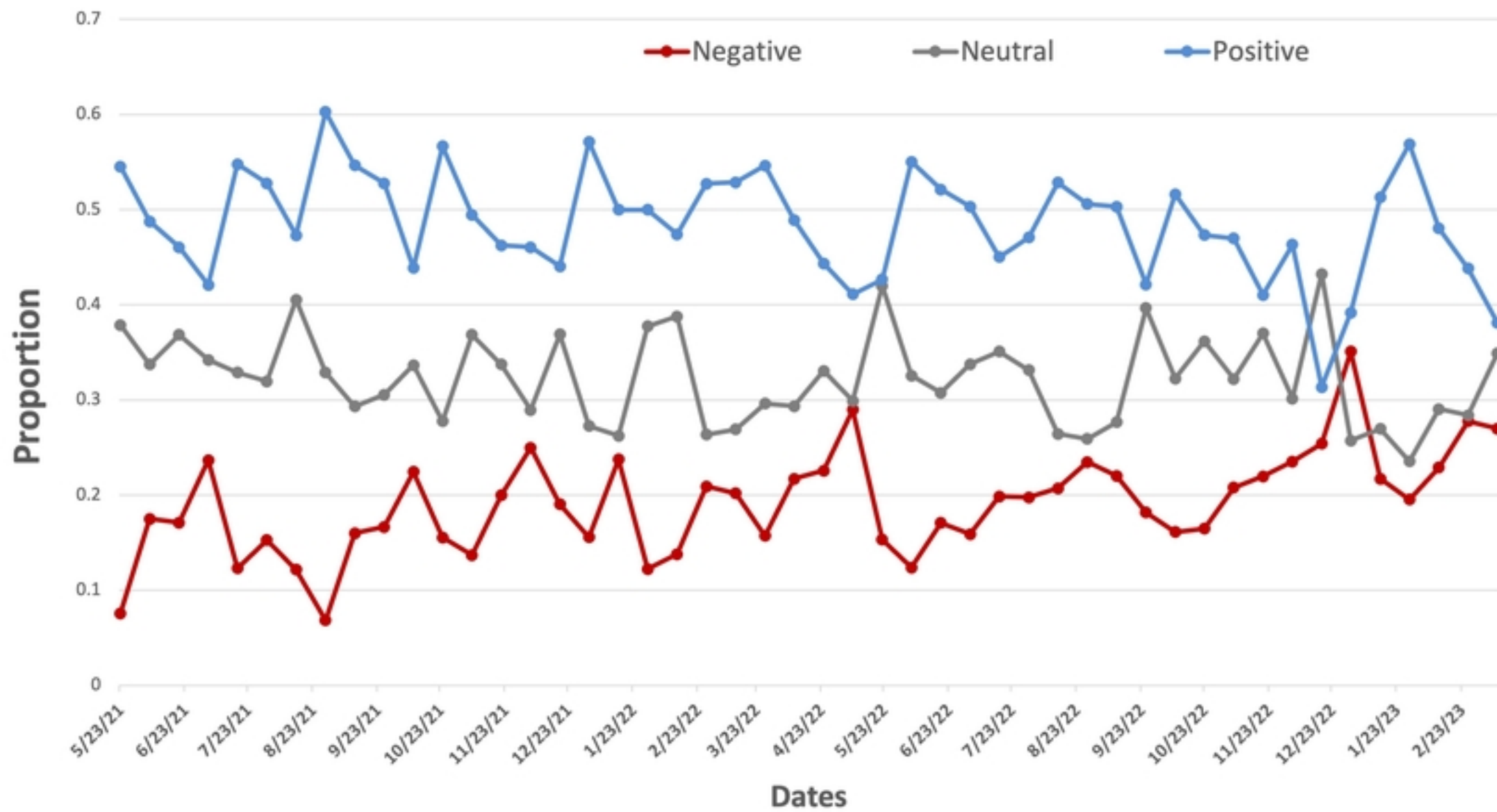


Figure 2

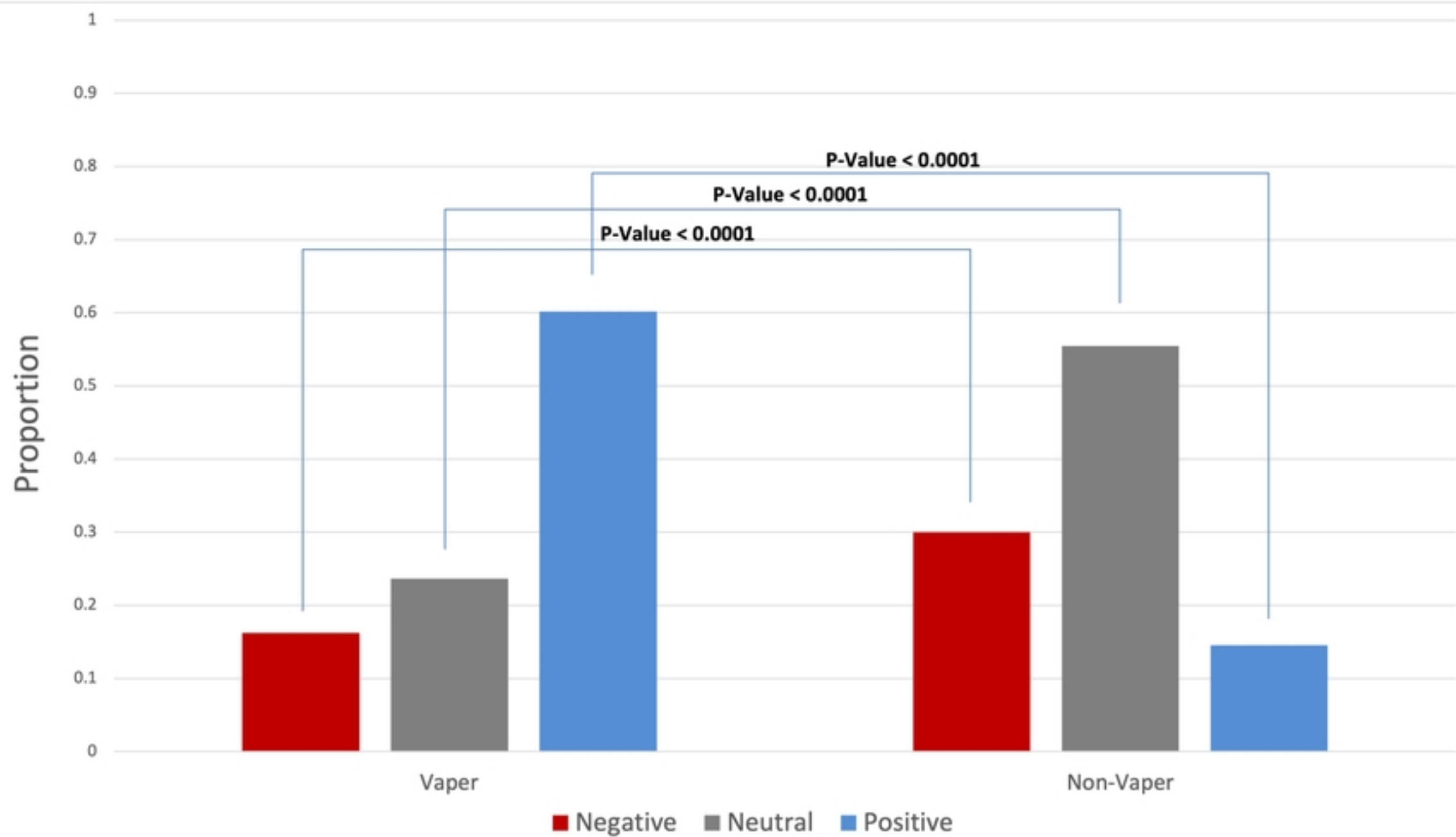


Figure 3