

1 **Characterizing the blood stage antimalarial activity of pyronaridine in healthy**
2 **volunteers experimentally infected with *Plasmodium falciparum***

3

4 Bridget E. Barber^{1,2,5}, Rebecca Webster¹, Adam J. Potter¹, Stacey Llewellyn¹, Nischal Sahai²,
5 Indika Leelasena², Susan Mathison², Karsten Kuritz³, Julia Flynn⁴, Stephan Chalon⁴, Anne
6 Claire Marrast⁴, Nathalie Gobeau⁴, Joerg J. Moehrle^{4*}

7

8 ¹QIMR Berghofer Medical Research Institute, Brisbane, Australia

9 ²University of the Sunshine Coast, Morayfield, Australia

10 ³IntiQuan GmbH, Basel, Switzerland

11 ⁴Medicines for Malaria Venture, Geneva, Switzerland

12 ⁵Royal Brisbane and Women's Hospital, Brisbane, Australia

13

14 ***Corresponding author:** A/Prof. Joerg Moehrle. Medicines for Malaria Venture, Route de
15 Prés-Bois 20, 1215 Geneva 15, Switzerland. Email: moehrlej@mmv.org. Telephone: + 41 79
16 8234 666.

17

18 **Keywords:** *Plasmodium falciparum*, pyronaridine, blood stage, volunteer infection study,
19 antimalarial, pharmacokinetics, pharmacodynamics.

20 **Running title:** Antimalarial activity of pyronaridine.

21 **ABSTRACT**

22 Although pyronaridine has been used to successfully treat malaria for many years, its
23 antimalarial activity in humans has not been completely characterized. This volunteer
24 infection study aimed to determine the pharmacokinetic/pharmacodynamic (PK/PD)
25 relationship of pyronaridine in healthy malaria naïve adults. Volunteers were inoculated with
26 *Plasmodium falciparum* 3D7-infected erythrocytes on day 0 and different single oral doses of
27 pyronaridine were administered on day 8. Parasitemia, and concentrations of pyronaridine in
28 whole blood were measured and standard safety assessments performed. Curative artemether-
29 lumefantrine therapy was administered if parasite regrowth occurred, or on day 47±2.
30 Outcomes were parasite clearance kinetics, PK and PK/PD parameters from modelling. Ten
31 participants were inoculated and administered 360 mg (n=4), 540 mg (n=4), or 720 mg (n=1)
32 pyronaridine. One participant was withdrawn without receiving pyronaridine. Time to
33 maximum pyronaridine concentration after dosing was 1-2 hours and the elimination half-life
34 was 8-9 days. A parasite clearance half-life of approximately 5 hours was calculated for all
35 dose levels. Parasite regrowth occurred after dosing with 360 mg (4/4 participants) and 540
36 mg (2/4 participants). Key efficacy parameters of pyronaridine including the minimum
37 inhibitory concentration (MIC: 5.5 ng/mL) and minimum parasitocidal concentration that
38 leads to 90% of maximum effect (MPC₉₀: 8 ng/mL) were derived from the final PK/PD
39 model. Adverse events considered related to pyronaridine were predominantly mild to
40 moderate gastrointestinal symptoms. There were no serious adverse events. Data obtained in
41 this study will support the use of pyronaridine in new antimalarial combination therapies by
42 informing partner drug selection and dosing considerations.

43 **Abbreviations:** AEs: adverse events; IBSM: induced blood stage malaria; PK/PD:
44 pharmacokinetic/pharmacodynamics; VIS: volunteer infection study.

45 **INTRODUCTION**

46 Malaria continues to be responsible for a large global health burden, with an estimated 247
47 million cases and 619,000 deaths in 2021 [1]. The emergence of artemisinin-resistant
48 *Plasmodium falciparum* in Southeast Asia [2], and more recently in East Africa [3], threatens
49 the utility of the current first line artemisinin combination therapies (ACTs) and progress
50 toward malaria eradication. The development of novel antimalarial therapies is an important
51 strategy to combat the spread of resistance and there are currently significant efforts to
52 progress several promising new antimalarial compounds through clinical development [4].
53 However, the progress of a new compound from bench to bedside is typically a lengthy
54 process and additional strategies are required to control malaria in the nearer term.
55 Optimizing the use of existing non-artemisinin antimalarial drugs is one such strategy that
56 has potential to reduce malaria morbidity and mortality and slow the spread of antimalarial
57 resistance.

58 Pyronaridine is an antimalarial compound first developed in China in the 1970's and has been
59 shown to have potent activity towards blood-stage *P. falciparum*, including isolates resistant
60 to chloroquine, quinine, amodiaquine, pyrimethamine or mefloquine [5]. The antimalarial
61 activity of pyronaridine is thought to occur primarily due to inhibition of hemozoin
62 formation, which results in accumulation of toxic hemozoin in the parasite food vacuole [6].
63 Pyronaridine has been used as a single agent for the treatment of malaria in China for over 30
64 years and was subsequently developed as a fixed-dose combination therapy with artesunate
65 (an artemisinin derivative) for the treatment of acute uncomplicated *P. falciparum* malaria
66 and blood stage *P. vivax* (Pyramax®: pyronaridine-artesunate). *Pyramax* is currently
67 registered in several countries in Africa and Asia, has received positive opinion through
68 article 58 by the European Medicines Agency [7], is on the World Health Organization
69 (WHO) Model Lists of Essential Medicines for adults and children, and is recommended by

70 the current WHO guidelines for malaria [8]. The recommended *Pyramax* dosing regimen for
71 patients ≥ 65 kg is 720 mg pyronaridine/ 240 mg artesunate daily for three consecutive days.

72 Despite the fact that pyronaridine has been used to successfully treat malaria for many years,
73 either in monotherapy or in combination with other antimalarial drugs [5], its antimalarial
74 activity in humans has not been completely characterized. Determining the relationship
75 between pyronaridine pharmacokinetics (PK) and pharmacodynamic (PD) antimalarial
76 activity in humans would inform efforts to broaden its use in new combination therapies.
77 Combination therapies are the focus of antimalarial drug development to reduce the risk of
78 selecting for resistant mutants and to target multiple stages of the parasite lifecycle including
79 the transmissible gametocytes [9]. Further, using a combination of two or more drugs is
80 typically considered a prerequisite for achieving cure without the need for an extended dosing
81 regimen, which would pose compliance challenges. In the case of ACTs, the fast-acting
82 artemisinin component rapidly reduces the parasite burden, while a partner drug with a more
83 moderate rate of action but longer elimination half-life is relied upon to clear residual
84 parasites and prevent recrudescence. The rate of action of pyronaridine in clearing malaria
85 parasitaemia in humans is unclear; however clinical pharmacokinetic studies in malaria
86 patients have demonstrated that it has a relatively long elimination half-life of 13.2 days in
87 adults and 9.6 days in children [5] and thus may be able to offer extended protection from
88 recrudescence.

89 Volunteer infection studies (VIS) using the induced blood stage malaria (IBSM) model have
90 previously successfully characterized the PK/PD relationship of several experimental
91 antimalarial compounds as well as antimalarial drugs currently in use [10-13]. The IBSM
92 model involves intravenous inoculation of healthy malaria naïve adult participants with
93 blood-stage parasites and subsequent administration of the test antimalarial. Frequent blood
94 sampling is performed to measure parasitaemia and drug concentration kinetics over the

95 course of the study, thus providing data for PK/PD modelling analyses. Such VIS have been
96 shown to accurately predict the activity of investigational antimalarials administered as
97 monotherapy in studies in endemic populations [14, 15].

98 The primary objective of the current study was to determine the PK/PD relationship of
99 pyronaridine following administration in healthy adult participants using the *P. falciparum*
100 IBSM model. Data obtained in this study will support the use of pyronaridine in new
101 antimalarial combination therapies by informing partner drug selection and dosing
102 considerations.

103 **METHODS**

104 **Study design and participants**

105 This was an open label, randomized, clinical trial using the IBSM model. Healthy malaria
106 naïve males and females (non-pregnant, non-lactating) aged 18-55 years were eligible for
107 inclusion (Text S1). The study was conducted at the University of the Sunshine Coast
108 Clinical Trials Unit (Morayfield, Australia) and was registered on ClinicalTrials.gov
109 (NCT05287893). This study was approved by the QIMR Berghofer Human Research Ethics
110 Committee (P3800). All participants gave written informed consent.

111 **Procedures**

112 Participants were inoculated intravenously with approximately 2800 viable *P. falciparum*
113 3D7 infected erythrocytes on day 0. Parasitemia was monitored throughout the study by
114 quantitative PCR (qPCR) targeting the gene encoding *P. falciparum* 18S rRNA [16]. A single
115 oral dose of pyronaridine in tablet form (Shin Poong Pharmaceutical Co., Ltd, Seoul, South
116 Korea) was administered on day 8 after an overnight fast. Participants were randomized to a
117 dose group on day 8. The randomization schedule was generated using SAS. No blinding was
118 performed.

119 Whole blood concentrations of pyronaridine were measured by liquid chromatography
120 tandem mass spectrometry using a validated method. Participants received a curative course
121 of artemether-lumefantrine (Riamet®, Novartis Pharmaceuticals) if asexual parasite regrowth
122 was detected ($\geq 5,000$ parasites/mL), or on day 47 ± 2 . The presence of female gametocytes,
123 male gametocytes and ring stage parasites in participants' blood samples was detected at
124 select time points using qRT-PCR targeting *pfs25*, *pfMGET* and *SBP-1* parasite transcripts
125 respectively [17, 18]. The protocol specified that a single 45 mg dose of primaquine
126 (Primacin®, Boucher & Muir Pty Ltd) could be administered after artemether-lumefantrine
127 treatment (cohort 1) or any time after pyronaridine dosing (cohort 2) to clear gametocytemia.
128 Safety assessments, including monitoring of adverse events (AEs), vital signs, hematology
129 and biochemistry, physical examination, and electrocardiographs, were performed throughout
130 the study.

131 **Outcomes and Statistical analysis**

132 Analysis of parasite clearance kinetics following pyronaridine was performed in R statistical
133 package version 4.1.3 (2022-03-10). The parasite reduction ratio over a 48-hour period
134 (PRR_{48}) and parasite clearance half-life ($PC_{t_{1/2}}$) were estimated using the slope of the optimal
135 fit for the log-linear relationship of the parasitemia decay [19]. Non-compartmental
136 pharmacokinetic analysis was performed using Phoenix version 8.3.

137 Pharmacokinetic (PK) and pharmacokinetic/pharmacodynamic (PK/PD) modelling and
138 simulations were conducted within R (3.6.3) combined to the IQRtools package (1.9.0) and
139 Monolix (MLX2019R1). PK/PD analyses were performed using non-linear mixed effects
140 models. A population PK model was developed to obtain individual PK parameter estimates
141 that adequately described the observed individual PK profiles. Model selection was based on
142 the Bayesian Information Criterion (BIC), precision of parameter estimates, goodness of fit

143 and visual evaluation of the individual blood profiles. The PK/PD model was then built using
144 the individual PK parameter estimates as regression parameters. Parasitaemia data were log
145 transformed and observations below the lower limit of quantification were censored.
146 Additionally, data points where gametocytes were estimated to exceed 10% of the total
147 parasitaemia count were removed from the data set since only the asexual parasites were of
148 interest for the PD model and the count of gametocytes is not precise enough to back-
149 calculate the number of asexual parasites from the number of total parasites. Precision of
150 parameter estimates, visual evaluation of the individual parasitemia profiles and goodness of
151 fit plots ensured that the data were adequately described by the final PK/PD model.

152 Key efficacy parameters including the concentration that leads to 50% of maximum effect
153 (EC_{50}), maximum effect (E_{max}), parasite reduction rate over 48 hours (PRR_{48}), parasite
154 elimination half-life, minimum inhibitory concentration (MIC), and minimum parasitocidal
155 concentration (concentration that leads to 90% of maximum effect) (MPC_{90}) were derived
156 from the final PK/PD model.

157 **RESULTS**

158 **Participants**

159 The study was conducted from 04 April 2022 to 26 September 2022. Ten participants were
160 enrolled across two cohorts and intravenously inoculated with *P. falciparum* on day 0 (Figure
161 1). Participants were healthy malaria-naïve males (n=7) or females (n=3) aged 19 to 52 years
162 (Table 1). One participant enrolled in cohort 1 tested positive for COVID-19 on day 6 and
163 therefore was not dosed with pyronaridine. This participant instead received immediate
164 definitive antimalarial treatment with artemether-lumefantrine. The remaining 9 participants
165 were randomized to a pyronaridine dose group on day 8 (360 mg, n=4; 540 mg, n=4; or 720
166 mg, n=1). Doses were selected to optimally characterize the PK/PD relationship. All 9

167 randomized participants received the allocated dose of pyronaridine, completed the study and
168 were included in the analysis of study endpoints.

169 **Parasitemia and drug exposure**

170 The progression of parasitemia following intravenous inoculation was consistent between
171 participants up to day 8, when a single dose of pyronaridine was administered (Figure 2).
172 Dose-related increases in pyronaridine exposure (maximum concentration [C_{max}] and area
173 under the concentration-time curve from time 0 to the last measured time point [AUC_{0-last}])
174 were observed across the dose range (Table 3). Absorption was rapid, with time to maximum
175 concentration (t_{max}) approximately 1-2 h, while a relatively long elimination half-life ($t_{1/2}$) of
176 approximately 8-9 days was observed.

177 An initial reduction in parasitemia occurred in all participants following pyronaridine dosing,
178 with a parasite clearance half-life of approximately 5 hours for each dose group (Table 2).
179 Asexual parasite regrowth (differentiated from gametocytemia by qRT-PCR targeting
180 parasite lifecycle specific transcripts; Figure S1) occurred in all 4 participants dosed with 360
181 mg (6-20 days post-dose) and in two participants dosed with 540 mg pyronaridine (10-13
182 days post-dose). Asexual parasite regrowth was not observed in the other two participants
183 dosed with 540 mg up to day 48 when definitive antimalarial treatment with artemether-
184 lumefantrine was initiated. The participant dosed with 720 mg pyronaridine tested positive
185 for COVID-19 on day 24 (16 days post-dose) and thus received early definitive antimalarial
186 treatment with artemether-lumefantrine on the same day. Asexual parasite regrowth was not
187 observed in this participant at the time of treatment initiation.

188 Female and male gametocytes were detected in all participants after pyronaridine dosing
189 (Figure S1). In cohort 1, a single dose of primaquine was administered to 4 participants after
190 artemether-lumefantrine treatment to ensure the participants were free of gametocytes at the

191 end of study (Figure 1). Given the relatively high level of gametocytemia observed in cohort
192 1, the study protocol was amended for cohort 2 to permit primaquine administration at any
193 time after pyronaridine dosing. It was anticipated that earlier primaquine dosing would
194 reduce the confounding effect of gametocytemia on the PK/PD analysis. Three of the four
195 participants in cohort 2 were administered a single dose of primaquine prior to artemether-
196 lumefantrine treatment (7-9 days after pyronaridine dosing). Rapid asexual parasite regrowth
197 occurred in the fourth participant (7 days after pyronaridine dosing) obviating the need for
198 primaquine dosing before artemether-lumefantrine treatment (Figure 1).

199 **Pharmacokinetic/Pharmacodynamic analysis**

200 The PK of pyronaridine was described by a two-compartment model with zero-order
201 absorption, linear elimination, and an additive and proportional residual error model (Table
202 S1). Body weight at baseline was included in the structural model as a covariate using an
203 allometric function with exponents fixed to 0.75 for clearance parameters and 1 for volume
204 parameters. The individual observed pyronaridine concentrations were well described by the
205 model (Figure S2). The estimated individual PK parameters were consecutively used in the
206 PK/PD analysis of pyronaridine.

207 The relationship between pyronaridine blood concentrations and parasite killing was
208 described by an E_{\max} PK/PD model (Table S2). This model assumes an exponential growth of
209 the parasites and a direct effect of concentrations on the rate of parasite killing/clearance.
210 Population parameters were well estimated with a residual standard error (RSE) below 12%.
211 RSE as well as shrinkage were below 30% for the estimated inter-individual variability. The
212 individual observed parasitaemia profiles were well described by the model (Figure S3). Key
213 efficacy parameters for pyronaridine derived from the final PK/PD model are presented in
214 Table 4.

215 **Safety and tolerability**

216 A total of 139 AEs were reported for all 10 enrolled participants (Table 5), with 73 of these
217 AEs being mild to moderate (grade 1 to 2) signs and symptoms of malaria (Table S4). There
218 were no serious adverse events or adverse events with severity of grade 3 or higher. There
219 were 14 AEs considered related to pyronaridine (Table S3), with gastrointestinal symptoms
220 (abdominal pain, dyspepsia, gastroesophageal reflux, nausea, vomiting) the most frequent
221 type of AE reported. Other AEs considered related to pyronaridine were headache, malaise,
222 decreased appetite, and decreased hemoglobin. The event of decreased hemoglobin occurred
223 in one male participant dosed with 360 mg pyronaridine, with a maximum decrease from
224 baseline (pre-malaria challenge) of 30 g/L recorded 14 days after pyronaridine dosing. The
225 participant's hemoglobin level normalized spontaneously prior to the end of study visit. In
226 addition to being considered potentially related to pyronaridine, the event was also
227 considered potentially related to the malaria challenge and to blood sampling during the
228 study. There were no clinically relevant trends in safety laboratory parameters over the course
229 of the study, including liver function tests.

230 **DISCUSSION**

231 The primary objective of this study was to characterize the antimalarial activity of
232 pyronaridine by assessing the PK/PD relationship in malaria naïve adults using the *P.*
233 *falciparum* IBSM model. Results confirmed that pyronaridine exhibits potent activity against
234 blood-stage *P. falciparum*. The pyronaridine doses tested in this study (360 mg, 540 mg and
235 720 mg) all resulted in initial rapid parasite clearance, with a parasite clearance half-life of
236 approximately 5 hours. There was no obvious difference in the rate of parasite clearance
237 between dose levels, although this study was not powered to detect such differences. The
238 parasite clearance rate characterized for pyronaridine is similar to that previously
239 characterized for 10 mg/kg mefloquine (clearance half-life 6.2 hours) [12] and 640 mg

240 piperazine (clearance half-life 5.2 hours) [20] using the *P. falciparum* IBSM model.

241 However, parasite clearance was slower than previously observed with 2 mg/kg oral

242 artesunate (clearance half-life 3.2 hours) [21].

243 The PK profile of pyronaridine observed in this study is somewhat different to the PK of

244 pyronaridine previously characterized in healthy adult volunteers and adult malaria patients

245 administered the pyronaridine-artesunate combination. The elimination half-life was

246 estimated to be 190-233 h (approximately 8-9 days) across the dose range in the current study

247 as compared with 11.3 days (healthy volunteers) and 13.2 days (malaria patients) in

248 individuals receiving combination therapy [5]. Differences in the populations used for

249 analysis, and potential PK interactions between pyronaridine and artesunate, may be factors

250 contributing to the different PK profiles observed. However, the small sample size of the

251 current study in comparison with previous PK studies involving much larger sample sizes

252 means it is not possible to draw definitive conclusions with respect to differences in PK

253 profiles. Nevertheless, any potential differences in PK are not entirely relevant with respect to

254 determining the PK/PD relationship of pyronaridine since the PK and PD measurements

255 come from the same participants.

256 There were no safety concerns associated with single dose pyronaridine administration in this

257 study, with mild to moderate gastrointestinal symptoms the most frequent adverse events

258 observed. The good safety and tolerability profile of pyronaridine has been well established

259 in several clinical trials involving both monotherapy and combination antimalarial therapy [5,

260 22, 23]. Additionally, the malaria-related adverse events observed were consistent with

261 previous malaria volunteer infection studies.

262 A PK/PD model of pyronaridine was successfully developed in this study, enabling

263 estimation of key efficacy parameters. It is anticipated that this model will be valuable in

264 future efforts to expand the use of pyronaridine in new antimalarial combination therapies by
265 informing partner drug selection and dosing considerations. At the time of writing, a phase 2a
266 proof of concept study assessing the safety, efficacy, and PK of pyronaridine in combination
267 with a new antimalarial candidate (M5717) in patients with acute uncomplicated *P.*
268 *falciparum* malaria had begun recruiting (clinicaltrials.gov ID: NCT05689047). This study
269 was initiated following a preclinical study of the combination *in vitro* and in the *P.*
270 *falciparum* severe combined immunodeficient (SCID) mouse model [24]. The preclinical
271 study indicated that the compounds had additive parasitological properties and that
272 pyronaridine was able to suppress the selection of M5717-resistant parasites [24]. The fact
273 that M5717 also appears to be active against transmissible gametocytes [25] likely adds to its
274 suitability as a partner drug to pyronaridine given the high level of gametocytemia observed
275 following administration of pyronaridine in the current study. We have previously conducted
276 a VIS to characterize the antimalarial activity of M5717 using the IBSM model [26]. Thus,
277 clinical PK/PD data is now available for both M5717 and pyronaridine, which will be
278 valuable in the development of this antimalarial combination by informing dosing strategies.
279 A combination VIS may also be worthy of consideration to characterize the PK/PD
280 interaction of the drugs *in vivo*. Investigations are underway to identify other antimalarials
281 that may represent good partner drugs to pyronaridine in a new combination therapy.

282 **FUNDING**

283 This study was funded by a grant from the Bill and Melinda Gates Foundation (INV-007155)
284 awarded to Medicines for Malaria Venture (MMV).

285 **CONFLICTS OF INTEREST**

286 BEB declares receipt of funding from Medicines for Malaria Venture (MMV) to perform the
287 study. JJM, ACM, JF, and NG are employees of MMV. ACM declares holding shares in
288 Novartis, Alcon and Idorsia. All other authors declare no conflicts of interest.

289 **ACKNOWLEDGEMENTS**

290 We thank all the volunteers who participated in the study, the University of the Sunshine
291 Coast Clinical Trials Unit, Southern Star Research, Shin Poong Pharmaceutical for providing
292 pyronaridine, the Queensland Paediatric Infectious Diseases laboratory for qPCR analysis,
293 Swiss BioQuant for the measurement of pyronaridine concentrations, Jeremy Gower and
294 Hayley Mitchell from the QIMR Berghofer Medical Research Institute for preparation of the
295 malaria challenge inoculum, and Hanu Ramachandrani and Alice Neequaye from MMV.

296

297 **REFERENCES**

- 298 1. World Health Organization. World Malaria Report 2022. Geneva.
- 299 2. Ashley EA, Dhorda M, Fairhurst RM, et al. Spread of artemisinin resistance in
300 *Plasmodium falciparum* malaria. *N Engl J Med* **2014**; 371(5): 411-23.
- 301 3. Balikagala B, Fukuda N, Ikeda M, et al. Evidence of Artemisinin-Resistant Malaria in
302 Africa. *N Engl J Med* **2021**; 385(13): 1163-71.
- 303 4. Hooft van Huijsduijnen R, Wells TN. The antimalarial pipeline. *Curr Opin Pharmacol*
304 **2018**; 42: 1-6.
- 305 5. Croft SL, Duparc S, Arbe-Barnes SJ, et al. Review of pyronaridine anti-malarial
306 properties and product characteristics. *Malaria journal* **2012**; 11: 270.
- 307 6. Bailly C. Pyronaridine: An update of its pharmacological activities and mechanisms
308 of action. *Biopolymers* **2021**; 112(4): e23398.

- 309 7. Agency EM. Pyramax: Opinion on medicine for use outside EU. Available at:
310 <https://www.ema.europa.eu/en/opinion-medicine-use-outside-EU/human/pyramax>.
311 Accessed 28 August 2023.
- 312 8. WHO Guidelines for malaria, 14 March 2023. Geneva: World Health Organization,
313 **2023**.
- 314 9. Burrows JN, Duparc S, Gutteridge WE, et al. New developments in anti-malarial
315 target candidate and product profiles. *Malaria journal* **2017**; 16(1): 26.
- 316 10. Barber BE, Abd-Rahman AN, Webster R, et al. Characterizing the blood stage
317 antimalarial activity of tafenoquine in healthy volunteers experimentally infected with
318 *Plasmodium falciparum*. *Clin Infect Dis* **2023**.
- 319 11. Barber BE, Fernandez M, Patel HB, et al. Safety, pharmacokinetics, and antimalarial
320 activity of the novel triaminopyrimidine ZY-19489: a first-in-human, randomised,
321 placebo-controlled, double-blind, single ascending dose study, pilot food-effect study,
322 and volunteer infection study. *The Lancet Infectious diseases* **2022**; 22(6): 879-90.
- 323 12. McCarthy JS, Lotharius J, Ruckle T, et al. Safety, tolerability, pharmacokinetics, and
324 activity of the novel long-acting antimalarial DSM265: a two-part first-in-human
325 phase 1a/1b randomised study. *The Lancet Infectious diseases* **2017**; 17(6): 626-35.
- 326 13. McCarthy JS, Ruckle T, Djeriou E, et al. A Phase II pilot trial to evaluate safety and
327 efficacy of ferroquine against early *Plasmodium falciparum* in an induced blood-stage
328 malaria infection study. *Malaria journal* **2016**; 15: 469.
- 329 14. Phyo AP, Jittamala P, Nosten FH, et al. Antimalarial activity of artefenomel (OZ439),
330 a novel synthetic antimalarial endoperoxide, in patients with *Plasmodium falciparum*
331 and *Plasmodium vivax* malaria: an open-label phase 2 trial. *The Lancet Infectious*
332 *diseases* **2016**; 16(1): 61-9.

- 333 15. Llanos-Cuentas A, Casapia M, Chuquiyaui R, et al. Antimalarial activity of single-
334 dose DSM265, a novel plasmodium dihydroorotate dehydrogenase inhibitor, in
335 patients with uncomplicated Plasmodium falciparum or Plasmodium vivax malaria
336 infection: a proof-of-concept, open-label, phase 2a study. *The Lancet Infectious*
337 *diseases* **2018**; 18(8): 874-83.
- 338 16. Rockett RJ, Tozer SJ, Peatey C, et al. A real-time, quantitative PCR method using
339 hydrolysis probes for the monitoring of Plasmodium falciparum load in
340 experimentally infected human volunteers. *Malaria journal* **2011**; 10: 48.
- 341 17. Wang CYT, Ballard E, Llewellyn S, et al. Assays for quantification of male and
342 female gametocytes in human blood by qRT-PCR in the absence of pure sex-specific
343 gametocyte standards. *Malaria journal* **2020**; 19(1): 218.
- 344 18. Tadesse FG, Lanke K, Nebie I, et al. Molecular Markers for Sensitive Detection of
345 Plasmodium falciparum Asexual Stage Parasites and their Application in a Malaria
346 Clinical Trial. *Am J Trop Med Hyg* **2017**; 97(1): 188-98.
- 347 19. Marquart L, Baker M, O'Rourke P, McCarthy JS. Evaluating the pharmacodynamic
348 effect of antimalarial drugs in clinical trials by quantitative PCR. *Antimicrobial agents*
349 *and chemotherapy* **2015**; 59(7): 4249-59.
- 350 20. Pasay CJ, Rockett R, Sekuloski S, et al. Piperaquine Monotherapy of Drug-
351 Susceptible Plasmodium falciparum Infection Results in Rapid Clearance of
352 Parasitemia but Is Followed by the Appearance of Gametocytemia. *The Journal of*
353 *infectious diseases* **2016**; 214(1): 105-13.
- 354 21. Watts RE, Odedra A, Marquart L, et al. Safety and parasite clearance of artemisinin-
355 resistant Plasmodium falciparum infection: A pilot and a randomised volunteer
356 infection study in Australia. *PLoS Med* **2020**; 17(8): e1003203.

- 357 22. Tona Lutete G, Mombo-Ngoma G, Assi SB, et al. Pyronaridine-artesunate real-world
358 safety, tolerability, and effectiveness in malaria patients in 5 African countries: A
359 single-arm, open-label, cohort event monitoring study. *PLoS Med* **2021**; 18(6):
360 e1003669.
- 361 23. West African Network for Clinical Trials of Antimalarial D. Pyronaridine-artesunate
362 or dihydroartemisinin-piperazine versus current first-line therapies for repeated
363 treatment of uncomplicated malaria: a randomised, multicentre, open-label,
364 longitudinal, controlled, phase 3b/4 trial. *Lancet (London, England)* **2018**;
365 391(10128): 1378-90.
- 366 24. Rottmann M, Jonat B, Gump C, et al. Preclinical Antimalarial Combination Study of
367 M5717, a Plasmodium falciparum Elongation Factor 2 Inhibitor, and Pyronaridine, a
368 Hemozoin Formation Inhibitor. *Antimicrobial agents and chemotherapy* **2020**; 64(4).
- 369 25. Baragana B, Hallyburton I, Lee MC, et al. A novel multiple-stage antimalarial agent
370 that inhibits protein synthesis. *Nature* **2015**; 522(7556): 315-20.
- 371 26. McCarthy JS, Yalkinoglu O, Odedra A, et al. Safety, pharmacokinetics, and
372 antimalarial activity of the novel plasmodium eukaryotic translation elongation factor
373 2 inhibitor M5717: a first-in-human, randomised, placebo-controlled, double-blind,
374 single ascending dose study and volunteer infection study. *The Lancet Infectious*
375 *diseases* **2021**; 21(12): 1713-24.
- 376 27. Wang CYT, Ballard EL, Pava Z, et al. Analytical validation of a real-time hydrolysis
377 probe PCR assay for quantifying Plasmodium falciparum parasites in experimentally
378 infected human adults. *Malaria journal* **2021**; 20(1): 181.

379

380

381 **TABLES**

382 **Table 1. Demographic and baseline characteristics of participants.**

		Pyronaridine 360 mg (N=4)	Pyronaridine 540 mg (N=4)	Pyronaridine 720 mg (N=1)	Total (N=10*)
Sex [n (%)]	Female	0 (0)	1 (25)	1 (100)	3 (30)
	Male	4 (100)	3 (75)	0 (0)	7 (70)
Race [n (%)]	White	2 (50)	4 (100)	1 (100)	8 (80)
	Asian	1 (25)	0 (0)	0 (0)	1 (10)
	Other	1 (25)	0 (0)	0 (0)	1 (10)
Age [years]	Mean (range)	30.8 (20-37)	36 (19-52)	19 (19-19)	32.8 (19-52)
Body weight [kg]	Mean (range)	77.6 (68.7-81.9)	79.1 (57.5-104)	87.9 (87.9-87.9)	78.3 (57.5-104)
Body mass index [kg/m ²]	Mean (range)	25.5 (23-29)	25.8 (19-30)	25.0 (25-25)	25.4 (19-30)

383 *Includes one participant who was inoculated with malaria but was withdrawn from the study without being dosed with pyronaridine.

384 **Table 2. Parasite clearance parameters following single dose pyronaridine administration to healthy volunteers with induced *P.***
 385 ***falciparum* parasitemia.**

	Pyronaridine 360 mg	Pyronaridine 540 mg	Pyronaridine 720 mg
	(N=4)	(N=4)	(N=1)
Log ₁₀ PRR ₄₈ (95% CI)	2.58 (2.43 - 2.74)	2.53 (2.37 - 2.68)	2.85 (2.65 - 3.06)
PCT _{1/2} [h (95% CI)]	5.59 (5.28 - 5.94)	5.71 (5.38 - 6.09)	5.06 (4.72 - 5.46)
Parasite regrowth incidence [n (%)]	4 (100)	2 (50)	0 (0)

386 Log₁₀PRR₄₈: logarithm to base 10 of the parasite reduction ratio over a 48-hour period; PCT_{1/2}: parasite clearance half-life.

387 **Table 3. Pyronaridine venous whole blood non-compartmental pharmacokinetic parameters associated with single dose administration**
 388 **to healthy volunteers with induced *P. falciparum* parasitemia.**

	Pyronaridine 360 mg (N=4)	Pyronaridine 540 mg (N=4)	Pyronaridine 720 mg (N=1)
C _{max} (ng/mL)	154.2 (43.0)	250.6 (23.4)	320.0
t _{max} (h)	1.5 (1.0-2.0)	2.0 (1.0-2.0)	1.0
AUC _{0-last} (h×ng/mL)	2452.5 (45.6)	5202.4 (47.7)	8776.1
t _{1/2} (h)	233.0 (16.2)	210.5 (11.0)	189.8
CL/F (L/h)	123.6 (40.5)	95.2 (41.7)	79.3
Vz/F (L)	41533 (43.9)	28921 (50.9)	21711

389 Data for 360 mg and 540 mg groups are geometric means (coefficient of variation [%]) except t_{max} which is median (range). Summary statistics were not calculated for the
 390 720 mg group because N=1. C_{max}: maximum observed concentration; t_{max}: time to reach the maximum observed concentration; AUC_{0-last}: area under the concentration-time
 391 curve from time 0 (dosing) to the last sampling time at which the concentration is at or above the lower limit of quantification; t_{1/2}: apparent terminal half-life; CL/F: apparent
 392 total clearance; Vz/F: apparent volume of distribution.

393 **Table 4. Key efficacy parameters for pyronaridine derived from the final PK/PD model.**

Parameter	Median [95% uncertainty interval]*
EC ₅₀ (ng/mL)	5.7 [4.6, 7.3]
E _{max} (1/h)	0.2 [0.19, 0.22]
PRR ₄₈	2.4 [2.1, 2.7]
Parasite elimination half-life (h)	6 [5.3, 6.8]
MIC (ng/mL)	5.5 [4.3, 6.9]
MPC ₉₀ (ng/mL)	8 [6.4, 10]

394 *Results are based on 500 samples from the estimates' uncertainty distribution. EC₅₀: concentration that leads to 50% of maximum effect; E_{max}: maximum effect; PRR₄₈:
395 parasite reduction rate over 48 hours; MIC: Minimum inhibitory concentration; MPC₉₀: minimum parasitocidal concentration (concentration that leads to 90% of maximum
396 effect).

397

398

399

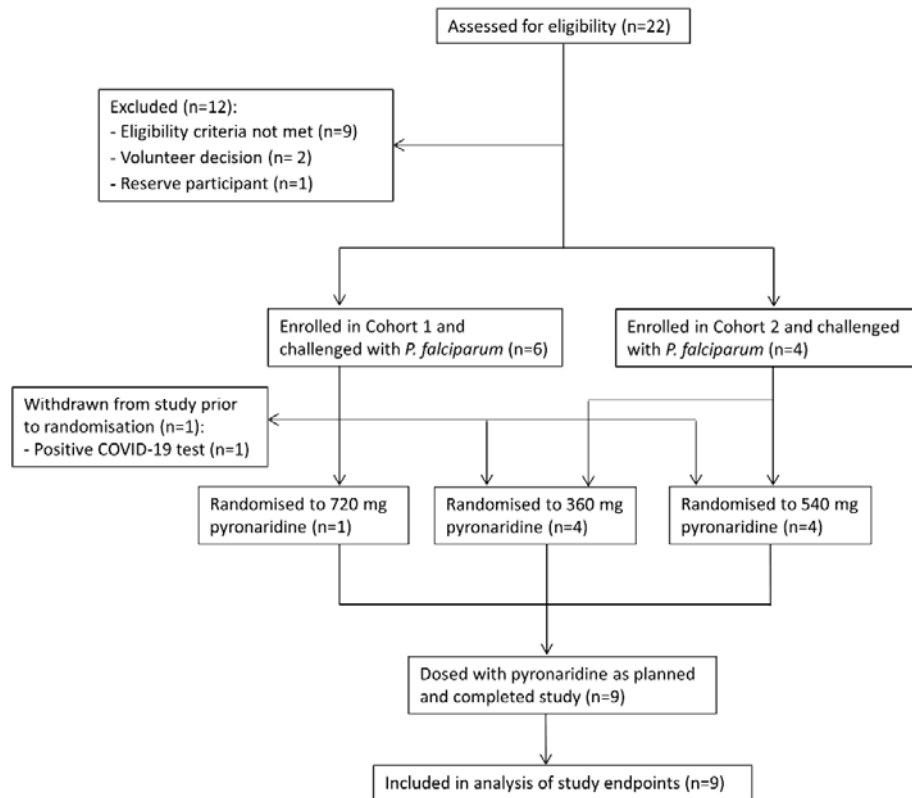
400 **Table 5. Summary of adverse events.**

AE category ^a	Pyronaridine 360 mg (N=4)	Pyronaridine 540 mg (N=4)	Pyronaridine 720 mg (N=1)	Total (N=10*)
	Number of participants with at least one AE (%); total number of AEs			
Any AE	4 (100); 56	4 (100); 45	1 (100); 23	10 (100); 139
AE related to malaria	4 (100); 31	4 (100); 23	1 (100); 12	10 (100); 73
AE related to pyronaridine ^b	2 (50); 7	3 (75); 7	0 (0); 0	5 (50); 14
Grade 2 ^c AE	4 (100); 7	3 (75); 7	1 (100); 4	9 (90); 20
Grade 2 ^c AE related to malaria	2 (50); 3	3 (75); 7	1 (100); 2	7 (70); 13
Grade 2 ^c AE related to pyronaridine	1 (25); 1	1 (25); 3	0 (0); 0	2 (20); 4

401 *Includes one participant who was inoculated with malaria but was withdrawn from the study without being dosed with pyronaridine.

402 ^aAdverse events (AEs) were recorded from administration of the malaria challenge agent until the end of the study. The investigator assessed the relatedness of all adverse
 403 events to malaria and pyronaridine (related or unrelated). Adverse events may have been considered related to more than one study intervention. None of the adverse events
 404 met the pre-defined criteria for a Serious Adverse Event. ^bAdverse events related to pyronaridine are specified in Table S5. ^cThe medical assessment of adverse event
 405 severity was recorded in accordance with the Common Terminology Criteria for Adverse Events v5.0, published 27 November 2017 (mild=grade 1; moderate=grade 2;
 406 severe=grade 3; potentially life-threatening=grade 4; death related to AE= grade 5). No grade 3, grade 4 or grade 5 adverse events were recorded.

407 **FIGURES**



408

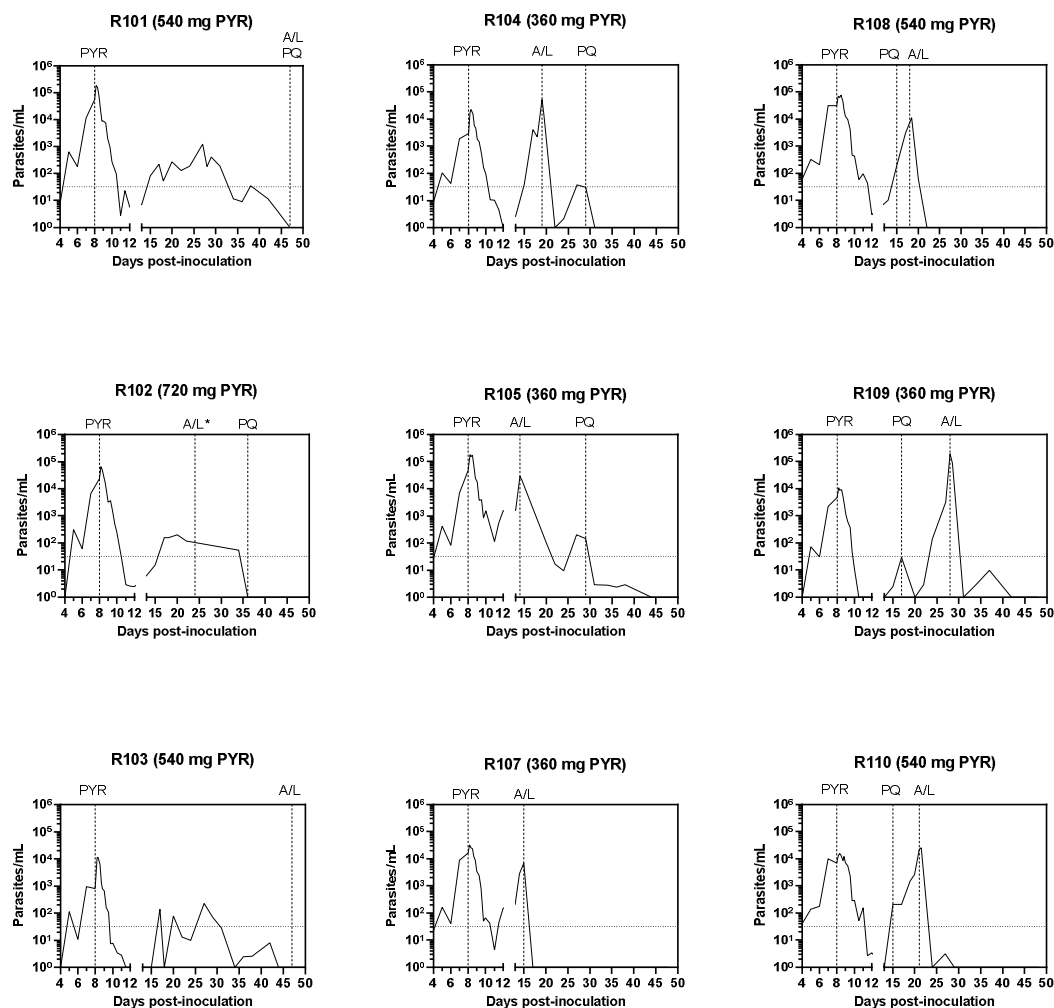
409 **Figure 1. Trial profile.** Eligible participants were enrolled in one of two cohorts and
410 challenged with blood stage *P. falciparum*. Participants were randomized within each cohort
411 to a pyronaridine dose group on the day of dosing (8 days post-challenge). One participant
412 was withdrawn from the study after inoculation with malaria but prior to scheduled dosing
413 with pyronaridine. This participant was excluded from analysis of study endpoints.

414

415

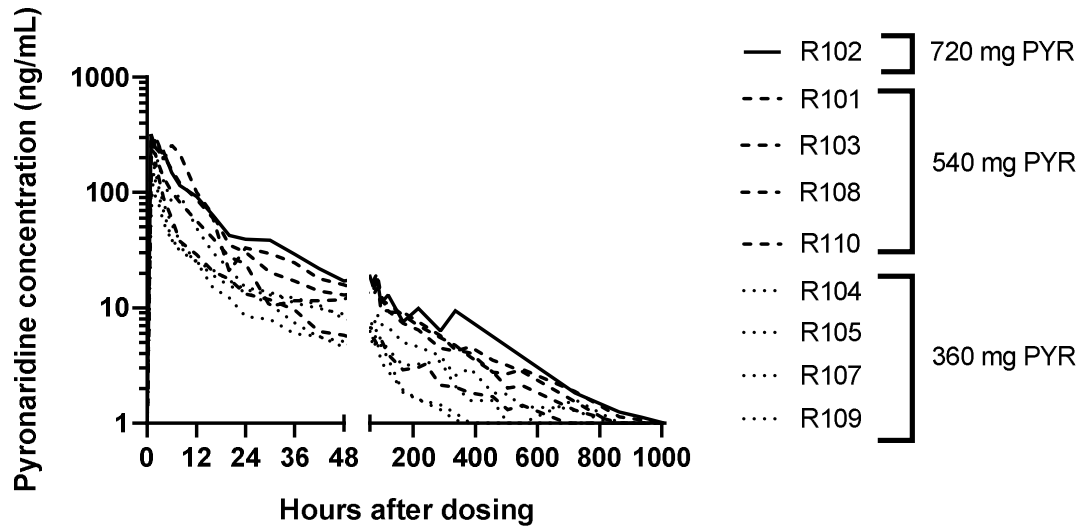
416

417



418

419 **Figure 2. Individual participant parasitaemia-time profiles.** Participants were inoculated
420 intravenously with *P. falciparum*-infected erythrocytes on day 0 and were administered a
421 single oral dose of 360 mg (n=4), 540 mg (n=4), or 720 mg (n=1) pyronaridine (PYR) on day
422 8. Definitive antimalarial treatment with a standard course of artemether-lumefantrine (A/L)
423 was initiated in response to asexual parasite regrowth or on day 47. A single dose of
424 primaquine (PQ) was administered if required to clear gametocytemia. Parasitaemia was
425 measured using qPCR targeting the gene encoding *P. falciparum*18S rRNA. The horizontal
426 dotted line indicates the lower limit of quantitation of the assay (32 parasites/mL) [27]. Data
427 for participant R106 is not presented because the participant was not dosed with pyronaridine.
428 *Definitive antimalarial treatment with artemether-lumefantrine was initiated on Day 24 for
429 participant R102 because the participant tested positive for COVID-19 (asexual parasite
430 regrowth was not observed at the time of treatment initiation).



431

432 **Figure 3. Individual participant whole blood pyronaridine concentration-time profiles.**

433 Participants were administered a single oral dose of 360 mg (n=4), 540 mg (n=4), or 720 mg
434 (n=1) pyronaridine (PYR) 8 days following challenge with blood-stage *P. falciparum*. Whole
435 blood pyronaridine concentration was measured using liquid chromatography-tandem mass
436 spectrometry.

437

438

439

440

441

442

443

444

445 **SUPPLEMENTARY MATERIAL**

- 446 • Figure S1. Individual participant parasite lifecycle stage results.
- 447 • Table S1. Population parameter estimates of the final pharmacokinetic model of
- 448 pyronaridine.
- 449 • Figure S2. Individual fit plots from the pharmacokinetic model of pyronaridine.
- 450 • Table S2. Population estimates of the final pharmacokinetic/pharmacodynamic model
- 451 of pyronaridine.
- 452 • Figure S3. Individual fit plots from the pharmacokinetic/pharmacodynamic model of
- 453 pyronaridine.
- 454 • Table S3. Incidence of adverse events related to pyronaridine.
- 455 • Table S4. Incidence of adverse events related to malaria.
- 456 • Text S1. Participant eligibility criteria.

457