

# The effect of herpes zoster vaccination on the occurrence of deaths due to dementia in England and Wales

Felix Michalik<sup>1,2</sup>, Min Xie<sup>1,2</sup>, Markus Eyting<sup>1,2,3</sup>, Simon Heß<sup>4</sup>, Seunghun Chung<sup>1</sup>,  
Pascal Geldsetzer<sup>1,5,6,\*</sup>

\* Corresponding author. Email: [pgeldsetzer@stanford.edu](mailto:pgeldsetzer@stanford.edu)

## Affiliations:

<sup>1</sup> Division of Primary Care and Population Health, Department of Medicine, Stanford University; Stanford, CA 94305, USA.

<sup>2</sup> Heidelberg Institute of Global Health (HIGH), Heidelberg University; 69120 Heidelberg, Germany.

<sup>3</sup> Gutenberg School of Management and Economics, Johannes Gutenberg University Mainz; 55128 Mainz, Germany.

<sup>4</sup> Department of Economics, University of Vienna; 1090 Vienna, Austria.

<sup>5</sup> Department of Epidemiology and Population Health, Stanford University; Stanford, CA 94305, USA.

<sup>6</sup> Chan Zuckerberg Biohub – San Francisco; San Francisco, CA 94158, USA.

## 32 **Abstract**

33 **Background:** The United Kingdom (UK) has used date of birth-based eligibility rules for live-  
34 attenuated herpes zoster (HZ) vaccination that have led to large differences in HZ vaccination  
35 coverage between individuals who differed in their age by merely a few days. Using this unique  
36 natural randomization, we have recently provided evidence from Welsh electronic health record  
37 data that HZ vaccination caused a reduction in new dementia diagnoses over a seven-year  
38 period. Based on this, we hypothesized that HZ vaccination may have slowed the dementia  
39 disease process more generally and, thus, already reduced deaths with dementia as their  
40 underlying cause even though the UK's HZ vaccination program commenced as recently as  
41 September 2013. Using country-wide death certificate data for England and Wales, this study,  
42 therefore, aimed to determine whether eligibility for HZ vaccination caused a reduction in deaths  
43 due to dementia over a nine-year follow-up period.

44 **Methods:** Adults who had their 80<sup>th</sup> birthday shortly before September 1 2013 were ineligible for  
45 HZ vaccination in the UK's National Health Service and remained ineligible for life, whereas  
46 those who had their 80<sup>th</sup> birthday shortly after September 1 2013 (i.e., born on or after  
47 September 2 1933) were eligible for one year. Akin to a randomized trial, this date-of-birth  
48 threshold generated birth cohorts who are likely exchangeable in observed and unobserved  
49 characteristics except for a small difference in age and a large difference in HZ vaccination  
50 uptake. We used country-wide data from death certificates in England and Wales on underlying  
51 causes of death from September 1 2004 to August 31 2022 by ICD-10 code and month of birth.  
52 Our analysis compared the percentage of the population with a death due to dementia among  
53 the month-of-birth cohorts around the September 2 1933 eligibility threshold using a regression  
54 discontinuity design. The primary analyses used the maximal available follow-up period of nine  
55 years.

56 **Results:** The study population included 5,077,426 adults born between September 1 1925 and  
57 August 31 1941 who were alive at the start of the HZ vaccination program. The month-of-birth  
58 cohorts around the September 2 1933 eligibility cutoff were well balanced in their occurrence of  
59 all-cause and cause-specific deaths (including deaths due to dementia) prior to the start of the  
60 vaccination program. We estimated that over a nine-year follow-up period, eligibility for HZ  
61 vaccination reduced the percentage of the population with a death due to dementia by 0.38  
62 (95% CI: 0.08 to 0.68,  $p=0.012$ ) percentage points, corresponding to a relative reduction of  
63 4.8%. As in our prior analysis, this effect was stronger among women (-0.62 [95% CI: -1.06 to -  
64 0.19] percentage points,  $p=0.004$ ) than among men (-0.11 [95% CI: -0.51 to 0.28] percentage  
65 points,  $p=0.574$ ). The reduction in deaths due to dementia likely resulted in an increase in  
66 remaining life expectancy because we found that HZ vaccination eligibility reduced all-cause  
67 mortality but had no effect on deaths not due to dementia. An effect on deaths due to dementia  
68 at the September 2 date-of-birth eligibility threshold existed only since the year in which the HZ  
69 vaccination program was implemented.

70 **Conclusions:** Our findings indicate that HZ vaccination improved cognitive function at a fairly  
71 advanced stage of the dementia disease process because most individuals whose underlying  
72 cause of death was dementia during our nine-year follow-up period were likely already living  
73 with dementia at the start of the HZ vaccination program. By using a different population, type of  
74 data, and outcome than our prior study in Welsh electronic health record data, this analysis  
75 adds to the evidence base that HZ vaccination slows, or potentially even prevents, the natural  
76 history of dementia.

## 77 **Background**

78 Partly owing to the increasing recognition of long-term neurological sequelae from SARS-CoV-2  
79 infections(1), as well as the accumulating evidence on the Epstein-Barr-Virus as a causative  
80 agent in the development of Multiple Sclerosis(2), the possibility that neurotropic viruses may  
81 play a role in the pathogenesis of a subset of dementia cases has recently garnered increasing  
82 attention(3–5). The largest body of evidence for a viral etiology of dementia exists for  
83 herpesviruses(3–7). At present, a phase 2 proof-of-concept trial is being funded by the US  
84 National Institute on Aging, which studies the impact of an antiviral drug on the cognitive and  
85 functional ability of individuals with mild Alzheimer's dementia(8). In addition to the possibility of  
86 a viral etiology of dementia, there is increasing consensus that the immune system and  
87 neuroinflammation play a critical role in the development of dementia(9), and that live-  
88 attenuated vaccines appear to induce broader immune mechanisms that have important off-  
89 target health effects(10–12). These off-target effects of vaccines are often far more pronounced  
90 among female than male individuals(11).

91  
92 Our group has recently exploited a natural randomization in Wales, along with country-wide  
93 electronic health record data, to provide evidence that live-attenuated herpes zoster (HZ)  
94 vaccination caused a reduction in new dementia diagnoses over a five- to eight-year follow-up  
95 period(13). Specifically, we took advantage of the fact that, starting on September 1 2013,  
96 adults born on or after September 2 1933 were eligible for one year for live-attenuated HZ  
97 vaccination (ZOSTAVAX [Merck]) in the United Kingdom's National Health Service (NHS)  
98 whereas those born earlier never became eligible. Because there is no plausible reason why  
99 those born just before versus just after September 2 1933 would systematically differ from each  
100 other, this approach compared – just like in a randomized trial – two groups that are in  
101 expectation identical to each other on observed and unobserved characteristics except for a  
102 large difference in their probability of receiving the intervention of interest. Our unique approach  
103 is, thus, not subject to the fundamental concern in the existing body of epidemiological  
104 evidence(14) that those who opt to be vaccinated differ from those who do not (i.e., selection  
105 bias) in a myriad of characteristics that are difficult or impossible to measure(15).

106  
107 We hypothesized that if HZ vaccination reduces new dementia diagnoses, then it may slow the  
108 natural history of dementia more generally and, thus, also reduce the occurrence of deaths due  
109 to dementia among individuals who already have a degree of dementia. Employing the identical  
110 natural randomization approach as our study in Welsh electronic health record data(13), the  
111 primary aim of this study was, therefore, to determine the effect of being eligible for HZ  
112 vaccination on the occurrence of deaths due to dementia during the nine years following the  
113 start of the HZ vaccination program. Conditional on the primary aim of the study identifying a  
114 significant reduction in deaths due to dementia from HZ vaccination eligibility, our secondary  
115 aim was to determine if being eligible for HZ vaccination also reduced all-cause mortality and,  
116 thus, increased remaining life expectancy.

117  
118 Individuals whose death during our nine-year follow-up period was recorded as having dementia  
119 as its underlying cause likely already had a degree of dementia at the beginning of the follow-up  
120 period(16). This study, thus, provides new insights beyond those gained from our previous  
121 analysis in Welsh electronic health record data because it determines the effect of HZ  
122 vaccination on dementia progression at a different, later stage of the dementia disease process.  
123 An additional contribution of this study is that it examines if the findings of our prior analysis hold  
124 true when studying a different population (England's population accounts for approximately 95%  
125 of England's and Wales's combined population(17)), type of data (death certificates as opposed  
126 to electronic health records), and outcome.

127

## 128 **Methods**

### 129 **Data sources:**

130 For the period of September 1 2004 to August 31 2022, the United Kingdom's (UK's) Office of  
131 National Statistics (ONS) provided us with six-monthly numbers of all deaths that took place in  
132 England and Wales by month of birth and sex for adults born between September 1 1925 and  
133 August 31 1941. In addition to all-cause mortality, death numbers (as sourced from death  
134 certificates(18)) were provided separately for each of the 68 leading underlying causes of death  
135 in England and Wales (using ONS's 2016 revised version(19)). More detailed methodological  
136 information on mortality statistics in the UK is available elsewhere(18). We obtained data on the  
137 size of the population in England and Wales as of March 27 2011 by month of birth from the  
138 2011 UK Census(20). We then calculated population numbers (by month of birth) for each six-  
139 monthly period from September 1 2004 to August 31 2022 by subtracting or adding the total  
140 number of deaths in each month-of-birth cohort from the 2011 month-of-birth population  
141 numbers in the census data.

142

### 143 **Outcome definition:**

144 Our primary outcome of interest was the probability of dying from dementia after the start of the  
145 HZ vaccination program. Because our data was aggregated at the level of a birth-month cohort,  
146 we defined our primary outcome as the percentage of the population alive on September 1 2013  
147 (the start date of the HZ vaccination program) whose underlying cause of death was dementia  
148 during a nine-year follow-up period. Given the neuropathological overlap between dementia  
149 types(21–23), the difficulty in distinguishing dementia types clinically(24), and the reduction in  
150 statistical power when examining a rarer outcome, dementia was defined as dementia of any  
151 type in our primary analyses. In exploratory analyses, we show results separately for each of  
152 the three types of dementia in our data (Alzheimer's disease, vascular dementia, and dementia  
153 of unspecified type). Our secondary outcome was the percent of the population alive on  
154 September 1 2013 who died from any cause during the nine-year follow-up period.

155

### 156 **Exposure definition:**

157 The exposure was eligibility for HZ vaccination in the NHS as determined by an individual's date  
158 of birth(25). Adults born between September 2 1933 and September 1 1934 became eligible for  
159 HZ vaccination on September 1 2013. Eligibility was then gradually extended to younger date-  
160 of-birth cohorts on an annual basis (details are provided in **Text S1**); older cohorts never  
161 became eligible. Those who became eligible for HZ vaccination on September 1 2013, thus,  
162 remained eligible for one year. We have previously shown in country-wide electronic health  
163 record data from Wales that there was an abrupt increase at the September 2 1933 date-of-birth  
164 eligibility threshold in the probability of ever having received the HZ vaccine from 0.01% to  
165 47.2%(13).

166

### 167 **Statistical analysis**

#### 168 *General analytical approach:*

169 We tested for differences in our outcomes across the September 2 1933 date-of-birth eligibility  
170 threshold for HZ vaccination using regression discontinuity analysis, which is a well-established  
171 approach for causal effect estimation(26). This analysis assumed that individuals born just  
172 around the September 2 1933 threshold are exchangeable with each other in both observed  
173 and unobserved characteristics that could influence deaths due to dementia. In our view, this  
174 assumption is justified because i) it appears unlikely that the exact date of birth of September 2  
175 1933 was used by a different relevant intervention as its eligibility criterion, and we additionally  
176 provide evidence against this possibility (see the "Testing for confounding" section below); ii) it  
177 is impossible that parents in the 1930's could have planned the timing of their births according  
178 to an HZ vaccination program that was implemented in 2013; iii) we have demonstrated in

179 country-wide electronic health record data from Wales that individuals are well balanced in their  
180 observable characteristics across the September 2 1933 threshold(13); and iv) we show that the  
181 month-of-birth cohorts just around the September 2 1933 threshold are well balanced in their  
182 probability of deaths from any cause and from each of the ten most common causes of death in  
183 the nine years preceding the HZ vaccination program.  
184

185 All regression equations used in our analyses are shown in **Supplement Text S2**. Our  
186 regression discontinuity analysis estimated the difference in the probability of dying due to  
187 dementia between individuals who were born just on either side of the date-of-birth eligibility  
188 threshold. Thus, our parameter of interest was the discontinuity in the outcome, conditional on  
189 month of birth, at the September 2 1933 threshold. As per recommended practice for regression  
190 discontinuity analyses(27–29), we estimated this parameter using local linear regression with  
191 triangular kernel weights (giving, linearly, more weight to those observations at the birth-month  
192 level that were closer to the threshold) within a mean squared-error (MSE) optimal bandwidth.  
193 The bandwidth restricts the effective sample to observations that are sufficiently close to the  
194 threshold. The MSE criterion is used as an objective criterion to trade off between precision and  
195 possible misspecification. The effective sample size for each regression are stated underneath  
196 the corresponding figures in the main manuscript and Supplement. Because our assignment  
197 variable (month of birth) was discrete rather than continuous, we computed so-called “honest”  
198 confidence intervals based on the approach by Armstrong and Kolesar(30,31). This approach  
199 guards against potential vulnerability to model misspecification and resulting under-coverage of  
200 confidence intervals computed with more standard methods(30). These honest confidence  
201 intervals are conservative in the sense that they have good coverage properties irrespective of  
202 whether the functional form in the regression discontinuity analysis is misspecified, provided that  
203 the true functional form falls within a certain class of functions. For this class, we considered a  
204 function class defined by bounds on the second derivative of the conditional expectation  
205 function mapping date of birth to the probability of dying from dementia. The bounds that we use  
206 vary across regressions, are selected following Armstrong and Kolesar(31), and are provided in  
207 **Tables S2** and **S3** for each of our analyses. All confidence intervals and p-values in the results  
208 section were estimated using the approach described in this section. Given their derivation, our  
209 honest confidence intervals and p-values should be interpreted as tending to over- rather than  
210 underestimate the statistical uncertainty of our estimates.  
211

212 Regression discontinuity analyses generally yield absolute effect estimates as they are based  
213 on estimation via local linear regression. We additionally calculated relative effect estimates by  
214 dividing the regression discontinuity estimate of the absolute effect by the predicted value of the  
215 outcome just left (i.e., among those who were ineligible for HZ vaccination) of the threshold.  
216

#### 217 *Exchangeability across the September 2 1933 threshold:*

218 We conducted balance tests to provide empirical evidence that individuals just around the  
219 September 2 1933 threshold were indeed exchangeable with each other. Specifically, we  
220 implemented the identical regression discontinuity analysis as we used for our outcome  
221 analyses except that we used the percentage of the population that died from any cause during  
222 the nine years *preceding* the start of the HZ vaccination program (i.e., the period of September  
223 1 2004 to August 31 2013) as a summary measure of mortality risk. In addition, we conducted  
224 these tests for each of the ten most common causes of death in our data. We show these  
225 balance tests for the whole population and separately for women and men, for a total of 33  
226 tests.  
227

228  
229

230 *Effect on deaths due to dementia and all-cause mortality:*

231 To test for the effect of eligibility for HZ vaccination on deaths due to dementia and all-cause  
232 mortality, we used a follow-up period of nine years (the longest follow-up period available in our  
233 data) in our primary analyses. We, however, also show all results when using instead follow-up  
234 periods of 6.0, 6.5, 7.0, 7.5, 8.0, 8.5, and 9.0 years. Similarly, while we used a grace period (the  
235 time period since September 1 2013 after which follow-up time is considered to start to allow for  
236 the time needed for HZ vaccination eligibility to begin affecting our outcomes) of zero months in  
237 our primary analyses, we also show all results when using grace periods of six, 12, 18, 24, 30,  
238 and 36 months.

239

240 *Attributing effects on all-cause mortality to effects on deaths due to dementia:*

241 Our hypothesis was that eligibility for HZ vaccination reduced deaths due to dementia and, in  
242 doing so, may also have decreased all-cause mortality. We, thus, investigated whether any  
243 observed effects on all-cause mortality could be attributed to effects on deaths due to dementia.  
244 For this analysis, we opted against simply comparing the range of estimates covered by our  
245 95% confidence intervals for the effect of HZ vaccination eligibility on deaths due to dementia  
246 versus all-cause mortality, because deaths due to dementia as recorded on death certificates  
247 are known to underestimate the number of deaths attributable to dementia(32,33). Instead, we  
248 used two strategies that we anticipated would be less vulnerable to this underestimation of  
249 deaths attributable to dementia. First, using the same regression discontinuity models as for our  
250 primary analyses, we estimated the effect of HZ vaccination eligibility on deaths that did not  
251 have dementia as their underlying cause (“non-dementia deaths”). If we were to find significant  
252 effects (in the same direction) for deaths due to dementia and all-cause mortality but not for  
253 non-dementia deaths, this analysis would support the assumption that all-cause mortality effects  
254 could be attributed to effects on deaths due to dementia. Second, we used a competing risk  
255 survival model to more formally consider the competing risk between deaths due to dementia  
256 and non-dementia deaths. To do so, we used our population number estimates for September 1  
257 2013 (for individuals born between September 1 1925 and August 31 1941) by month of birth  
258 and gender as a synthetic cohort by constructing an individual-level dataset from our month of  
259 birth-level aggregated data. Our mortality data by month of birth and gender was provided for  
260 each six-monthly period between September 1 2013 and the end of our nine-year follow-up  
261 period. We censored individuals’ follow-up time in each month-of-birth cohort at the end of the  
262 six-month interval in which a person died or (for those who did not die during the follow-up  
263 period) at the end of the follow-up period. We then used a Cox regression model to estimate the  
264 hazard rate separately for each of two outcomes: deaths due to dementia and non-dementia  
265 deaths. The regression was implemented with observations from the same bandwidth around  
266 the date-of-birth eligibility threshold that was considered MSE-optimal in our primary regression  
267 discontinuity analysis with deaths due to dementia as the outcome. Finally, we obtained the  
268 cumulative incidence functions for deaths due to dementia by HZ vaccination eligibility status,  
269 and estimated the standardized absolute risk difference and risk ratio (RR) for the effect of  
270 being eligible for HZ vaccination on deaths due to dementia(34,35). Our Cox regression  
271 approach assumed proportional hazards and, to be able to use the G-formula, that our outcome  
272 model was correctly specified. The equations for these regressions are detailed in **Text S2**.

273

274 *Effect heterogeneity by gender:*

275 We additionally implemented our primary analysis separately by gender for the following  
276 reasons: i) the observation in our previous analysis in electronic health record data from Wales  
277 that the effect of HZ vaccination on dementia incidence was stronger among women than  
278 men(13); ii) the evidence that shingles occurs more commonly among women(36,37); iii) the  
279 growing body of evidence suggesting that there may be differences in the pathogenesis of  
280 dementia between women and men(38–40); iv) the observation that off-target effects of

281 vaccines are generally far more pronounced among female than male individuals(11); and v)  
282 sex differences in the immunological response to vaccines more broadly(41). We formally tested  
283 for the statistical significance of any effect heterogeneity by gender by estimating a regression  
284 discontinuity design regression equation that was fully interacted with a binary gender variable.  
285 Specifically, we used the MSE-optimal bandwidth by gender from our primary regression model  
286 and then estimated the effect difference between women and men via triangularly weighted  
287 least-squared regressions. The regression equations for this test are provided in **Text S2**. We  
288 also implemented these tests separately by type of dementia (Alzheimer's disease, vascular  
289 dementia, and dementia of unspecified type).

290

#### 291 *Testing for confounding:*

292 The key strength of our regression discontinuity approach is that confounding is only possible if  
293 there is a confounding variable that changes abruptly at the September 2 1933 date-of-birth  
294 threshold. Such a confounder would be an intervention or policy (e.g., another vaccination  
295 program) that used the exact same date-of-birth eligibility threshold of September 2 1933 as its  
296 eligibility criterion. We tested for the existence of such an intervention in three ways. First,  
297 because such an intervention is unlikely to solely affect deaths due to dementia, we  
298 implemented the same analysis as for deaths due to dementia and all-cause mortality as an  
299 outcome for each of the ten most common causes of death in our data during our nine-year  
300 follow-up period. We henceforth refer to these analyses as negative control outcome  
301 analyses(42). Second, we implemented the identical analysis as for September 1 2013 (the  
302 actual date on which the HZ vaccination program started) for September 1 of each of the six  
303 years prior to 2013. For example, when shifting the start date of the vaccination program to  
304 2012, we compared individuals around the September 2 1932 eligibility threshold with the  
305 follow-up period starting on September 1 2012. If there was an intervention or policy that used a  
306 September 2 date-of-birth eligibility rule, then we would expect to observe an effect of the  
307 September 2 threshold on deaths due to dementia in years other than only the year in which the  
308 HZ vaccination program started. Third, we implemented the identical month of birth-cohort  
309 comparison (i.e., comparing cohorts just around the September 2 1933 date-of-birth threshold)  
310 as in our primary analyses, but used deaths due to dementia and all-cause mortality in the nine  
311 years *preceding* September 1 2013 as the outcome. If an intervention that had a sizeable effect  
312 on deaths due to dementia used September 2 1933 as its date-of-birth eligibility criterion and  
313 the intervention was implemented before 2013, then it would likely affect deaths due to  
314 dementia already prior to the start of the HZ vaccination program. As with our balance checks,  
315 we conducted all tests for confounding described in this section for the whole population and  
316 separately for women and men. In total, we therefore performed 69 tests for confounding.

317

#### 318 *Robustness checks:*

319 In addition to using different follow-up and grace periods (as detailed above), we used local  
320 squared instead of local linear regression to verify the robustness of our results to a more  
321 flexible functional form. Following current best practice for regression discontinuity analyses(27),  
322 we did not use global polynomial regressions of higher order. We further verified whether our  
323 point estimates remained similar when using different bandwidths (12, 18, and 24 months) than  
324 the MSE-optimal bandwidth.

325

#### 326 *Additional analyses:*

327 Our negative control outcome analyses identified a significant effect of being eligible for HZ  
328 vaccination on deaths due to cerebrovascular disease. Transient ischemic attacks and strokes  
329 as a result of varicella zoster virus-induced vasculopathy that affects the intracerebral arteries is  
330 a well-recognized complication of shingles(43–45). Because this complication of shingles most  
331 often occurs within a few months of a shingles episode and because the protection for shingles

332 from live-attenuated HZ vaccination wanes over time(46,47), we hypothesized that the relative  
333 effect of HZ vaccination eligibility on deaths due to cerebrovascular disease would decline over  
334 the duration of our follow-up period. To investigate this hypothesis, we plotted both the absolute  
335 and relative effect of HZ vaccination eligibility on deaths due to cerebrovascular disease across  
336 follow-up periods ranging from one to nine years in six-month increments. We conducted the  
337 same robustness checks (described above) as for deaths due to dementia and all-cause  
338 mortality also for deaths due to cerebrovascular disease.

339  
340

## 341 **Results**

### 342 ***Study population:***

343 Our study population consisted of a total of 5,077,426 individuals (2,824,529 women and  
344 2,252,897 men) born between September 1 1925 and August 31 1941 who were estimated to  
345 be alive on September 1 2013 (**Table 1**). **Figure S1** disaggregates this study population by  
346 month of birth. In the nine years preceding September 1 2013 (the start of the HZ vaccination  
347 program), 1,721,374 (792,224 women and 929,150 men) individuals born between September 1  
348 1925 and August 31 1941 had died, with the most common underlying causes of death being  
349 cancers other than lung cancer, ischemic heart disease, lung cancer, cerebrovascular disease,  
350 chronic lower respiratory diseases, other circulatory diseases, dementia, acute respiratory  
351 infections, heart failure and hypertensive diseases, and diseases of the urinary system. Table 1  
352 displays the number of deaths in the nine years preceding September 1 2013 for each of the ten  
353 most common underlying causes of death during the follow-up period and **Table S1** further  
354 disaggregates these causes by each cause of death in our dataset. Table S1 also lists the ICD-  
355 10 codes that correspond to each cause of death in our data.



356 *Table 1. Characteristics of the study population<sup>1</sup>*

Variable	Total		Women		Men	
	N	%	N	%	N	%
Study population in Sept 2013	5,077,426	100	2,824,529	55.6	2,252,897	44.4
Study population in Sept 2004	6,798,800	100	3,616,753	53.2	3,182,047	46.8
<i>Deaths from Sept 1 2004 to Aug 31 2013<sup>2</sup></i>						
All-cause mortality	1,721,374	25.5	792,224	22.1	929,150	29.5
Other cancers <sup>3</sup>	369,757	5.5	166,337	4.6	203,420	6.5
Ischemic heart disease	276,903	4.1	102,096	2.8	174,807	5.5
Lung cancer <sup>4</sup>	140,304	2.1	58,791	1.6	81,513	2.6
Cerebrovascular diseases	133,599	2.0	69,659	1.9	63,940	2.0
Chronic lower respiratory diseases	120,233	1.8	57,567	1.6	62,666	2.0
Other circulatory diseases <sup>5</sup>	78,750	1.2	36,515	1.0	42,235	1.3
Dementia	75,770	1.1	44,893	1.3	30,877	1.0
Acute respiratory infections <sup>6</sup>	71,240	1.1	35,267	1.0	35,973	1.1
Heart failure and hypertensive diseases	38,314	0.6	19,153	0.5	19,161	0.6
Diseases of the urinary system	30,154	0.5	15,952	0.4	14,202	0.5

357 <sup>1</sup> The ICD-10 codes for all causes of death in our data are shown in Table S1.

358 <sup>2</sup> The percentages for the deaths from September 1 2004 to August 31 2013 were obtained by dividing N by the  
359 population in September 2004.

360 <sup>3</sup> Defined as cancers other than cancers of the trachea, bronchus, and lung.

361 <sup>4</sup> Defined as cancers of the trachea, bronchus, and lung.

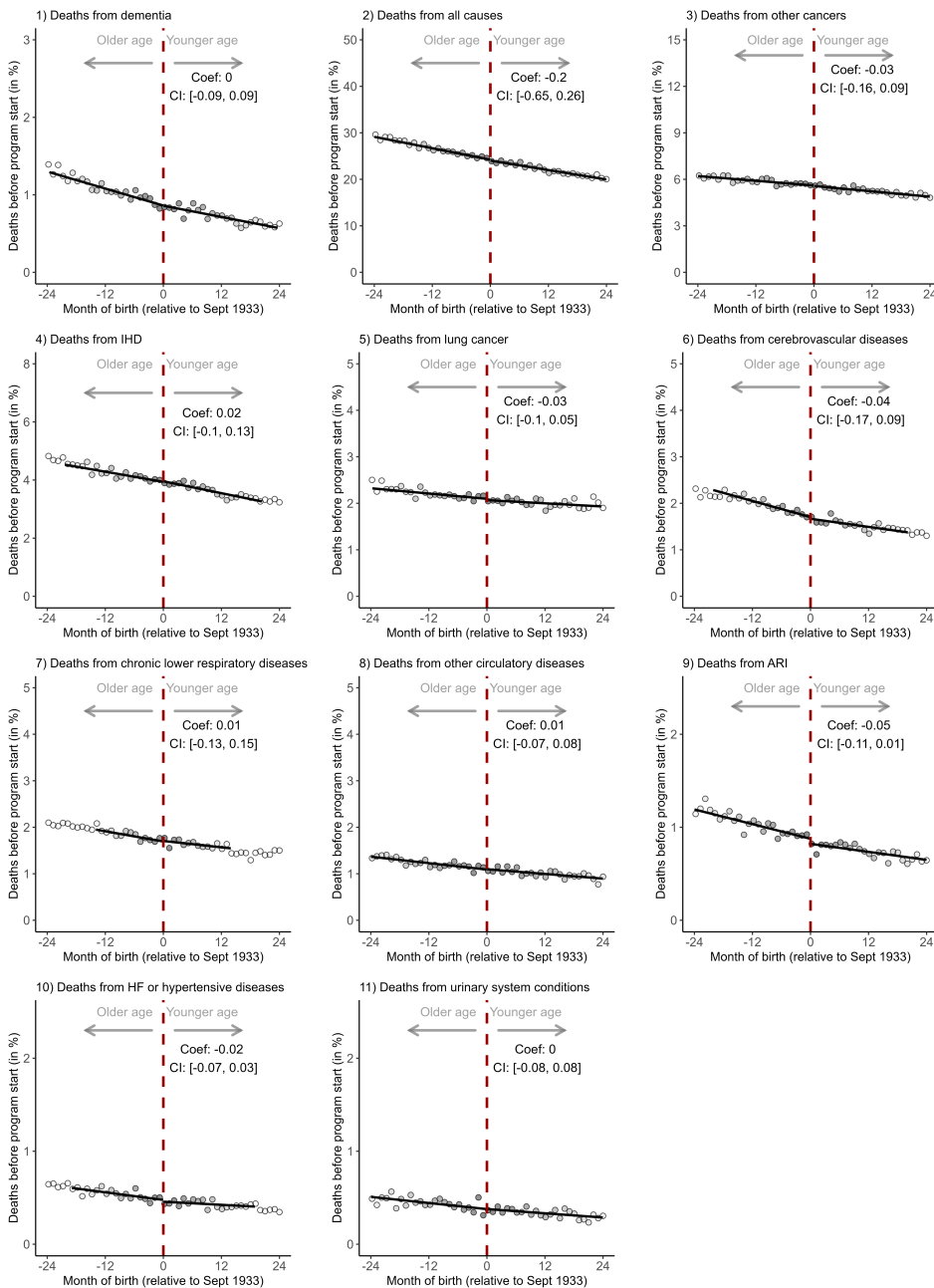
362 <sup>5</sup> Other circulatory diseases were defined as ICD-10 codes I05–I09, I26–I28, I34–I38, I42, I46, I47–I49, I70, and I71.

363 <sup>6</sup> Acute respiratory infections were defined as ICD-10 codes J00–J06, J09–J18, and J20–J22.

364 Abbreviations: Sept=September; Aug=August; HF=heart failure

365 ***Exchangeability across the September 2 1933 threshold:***

366 There were no significant differences across the September 2 1933 date-of-birth eligibility  
367 threshold in the percentage of the population alive on September 1 2004 that died from any  
368 cause, nor from each of the top ten causes of death, in the nine years prior to the start of the HZ  
369 vaccination program (**Figure 1**). This also held true when analyzing men only (**Figure S2**).  
370 Among women, one cause of death (cancer other than lung cancer) showed a significant  
371 difference (-0.17 [95% CI: -0.34 to -0.01] percentage points, p=0.040) (**Figure S3**).



372  
373 **Figure 1.** Balance tests across the date-of-birth eligibility threshold for HZ vaccination.<sup>1,2,3,4,5,6,7,8</sup>

374 <sup>1</sup> The y-axis shows the percent of the population in each month-of-birth cohort alive on September 1 2004 that died  
375 from the given cause in the nine years preceding the start of the HZ vaccination program.

376 <sup>2</sup> The grey shading of the dots is in proportion to the weight that observations from this birth-month received in the  
377 analysis.

378 <sup>3</sup> The linear regression lines are drawn only in the mean-squared-error optimal bandwidth.

379 <sup>4</sup> Other cancers were defined as cancers other than cancers of the trachea, bronchus, and lung.

380 <sup>5</sup> Lung cancer encompassed cancers of the trachea, bronchus, and lung.

381 <sup>6</sup> Other circulatory diseases were defined as ICD-10 codes I05–I09, I26–I28, I34–I38, I42, I46, I47–I49, I70, and I71.

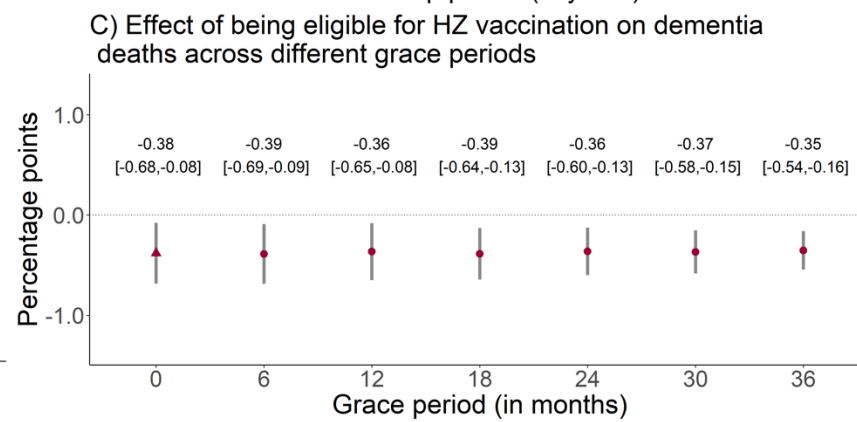
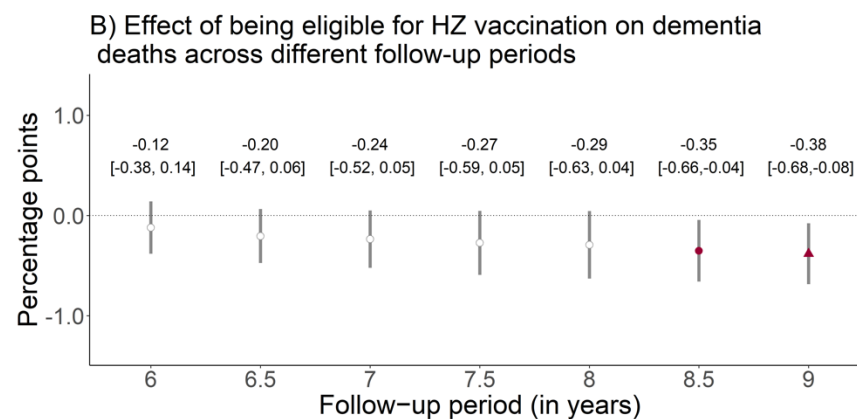
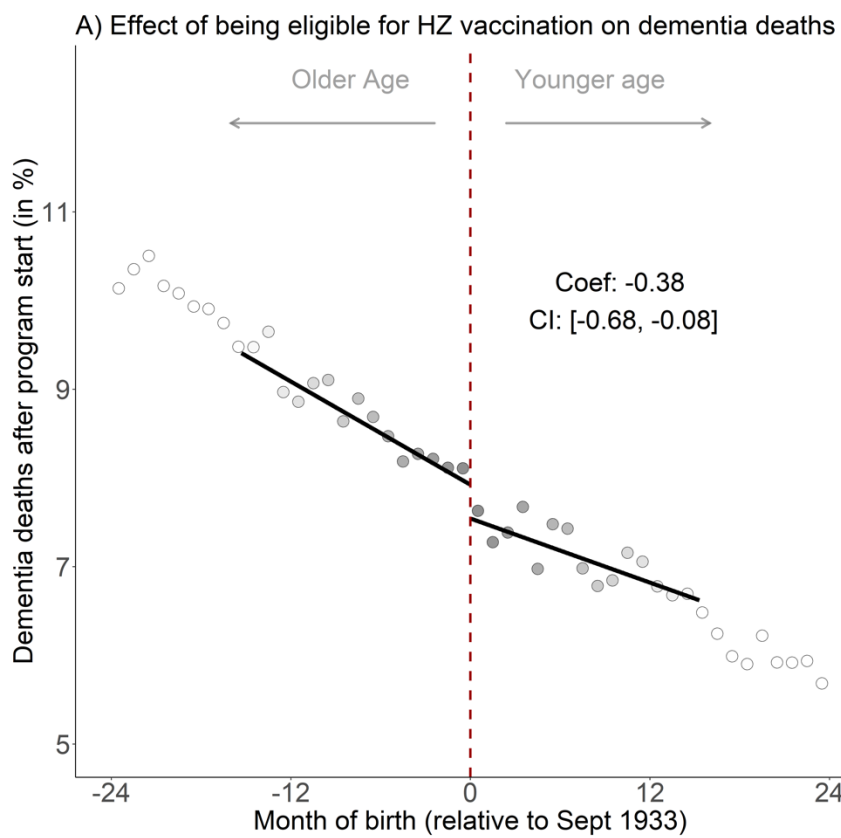
382 <sup>7</sup> Acute respiratory infections were defined as ICD-10 codes J00–J06, J09–J18, and J20–J22.

383 <sup>8</sup> The ICD-10 codes to define each cause of death are shown in Table S1.

384 Abbreviations: Coef=coefficient; CI=95% confidence interval; IHD=ischemic heart diseases; ARI=acute respiratory  
385 infections; HF=heart failure

386 ***Effect of being eligible for HZ vaccination on deaths due to dementia:***

387 A total of 373,548 individuals (234,502 women and 139,046 men) born between September 1  
388 1925 and August 31 1941 and who were alive on the start date of the HZ vaccination program  
389 died due to dementia during the nine-year follow-up period. Being eligible for HZ vaccination  
390 reduced the percent of this population that died due to dementia by an estimated 0.38 (95% CI:  
391 0.08 to 0.68,  $p=0.012$ ) percentage points (**Figure 2**), corresponding to a relative reduction of  
392 4.8%. The absolute effect of being eligible for HZ vaccination on the proportion of the population  
393 that died due to dementia increased with an increasing follow-up period and reached statistical  
394 significance at 8.5 and 9.0 years of follow-up. The relative effect also increased with an  
395 increasing follow-up period, from 2.7% at six years to 4.8% at nine years. The effect was  
396 consistent across grace periods ranging from zero to 36 months. None of the effect estimates  
397 reached statistical significance when examining deaths due to Alzheimer's disease, vascular  
398 dementia, and dementia of unspecified type separately (**Table S2**).



399  
400

**Figure 2.** The effect of being eligible for HZ vaccination on the percent of the population alive on September 1 2013 that died due to dementia.<sup>1,2,3,4,5,6,7</sup>

<sup>1</sup> Triangles (rather than points) depict our primary specification.

<sup>2</sup> Red (as opposed to white) fillings denote statistical significance ( $p < 0.05$ ).

<sup>3</sup> The grey shading of the dots is in proportion to the weight that observations from this birth-month received in the analysis.

<sup>4</sup> With “grace periods” we refer to time periods since September 1 2013 after which follow-up time is considered to begin to allow for the time needed for HZ vaccination eligibility to begin affecting the outcome.

<sup>5</sup> Grey vertical bars depict 95% confidence intervals.

<sup>6</sup> In Panel A, the sample size in the mean squared error-optimal bandwidth is 823,548 adults.

<sup>7</sup> The linear regression lines are drawn only in the mean squared error-optimal bandwidth.

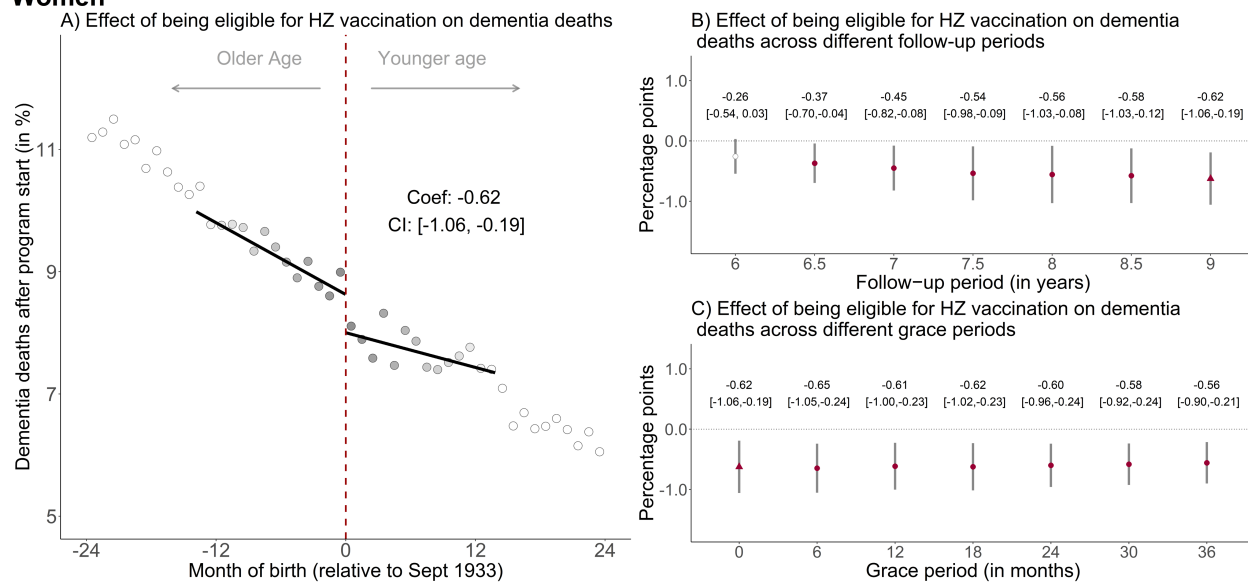
410  
411

Abbreviations: Coef=coefficient; CI=95% confidence interval; HZ=herpes zoster; Sept=September

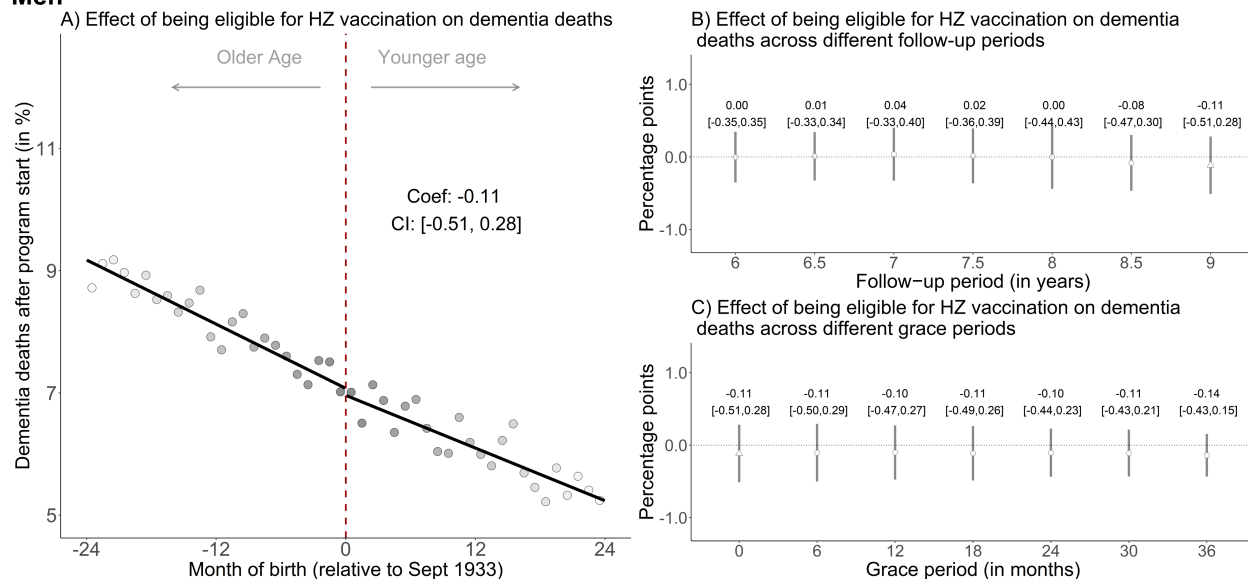
412 ***Effect heterogeneity between women and men:***

413 Among women, being eligible for HZ vaccination reduced the percentage alive on September 1  
414 2013 that died due to dementia by 0.62 (95% CI: 0.19 to 1.06,  $p=0.004$ ) percentage points over  
415 our nine-year follow-up period (**Figure 3**), corresponding to a relative reduction of 7.0%. The  
416 absolute effect size increased with an increasing follow-up period and became statistically  
417 significant after 6.5 years of follow-up. The effect was consistent across grace periods from zero  
418 to 36 months. Among men, there was no significant effect (-0.11 [95% CI: -0.51 to 0.28]  
419 percentage points,  $p=0.574$ ). The effect heterogeneity by gender was statistically significant in  
420 our interaction tests (**Table S3**). None of the interaction tests reached significance when  
421 examining these effects separately for each type of dementia (Table S3).

## Women



## Men



422

423

424 **Figure 3.** The effect of being eligible for HZ vaccination on the percent of the population alive on

425 September 1 2013 that died due to dementia, by sex.<sup>1,2,3,4,5,6,7</sup>

426 <sup>1</sup> Triangles (rather than points) depict our primary specification.

427 <sup>2</sup> Red (as opposed to white) fillings denote statistical significance ( $p < 0.05$ ).

428 <sup>3</sup> The grey shading of the dots is in proportion to the weight that observations from this birth-month received in the

429 analysis.

430 <sup>4</sup> With “grace periods” we refer to time periods since September 1 2013 after which follow-up time is considered to

431 begin to allow for the time needed for HZ vaccination eligibility to begin affecting the outcome.

432 <sup>5</sup> Grey vertical bars depict 95% confidence intervals.

433 <sup>6</sup> In Panel A, the sample size in the mean squared error-optimal bandwidth is 398,376 and 585,157 for women and

434 men, respectively.

435 <sup>7</sup> The linear regression lines are drawn only in the mean squared error-optimal bandwidth.

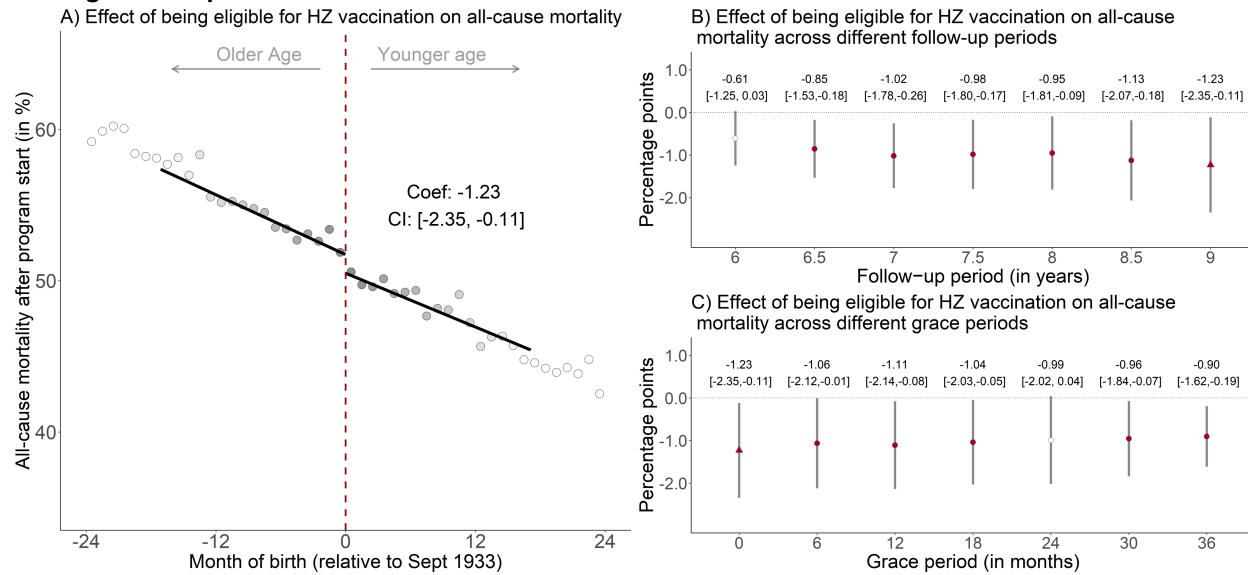
Abbreviations: Coef=coefficient; CI=95% confidence interval; HZ=herpes zoster; Sept=September

436 ***Effect of being eligible for HZ vaccination on all-cause mortality:***

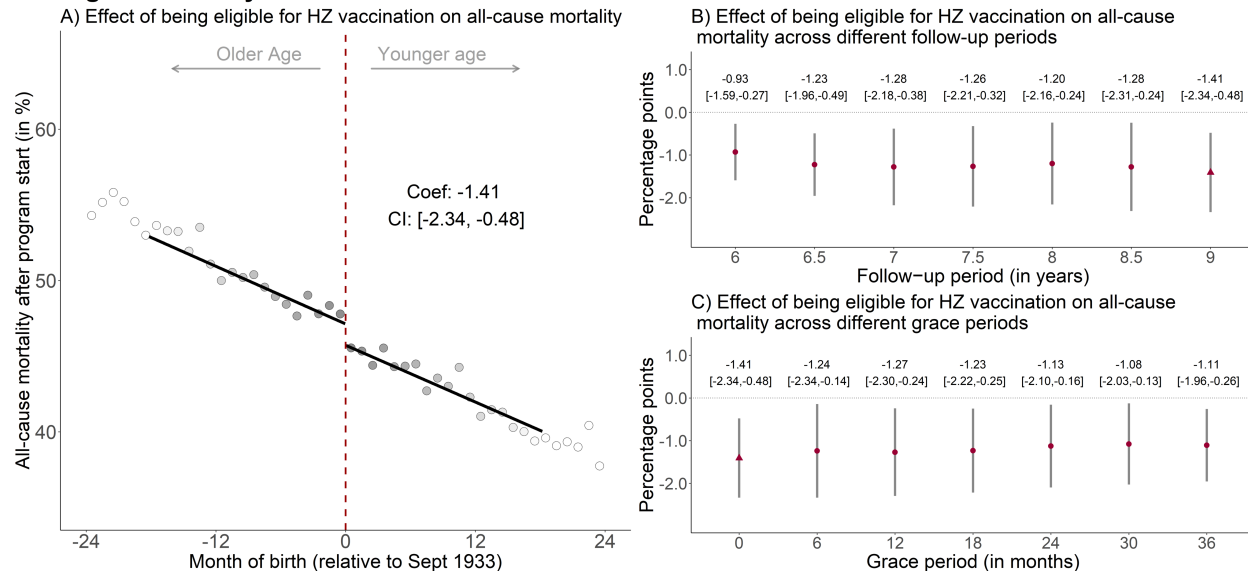
437 Of the 5,077,426 individuals in our study population who were alive on September 1 2013,  
438 2,436,067 individuals (1,262,588 women and 1,173,479 men) died during the nine-year follow-  
439 up period. Eligibility for HZ vaccination decreased the percent of this population that died from  
440 any cause by 1.23 (95% CI: 0.11 to 2.35, p=0.030) percentage points (**Figure 4**), which  
441 corresponds to a relative reduction of 2.4%. As for deaths due to dementia, the effect was larger  
442 among women than men (**Figure S4, Table S3**). Among women, HZ vaccination eligibility  
443 reduced all-cause mortality by 1.41 (95% CI: 0.20 to 2.32, p=0.002) percentage points,  
444 translating to a relative decrease of 3.0%. The effect was not statistically significant among men  
445 (-0.68 [95% CI: -2.37 to 1.01] percentage points, p=0.433).



### Among full sample



### Among women only



446  
447 **Figure 4.** The effect of being eligible for HZ vaccination on the percent of the population alive on  
448 September 1 2013 that died from any cause, among the full sample and among women  
449 only.<sup>1,2,3,4,5,6,7</sup>

450 <sup>1</sup> Triangles (rather than points) depict our primary specification.

451 <sup>2</sup> Red (as opposed to white) fillings denote statistical significance ( $p < 0.05$ ).

452 <sup>3</sup> The grey shading of the dots is in proportion to the weight that observations from this birth-month received in the  
453 analysis.

454 <sup>4</sup> With “grace periods” we refer to time periods since September 1 2013 after which follow-up time is considered to  
455 begin to allow for the time needed for HZ vaccination eligibility to begin affecting the outcome.

456 <sup>5</sup> Grey vertical bars depict 95% confidence intervals.

457 <sup>6</sup> In Panel A, the sample size in the mean squared error-optimal bandwidth is 933,692 and 550,680 for the analysis in  
458 the full sample and among women only, respectively.

459 <sup>7</sup> The linear regression lines are drawn only in the mean squared error-optimal bandwidth.

460 Abbreviations: Coef=coefficient; CI=95% confidence interval; HZ=herpes zoster; Sept=September.

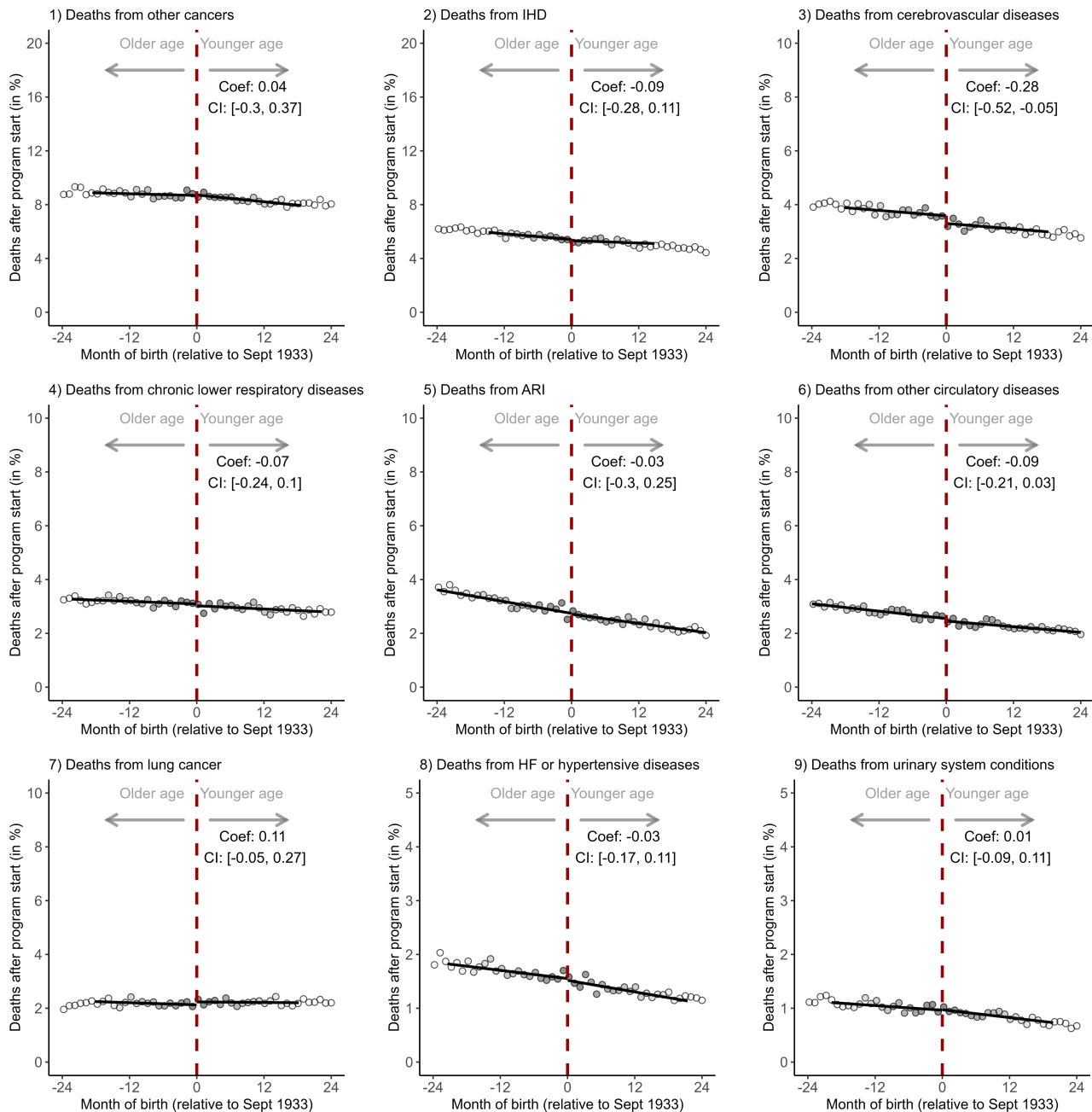
461 **Attributing effects on all-cause mortality to effects on deaths due to dementia:**  
462 There was no significant effect from being eligible for HZ vaccination on deaths that did not  
463 have dementia as their underlying cause (-0.72 [95% CI: -1.61 to 0.15] percentage points,  
464  $p=0.108$ , **Table S2**). When analyzing deaths that did neither have dementia nor cerebrovascular  
465 disease as their underlying cause, the point estimate shifted further towards zero (-0.52 [95%  
466 CI: -1.49 to 0.46] percentage points,  $p=0.305$ ). Using a Cox regression approach, the  
467 standardized absolute risk difference for the effect of being eligible for HZ vaccination on deaths  
468 due to dementia over our nine-year follow-up period was -0.28 (95% CI: -0.49 to -0.07,  $p=0.010$ )  
469 percentage points among the whole population, -0.67 (95% CI: -0.98 to -0.35,  $p<0.001$ )  
470 percentage points among women, and -0.02 (95% CI: -0.27 to 0.23,  $p=0.865$ ) percentage points  
471 among men (**Table S4**).

472  
473 **Tests for confounding:**  
474 Except for deaths due to cerebrovascular disease, we did not identify significant effects from  
475 being eligible for HZ vaccination on each of the ten (other than dementia) leading underlying  
476 causes of death in our data (**Figure 5**, **Figure S5**, and **Figure S6**). The effect on deaths due to  
477 cerebrovascular disease was significant among the whole population (-0.28 [95% CI: -0.52 to -  
478 0.05] percentage points,  $p=0.016$ ) and among men (-0.44 [95% CI: -0.72 to -0.15] percentage  
479 points,  $p=0.002$ ), but not among women (-0.15 [95% CI: -0.41 to 0.10] percentage points,  
480  $p=0.240$ ).

481  
482 The September 2 date-of-birth threshold was not associated with the proportion of the  
483 population that died due to dementia over a nine-year follow-up period in any of the six years  
484 preceding the start of the HZ vaccination program (i.e., date-of-birth eligibility thresholds of  
485 September 2 for the years 1927 to 1932). This was the case both when examining the whole  
486 population (**Figure S7**), as well as when conducting the analyses separately for women and  
487 men (**Figure S8**). Similarly, the September 2 date-of-birth threshold was not associated with all-  
488 cause mortality in any of the six years preceding the start of the HZ vaccination program, neither  
489 for the whole population (**Figure S9**), nor when examining women and men separately (**Figure**  
490 **S10**).

491  
492 Lastly, there was no significant effect of being eligible for HZ vaccination on the proportion of the  
493 population alive on September 1 2004 that died due to dementia in the nine years preceding the  
494 start of the HZ vaccination program; neither among the whole population (**Figure S11**), nor  
495 among women and men (**Figure S12**). This was also the case for all-cause mortality (**Figure**  
496 **S13** and **S14**).

497



498

499

500

501

502

503

504

505

506

507

508

509

510

511

512

**Figure 5.** Effects of being eligible for HZ vaccination on the percent of the population alive on September 1 2013 that died from each of the ten (other than dementia) leading underlying causes of death in England and Wales.<sup>1,2,3,4,5,6,7,8</sup>

<sup>1</sup> The follow-up period is September 1 2013 to August 31 2022.

<sup>2</sup> The grey shading of the dots is in proportion to the weight that observations from this birth-month received in the analysis.

<sup>3</sup> The linear regression lines are drawn only in the mean squared error-optimal bandwidth.

<sup>4</sup> Other cancers were defined as cancers other than cancers of the trachea, bronchus, and lung.

<sup>5</sup> Lung cancer encompassed cancers of the trachea, bronchus, and lung.

<sup>6</sup> Other circulatory diseases were defined as ICD-10 codes I05–I09, I26–I28, I34–I38, I42, I46, I47–I49, I70, and I71.

<sup>7</sup> Acute respiratory infections were defined as ICD-10 codes J00–J06, J09–J18, and J20–J22.

<sup>8</sup> The ICD-10 codes to define each cause of death are shown in Table S1.

Abbreviations: Coef=coefficient; CI=95% confidence interval; IHD=ischemic heart diseases; ARI=acute respiratory infections; HF=heart failure.

513 **Robustness checks:**

514 The effect of being eligible for HZ vaccination on reducing the proportion of the population that  
515 died due to dementia was somewhat larger when using local squared instead of local linear  
516 regression (-0.58 [95% CI: -0.99 to -0.17] percentage points,  $p=0.006$  versus -0.38 [95% CI: -  
517 0.68 to -0.08] percentage points,  $p=0.012$ ; **Figure S15**). When using local squared regression,  
518 the effect on all-cause mortality became non-significant among the full sample (**Figure S16**), but  
519 remained significant among women (**Figure S17**). Our point estimates for the effect of being  
520 eligible for HZ vaccination on the proportion of the population alive on September 1 2013 that  
521 died due to dementia remained similar when using different bandwidths (**Figure S18**). This also  
522 held true for all-cause mortality (**Figure S19**). Figures S18 and S19 additionally display these  
523 estimates in three-month increments for each date-of-birth threshold ranging from September 2  
524 1930 to September 2 1936, showing that the only threshold with significant effects is the  
525 threshold that was used for HZ vaccination eligibility.

526

527 **Additional analyses:**

528 Our negative control outcome analyses found that HZ vaccination eligibility significantly reduced  
529 deaths due to cerebrovascular disease for the whole population and among men only.  
530 Consistent with the hypothesis that this effect was driven by an aversion of cerebrovascular  
531 disease deaths that occurred as a short- to medium-term complication of a shingles episode,  
532 the relative effect sizes for this effect decreased over the duration of the follow-up period  
533 (**Figure S20**). However, this trend was less pronounced among men (**Figure S21**). The effect  
534 estimates for cerebrovascular disease deaths using local squared instead of local linear  
535 regression and across different bandwidth choices are shown in **Figures S22, S23, and S24**.

536

537

538 **Discussion**

539 We estimated that being eligible for HZ vaccination averted approximately one in twenty deaths  
540 that had dementia recorded as their underlying cause over a nine-year follow-up period. Under  
541 the assumption that the abrupt increase in HZ vaccination receipt at the September 2 1933  
542 date-of-birth eligibility threshold was similar in magnitude in England as we have reported in  
543 country-wide electronic health record data from Wales(13), the effect of actually receiving HZ  
544 vaccination (as opposed to merely being eligible) would be an approximately ten percent  
545 relative reduction in deaths due to dementia over our nine-year follow-up period. As in our prior  
546 study(13), the effect was stronger among women than men. This effect heterogeneity by gender  
547 is unlikely explained by differences in HZ vaccination uptake given that our analysis in Welsh  
548 electronic health record data found a similar change in HZ vaccination uptake at the September  
549 2 1933 eligibility threshold between women and men(13). Instead, we hypothesize that it could  
550 arise from immunological sex differences, given that shingles is more common among women  
551 than men(36,37), off-target effects of vaccines have consistently been found to be far stronger  
552 among female than male individuals(11), and the immunological differences by sex in the  
553 response to vaccines more generally(41).

554

555 We found that being eligible for HZ vaccination also reduced all-cause mortality. The main  
556 difficulty in attributing this reduction in all-cause mortality to an effect on the dementia disease  
557 process is the underestimation of deaths attributable to dementia when using death certificate  
558 data on primary causes of death(32). Thus, even if HZ vaccination eligibility had solely reduced  
559 deaths caused by dementia, we would still expect some decrease in those deaths not recorded  
560 as having dementia as an underlying cause. Nonetheless, deaths due to dementia averted  
561 through HZ vaccination eligibility appear to generally not have been replaced by deaths from  
562 other causes. If eligibility for HZ vaccination had merely reduced the frequency of mentions of  
563 dementia as the underlying cause on death certificates without increasing remaining life

564 expectancy, then we should have found that HZ vaccination eligibility had no effect on all-cause  
565 mortality and increased deaths that did not have dementia as their underlying cause. Instead,  
566 we found a significant decrease in all-cause mortality from HZ vaccination eligibility and no  
567 effect on non-dementia deaths. Our Cox regression approach found similar effect magnitudes  
568 for reducing deaths due to dementia as our regression discontinuity approach (-0.28 versus -  
569 0.38 percentage points among the whole population, -0.67 versus -0.62 percentage points  
570 among women, and -0.02 versus -0.11 percentage points among men). This analysis, which  
571 more formally modelled the competing risk between dementia and non-dementia deaths, thus,  
572 also supports the conclusion that our observed all-cause mortality effects can generally be  
573 attributed to the reduction in deaths due to dementia.

574  
575 We believe that our estimates are likely to be causal rather than associational for several key  
576 reasons. First and foremost, the September 2 1933 eligibility threshold for HZ vaccination is  
577 arbitrary such that individuals born shortly before versus shortly after this threshold are in  
578 expectation identical to each other in both observed and unobserved potential confounding  
579 variables. The use of this “natural randomization” is the key difference between our analysis and  
580 the existing body of evidence that has simply correlated vaccine receipt with dementia(14); an  
581 approach that is prone to selection bias given the many (and often unmeasured) differences  
582 between individuals who are vaccinated and those who are not(15). Second, our month-of-birth  
583 cohorts were well balanced in their occurrence of past deaths from any cause, deaths due to  
584 dementia, as well as deaths due to other common causes, supporting the assumption that  
585 individuals did not differ in their characteristics across the September 2 date-of-birth eligibility  
586 threshold. This assumption is further supported by our observations in Welsh electronic health  
587 record data that individuals across the September 2 1933 threshold did not differ in their past  
588 uptake of preventive health services, incidence of dementia, and diagnoses of the ten leading  
589 causes of mortality and disability-adjusted life years(13). Third, it is unlikely that a different  
590 relevant intervention or policy used the September 2 1933 threshold as its date-of-birth eligibility  
591 criterion because i) there was no difference in deaths due to dementia in the nine-years  
592 preceding the HZ vaccination program across the September 2 1933 date-of-birth eligibility  
593 threshold; and ii) the September date-of-birth threshold only had an effect on deaths due to  
594 dementia in the date-of-birth year of 1933. Lastly, when shifting the date-of-birth eligibility  
595 threshold repeatedly by three months ranging from 36 months before to 36 months after  
596 September 1933, we only observed significant effects on deaths due to dementia for September  
597 1933.

598  
599 It is possible that HZ vaccination presented an opportunity for the health system to diagnose  
600 dementia. Whether or not an individual had dementia at the time of death may, therefore, be  
601 more likely known among the month-of-birth cohorts that were eligible for HZ vaccination.  
602 Crucially for the interpretation of our results, this bias would only lead us to under- but not  
603 overestimate the beneficial effect of HZ vaccination for preventing deaths due to dementia. It is  
604 also possible that the occurrence of shingles presented an opportunity for a diagnosis of  
605 dementia. If this was an important source of bias in our analysis, then we would however expect  
606 a shingles episode to be an opportunity for chronic disease diagnoses more generally, likely  
607 leading us to observe effects of HZ vaccination eligibility not merely on dementia and  
608 cerebrovascular disease but also other common causes of death. Further support for the  
609 assumption that this was not an important source of bias comes from our previous analysis in  
610 Welsh electronic health record data(13), in which there was no effect from HZ vaccination  
611 eligibility on chronic disease diagnoses other than dementia and adjustment for the frequency of  
612 health service utilization during the follow-up period did not change the effect estimates. Lastly,  
613 it is possible that HZ vaccination led to uptake of other preventive tools (e.g., other  
614 immunizations or blood pressure medications). In our previous analysis(13), we, however,

615 observed no effect of HZ vaccination on the uptake of influenza immunization, statin use, use of  
616 antihypertensive medications, or breast cancer screening participation, nor did we find an effect  
617 on health outcomes other than dementia.

618  
619 Because transient ischemic attacks and strokes are a known complication of shingles (thought  
620 to arise from varicella zoster virus-induced vasculopathy affecting the intracerebral arteries(43–  
621 45)) and the large number of negative control outcome analyses that we conducted (and, thus,  
622 the increased probability of obtaining a significant finding by chance), we believe that our  
623 significant findings for cerebrovascular disease deaths are unlikely to be an indication of  
624 confounding. It is unclear whether or not fatalities from cerebrovascular disease lie on the  
625 causal chain that links HZ vaccination to deaths from dementia. On the one hand, strokes are a  
626 well-established risk factor for dementia(48), and a substantial proportion of dementia cases are  
627 thought to be due to atherosclerosis of the vasculature(21,49,50), which is also the primary  
628 pathophysiological process underlying ischemic strokes(51). On the other hand, the stroke  
629 fatality-reducing effects from HZ vaccination eligibility in our analysis were less pronounced and  
630 not statistically significant among women, whereas this effect heterogeneity by gender was in  
631 the opposite direction for deaths due to dementia. Although the absolute effect magnitudes that  
632 we estimated for deaths due to cerebrovascular disease were generally moderate in size (-0.28  
633 percentage points in the whole population), they are nonetheless important from a public health  
634 perspective, especially when considering the relative effect sizes (-8.0%) and the subgroup of  
635 men (0.44 percentage point absolute and 11.9% relative reduction).

636  
637 We have previously shown that HZ vaccination reduced the incidence of new dementia  
638 diagnoses(13). Because the follow-up period in this prior analysis was only seven years, it was  
639 unclear whether HZ vaccination decreased (or delayed) the transition from normal cognitive  
640 functioning to dementia, the transition from mild cognitive impairment to dementia, or the  
641 deterioration in cognitive function among those who already had mild-to-moderate dementia but  
642 were not yet diagnosed. Given the long duration of the natural history of dementia compared to  
643 our follow-up period of nine years(16), and the fact that this present study analyzed deaths with  
644 dementia as their underlying (rather than contributing) cause of death, our findings in this  
645 analysis of mortality data suggest that HZ vaccination had a beneficial effect on cognitive  
646 functioning among those who already had dementia. As such, this study suggests that HZ  
647 vaccination has (possibly in addition to being a preventive tool) a beneficial effect on cognitive  
648 function among individuals who are already at a relatively advanced stage of dementia.

649  
650 In our view, our repeated finding of the benefits of HZ vaccination for the dementia disease  
651 process calls for investments into research to uncover relevant causal mechanisms. Such  
652 mechanisms could act through the prevention of clinical and subclinical reactivations of the  
653 varicella zoster virus and more indirect immunological pathways, some of which could be  
654 specific to live-attenuated vaccines. There is already a considerable body of evidence for these  
655 mechanistic hypotheses(6,10), including the finding that herpesviruses seed  $\beta$ -amyloid in  
656 mice(7), that reactivations of the varicella zoster virus appear to reactivate the herpes simplex  
657 virus-1 in the brain(52), and the evidence from a broad array of research that live-attenuated  
658 vaccines induce powerful innate immune mechanisms that have important off-target health  
659 effects(10,11). Off-target effects of vaccines have consistently been observed to be far stronger  
660 among women than men(10,11), but the mechanisms underlying these sex differences are not  
661 well understood and, thus, also represent important lines of future investigation(12).

662  
663 Our study has several limitations. First, death certificate data is likely to provide an  
664 underestimate of deaths caused by dementia. Importantly, however, there is no reason for  
665 which the measurement error of deaths due to dementia should differ between those born

666 shortly before versus shortly after the September 2 1933 date-of-birth eligibility threshold. As  
667 such, our relative effect estimates are unlikely to be affected by this underreporting. Similarly,  
668 potential changes in the accuracy of death certificate data over time are not a source of bias in  
669 this study because they affect population groups born on either side of the date-of-birth eligibility  
670 threshold for HZ vaccination equally. Second, we did not have information on which individuals  
671 received HZ vaccination. As such, our data only allowed us to determine the effect of being  
672 eligible for HZ vaccination on deaths due to dementia, but not the effect of actually receiving the  
673 HZ vaccine. Calculating the effect of receiving the HZ vaccine would require us to assume that  
674 the magnitude of the abrupt change in HZ vaccination receipt at the September 2 1933 date-of-  
675 birth eligibility threshold was similar in England as we have observed in Wales (47.2 percentage  
676 points)(13). Despite this lacking information on vaccination receipt, we can be confident that HZ  
677 vaccination generally occurred prior to our outcome ascertainment because eligibility for HZ  
678 vaccination for individuals born between September 2 1933 and September 1 1934 (the year-of-  
679 birth cohort that received the highest weight among eligible cohorts in our analyses) lasted for  
680 12 months only and our effect sizes were consistent across different grace periods. Third, our  
681 effect size estimates only apply to the age groups around the September 2 1933 date-of-birth  
682 threshold. Fourth, our analyses of the effect of HZ vaccination eligibility on deaths due to  
683 specific types of dementia were severely limited by the reduced statistical power to detect  
684 effects on these rarer outcomes, the neuropathological overlap between dementia types(21–  
685 23), and the difficulty of distinguishing dementia types clinically. Lastly, because the new  
686 recombinant subunit HZ vaccine (“Shingrix”) was only introduced in the UK in late 2021(53), our  
687 findings apply to Zostavax only.

688  
689 In conclusion, taking advantage of a unique natural randomization in the UK, this study provides  
690 evidence that HZ vaccination has a beneficial effect on cognitive function among individuals with  
691 dementia. In ascertaining the effect of HZ vaccination eligibility using a different type of data,  
692 study population, and outcome, this analysis also represents an important confirmation of our  
693 previous finding in Welsh electronic health record data that HZ vaccination has a beneficial  
694 effect on the dementia disease process more generally.

695  
696

## 697 **References:**

- 698 1. Monje M, Iwasaki A. The neurobiology of long COVID. *Neuron*. 2022 Nov 2;110(21):3484–96.
- 699 2. Soldan SS, Lieberman PM. Epstein–Barr virus and multiple sclerosis. *Nat Rev Microbiol*.  
700 2023 Jan;21(1):51–64.
- 701 3. Itzhaki RF, Lathe R, Balin BJ, Ball MJ, Bearer EL, Braak H, et al. Microbes and Alzheimer’s  
702 Disease. *J Alzheimers Dis*. 2016;51(4):979–84.
- 703 4. Devanand DP. Viral Hypothesis and Antiviral Treatment in Alzheimer’s Disease. *Curr Neurol*  
704 *Neurosci Rep*. 2018 Jul 14;18(9):55.
- 705 5. Moir RD, Lathe R, Tanzi RE. The antimicrobial protection hypothesis of Alzheimer’s disease.  
706 *Alzheimers Dement*. 2018 Dec;14(12):1602–14.
- 707 6. Itzhaki RF. Overwhelming Evidence for a Major Role for Herpes Simplex Virus Type 1  
708 (HSV1) in Alzheimer’s Disease (AD); Underwhelming Evidence against. *Vaccines (Basel)*.  
709 2021 Jun 21;9(6):679.

- 710 7. Eimer WA, Vijaya Kumar DK, Navalpur Shanmugam NK, Rodriguez AS, Mitchell T,  
711 Washicosky KJ, et al. Alzheimer's Disease-Associated  $\beta$ -Amyloid Is Rapidly Seeded by  
712 Herpesviridae to Protect against Brain Infection. *Neuron*. 2018 Jul 11;99(1):56-63.e3.
- 713 8. Devanand DP, Andrews H, Kreisl WC, Razlighi Q, Gershon A, Stern Y, et al. Antiviral  
714 therapy: Valacyclovir Treatment of Alzheimer's Disease (VALAD) Trial: protocol for a  
715 randomised, double-blind, placebo-controlled, treatment trial. *BMJ Open*. 2020 Feb  
716 6;10(2):e032112.
- 717 9. Bettcher BM, Tansey MG, Dorothée G, Heneka MT. Peripheral and central immune system  
718 crosstalk in Alzheimer disease - a research prospectus. *Nat Rev Neurol*. 2021  
719 Nov;17(11):689–701.
- 720 10. Benn CS, Fisker AB, Rieckmann A, Sørup S, Aaby P. Vaccinology: time to change the  
721 paradigm? *Lancet Infect Dis*. 2020 Oct;20(10):e274–83.
- 722 11. Benn CS, Amenyogbe N, Björkman A, Domínguez-Andrés J, Fish EN, Flanagan KL, et al.  
723 Implications of Non-Specific Effects for Testing, Approving, and Regulating Vaccines. *Drug*  
724 *Saf*. 2023 May;46(5):439–48.
- 725 12. Aaby P, Benn CS, Flanagan KL, Klein SL, Kollmann TR, Lynn DJ, et al. The non-specific  
726 and sex-differential effects of vaccines. *Nat Rev Immunol*. 2020 Aug;20(8):464–70.
- 727 13. Eytting M, Xie M, Heß S, Geldsetzer P. Causal evidence that herpes zoster vaccination  
728 prevents a proportion of dementia cases. *medRxiv*. 2023 May 25;2023.05.23.23290253.
- 729 14. Wu X, Yang H, He S, Xia T, Chen D, Zhou Y, et al. Adult Vaccination as a Protective Factor  
730 for Dementia: A Meta-Analysis and Systematic Review of Population-Based Observational  
731 Studies. *Front Immunol*. 2022;13:872542.
- 732 15. Remschmidt C, Wichmann O, Harder T. Frequency and impact of confounding by indication  
733 and healthy vaccinee bias in observational studies assessing influenza vaccine  
734 effectiveness: a systematic review. *BMC Infect Dis*. 2015 Oct 17;15(1):429.
- 735 16. Brück CC, Wolters FJ, Ikram MA, de Kok IMCM. Heterogeneity in Reports of Dementia  
736 Disease Duration and Severity: A Review of the Literature. *J Alzheimers Dis*.  
737 2021;84(4):1515–22.
- 738 17. Office for National Statistics (ONS). Population and household estimates, England and  
739 Wales: Census 2021, unrounded data [Internet]. 2022 [cited 2023 Jul 29]. Available from:  
740 <https://www.ons.gov.uk/peoplepopulationandcommunity/populationandmigration/populationestimates/bulletins/populationandhouseholdestimatesenglandandwales/census2021unroundeddata>  
741  
742
- 743 18. Office for National Statistics (ONS). User guide to mortality statistics [Internet]. 2022 [cited  
744 2023 Jul 29]. Available from:  
745 <https://www.ons.gov.uk/peoplepopulationandcommunity/birthsdeathsandmarriages/deaths/methodologies/userguidetomortalitystatisticsjuly2017>  
746
- 747 19. Office for National Statistics (ONS). Leading causes of death in England and Wales (revised  
748 2016) [Internet]. 2017 [cited 2023 Jul 29]. Available from:



- 749 [https://www.ons.gov.uk/peoplepopulationandcommunity/birthsdeathsandmarriages/deaths/](https://www.ons.gov.uk/peoplepopulationandcommunity/birthsdeathsandmarriages/deaths/methodologies/userguidetomortalitystatistics/leadingcausesofdeathinenglandandwalesrevised2016)  
750 [methodologies/userguidetomortalitystatistics/leadingcausesofdeathinenglandandwalesrevis](https://www.ons.gov.uk/peoplepopulationandcommunity/birthsdeathsandmarriages/deaths/methodologies/userguidetomortalitystatistics/leadingcausesofdeathinenglandandwalesrevised2016)  
751 [ed2016](https://www.ons.gov.uk/peoplepopulationandcommunity/birthsdeathsandmarriages/deaths/methodologies/userguidetomortalitystatistics/leadingcausesofdeathinenglandandwalesrevised2016)
- 752 20. Office for National Statistics (ONS). CT0528\_2011 Census - Sex by month and year of birth  
753 - England and Wales [Internet]. 2015 [cited 2023 Jul 29]. Available from:  
754 [https://www.ons.gov.uk/peoplepopulationandcommunity/populationandmigration/population](https://www.ons.gov.uk/peoplepopulationandcommunity/populationandmigration/populationestimates/adhocs/004928ct05282011censussexbymonthandyearofbirthenglandandwales)  
755 [estimates/adhocs/004928ct05282011censussexbymonthandyearofbirthenglandandwales](https://www.ons.gov.uk/peoplepopulationandcommunity/populationandmigration/populationestimates/adhocs/004928ct05282011censussexbymonthandyearofbirthenglandandwales)
- 756 21. Alzheimer's Association. 2023 Alzheimer's Disease Facts and Figures [Internet]. Chicago,  
757 Illinois: Alzheimer's Association; [cited 2023 Jul 29]. Available from:  
758 <https://www.alz.org/alzheimers-dementia/facts-figures>
- 759 22. Boyle PA, Yu L, Leurgans SE, Wilson RS, Brookmeyer R, Schneider JA, et al. Attributable  
760 risk of Alzheimer's dementia attributed to age-related neuropathologies. *Ann Neurol*. 2019  
761 Jan;85(1):114–24.
- 762 23. Boyle PA, Yu L, Wilson RS, Leurgans SE, Schneider JA, Bennett DA. Person-specific  
763 contribution of neuropathologies to cognitive loss in old age. *Ann Neurol*. 2018  
764 Jan;83(1):74–83.
- 765 24. Beach TG, Monsell SE, Phillips LE, Kukull W. Accuracy of the clinical diagnosis of  
766 Alzheimer disease at National Institute on Aging Alzheimer Disease Centers, 2005-2010. *J*  
767 *Neuropathol Exp Neurol*. 2012 Apr;71(4):266–73.
- 768 25. UK Health Security Agency. Shingles: guidance and vaccination programme. 2021 [cited  
769 2023 May 5]. Shingles: guidance and vaccination programme. Available from:  
770 <https://www.gov.uk/government/collections/shingles-vaccination-programme>
- 771 26. Villamizar-Villegas M, Pinzon-Puerto FA, Ruiz-Sanchez MA. A comprehensive history of  
772 regression discontinuity designs: An empirical survey of the last 60 years. *Journal of*  
773 *Economic Surveys* [Internet]. 2022 [cited 2022 May 6];Epub ahead of print. Available from:  
774 <https://onlinelibrary.wiley.com/doi/abs/10.1111/joes.12461>
- 775 27. Gelman A, Imbens G. Why High-Order Polynomials Should Not Be Used in Regression  
776 Discontinuity Designs. *Journal of Business & Economic Statistics*. 2017;1–10.
- 777 28. Cheng MY, Fan J, Marron JS. On Automatic Boundary Corrections. *The Annals of Statistics*.  
778 1997;25(4):1691–708.
- 779 29. Imbens G, Kalyanaraman K. Optimal Bandwidth Choice for the Regression Discontinuity  
780 Estimator. *The Review of Economic Studies*. 2012;79(3):933–59.
- 781 30. Kolesár M, Rothe C. Inference in Regression Discontinuity Designs with a Discrete Running  
782 Variable. *American Economic Review*. 2018 Aug;108(8):2277–304.
- 783 31. Armstrong TB, Kolesár M. Simple and honest confidence intervals in nonparametric  
784 regression. *Quantitative Economics*. 2020;11(1):1–39.

- 785 32. James BD, Leurgans SE, Hebert LE, Scherr PA, Yaffe K, Bennett DA. Contribution of  
786 Alzheimer disease to mortality in the United States. *Neurology*. 2014 Mar 25;82(12):1045–  
787 50.
- 788 33. Ahmad S, Carey IM, Harris T, Cook DG, DeWilde S, Strachan DP. The rising tide of  
789 dementia deaths: triangulation of data from three routine data sources using the Clinical  
790 Practice Research Datalink. *BMC Geriatr*. 2021 Jun 21;21(1):375.
- 791 34. Benichou J, Gail MH. Estimates of absolute cause-specific risk in cohort studies. *Biometrics*.  
792 1990 Sep;46(3):813–26.
- 793 35. Ozenne BMH, Scheike TH, Staerk L, Gerds TA. On the estimation of average treatment  
794 effects with right-censored time to event outcome and competing risks. *Biom J*. 2020  
795 May;62(3):751–63.
- 796 36. Fleming DM, Cross KW, Cobb WA, Chapman RS. Gender difference in the incidence of  
797 shingles. *Epidemiol Infect*. 2004 Jan;132(1):1–5.
- 798 37. Marra F, Parhar K, Huang B, Vadlamudi N. Risk Factors for Herpes Zoster Infection: A  
799 Meta-Analysis. *Open Forum Infect Dis*. 2020 Jan;7(1):ofaa005.
- 800 38. Ferretti MT, Martinkova J, Biskup E, Benke T, Gialdini G, Nedelska Z, et al. Sex and gender  
801 differences in Alzheimer's disease: current challenges and implications for clinical practice:  
802 Position paper of the Dementia and Cognitive Disorders Panel of the European Academy of  
803 Neurology. *Eur J Neurol*. 2020 Jun;27(6):928–43.
- 804 39. Ferretti MT, Iulita MF, Cavedo E, Chiesa PA, Schumacher Dimech A, Santuccione Chadha  
805 A, et al. Sex differences in Alzheimer disease - the gateway to precision medicine. *Nat Rev*  
806 *Neurol*. 2018 Aug;14(8):457–69.
- 807 40. Laws KR, Irvine K, Gale TM. Sex differences in Alzheimer's disease. *Curr Opin Psychiatry*.  
808 2018 Mar;31(2):133–9.
- 809 41. Fischinger S, Boudreau CM, Butler AL, Streeck H, Alter G. Sex differences in vaccine-  
810 induced humoral immunity. *Semin Immunopathol*. 2019 Mar;41(2):239–49.
- 811 42. Lipsitch M, Tchetgen Tchetgen EJ, Cohen T. Negative Controls: A Tool for Detecting  
812 Confounding and Bias in Observational Studies. *Epidemiology*. 2010;21:383–8.
- 813 43. Amlie-Lefond C, Gilden D. Varicella Zoster Virus: A Common Cause of Stroke in Children  
814 and Adults. *J Stroke Cerebrovasc Dis*. 2016 Jul;25(7):1561–9.
- 815 44. Gilden D, Cohrs RJ, Mahalingam R, Nagel MA. Varicella zoster virus vasculopathies:  
816 diverse clinical manifestations, laboratory features, pathogenesis, and treatment. *Lancet*  
817 *Neurol*. 2009 Aug;8(8):731–40.
- 818 45. Nagel MA. Varicella zoster virus vasculopathy: clinical features and pathogenesis. *J*  
819 *Neurovirol*. 2014 Apr;20(2):157–63.

- 820 46. Schmader KE, Oxman MN, Levin MJ, Johnson G, Zhang JH, Betts R, et al. Persistence of  
821 the efficacy of zoster vaccine in the shingles prevention study and the short-term  
822 persistence substudy. *Clin Infect Dis*. 2012 Nov 15;55(10):1320–8.
- 823 47. Morrison VA, Johnson GR, Schmader KE, Levin MJ, Zhang JH, Looney DJ, et al. Long-term  
824 persistence of zoster vaccine efficacy. *Clin Infect Dis*. 2015 Mar 15;60(6):900–9.
- 825 48. Kuźma E, Lourida I, Moore SF, Levine DA, Ukoumunne OC, Llewellyn DJ. Stroke and  
826 dementia risk: A systematic review and meta-analysis. *Alzheimer's & Dementia*. 2018 Nov  
827 1;14(11):1416–26.
- 828 49. Livingston G, Huntley J, Sommerlad A, Ames D, Ballard C, Banerjee S, et al. Dementia  
829 prevention, intervention, and care: 2020 report of the Lancet Commission. *Lancet*. 2020 Aug  
830 8;396(10248):413–46.
- 831 50. Wolters FJ, Ikram MA. Epidemiology of Vascular Dementia. *Arteriosclerosis, Thrombosis,  
832 and Vascular Biology*. 2019 Aug;39(8):1542–9.
- 833 51. Feske SK. Ischemic Stroke. *The American Journal of Medicine*. 2021 Dec 1;134(12):1457–  
834 64.
- 835 52. Cairns DM, Itzhaki RF, Kaplan DL. Potential Involvement of Varicella Zoster Virus in  
836 Alzheimer's Disease via Reactivation of Quiescent Herpes Simplex Virus Type 1. *J  
837 Alzheimers Dis*. 2022;88(3):1189–200.
- 838 53. Pan CX, Lee MS, Nambudiri VE. Global herpes zoster incidence, burden of disease, and  
839 vaccine availability: a narrative review. *Ther Adv Vaccines Immunother*.  
840 2022;10:25151355221084535.
- 841

842 ***Ethics:***

843 This analysis was approved and considered minimal risk by the Stanford University Institutional  
844 Review Board on June 9 2023 (protocol number: 70277).

845

846 ***Acknowledgements:***

847 We would like to thank the UK's Office for National Statistics for providing us with the data used  
848 in this study.

849

850 ***Funding:***

851 National Institute of Allergy and Infectious Diseases New Innovator Award, DP2AI171011 (PG)  
852 Chan Zuckerberg Biohub investigator award (PG)

853

854 ***Authors' contributions:***

855 F.M. devised the methodology, analyzed and processed the data, created data visualizations,

856 interpreted the results, and reviewed and edited the original draft. M.X. devised the

857 methodology, interpreted the results, and reviewed and edited the original draft. M.E. devised

858 the methodology, interpreted the results, and reviewed and edited the original draft. S.H.

859 devised the methodology, interpreted the results, and reviewed and edited the original draft.

860 S.C. analyzed and processed the data, created data visualizations, and interpreted the results.

861 P.G. conceived the study, acquired funding, devised the methodology, was responsible for

862 administration and supervision, interpreted the results, and wrote the original draft.

863

864 ***Competing interests:***

865 The authors declare no competing interests.

866

867 ***Data and materials availability:***

868 All data and statistical analysis code (in R) will be made available in a publicly accessible

869 GitHub repository upon acceptance of the manuscript for publication.