

1 **Title page**

2 **Title:** Respiratory syncytial virus-associated hospitalisation in adults with
3 comorbidities in two European countries

4 **Authors:**

5 Richard Osei-Yeboah¹, Caroline Johannesen², Amanda Marie Egeskov-Cavling³, Junru
6 Chen⁴, Toni Lehtonen⁵, Arantxa Urchueguía Fornes⁶, John Paget⁷, Thea K. Fischer²,
7 Xin Wang^{1,4*}, Harish Nair¹, Harry Campbell¹; on behalf of PROMISE investigators[□]

8 [□]List of PROMISE investigators provided in the footnote

9 **Affiliations:**

- 10 1. Centre for Global Health, Usher Institute, University of Edinburgh, Edinburgh,
11 UK
- 12 2. Statens Serum Institut, Copenhagen, Denmark
- 13 3. Departments of Clinical Research Nordsjaellands Hospital, Hilleroed and
14 Public Health, University of Copenhagen, Denmark
- 15 4. School of Public Health, Nanjing Medical University, Nanjing, China
- 16 5. Department of Health Security, Finnish Institute for Health and Welfare (THL),
17 Helsinki, Finland
- 18 6. Vaccine Research Department, Foundation for the Promotion of Health and
19 Biomedical Research in the Valencian Region (FISABIO - Public Health)
- 20 7. Department of Primary Care, Netherlands Institute for Health Services
21 Research (Nivel), Utrecht, The Netherlands

22 ***Corresponding author**

23 Xin Wang, PhD

24 School of Public Health, Nanjing Medical University, Nanjing, China; Centre for Global
25 Health, Usher Institute, University of Edinburgh, Edinburgh, UK

26 Email: xin.wang@njmu.edu.cn

27 **Alternate corresponding author**

28 Richard Osei-Yeboah, PhD

29 Centre for Global Health, Usher Institute, University of Edinburgh, Edinburgh, UK

30 Email: Richard.Osei-Yeboah@ed.ac.uk

31 **Abstract**

32 **Background**

33 Individuals with comorbidities are at increased risk of severe RSV infection. We
34 estimated RSV-associated respiratory tract infection (RTI) hospitalisation among
35 adults aged 45 years and older with comorbidities in Denmark and Scotland.

36 **Methods**

37 By analysing national hospital and virological data, we estimated annual average
38 number and rate of RSV-associated hospitalisations by seven selected comorbidities
39 and age during 2010-2018. We estimated rate ratios (RRs) of RSV-associated

40 hospitalisation and 95% uncertainty ranges in comorbid adults versus the overall
41 populations.

42 **Results**

43 In Danish adults aged 45y+, RSV-RTI hospitalisation rates ranged from 3.1 per 1000
44 individuals with asthma, to 19.4 per 1000 individuals per year with chronic kidney
45 disease (CKD). In Scotland, the rate ranged from 2.4 per 1000 individuals per year
46 with chronic liver disease (CLD), to 9.0 per 1000 individuals per year with chronic
47 obstructive pulmonary disease (COPD). In both countries, we found over 2-4-fold
48 increased risk of RSV hospitalisation in adults with COPD, ischemic heart disease
49 (IHD), stroke and diabetes, and 1.5-3-fold increased risk for adults with asthma and
50 3-7-fold for those with CKD. RSV hospitalisation rates among adults aged 45-64y with
51 COPD, asthma, IHD or CKD were higher compared with the overall population aged
52 65-74y.

53 **Conclusion**

54 Findings of this study provide important evidence for identifying risk groups and
55 assisting health authorities in RSV vaccination policy making.

56 **Keywords.** Respiratory syncytial virus, adults, comorbidity, hospitalisation.

57

58 **Background**

59 Respiratory syncytial virus (RSV) is a major cause of respiratory tract infections (RTI),
60 and leads to about 245,000 and 158,000 hospitalisations annually in young children
61 and adults aged 18 years and older respectively in EU countries, with a
62 disproportionate burden occurring in infants and adults aged 65 years and older [1,
63 2]. Besides older age, co-morbidities are a key risk factor for RSV hospitalisation in
64 adult population. Previous epidemiological studies show that comorbidities, e.g.,
65 chronic respiratory diseases, chronic heart diseases and diabetes, are prevalent
66 among adult patients hospitalised with RSV-associated respiratory tract infection[3-
67 6]. Moreover, chronic kidney diseases and cardiovascular diseases are found to be
68 linked with risk of RSV severe illnesses and mortality[7-9]. A systematic review
69 estimated a high incidence of RSV-associated ARI, and a high risk of mortality from
70 hospitalised RSV among adults with comorbidities (e.g., cystic fibrosis, congestive
71 heart failure, chronic obstructive pulmonary disease, or immunosuppression) [10].
72 However, estimates of RSV-associated ARI hospitalisation rates among comorbid
73 adults are sparse in terms of geographical diversity [10, 11] and of the type of
74 comorbidities being investigated [11], and none is available yet in the European
75 region. One RSV vaccine product, i.e., Arexvy, has been authorised for use to prevent
76 severe RSV-associated illnesses by European Medicines Agency [12]. In view of the
77 rapid progress on development and evaluation of RSV vaccines and prophylaxis
78 products, estimates of RSV hospitalisation rates in comorbid adults could provide
79 timely evidence for recommendations on RSV immunisation among the adult
80 population on the horizon.

81 Using routinely collected data from national hospital registries and virological
82 surveillance, we aimed to estimate the number, rates and risk of RTI hospitalisations
83 associated with RSV in pre COVID-19 era among Danish and Scottish adults aged 45
84 years and older that had at least one of seven comorbidities (specified below in case
85 definitions), selected based on influenza vaccination recommendations and data
86 availability, using a regression modelling approach [13]. Regression models are
87 widely used to estimate RSV disease burden, especially among adults, while
88 accounting for under-ascertainment of RSV diseases due to the lack of systematic
89 RSV testing [14] and poor sensitivity of RSV-specific ICD-10 codes in routine clinical
90 care practice [15, 16], and imperfect sensitivity of viral diagnostic tests [17], and the
91 potentially poor detection of RSV in late-stage disease samples.

92 **Methods**

93 ***Study design and data sources***

94 The study design and data sources have been described previously [18]. Briefly, we
95 conducted a retrospective analysis using national hospital registries and virological
96 surveillance data in Denmark (2010 to 2018) and Scotland (2010 to 2016). A season
97 was from week 40 of one year to week 39 of the following year.

98 ***Case definitions***

99 As done previously [18, 19], we defined RTI hospitalisations based on ICD-10
100 diagnosis codes (Supplementary Table 1). RTI admission was defined as an admission
101 with any mention of RTI in the diagnosis codes. We included seven comorbidities, i.e.,
102 chronic obstructive pulmonary disease (COPD), asthma, ischemic heart disease (IHD),
103 stroke, diabetes, chronic kidney diseases (CKD) and chronic liver disease (CLD)

104 according to Scotland recommendations on high-risk conditions for influenza
105 vaccination and data availability[20]. The comorbidities were identified using ICD-10
106 diagnosis codes according to previous disease burden study (ICD-10 codes are given
107 in Supplementary Table 2) [21]. We searched all the diagnostic fields to identify
108 individuals that were hospitalised due to and with the diseases, and were recorded
109 on any occasions during healthcare utilisation within 5 years before the RTI hospital
110 episode or at the episode.

111 Scottish Burden of Disease group estimates of the prevalence of the seven chronic
112 medical conditions in 2014 was used to derive hospitalisation rates in Scotland [21].
113 The prevalence of IHD, stroke, diabetes and CKD in Danish adults in 2015, and the
114 prevalence of COPD and asthma in 2014, obtained from Danish disease burden
115 reports and registers [22, 23] were used to derive hospitalisation rates in Denmark.
116 Due to small case counts, Danish adults with CLD were excluded from the study.

117 ***Statistical analyses***

118 ***Model overview***

119 Data were accessed and analysed separately by partners in Denmark and Scotland,
120 based on the same analytical approach. A multiple linear regression model was used
121 to estimate the number of RTI hospitalisations associated with RSV, as “RSV-
122 associated RTI”, in adults aged 45y+ with chronic medical conditions similar to
123 previous analyses [18, 24, 25]. Overall, the model included a natural cubic spline
124 function for weeks during the study period, the number of RSV positive tests, and
125 the number of influenza positive tests. In Scotland, we considered an interaction
126 term of influenza-positive tests and season (2010-11 season; other seasons) as there
127 were a greater number of influenza-positive tests in the 2010-11 season compared

128 to other seasons, which may reflect changes in testing practices over the study
129 period. We modelled separately for each of the chronic medical conditions in the
130 two countries; for each condition, we further conducted subgroup analyses by age
131 groups (45-54y, 55-64y, 65-74y, 75-84y, and 85y+) where appropriate. For each
132 comorbidity and age group, we tested for the optimal lag/lead combination on RSV
133 and influenza among a lag/lead of 0-3 weeks. The goodness of fit was assessed based
134 on adjusted R-squared and the Akaike information criterion (AIC). Details of the
135 model structure are given in Supplementary File 1.

136 We estimated the annual number of RSV-associated RTI hospital admissions based
137 on model coefficients for RSV, and the number of RSV-positive tests. The 95%
138 confidence intervals (CIs) were estimated using a 52-week-block bootstrap with 1
139 000 replicates. We estimated rate ratios (RRs) of RSV-associated RTI hospitalisation
140 between the comorbid population and the overall population (with or without the
141 comorbidity) of the same age band. The 95% uncertainty ranges (URs) of RR were
142 estimated based on 1000 samples generated from a log-normal distribution of
143 estimates of hospitalisation rates, with the 2.5th percentile of the samples as the
144 lower bound and the 97.5th percentile of the samples as the upper bound as
145 previously done [26].

146 ***Sensitivity analyses***

147 We conducted the following sensitivity analyses among adults aged 45y+ to assess
148 the robustness of RSV burden estimates: (1) assuming zero lags for RSV and influenza
149 predictors; (2) removing the influenza predictor from the models of which the
150 coefficient was negative; (3) using the Poisson regression model; (4) time series data
151 of rhinovirus positive tests were added to the models for Scottish population.

152 ***Ethical statement***

153 Data access approvals were obtained in both countries and analyses were conducted
154 separately in each country in a secured environment.

155 **Results**

156 ***Average annual number and proportion of RSV-associated RTI hospitalisation in***
157 ***comorbid adults aged 45y+***

158 We estimated that, in Danish adults aged 45y+ with comorbidities, the average
159 annual number of RSV-associated RTI hospitalisations ranged from 165 (95% CI: 160
160 – 218) in adults with CKD to 1876 (1613 – 2178) in adults with COPD (Supplementary
161 Table 3). RSV-associated RTI accounted for between 5.8% (4.5 – 7.3) in all RTI
162 hospitalisations among adults with stroke and 16.8% (14.2 – 19.4) among adults with
163 asthma (Supplementary Table 4).

164 In Scottish adults aged 45y+ with comorbidities, the average annual number of RSV-
165 associated RTI hospitalisations ranged from 64 (95% CI: 25 – 93) in adults with CLD to
166 914 (95% CI: 564 – 1122) in adults with IHD. The proportion of RSV-RTI
167 hospitalisations ranged from 3.6% (1.4 – 5.0) in all RTI hospitalisations among adults
168 with CLD to 7.4% (4.5 – 8.4) among adults with stroke (Supplementary Table 4).

169 Estimates from the regression models generally fitted the observed data well
170 (Supplementary Figure 1 and 2). In comparison, average annual estimates of
171 influenza-associated RTI hospitalisation ranged from 77 (32– 80) among adults with
172 CLD to 888 (371 – 1073) among adults with IHD (Supplementary Table 3).

173 ***Average annual rate and rate ratio of RSV-associated RTI hospitalisation***

174 RSV-RTI hospitalisation rates in the comorbid adults aged 45y+ varied between

175 Denmark and Scotland (Table 1). In Denmark, we found the highest risk in adults
176 with CKD, with a rate of 9.4 (95% CI: 18.9 - 25.7) RSV-RTI hospitalisations per 1 000
177 individuals per year, and an RR of 7.2 (95% UR: 5.2 - 10.3) compared with Danish
178 overall population aged 45y+. For the other comorbidities, we estimated,
179 approximately, a four-fold higher rate in Danish adults with COPD and IHD versus the
180 overall population, a two-fold higher rate in those with diabetes and stroke, and a
181 1.5-fold higher rate in those with asthma. In Scotland, the highest risk was in adults
182 with COPD, with a rate of 7.1 (4.6 – 8.8) RSV-RTI hospitalisations per 1 000
183 individuals per year, and an RR of 5.9 (95% UR 4.1 – 8.7) versus the overall
184 population aged 45y+. For the remaining comorbidities, we estimated a four-fold
185 higher rate in adults with IHD compared with the overall population, a three-fold
186 higher rate in those with asthma, stroke and CKD, and a two-fold higher rate in those
187 with CLD and diabetes (Table 1). In comparison, rates of influenza-associated RTI
188 hospitalisation ranged from 4.4 (1.8 – 4.6) per 1000 adults with CLD per year to 7.6
189 (3.7 – 8.1) for those with asthma (Supplementary Table 3).
190 An exploratory analysis shows that in Denmark, the estimated yearly RSV-RTI
191 hospitalisation rates in comorbid adults aged 45y showed an increasing trend
192 between the 2013/14 and 2017/18 seasons (Supplementary Figure 3). In the contrast,
193 the rates remained similar in Scotland from the 2010/11 to 2015/16 seasons
194 (Supplementary Figure 4).

195 ***RSV-RTI hospitalisation rates in comorbid adults by age group***

196 In the two nations, hospitalisation rates rose quite steeply from the 60s to 80s age
197 groups, and were the highest in those aged 85y+ across most of comorbidity groups
198 (Table 2). In particular, adults with COPD and asthma had more than six-fold higher

199 hospitalisation rates at 75y+ compared with their younger counterparts in the two
200 nations. The age-related patterns were less profound for the other comorbidities.
201 Across age groups, the comorbid adults had higher rates compared to the overall
202 population with an RR estimate above 1.0, except for several occasions (Figure 1 and
203 2, Supplementary Table 6). The RR estimates for comorbid adults versus the overall
204 population were generally higher in those aged 45-54y and/or 55-64y (Figure 1 and
205 2). In particular, Danish adults and Scottish adults aged 45-54 years with IHD had an
206 RR estimate of 7.8 (95% UR 6.0-10.3) and 6.0 (2.5,15.6); Scottish adults aged 55-64y
207 with COPD had an RR estimate of 6.7 (3.7-12.7). Exceptions to this pattern were
208 observed in adults with asthma (both countries) and stroke (Scotland only). In the
209 two countries, adults with asthma had a particularly high RR estimate at 75y+;
210 whereas Scottish adults with stroke had similar rates to the overall population at 45-
211 64y. Danish adults with diabetes had an RR of 4.8 (3.7,6.3) at 45-54y, but a RR below
212 1.0 at 55y+; Scottish adults aged 65-74y and younger had an RR estimate above 1.0.

213 ***Sensitivity analyses***

214 Estimates of RSV-RTI hospitalisation rates in the sensitivity analyses were broadly
215 comparable to the main analyses in two countries (Supplementary Table 7). Scottish
216 estimates of rates in the comorbid adults aged 45y+, based on Poisson regression
217 models and the models with addition of rhinovirus positive cases, changed by around
218 10% or less compared to those in the main models. Danish estimates for adults with
219 COPD, IHD and asthma using Poisson regression models were about 13% to 17%
220 lower than the main analyses; the estimates for the other comorbidities only
221 changed marginally (<10% changes). Models with zero lags in RSV and influenza
222 predictors showed lower accuracy compared with the main models, yielding

223 comparable estimates for RSV in the Scottish population, and lower estimates in the
224 Danish population.

225 **Discussion**

226 Using national hospital and virological databases, this study provides estimates of
227 RSV-associated RTI hospitalisation among adults aged 45 years and older with seven
228 comorbidities, and their RRs versus the overall population (with or without
229 comorbidities) in Scotland and Denmark. We found that in Danish adults aged 45y+,
230 RSV-RTI hospitalisation rates ranged from 3.1 per 1000 individuals per year with
231 asthma, to 19.4 per 1000 individuals per year with CKD; the rate ranged from 2.4 per
232 1000 individuals per year with CLD, to 9.0 per 1000 individuals per year with COPD in
233 Scotland. Adults with the comorbidities showed a 1.5-fold to seven-fold higher rate
234 compared to the overall populations aged 45y+ across two countries. Adults with
235 COPD, IHD and diabetes consistently showed over four-, three- and two-fold higher
236 rates in two countries, while more between-country differences were found for
237 asthma and CKD. Across age groups, comorbid adults had higher rates compared to
238 the overall populations of same age except for several occasions. Adults aged 65y+
239 with the comorbidities (except for Danish adults with diabetes) have a substantially
240 high burden of RSV hospitalisation, especially among those with COPD or asthma.
241 Our estimates of RSV-RTI hospitalisation rates in adults with COPD are comparable to
242 a US study that reported a rate of 13 per 1000 individuals per season in adults with
243 COPD or chronic heart failure aged 65y+, while greater than the results by a New
244 Zealand study [27]. In the New Zealand study, the RSV-RTI hospitalisation rate was
245 between 0.2 and 1.4 per 1,000 individuals among adults aged 50y+ with COPD,

246 asthma, congestive heart failure, coronary artery disease, cerebrovascular accident,
247 diabetes, or end-stage renal disease. The disparities in estimates of RSV-RTI
248 hospitalisation rates could be related to the use of different analytical approaches. In
249 contrast to our study using a regression modelling approach, the New Zealand study
250 reported laboratory-confirmed RSV hospital cases.

251 The RR estimates reflect the risk of RSV-RTI hospitalisation associated with the
252 comorbidities, and are broadly comparable to previous population-based studies. A
253 modelling study in England showed that adults aged 65y+ with a range of
254 comorbidities were four-fold more likely be hospitalised for RSV-associated
255 respiratory diseases compared to those without comorbidities [28]. In New Zealand,
256 adults with seven comorbidities had between two-fold and 10-fold higher rates
257 compared to those without the comorbidities, and the RR varied across age groups
258 and comorbidities [11]. Similar to our results, the New Zealand study found a smaller
259 increase in the risk of RSV-RTI hospitalisation in adults with diabetes compared to
260 chronic respiratory and heart diseases, and the risk elevation was mainly observed in
261 young and middle-aged adults with diabetes and was less notable in older adults[11].
262 Our RR estimates should be viewed as a conservative estimation of the risk in the
263 comorbid adults in Denmark and Scotland, as we used the total population, with or
264 without comorbidities, as a control.

265 The age-specific estimates of RSV hospitalisation rates and RR provide evidence on
266 high-risk population groups that are relevant for RSV immunisation
267 recommendations and participant selection for vaccine evaluation in clinical trials
268 and real-world studies. Besides, using the overall adults aged 65-74y as a benchmark,
269 estimates of RSV hospitalisation rates among adults with certain comorbidities

270 remained elevated at 45-54y (COPD, asthma and IHD) or 55-64y (COPD, asthma, IHD
271 and CKD). The point estimates in adults with CKD aged 45-54y were higher than the
272 Scottish overall population aged 65y+, though it was difficult to draw a conclusion
273 due to the wide confidence intervals of the estimates.

274 We found that RSV-associated RTI hospitalisation rates in Scottish adults aged 45y+
275 with the comorbidities were similar to influenza (Supplementary table 5). Findings of
276 the comparison could assist health authorities in RSV vaccination policy making, in
277 the presence of risk-based recommendations on influenza vaccination.

278 There are limitations and challenges in our study. One challenge in analyses of
279 comorbid adults relates to the difficulty in defining and identifying comorbidities[11,
280 25]. In this study, we identified comorbidities that were recorded on any occasions in
281 the national hospital-care registries within five years before an RSV hospital episode,
282 by assuming that pre-existing comorbidities were recorded in any diagnostic fields at
283 least once during recent healthcare utilisations prior to the RSV episode. It is possible
284 that some individuals, especially adults at younger ages, were not diagnosed because
285 they had been at early stage of disease progression, had mild symptoms or had
286 remained good health status for five years or longer time. Given these factors and
287 possible incomplete recording of comorbidities in the databases, our study provides
288 a conservative estimate of true RSV-associated RTI hospital burden in adults with the
289 comorbidities. Second, we assume that the virological data (RSV and influenza) in the
290 overall population is an indicator of viral activity in the comorbid adults. The
291 assumption is made based on observations that the time series data of hospitalised
292 RTI cases and the virological data had similar trends and times of peaks
293 (Supplementary Figure 1 and 2). Where exist, variations in RTI hospitalisation rates

294 and potential temporal sequential patterns in viral circulation between the
295 comorbidities and age groups have been accounted for, via the independent
296 modelling process [25]. Moreover, the model fits and results from sensitivity
297 analyses suggest that our estimates of RSV-RTI hospitalisation rates are generally
298 robust. Third, we were unable to provide precise age-specific estimates for Scottish
299 adults with CLD or Danish adults with CKD, due to the small RTI case counts in the
300 groups. Finally, some of the individuals might have more than one comorbidity,
301 which could cause biases in the estimates. Future research could compare the role of
302 multiple comorbidities on risk of RSV infection. It is important to recognise the
303 profound effect of COVID-19 and the impact of vaccination on RSV epidemiology and
304 seasonality, which will likely confound any modern attempts to define RSV burden
305 especially in high-risk populations.

306 **Conclusion**

307 Using a standardised approach on national hospital and virological databases, we
308 provide age-specific estimates of RSV-RTI hospitalisation among adults with seven
309 comorbidities and aged 45y+ in two European countries. Our results show that
310 adults aged 65y+ with these comorbidities, and adults aged 45-64y with COPD, IHD,
311 asthma, or CKD remain a high priority population to consider for RSV immunisation
312 when RSV vaccines become available for use in adult population [12, 29].

Footnote Page

The PROMISE investigators are as follows:

Harry Campbell and Harish Nair (University of Edinburgh), Hanna Nohynek (THL, Finland), Anne Teirlinck (RIVM, The Netherlands), Michiel van Boven (RIVM, The Netherlands), Terho Heikkinen (University of Turku and Turku University Hospital, Finland), Louis Bont (University Medical Center Utrecht), Peter Openshaw (Imperial College, London), Phillipe Beutels (University of Antwerp), Andrew Pollard (University of Oxford), Veena Kumar (Novavax), Alexandro Orrico Sánchez (FISABIO, Spain), David Gideonse (RIVM, The Netherlands), Tin Tin Htar (Pfizer), Charlotte Vernhes (Sanofi Pasteur), Gael Dos Santos (GlaxoSmithKline), Rachel Cohen (GlaxoSmithKline), Jeroen Aerssens (Janssen), Rolf Kramer (Sanofi Pasteur), Ombeline Jollivet (Sanofi Pasteur), Nuria Manchin (TEAMIT).

Author Contributions

HC and HN conceptualised the study. XW and ROY analysed the Scottish data. CJ and AEC analysed the Danish data. JC prepared figures and tables. ROY and XW led the interpretation and wrote the draft with important inputs from HN, HC, TL, AUF, JP, TKF, CJ, AEC and JC. All the authors critically reviewed the manuscript.

Financial support

This work is part of PROMISE, and has received funding from the Innovative Medicines Initiative 2 Joint Undertaking under grant agreement No 101034339, as well as from Nanjing Medical University Talents Start-up Grants (Grant number: NMUR20210009). The Innovative Medicines Initiative 2 Joint Undertaking receives support from the European Union's Horizon 2020 research and innovation

programme and EFPIA. This publication only reflects the author's view and the JU is not responsible for any use that may be made of the information it contains herein.

Potential conflict of interests

HC reports grants, personal fees, and nonfinancial support from World Health Organization, grants and personal fees from Sanofi Pasteur, grants from Bill and Melinda Gates Foundation, outside this submitted work. HC is a shareholder in the Journal of Global Health Ltd. HN reports grants from Pfizer, Icosavax, consulting fees from WHO, Pfizer, Bill and Melinda Gates Foundation, Abbvie and Sanofi, outside the submitted work. HN reports participation on a Data Safety Monitoring Board or Advisory Board of GSK, Sanofi, Merck, WHO, Janssen, Novavax, Resvinct, Icosavax and Pfizer. XW reports grants from GlaxoSmithKline and consultancy fees from Pfizer, outside the submitted work. All other authors report no potential conflicts.

Acknowledgements

We acknowledge the support of the electronic data research and innovation services (eDRIS) team at Public Health Scotland for their involvement in obtaining approvals, provisioning and linking, and the use of the secure analytical platform with the National Safe Haven.

References

1. Osei-Yeboah R, Spreeuwenberg P, Del Riccio M, et al. Estimation of the number of RSV-associated hospitalisations in adults in the European Union. *J Infect Dis* **2023**.
2. Del Riccio M, Spreeuwenberg P, Osei-Yeboah R, et al. Defining the Burden of Disease of RSV in the European Union: estimates of RSV-associated hospitalisations in children under 5 years of age. A systematic review and modelling study. *J Infect Dis* **2023**.
3. Tseng HF, Sy LS, Ackerson B, et al. Severe Morbidity and Short- and Mid- to Long-term Mortality in Older Adults Hospitalized with Respiratory Syncytial Virus Infection. *J Infect Dis* **2020**; 222(8): 1298-310.
4. Ackerson B, An J, Sy LS, Solano Z, Slezak J, Tseng HF. Cost of Hospitalization Associated With Respiratory Syncytial Virus Infection Versus Influenza Infection in Hospitalized Older Adults. *J Infect Dis* **2020**; 222(6): 962-6.
5. Nolen LD, Seeman S, Desnoyers C, et al. Respiratory syncytial virus and influenza hospitalizations in Alaska native adults. *J Clin Virol* **2020**; 127: 104347.

6. Volling C, Hassan K, Mazzulli T, et al. Respiratory syncytial virus infection-associated hospitalization in adults: a retrospective cohort study. *BMC Infect Dis* **2014**; 14: 665.
7. Walsh EE, Peterson DR, Kalkanoglu AE, Lee FE, Falsey AR. Viral shedding and immune responses to respiratory syncytial virus infection in older adults. *J Infect Dis* **2013**; 207(9): 1424-32.
8. Hamalainen A, Savinainen E, Hamalainen S, et al. Disease burden caused by respiratory syncytial virus compared with influenza among adults: a retrospective cohort study from Eastern Finland in 2017-2018. *BMJ Open* **2022**; 12(12): e060805.
9. Ivey KS, Edwards KM, Talbot HK. Respiratory Syncytial Virus and Associations With Cardiovascular Disease in Adults. *J Am Coll Cardiol* **2018**; 71(14): 1574-83.
10. Shi T, Vennard S, Jasiewicz F, Brogden R, Nair H, Investigators R. Disease Burden Estimates of Respiratory Syncytial Virus related Acute Respiratory Infections in Adults With Comorbidity: A Systematic Review and Meta-Analysis. *J Infect Dis* **2022**; 226(Suppl 1): S17-S21.
11. Prasad N, Walker TA, Waite B, et al. Respiratory Syncytial Virus-Associated

Hospitalizations Among Adults With Chronic Medical Conditions. Clin Infect

Dis **2021**; 73(1): e158-e63.

12. European Medicines Agency. Arexvy. Available at:

<https://www.ema.europa.eu/en/medicines/human/EPAR/arexvy>. Accessed 3

Aug.

13. NHS inform. Infections and poisoning. . Available at:

<https://www.nhsinform.scot/illnesses-and-conditions/infections-and-poisoning/flu#preventing-flu>.

14. Rozenbaum MH, Judy J, Tran D, Yacisin K, Kurosky SK, Begier E. Low

Levels of RSV Testing Among Adults Hospitalized for Lower Respiratory

Tract Infection in the United States. Infect Dis Ther **2023**; 12(2): 677-85.

15. Cai W, Tolksdorf K, Hirve S, et al. Evaluation of using ICD-10 code data for

respiratory syncytial virus surveillance. Influenza Other Respir Viruses **2020**;

14(6): 630-7.

16. Hamilton MA, Calzavara A, Emerson SD, et al. Validating International

Classification of Disease 10th Revision algorithms for identifying influenza

and respiratory syncytial virus hospitalizations. PLoS One **2021**; 16(1):

e0244746.

17. Onwuchekwa C, Moreo LM, Menon S, et al. Underascertainment of Respiratory Syncytial Virus Infection in Adults Due to Diagnostic Testing Limitations: A Systematic Literature Review and Meta-analysis. *J Infect Dis* **2023**.
18. Johannesen CK, van Wijhe M, Tong S, et al. Age-Specific Estimates of Respiratory Syncytial Virus-Associated Hospitalizations in 6 European Countries: A Time Series Analysis. *J Infect Dis* **2022**; 226(Suppl 1): S29-S37.
19. Reeves RM, van Wijhe M, Tong S, et al. Respiratory Syncytial Virus-Associated Hospital Admissions in Children Younger Than 5 Years in 7 European Countries Using Routinely Collected Datasets. *J Infect Dis* **2020**; 222(Suppl 7): S599-s605.
20. Available at: <https://www.nhsinform.scot/flu-vaccine/who-can-get-the-vaccine/people-aged-50-or-over-those-with-a-health-condition-and-carers/>.
21. Wyper G, Grant I, Fletcher E, McCartney G, Stockton D. Scottish Burden of Disease (SBOD) study: developments and findings of local estimates. *Int J Popul Data Sci* **2019**; 4(3).
22. Flachs EM, Eriksen L, Koch MB, et al. Statens Institut for Folkesundhed, Syddansk Universitet. Sygdomsbyrden i Danmark –sygdomme. København:

Sundhedsstyrelsen, **2015**.

23. eSundhed. Udvalgte kroniske sygdomme og svære psykiske lidelser. .

Available at: <https://www.esundhed.dk/Emner/Operationer-og-diagnoser/Udvalgte-kroniske-sygdomme-og-svaere-psykiske-lidelser>.
24. Taylor S, Taylor RJ, Lustig RL, et al. Modelling estimates of the burden of respiratory syncytial virus infection in children in the UK. *BMJ Open* **2016**; 6(6): e009337.
25. Fleming DM, Taylor RJ, Lustig RL, et al. Modelling estimates of the burden of Respiratory Syncytial virus infection in adults and the elderly in the United Kingdom. *BMC Infect Dis* **2015**; 15: 443.
26. Wang X, Li Y, Deloria-Knoll M, et al. Global burden of acute lower respiratory infection associated with human metapneumovirus in children under 5 years in 2018: a systematic review and modelling study. *Lancet Glob Health* **2021**; 9(1): e33-e43.
27. Falsey AR, Walsh EE, Esser MT, Shoemaker K, Yu L, Griffin MP. Respiratory syncytial virus-associated illness in adults with advanced chronic obstructive pulmonary disease and/or congestive heart failure. *J Med Virol* **2019**; 91(1): 65-71.

28. Cromer D, van Hoek AJ, Jit M, Edmunds WJ, Fleming D, Miller E. The burden of influenza in England by age and clinical risk group: a statistical analysis to inform vaccine policy. *J Infect* **2014**; 68(4): 363-71.

29. European Medicines Agency. Meeting highlights from the Committee for Medicinal Products for Human Use (CHMP) 17-20 July 2023. Available at: <https://www.ema.europa.eu/en/news/meeting-highlights-committee-medicinal-products-human-use-chmp-17-20-july-2023>. Accessed 3 Aug.

Table 1. Hospitalisation rates of RSV-RTI per 1 000 individuals per year in adults aged 45 years and older with selected underlying medical conditions, and rate ratios (RR) compared with the overall population.*

	Denmark		Scotland	
	Hospitalisation rate (95% CI)	RR (95% UR)	Hospitalisation rate (95% CI)	RR (95% UR)
Overall population (with or without comorbidities)	2.0 (1.7,2.3)	Ref	1.2 (0.8,1.4)	Ref
COPD	9 (7.7,10.4)	4.5 (3.7,5.5)	7.1 (4.6,8.8)	5.9 (4.1,8.7)
Asthma	3.1 (2.6,3.6)	1.5 (1.3,1.9)	3.8 (2.6,4.8)	3.2 (2.2,4.7)
IHD	7.6 (6.4,8.8)	3.8 (3.1,4.7)	4.6 (2.8,5.6)	3.8 (2.7,5.6)
Stroke	3.7 (3.2,4.3)	1.8 (1.5,2.3)	3.5 (2.1,3.9)	2.9 (2.0,4.3)
Diabetes	4.7 (4.0,5.5)	2.3 (1.9,2.9)	2.4 (1.5,2.8)	2.0 (1.4,2.9)
Chronic kidney disease	19.4 (18.9,25.7)	9.7 (8.0,11.9)	3.3 (2.1,3.7)	2.7 (1.9,4.0)
Chronic liver disease	--	--	2.4 (0.9,3.5)	2.0 (1.4,2.9)

* COPD: chronic obstructive pulmonary disease. IHD: Ischemic heart disease. CKD: chronic kidney diseases, CLD: chronic liver disease, conditions were selected according to influenza vaccination recommendations and data availability.

Table 2. Hospitalisation rates of RSV-RTI per 1 000 individuals per year in adults aged 45 years and older with selected underlying medical conditions, by age groups.

	Overall population (with or without comorbidities)	COPD	Asthma	IHD	Stroke	Diabetes	Chronic kidney disease [†]
Denmark							
45-54y	0.5 (0.4,0.6)	1.6 (1.3,1.8)	0.7 (0.6,0.8)	3.9 (3.3,4.6)	2.3 (1.9,2.6)	2.4 (2.0,2.8)	--
55-64y	1.2 (1.0,1.4)	4.0 (3.4,4.7)	3.5 (3.0,4.1)	4.4 (3.7,5.1)	2.2 (1.8,2.5)	1.2 (1.1,1.4)	--
65-74y	2.0 (1.7,2.3)	5.1 (4.3,5.9)	8.3 (7.0,9.7)	5.9 (5.0,6.9)	2.3 (1.9,2.6)	1.0 (0.8,1.1)	--
75-84y	4.9 (4.2,5.6)	10.5 (8.9,12.2)	27.6 (23.4,31.9)	12.9 (11.0,14.9)	6.4 (5.5,7.5)	1.9 (1.7,2.3)	--
85+y	7.9 (6.7,9.1)	17.6 (14.9,20.4)	49.5 (42.5,57.7)	14.4 (12.0,16.7)	9.4 (8.0,11.0)	2.3 (2.2,3.1)	--
Scotland							
45-54y	0.3 (0.1,0.4)	1.6 (0.5,2.4)	1.6 (0.8,2.2)	1.8 (0.4,2.8)	0.4 (-0.1,1.0)	1.0 (0.4,1.6)	1.9 (0.1,3.2)
55-64y	0.4 (0.2,0.5)	2.7 (1.8,3.5)	1.8 (1.0,2.3)	1.0 (0.4,1.6)	0.8 (-0.3,1.7)	0.9 (0.4,1.2)	1.5 (0.9,2.1)
65-74y	0.9 (0.6,1.2)	4.9 (3.0,6.6)	3.1 (1.4,5.1)	2.5 (1.5,4.3)	2.5 (1.3,3.7)	1.6 (1.0,2.3)	1.4 (0.9,1.7)
75-84y	3.0 (2.0, 3.6)	12.8 (8.3, 17.4)	10.0 (2.9, 9.6)	6.0 (3.8, 7.5)	4.7 (2.4, 5.7)	3.9 (2.0,4.7)	2.8 (1.7, 3.3)
85+y	8.2 (5.2,9.6)	39.2 (21.9,47.5)	47.9 (28,53.2)	13.7 (8.1,17.5)	7.2 (3.7,9.3)	9.9 (5.8,12.5)	12.3 (7.6,14.2)

[†] We were unable to provide age-specific estimates for Scottish adults with CLD or for Danish adults with CKD, due to the small RTI case counts in the groups.

Figure captions

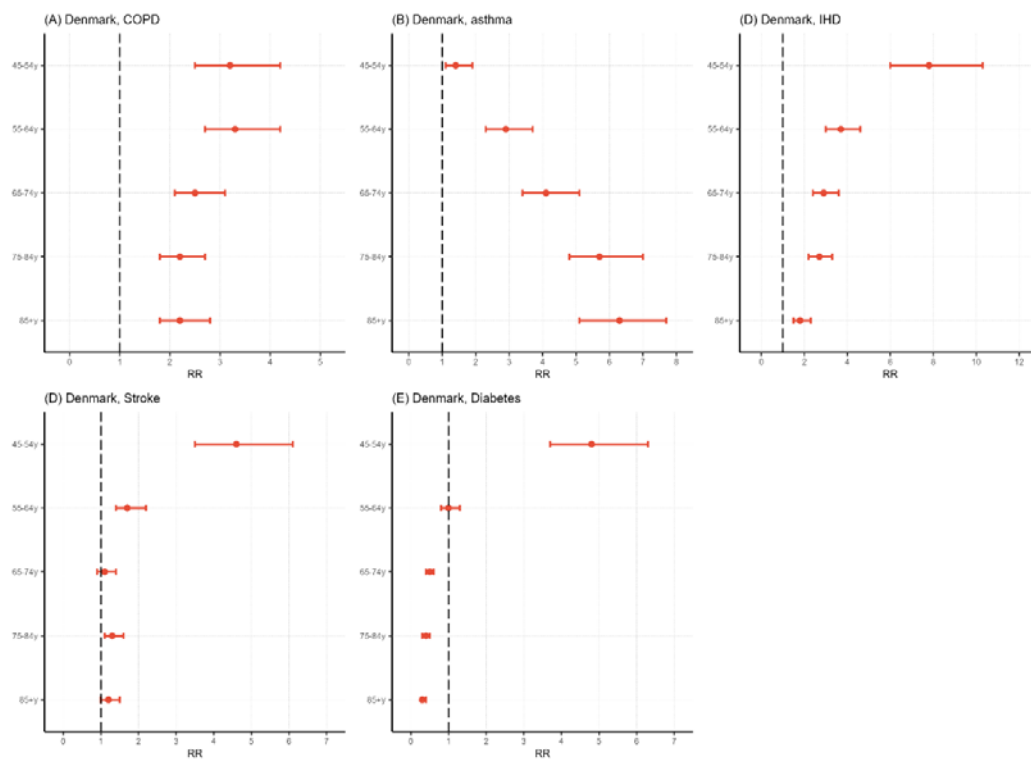


Figure 1. Age-specific rate ratios of RSV-associated RTI hospitalisation among the Danish adults versus Danish overall population.

Panels show estimates for COPD (A), asthma (B), IHD (C), stroke (D), and diabetes (E).

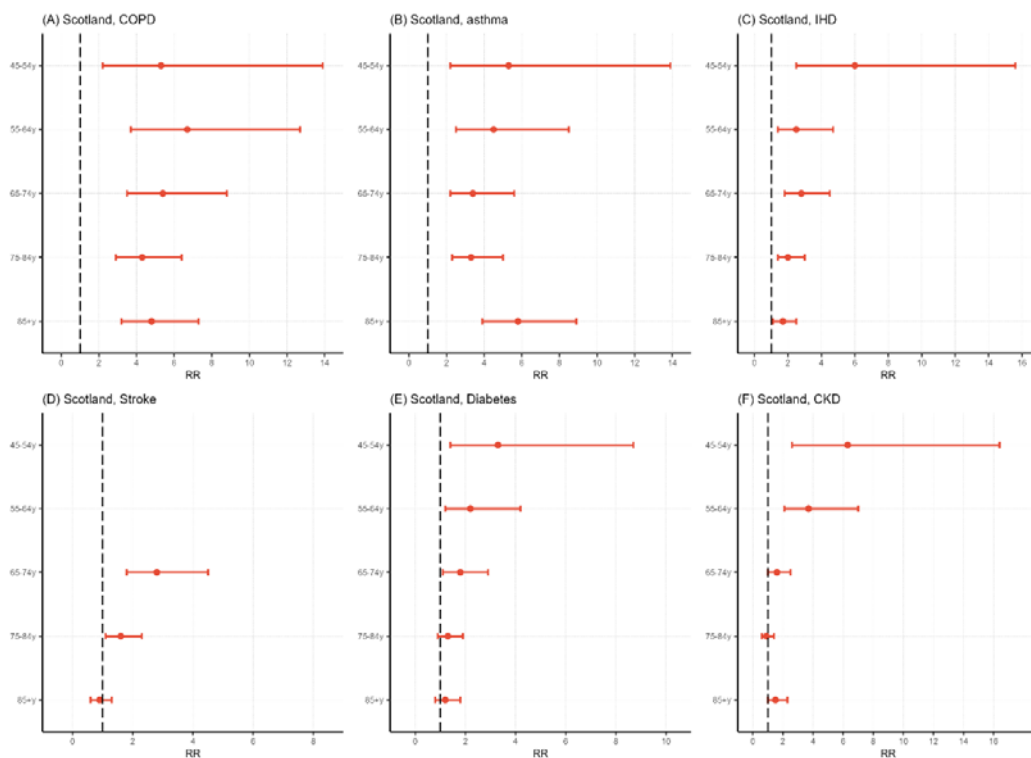
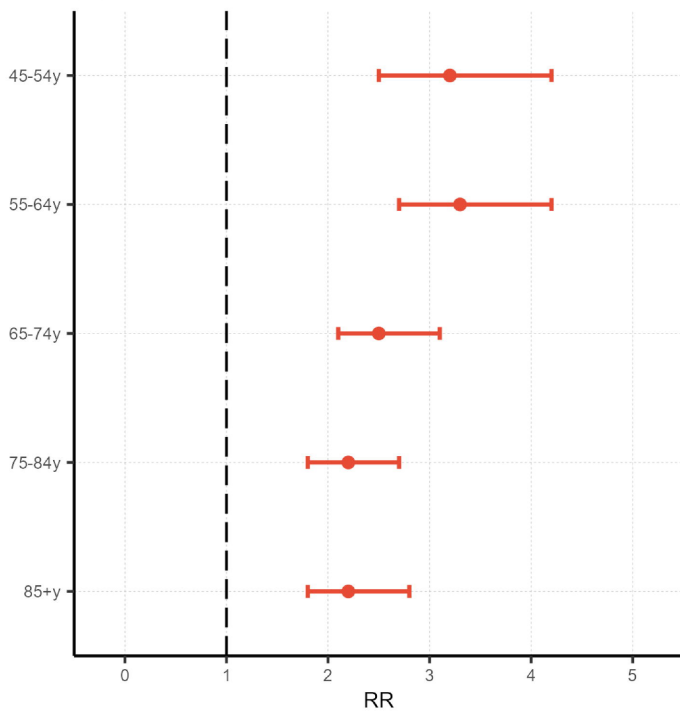


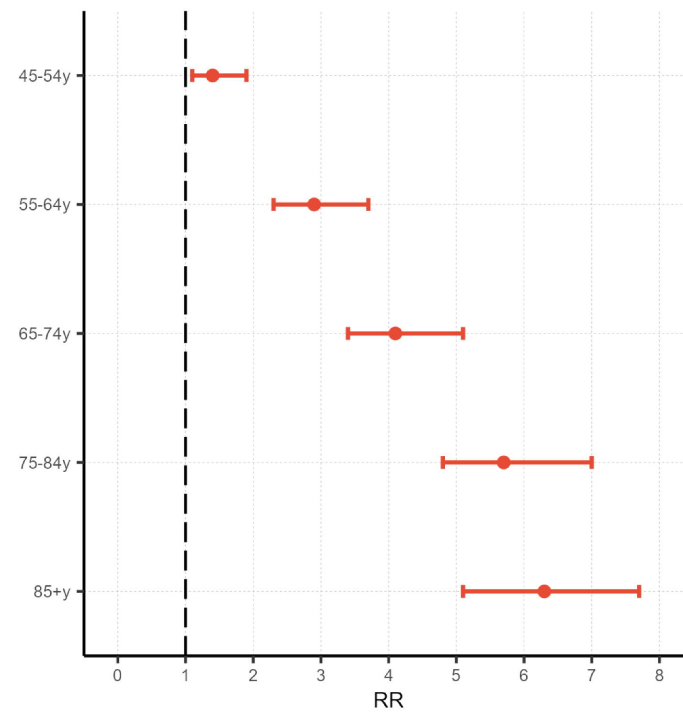
Figure 2. Age-specific rate ratios of RSV-associated RTI hospitalisation among the Scottish adults versus Scottish overall population.

Panels show estimates for COPD (A), asthma (B), IHD (C), stroke (D), diabetes (E), and chronic kidney diseases (F). RR was not calculated for the 45-54y and 55-64y with stroke, as the lower bound of their rate estimates was negative.

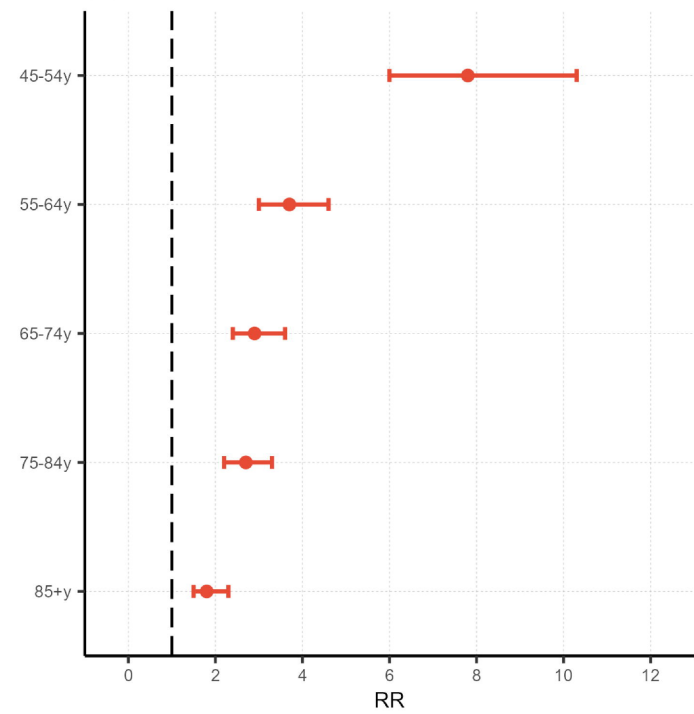
(A) Denmark, COPD



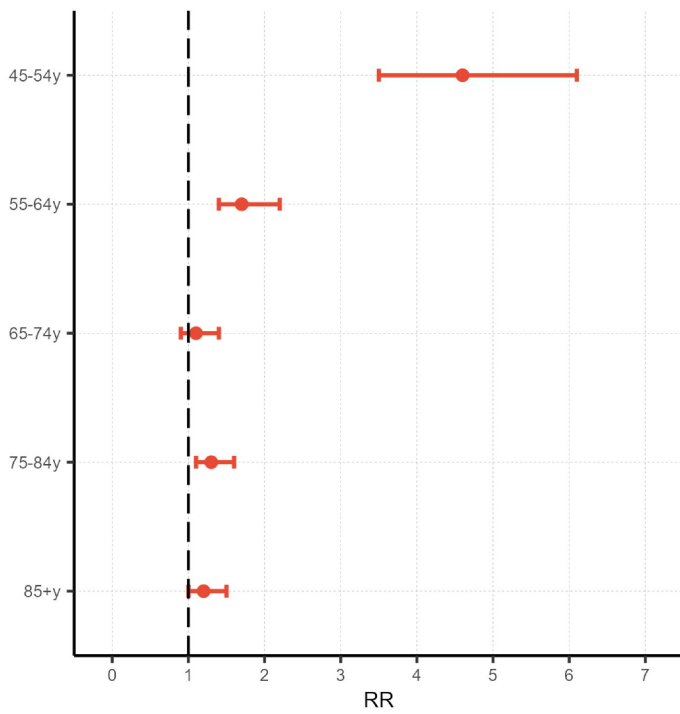
(B) Denmark, asthma



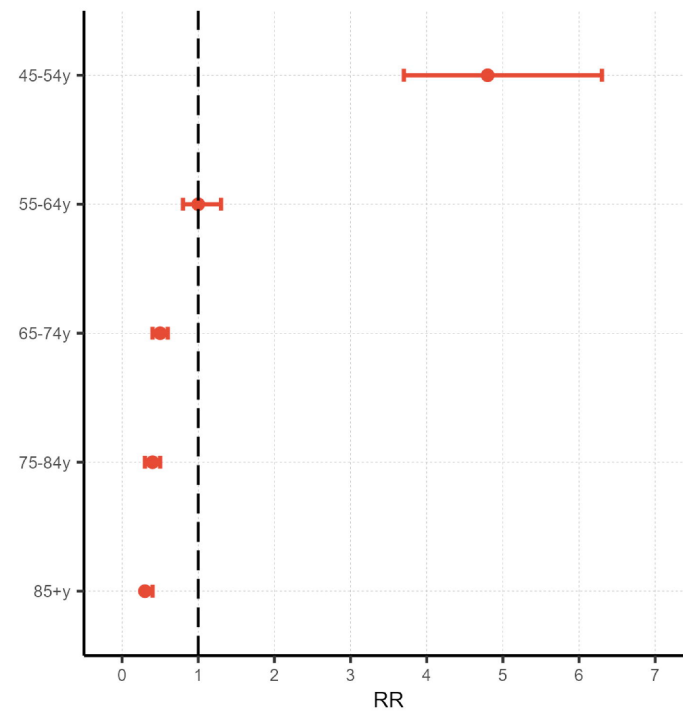
(D) Denmark, IHD



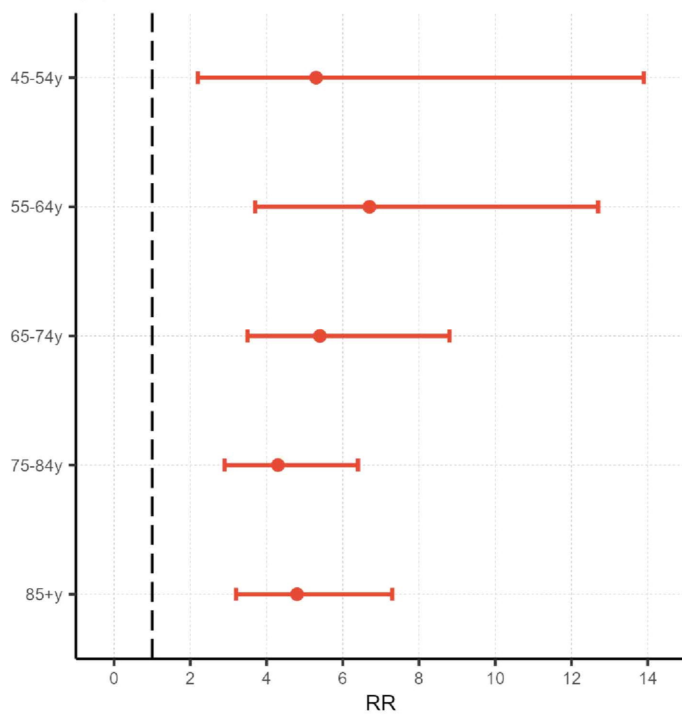
(D) Denmark, Stroke



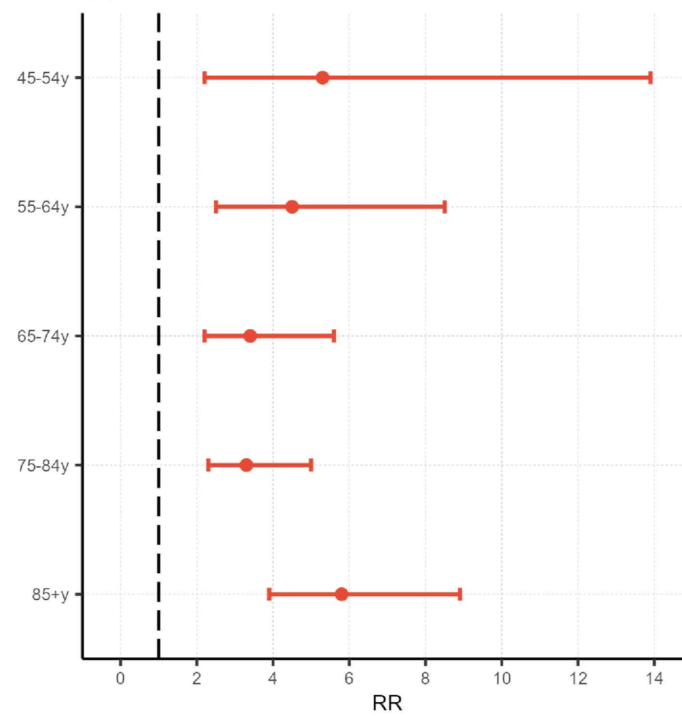
(E) Denmark, Diabetes



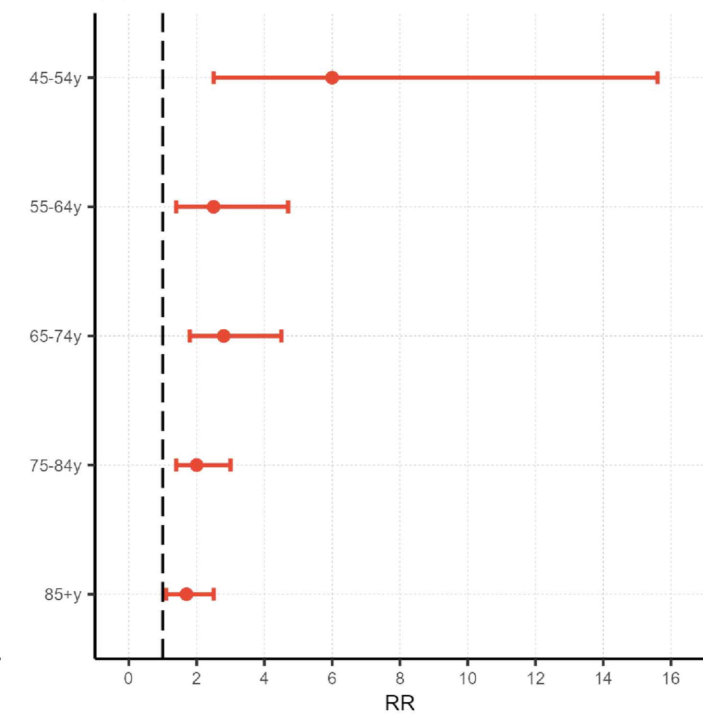
(A) Scotland, COPD



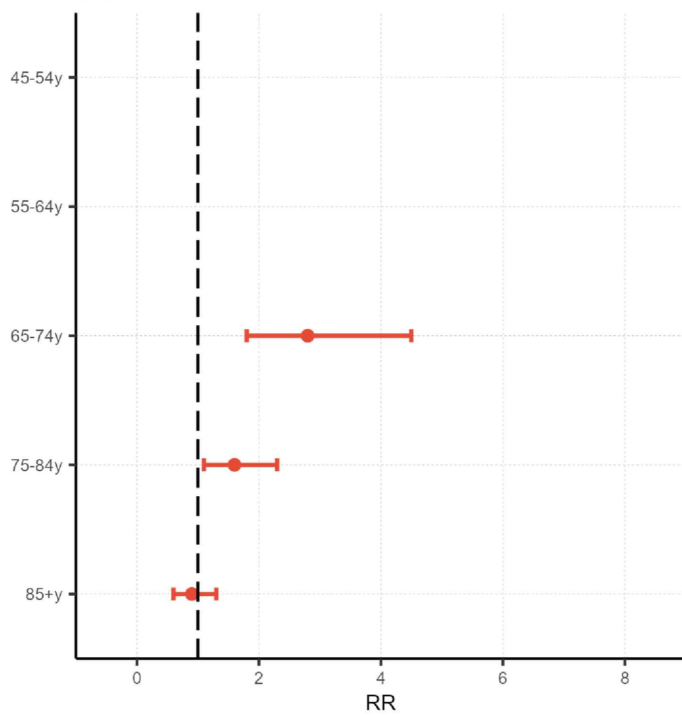
(B) Scotland, asthma



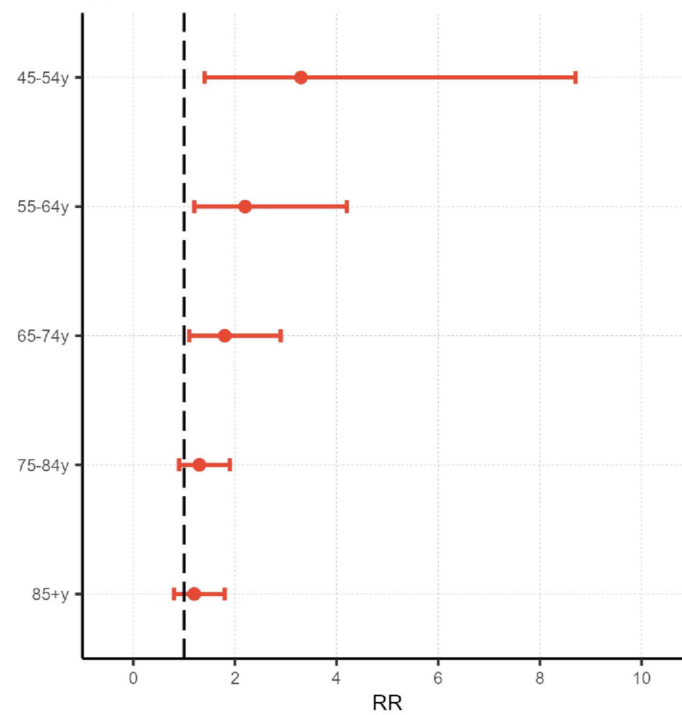
(C) Scotland, IHD



(D) Scotland, Stroke



(E) Scotland, Diabetes



(F) Scotland, CKD

