

1 **Alcohol consumption and heavy episodic drinking within different types of drinking occasion in**
2 **Great Britain: An event-level latent class analysis.**

3 *John Holmes^{1*}, Alessandro Sasso^{1,2}, Mónica Hernández Alava¹, Rita Borges Neves³, Abigail K Stevely¹,*
4 *Alan Warde⁴, Petra S Meier^{1,5*}*

5 * Joint lead authors.

6 ¹ School of Health and Related Research, University of Sheffield, Sheffield, UK.

7 ² European Commission, Joint Research Center (JRC), Ispra, Italy.

8 ³ Management School, University of Sheffield, Sheffield, UK.

9 ⁴ School of Social Sciences, University of Manchester, Manchester UK.

10 ⁵ MRC/CSO Social and Public Health Sciences Unit, University of Glasgow, Glasgow, UK.

11

12

13

14 **Word count:** 3,946

15 **Running title:** Typology of British drinking occasions

16 **Primary funding:** This work was supported by Economic and Social Research Council Grant Number
17 ES/R005257/1. PM's research is also supported by UK Medical Research Council and Chief Scientist
18 Office grants MC_UU_00022/5 and SPHSU20. For the purpose of open access, the author has applied
19 a Creative Commons Attribution (CC BY) licence* to any Author Accepted Manuscript version arising

20 **Declarations of competing interest:** The data provider, Kantar, played no role in the research
21 process, including conception, design, analysis, interpretation, write-up or the decision to publish.
22 Use of the data is allowed under the terms of a contract and nondisclosure agreement between
23 Kantar and the Universities of Sheffield and Glasgow which requires research outputs to be
24 submitted to the data provider ahead of publication. The data providers' right to request changes is
25 limited to matters of accuracy regarding their data. No change requests were made in relation to
26 this article. Data is not publicly shareable but there is agreement that data, analyses and results can
27 be checked by competent independent reviewers as part of a confidential review process.

28 **ABSTRACT**

29 **Aims:** To update a previous typology of British alcohol drinking occasions using a more recent and
30 expanded dataset and revised modelling procedure. To estimate the average consumption level,
31 prevalence of heavy drinking, and distribution of total alcohol consumption and heavy drinking within
32 and across occasion types.

33 **Design:** Cross-sectional latent class analysis of event-level diary data.

34 **Setting:** Great Britain, 2019.

35 **Cases:** 43,089 drinking occasions reported by 17,821 adult drinkers.

36 **Measurements:** The latent class indicators are characteristics of off-trade only (e.g. home), on-trade
37 only (e.g. bar) and mixed trade (e.g. home and bar) drinking occasions. These describe companions,
38 venue(s) and location, purpose, motivation, accompanying activities, timings, weekday, consumption
39 volume in units (1 UK unit = 8g ethanol) and predominant beverage consumed.

40 **Findings:** Three latent class models identified four off-trade only occasion types (i.e. latent classes),
41 eight on-trade only occasion types and three mixed-trade occasion types. Mean consumption per
42 occasion varied between 4.4 units in *Family meals* to 17.7 units in *Big nights out with pre-loading*.
43 Mean consumption exceeded ten units in all mixed-trade occasion types and in *Off-trade get*
44 *togethers*, *Big nights out* and *Male friends at the pub*. Three off-trade occasion types accounted for
45 50.8% of all alcohol consumed and 51.8% of heavy drinking occasions: *Quiet drink at home alone*,
46 *Evening at home with partner* and *Off-trade get togethers*. For thirteen out of fifteen occasion types,
47 more than 25% of occasions involved heavy drinking. Conversely, 41.7% of *Big nights out* and 16.4%
48 of *Big nights out with preloading* were not heavy drinking occasions.

49 **Conclusions:** Alcohol consumption varies substantially across and within fifteen types of drinking
50 occasion in Great Britain. Heavy drinking is common in most occasion types. However, moderate
51 drinking is also common in types often characterised as heavy drinking practices. Mixed-trade drinking
52 occasions are particularly likely to involve heavy drinking.

53

54 INTRODUCTION

55 Epidemiological research increasingly examines alcohol consumption at the occasion- or event-level
56 [1]. This work draws on diverse disciplinary and methodological traditions to address topics including
57 the levels of alcohol consumption associated with different types of drinking occasions, the population
58 groups that participate in those occasions, and the occasion characteristics that are associated with
59 heavy drinking and harmful outcomes [1-7]. The findings offer a distinct perspective on alcohol
60 consumption to inform public debate, engage stakeholders and guide prevention strategies [8]. In
61 particular, they shift attention away from the characteristics of individual drinkers and instead focus
62 on the wider social, commercial and environmental forces that shape alcohol consumption.

63 However, few event-level studies use nationally representative data [1]. This reflects the resource-
64 intensive nature of event-level designs, such as diary studies, ecological momentary assessment and
65 street intercept surveys, which often impose considerable burdens on researchers or their subjects
66 [9-12]. Event-level studies often rely instead on small or unrepresentative samples that are
67 temporally- or spatially-concentrated. There are, however, some exceptions. Paradis et al. used
68 occasion-level data from a nationally representative Canadian telephone survey to show that reduced
69 heavy drinking in parenthood may arise from fewer opportunities to drink in high consumption
70 contexts, rather than lower consumption per occasion [13, 14]. Finnish researchers used a latent class
71 analysis (LCA) of survey data on participants' most recent drinking occasions to develop an occasion
72 typology [5, 6]. They found that 40% of all reported alcohol consumption was within the 54% of
73 occasions characterised as *At home with family* or *Home alone*, while *Big party nights* accounted for
74 11% of all drinking occasions but 30% of heavy drinking occasions. We conducted a similar typological
75 analysis for Great Britain using one-week diary data and identified eight predominant occasion types,
76 including *Drinking at home alone* (13.4% of occasions), *Drinking at home with family* (12.8% of
77 occasions) and *Sociable get-togethers at someone's house* (14.4% of occasions) [4]. Stevely et al. used
78 the same diary data for 2018 to show that accounting for the common ways in which characteristics
79 of occasions combine explains more variance in alcohol consumption than treating each characteristic
80 as an independent variable [15].

81 Given the sparse literature in this area, further development and updating of such studies is important
82 to provide basic epidemiological surveillance of event-level alcohol consumption. This paper therefore
83 updates and extends our previous typology of British drinking occasions in 2009 to 2011 to address
84 four key limitations [4]. First, it uses data from 2019 since there have been marked shifts in British
85 drinking since 2011 [16-18]. Second, our previous analysis estimated a single latent class model that
86 included all off-trade (e.g. home), on-trade (e.g. pub, restaurant or nightclub) and mixed-trade (e.g.
87 home and pub) occasions. This limited the model's ability to differentiate occasion types within each
88 trade sector and meant we only identified one mixed-trade and two on-trade occasion types. As
89 additional on-trade occasion types are readily identifiable within public discourse (e.g. big nights out,
90 Sunday pub lunches, dinner dates), we now estimate separate models for each trade sector to better
91 capture the diversity of drinking within these trade sectors. Third, our 2019 dataset includes
92 information on additional occasion characteristics (e.g. food consumption and accompanying
93 activities such as watching TV) that permit better differentiation of occasions within the latent class
94 model. Fourth, we undertake secondary analyses of the LCA results to deepen understanding of the
95 occasion types associated with greater levels of alcohol-related harm.

96 Specifically, this paper aims to estimate a new typology of the predominant drinking occasions
97 observed in Great Britain during 2019 using an expanded dataset and improved modelling procedure.
98 It then aims to estimate the average consumption level and prevalence of heavy drinking associated

99 with each occasion type and the proportion of total reported alcohol consumption and heavy drinking
100 occasions within each occasion type.

101 **METHODS**

102 ***Data***

103 The data come from Alcovision, a continuous, cross-sectional, online study that surveys approximately
104 30,000 adults (18+) resident in Great Britain each year. The data are collected for market research
105 purposes by Kantar, who draw quota samples each week based on age, gender, socioeconomic status
106 and geographic region from their online managed access panels. Invitations to participate are timed
107 to ensure that fieldwork includes every day of the year. Alcovision oversamples residents of Scotland
108 and 18-34 year-olds to allow detailed analyses of these smaller populations. Kantar then construct
109 sampling weights based on age-gender groups, social class and geographic region using UK census
110 data. We have updated these weights using a bespoke raking technique [19].

111 Alcovision's main component is a one-week, retrospective drinking diary in which participants report
112 the characteristics of up to two on-trade and two-off-trade drinking occasions per day. This study uses
113 a complete case analysis of the 2019 Alcovision data, which includes 43,089 drinking occasions
114 reported by 17,821 individuals who consumed alcohol in the diary week.

115 ***Measures***

116 *Occasion trade sector*

117 Kantar define an occasion as a significant time-period (e.g. lunchtime, late evening) within either the
118 on-trade or off-trade. However, as familiar occasions such as 'pre-drinking before a night out' span
119 both trade sectors, we use an alternative definition to better characterize an occasion. Using the
120 reported start-time and duration of each occasion in Alcovision, we specify an occasion as a period of
121 alcohol consumption with no more than two hours between drinks [5]. This allows us to separate
122 occasions into three categories: off-trade only, on-trade only and mixed-trade (i.e. occasions involving
123 both trade sectors).

124 *Occasion characteristics*

125 Participants record detailed information about each drinking occasion in a series of categorical
126 variables that are summarised below and described fully in the appendix Table A1. We have previously
127 argued that these variables capture key concepts that are important to a social practice perspective
128 on alcohol consumption [4].

129 Two measures capture the people present: the *sex composition of the participants* (e.g. male alone,
130 female pair) and who any *companions* were (e.g. family, friends). Four measures capture on-trade
131 locations: the *venue* (e.g. own home, modern bar), the *venue location* (e.g. village or rural, city centre),
132 the *reasons for choosing the venue* (e.g. friendly atmosphere, cheap) and a dichotomous variable for
133 visiting *multiple on-trade venues*. Two measures capture the nature of the occasion: the *purpose* (e.g.
134 quiet night in, going clubbing) and the *motivation* for the occasion (e.g. to wind down, to have a laugh).
135 Two measures capture activities accompanying drinking: *general activities* (e.g. watching TV, doing a
136 pub quiz) and *food eaten* (no food, a snack, a meal). Four measures capture the occasion temporalities:
137 the *duration* (e.g. <1 hour, 4-7 hours), the *start-time* (e.g. lunchtime, night-time), the *day of the week*
138 (Monday to 17:00 on Friday, 17:00 on Friday to 23:59 on Saturday, Sunday) and the *sequencing* of off-
139 trade and on-trade drinking in mixed-trade occasions (e.g. pre-loading [off then on], post-loading [on
140 then off]). Two measures capture alcohol consumption: *volume consumed* based on units (1 UK unit =

141 8g ethanol; e.g. 0.0-2.0 units, 5.0-12.0 units) and the *predominant beverage type*, which the
142 respondent reports consuming most servings of (e.g. beer, wine).

143 *Summary consumption measures*

144 The summary measures describe the mean and standard deviation of units consumed in each occasion
145 type, and the percentage of all units, off-trade units, on-trade units and units of each beverage type
146 observed in the dataset that are consumed in each occasion type. We also calculate the percentage
147 of all occasions within each type that involve heavy drinking and the percentage of all observed heavy
148 drinking occasions that are within each type. Heavy drinking occasions are identified using the
149 standard UK definition of >6 units (48g) for women and >8 units (64g) for men.

150 **Analysis**

151 The analysis has four stages. First, a description of the dataset using summary statistics. Second,
152 estimation of the LCA model. Third, assignment of observed occasions to latent classes (i.e. occasion
153 types). Fourth, calculation of the summary consumption measures for the observed occasions in each
154 class. The first and fourth stages are descriptive analyses, so we focus on the second and third stages
155 below.

156 We estimated separate LCA models for off-trade only, on-trade only and mixed-trade occasions. LCA
157 assumes that the cases in a dataset can be separated into different classes (i.e. drinking occasion
158 types) that are 'latent' as they cannot be observed directly. It uses variables describing each case (i.e.
159 drinking occasion characteristics) to infer which cases may belong to each class together with a model
160 that estimates the probability each case belongs to each class. The model uses appropriate parametric
161 specifications for each occasion characteristic variable; specifically probit models for binary variables,
162 ordered probit models for ordinal variables, and multinomial logit models for nominal variables. The
163 probability of class membership is modelled using a multinomial logit model. The analyst iteratively
164 determines the number of classes the LCA model should identify by assessing the impact of additional
165 classes on model fit and interpretability. We used the Bayesian Information Criterion (BIC), Sample-
166 Size Adjusted BIC, Akaike's Information Criterion, and model entropy as standard goodness of fit
167 measures, and also used the Vuong-Lo-Mendell-Rubin likelihood ratio test (LRT), the Lo-Mendell-
168 Rubin adjusted LRT and the parametric bootstrapped LRT to test whether each additional class
169 improved model fit. These tests require careful interpretation as they are sensitive to the sample size
170 and number of model parameters, both of which are large in Alcovision [20]. This meant we
171 particularly relied on qualitative assessments of interpretability using the research team's topic
172 expertise and in consultation with our project's expert advisory group. After estimating the final
173 occasion typology, we deterministically assigned each occasion to a latent class based on predicted
174 posterior probabilities.

175 All models used weighted data and also included clustered standard errors to account for the nesting
176 of occasions within individuals. The LCA models were estimated via maximum likelihood using Mplus
177 v8.3.0.1. The analyses were not pre-registered and should be considered exploratory.

178

179 **RESULTS**

180 *Descriptive analysis*

181 Table 1 provides summary statistics for selected variables (see Appendix 2, Table A2.1 for all variables).
182 Approximately two-thirds (68.9%) of drinking occasions in Great Britain in 2019 were off-trade only,
183 20.8% were on-trade only and 10.3% were mixed-trade. The mean number of units consumed was
184 lowest in off-trade only occasions at 7.2 units, compared to 8.1 units in on-trade only occasions and
185 14.9 units in mixed-trade occasions. Off-trade only occasions were also less likely to involve heavy
186 drinking than on-trade only or mixed-trade occasions. However, off-trade only occasions still
187 accounted for 58.2% of all alcohol consumed and 59.7% of heavy drinking occasions. In contrast,
188 mixed-trade occasions accounted for 20.4% of all alcohol consumption, 76.6% involved heavy drinking
189 and these accounted for 19.3% of all heavy drinking occasions.

190 [Table 1 about here]

191 *Latent class analyses*

192 We estimated models with between two and eight latent classes for each trade sector (see Appendix
193 1, Figures A1.1-A1.3 and Table A1.1 for model fit statistics). The off-trade only model showed
194 decreasing improvements in most fit statistics (e.g. AIC, BIC, adjust-BIC) and limited interpretability
195 beyond four classes. The on-trade only model showed continued improvements in model fit and
196 interpretability up to eight classes, but did not converge when identifying further classes due to low
197 frequencies in some of the observed variables. The mixed-trade models showed limited
198 interpretability beyond three classes and no improvements in model fit beyond four or five classes
199 using the Vuong-Lo-Mendell-Rubin LRT and Lo-Mendell-Rubin adjusted LRT. We therefore selected
200 final models with four latent classes for off-trade only occasions, eight latent classes for on-trade only
201 occasions, and three latent classes for mixed-trade occasions. The entropy value was above 0.8 for all
202 classes. We reran the alcohol consumption analyses excluding the 9.5% of occasions with a class
203 membership probability below 0.8 but this did not substantively affect our results, so we include all
204 occasions in the results below.

205 Figure 1 reports selected characteristics for each class (see Appendix 2, Table A2.2 for full results). The
206 descriptions in Figure 1 and below do not discuss alcohol consumption levels as the final section of
207 the analysis addresses this and we encourage readers to focus first on the wider characteristics of
208 each occasion type. For clarity, we refer to latent classes as occasion types henceforth.

209 [Figure 1 about here]

210 Three of the four off-trade only occasion types involve drinking with other household members and
211 jointly account for 76.1% of off-trade only occasions. We labelled these: *Quiet drink at home alone*,
212 *Family time at home*, and *Evening at home with partner*. These are quiet, regular occasions
213 accompanied by low-key activities, such as eating a meal or watching TV. They are typically short, in
214 the evening and occur throughout the week, but particularly at weekends. The remaining off-trade
215 only occasion type is *Off-trade get together*. It involves larger groups of friends and family, an
216 emphasis on sociability, and playing games or other leisure activities. These occasions are often longer,
217 more likely to start earlier in the day and more concentrated on weekends.

218 The on-trade only occasion types are more diverse and can be grouped into pub-drinking occasions,
219 longer occasions, and meals or dates. The three pub-drinking occasions jointly account for 44.7% of
220 on-trade only occasions. We labelled them: *Meeting friends at the pub*, *Male friends at the pub* and
221 *Quiet drink at the pub*. They involve beer-drinking in traditional pubs or similarly convenient, local or
222 regular venues and are unlikely to involve a meal or other accompanying activities. The *Quiet drink at*

223 *the pub* type is lower-key than the other two occasion types, more often involves males alone, is
224 shorter, and more likely to occur earlier in the day.

225 The two longer occasions often involve multiple venues. These jointly account for 20.5% of on-trade
226 only occasions and we labelled them: *Big night out* and *Extended occasion (on-trade)*. *Big nights out*
227 typically involve groups of friends having an upbeat outing in lively bars or clubs with music or dancing
228 in city centres on a weekend evening. Spirits are often the dominant beverage. *Extended occasions*
229 (*on-trade*) share these characteristics but are more heterogeneous. They additionally involve edge of
230 town retail or entertainment complexes, take place on weekdays, start earlier in the day, and often
231 involve a meal and activities such as dancing, karaoke or barroom games. They are also more likely to
232 involve family members and children.

233 The remaining three on-trade only occasion types are *Family meal*, *Meal with friends* and *Date with*
234 *partner* and account for 34.8% of on-trade only occasions. *Family meals* typically involve family,
235 partners and children in food-serving venues at lunchtime, afternoon or evening on all days, with wine
236 more commonly the dominant beverage than in the occasion types above. *Meals with friends* share
237 many of these characteristics, excepting friends being present, a greater emphasis on socialising and
238 a lower likelihood of taking place on Sundays. *Going out with partner* occasions are also similar but
239 are more likely to involve mixed sex pairs, spending time together and a wider range of venues,
240 although food-serving venues and meals remain common.

241 The three mixed-trade occasion types are distinct from each other and often include significant
242 diversity within each type. *Big nights out with pre-drinking* share the characteristics of their on-trade
243 only equivalent, but start earlier in the day and often involve pre-drinking at someone's home while
244 getting ready and participating in games and other leisure or online activities. Bars and nightclubs in
245 city centres remain common venues but these mixed-trade nights out are more likely to involve
246 traditional pubs and less likely to involve dancing and live music, or eating a meal or snack. *Quiet drinks*
247 *at home and with friends in the local* are generally, but not exclusively, low-key occasions that involve
248 socialising but also spending quality time with family or alone at home and in traditional pubs that are
249 convenient, local or friendly. Finally, *Extended occasions (mixed-trade)*, like their on-trade
250 counterpart, appear fluid and heterogeneous, variously involve groups of friends, family and sometimes
251 children, having an upbeat occasion across a range of venues and over longer time periods starting at
252 any time of day.

253 *Analysis of alcohol consumption*

254 Table 2 presents descriptive statistics on the alcohol consumption associated with each occasion type
255 (see Appendix 2, Table A2.3 for units by beverage type). The mean units consumed by respondents
256 varies across occasion types from 4.4 units in *Family meals* to 17.7 units in *Big nights out with pre-*
257 *drinking*. It is markedly higher in *Off-trade get togethers* (10.4 units) compared to other off-trade only
258 occasions (5.9-6.9 units). It is also higher in *Mixed-trade extended occasions* (15.9 units), *Big nights*
259 *out* (11.1 units) and *Male friends at the pub* (10.2 units) occasions compared to other on-trade only
260 occasions (4.4-7.4 units). Mean consumption is over 12 units in all mixed-trade occasion types.

261 [Table 2 about here]

262 Respondents' alcohol consumption varies substantially within occasion types (see standard deviations
263 in Table 2) and heavy drinking is common in most types. For example, in thirteen out of fifteen types,
264 more than 25% of occasions involved the respondent drinking heavily. Conversely, respondents did
265 not drink heavily on 41.7% of *Big night out* occasions and 16.4% of *Big night out with pre-drinking*
266 occasions, which are stereotypically considered heavy drinking occasion types.

267 Half (50.8%) of all alcohol consumed and more than a third of heavy drinking occasions (51.8%) were
268 in just three occasion types: *Quiet drink at home*, *Evening at home with partner* and *Off-trade get*
269 *together* (Figure 2). The three mixed-trade types account for a further 20.4% of consumption and
270 19.3% of heavy drinking occasions, despite comprising only 10.3% of occasions. Notably, *Big nights*
271 *out* account for just 2.3% of total consumption and 1.9% of heavy drinking occasions, while *Big nights*
272 *out with pre-drinking* account for just 6.0% of total consumption and 5.1% of heavy drinking occasions.

273 Finally, Figure 3 demonstrates that substantial proportions of heavy drinking occasions are in occasion
274 types with lower mean consumption. For example, 48.7% of heavy drinking occasions are in the eight
275 occasion types where mean consumption was less than eight units and 38.9% of heavy drinking
276 occasions are in the three off-trade only types with mean consumption below seven units.

277 [Figures 2 and 3 about here]

278 Figure 4 and 5 present sex-specific analyses of consumption across occasions (see also Appendix 1,
279 Tables A1.3 and A1.4). A greater proportion of women's occasions, consumption and heavy drinking
280 occasions are in the off-trade and particularly in *Evening at home with partner* or *Off-trade get*
281 *together* occasions. A greater proportion of men's occasions involve heavy drinking for all occasion
282 types.

283 [Figure 4 and 5 about here]

284 Discussion

285 We used three latent class models to identify 15 types of drinking occasion in Great Britain. The four
286 off-trade only occasion types were mostly low-key and only differed in minor ways from one another,
287 except for the more lively *Off-trade get togethers*. The minor distinctions are nonetheless important
288 as they reflect topics of public health relevance, such as drinking alone and drinking with children. The
289 eight on-trade only types were diverse and include occasions of varying sociability in local pubs, lively
290 days or nights out, family occasions and time spent with romantic partners. The three mixed-trade
291 types are even more diverse and merit scrutiny because they involve high levels of alcohol
292 consumption.

293 The findings suggest that alcohol consumption varies substantially across and within occasion types.
294 Off-trade only occasion types account for a majority of alcohol consumption and heavy drinking
295 occasions, but heavy drinking is common across almost all occasion types and is not concentrated
296 within particular problematic types such as *Big nights out*. Indeed, a large proportion of heavy drinking
297 takes place in occasion types such as *Quiet drink at home alone* and *Evening at home with partner*,
298 which are generally commonly viewed as low-key or moderate. Conversely, people often drink
299 moderately in occasion types usually assumed to involve heavy drinking, such as *Big nights out*. Few
300 previous studies have examined the extent of moderate drinking within stereotypically heavy drinking
301 occasion types, except when examining specific reasons for moderation, such as being a designated
302 driver, a permanent abstainer or looking after intoxicated peers [21-23]. Qualitative research in
303 particular emphasises narratives of excess within such occasions, particularly among young adults [24-
304 27]. Our novel findings may reflect our focus on a wider age range than previous studies, or perhaps
305 the tendency for policy debate to focus on visible public intoxication rather than unseen private
306 intoxication.

307 Mixed-trade drinking occasions also appear important for understanding harmful alcohol
308 consumption as at least 65% of occasions involved heavy drinking in all three mixed-trade occasion
309 types. Event-level studies identify occasions involving drinking across the on- and off-trade trade

310 sectors as commonplace, associated with higher consumption levels and therefore higher risk [4, 15,
311 28, 29]. However, beyond the specific practice of pre-drinking among young adults [30-32], little is
312 known about the varying forms such occasions may take, who engages in them and how they
313 contribute to some drinkers reaching high levels of alcohol consumption in a single day or across a
314 week. Our findings suggest that some mixed-trade occasions are a distinct type of event (e.g. *Big*
315 *nights out with pre-drinking*), but others are more nebulous and may reflect individuals participating
316 in several types of bounded occasion across a day (e.g. a family meal followed by meeting friends at
317 the pub). The latter form of mixed-trade occasion may be particularly importance for prevention
318 research if it facilitates heavy alcohol consumption while avoiding the informal social controls that
319 limit drinking within a single occasion.

320 A key strength of our analysis is our large, detailed and nationally-representative dataset, which
321 increases the robustness of the LCA models and permits greater disaggregation of occasion types in
322 each trade sector. Our analysis also examines mixed-trade occasions, which capture commonplace
323 movements of individuals between trade sectors that are not always incorporated into event-level
324 studies. The analysis does however have important limitations. Alcovision is a market research study
325 designed primarily to provide timely information to commercial clients. The sampling strategy and
326 measures therefore have important limitations that we discuss elsewhere (e.g. the use of quota
327 sampling and unvalidated measures that do not address key public health concerns) [4, 33]. These
328 points may limit the representativeness of our typology to the extent early responders to invitations
329 within market research panels differ from the general population.

330 The discussion above has three key implications for policy and practice. First, prevention strategies
331 focused primarily on stereotypically heavy drinking practices may not impact the large proportion of
332 heavy drinking that takes place within other practices. Broader strategies are required that recognise
333 heavy drinking occurs routinely within most drinking practices and all trade sectors. Second,
334 promoting moderate drinking within stereotypically heavy drinking practices may still reduce harm,
335 as heavy drinking does not appear an intrinsic element of such practices for a large proportion of
336 drinkers. Third, prevention efforts should attend to how individuals achieve high levels of daily alcohol
337 consumption through participation in both single drinking occasions and multiple consecutive
338 occasions. This may suggest new intervention approaches and provide insights into the mechanisms
339 driving success or failure of current approaches.

340 Future research should seek further evidence on who is participating in the occasion types described
341 above, and which occasion- and individual-level characteristics are associated with lower and higher
342 consumption levels within each type. It can also explore how individuals combine occasions across
343 days, weeks and months to reach different levels of alcohol consumption. Using this information,
344 researchers can also examine how to tailor interventions to the drinking occasions or target
345 populations or individuals. Greater attention to mixed-trade drinking occasions as a general
346 phenomenon is needed to understand the associated contexts, participants and practices.

347 **Conclusion**

348 Alcohol consumption levels vary substantially within and across fifteen occasion types in Great Britain.
349 Heavy drinking is not concentrated in particular occasion types and is instead common across all types.
350 However, moderate drinking is also common in some occasion types of that are often characterised
351 as heavy drinking practices. Mixed-trade drinking occasions are particularly likely to involve heavy
352 consumption and merit greater attention from researchers, policy-makers and practitioners.

353 References

- 354 1. Stevely A. K., Holmes J., Meier P. S. Contextual characteristics of adults' drinking occasions
355 and their association with levels of alcohol consumption and acute alcohol-related harm: a
356 mapping review, *Addiction* 2020: 115: 218-229.
- 357 2. Stanesby O., Labhart F., Dietze P., Wright C. J. C., Kuntsche E. The contexts of heavy drinking:
358 A systematic review of the combinations of context-related factors associated with heavy
359 drinking occasions, *PLoS One* 2019: 14: e0218465.
- 360 3. Stevely A. K., Holmes J., McNamara S., Meier P. S. Drinking contexts and their association
361 with acute alcohol-related harm: A systematic review of event-level studies on adults'
362 drinking occasions, *Drug Alcohol Rev* 2020: 39: 309-320.
- 363 4. Ally A., Lovatt M., Meier P., Brennan A., Holmes J. Developing a social practice-based
364 typology of British drinking culture in 2009-2011: Implications for alcohol policy analysis,
365 *Addiction* 2016: 111: 1568-1579.
- 366 5. Mustonen H., Mäkelä P., Lintonen T. Toward a typology of drinking occasions: Latent classes
367 of an autumn week's drinking occasions, *Addiction Research and Theory* 2014: 22: 524-534.
- 368 6. Mäkelä P., Kumpulainen P., Härkönen J., Lintonen T. How Are All Drinking Occasions,
369 Intoxication Occasions, and All Alcohol Consumed Distributed Across Different Drinking
370 Occasion Types? A Typology of Drinking Occasions in Finland, *Journal of Studies on Alcohol*
371 *and Drugs* 2021: 82: 767-775.
- 372 7. Dietze P. M., Livingston M., Callinan S., Room R. The big night out: What happens on the
373 most recent heavy drinking occasion among young Victorian risky drinkers?, *Drug Alcohol*
374 *Rev* 2014: 33: 346-353.
- 375 8. Meier P. S., Warde A., Holmes J. All drinking is not equal: how a social practice theory lens
376 could enhance public health research on alcohol and other health behaviours, *Addiction*
377 2017: 113: 203-213.
- 378 9. Jones A., Remmerswaal D., Verveer I., Robinson E., Franken I. H. A., Wen C. K. F., Field M.
379 Compliance with ecological momentary assessment protocols in substance users: a meta-
380 analysis, *Addiction* 2019: 114: 609-619.
- 381 10. Gmel R., Rehm J. Measuring Alcohol Consumption, *Contemporary Drug Problems* 2004: 31:
382 467-540.
- 383 11. Graham K., Bernards S., Clapp J. D., Dumas T. M., Kelley-Baker T., Miller P. G., Wells S. Street
384 intercept method: An innovative approach to recruiting young adult high-risk drinkers, *Drug*
385 *Alcohol Rev* 2014: 33: 449-455.
- 386 12. Clapp J. D., Holmes M. R., Reed M. B., Shillington A. M., Freisthler B., Lange J. E. Measuring
387 college students' alcohol consumption in natural drinking environments: field methodologies
388 for bars and parties, *Evaluation review* 2007: 31: 469-489.
- 389 13. Paradis C. Parenthood, drinking locations and heavy drinking, *Soc Sci Med* 2011: 72: 1258-
390 1265.
- 391 14. Paradis C., Demers A., Nadeau L., Picard E. Parenthood, Alcohol Intake, and Drinking
392 Contexts: Occasio Furem Facit, *Journal of Studies on Alcohol and Drugs* 2011: 72: 259-269.
- 393 15. Stevely A. K., Holmes J., Meier P. S. Combinations of Drinking Occasion Characteristics
394 Associated with Units of Alcohol Consumed among British Adults: An Event-Level Decision
395 Tree Modeling Study, *Alcohol Clin Exp Res* 2021: 45: 630-637.
- 396 16. Oldham M., Holmes J. Youth Drinking in Decline Sheffield: SCHARR, University of Sheffield;
397 2018 <https://doi.org/10.15131/shef.data.7178333> accessed 16th December 2021.
- 398 17. NHS Digital. Health Survey for England 2019. 2020 [https://digital.nhs.uk/data-and-](https://digital.nhs.uk/data-and-information/publications/statistical/health-survey-for-england/2019)
399 [information/publications/statistical/health-survey-for-england/2019](https://digital.nhs.uk/data-and-information/publications/statistical/health-survey-for-england/2019) accessed 23rd March
400 2021.
- 401 18. British Beer and Pub Association. Statistical Handbook 2019 London: Brewing Publications
402 Limited; 2019.

- 403 19. Battaglia M. P., Hoaglin D. C., Frankel M. R. Practical considerations in raking survey data,
404 Survey Practice 2009: 2: 2953.
- 405 20. Tein J.-Y., Coxe S., Cham H. Statistical power to detect the correct number of classes in latent
406 profile analysis, Structural equation modeling: a multidisciplinary journal 2013: 20: 640-657.
- 407 21. Graber R., de Visser R., Abraham C., Memon A., Hart A., Hunt K. Staying in the 'sweet spot':
408 A resilience-based analysis of the lived experience of low-risk drinking and abstinence among
409 British youth, Psychol Health 2016: 31: 79-99.
- 410 22. MacLean S. Alcohol and the constitution of friendship for young adults, Sociology 2016: 50:
411 93-108.
- 412 23. Howard D. E., Griffin M., Boekeloo B., Lake K., Bellows D. Staying Safe While Consuming
413 Alcohol: A Qualitative Study of the Protective Strategies and Informational Needs of College
414 Freshmen, J Am Coll Health 2007: 56: 247-254.
- 415 24. Haydock W. The consumption, production and regulation of alcohol in the UK: The relevance
416 of the ambivalence of the carnivalesque, Sociology 2015.
- 417 25. Measham F., Brain K. 'Binge' drinking, British alcohol policy and the new culture of
418 intoxication, Crime Media Culture 2005: 1: 262-283.
- 419 26. Griffin C., Bengry-Howell A., Hackley C., Mistral W., Szmigin I. 'Every time I do it I absolutely
420 annihilate myself': loss of (self-)consciousness and loss of memory in young people's drinking
421 narratives, Sociology 2009: 43: 457-476.
- 422 27. Hennell K., Piacentini M., Limmer M. 'Go hard or go home': a social practice theory approach
423 to young people's 'risky' alcohol consumption practices, Critical Public Health 2021: 31: 66-
424 76.
- 425 28. Miller P., Droste N., de Groot F., Palmer D., Tindall J., Busija L., Hyder S. et al. Correlates and
426 motives of pre-drinking with intoxication and harm around licensed venues in two cities,
427 Drug Alcohol Rev 2016: 35: 177-186.
- 428 29. Cameron M. P., Miller P. G., Roskrug M. Pre-drinking behaviour of people in the night-time
429 economy: Evidence from a street-intercept survey in New Zealand, Drug Alcohol Rev: n/a.
- 430 30. Labhart F., Graham K., Wells S., Kuntsche E. Drinking before going to licensed premises: An
431 event-level analysis of predrinking, alcohol consumption and adverse outcomes, Alcohol Clin
432 Exp Res 2013: 37: 284-291.
- 433 31. Ferris J., Puljević C., Labhart F., Winstock A., Kuntsche E. The Role of Sex and Age on Pre-
434 drinking: An Exploratory International Comparison of 27 Countries, Alcohol Alcohol 2019.
- 435 32. Østergaard J., Skov P. R. Do pre-drinkers consume more alcohol than non-pre-drinkers on an
436 event-specific night out? A cross-national panel mobile survey of young people's drinking in
437 England and Denmark, Drug Alcohol Rev 2014: 33: 376-384.
- 438 33. Holmes J., Angus C., Sasso A., Stevely A. K., Meier P. S. What proportion of on-trade alcohol
439 is served to those who are already potentially intoxicated? An analysis of event-level data,
440 Journal of Studies on Alcohol and Drugs 2021: 82: 602-609.

441

442 *Table 1: Summary statistics for occasion characteristics and alcohol consumption for drinking*
443 *occasions in Great Britain, 2019.*

Characteristic ¹	Occasions		Units consumed			% of total consumption ²			% that are HDO ³	% of all HDO
	N	%	Mean	SD	Median	Total	Off	On		
All	43,089	100.0	8.2	8.4	5.3	100.0	100.0	100.0	41.1	100.0
Trade sector										
Off-trade	29,678	68.9	7.2	7.6	4.2	58.2	84.1	-	35.6	59.7
On-trade	8,956	20.8	8.1	8.0	5.4	21.4	-	69.5	41.6	21.0
Mixed	4,455	10.3	14.9	10.8	12.0	20.4	15.9	30.5	76.6	19.3
Sex composition										
Mixed sex group	16,630	37.0	10.6	10.1	7.0	52.1	47.2	63.0	49.2	47.9
Mixed sex pair	14,064	31.3	6.7	6.8	4.1	22.8	26.2	15.2	31.9	26.2
Male alone	5,187	11.6	7.8	7.8	9.1	10.6	11.8	7.9	34.3	10.4
Companions										
Partner	19,518	43.5	7.8	8.0	5.1	39.2	42.9	30.9	37.1	42.3
Friends	12,069	26.9	11.7	10.2	8.4	42.7	34.8	60.3	55.4	39.1
Family	9,024	20.1	9.2	9.6	5.6	23.9	24.1	23.4	41.9	22.1
Venue										
Own home (off-trade)	29,513	65.7	7.7	8.1	4.7	59.0	76.3	20.4	35.7	61.7
Other's home (off-trade)	4,506	10.0	11.8	10.7	8.0	16.4	20.4	7.4	54.1	14.3
Traditional pub (on-trade)	5,074	11.3	11.9	10.0	9.0	16.9	5.5	42.3	57.5	17.1
Modern bar (on-trade)	2,566	5.7	13.1	11.0	9.4	10.6	3.5	26.4	60.1	9.0
Multiple venues (on-trade)	2,182	4.9	17.5	11.8	6.1	12.5	3.4	32.9	78.6	10.0
Purpose of occasion										
Quiet drink (off-trade)	11,146	24.8	7.9	7.8	5.3	23.0	30.7	5.9	37.8	24.7
Regular drink (off-trade)	11,032	24.6	7.7	8.0	4.7	20.6	27.6	5.0	35.4	22.8
Other (on-trade)	6,663	14.8	10.4	9.8	6.9	20.0	7.8	47.3	55.6	47.3
Sociable (on-trade)	2,870	6.4	11.1	9.4	8.3	8.8	3.0	21.8	49.0	21.8
Food eaten										
None	17,806	39.7	7.3	7.3	4.5	34.4	29.6	45.2	33.8	35.2
Snack	6,880	15.3	8.7	8.8	5.5	16.9	18.3	13.8	41.1	16.6
Meal	20,207	45.0	8.8	9.1	5.5	48.7	52.1	41.0	40.8	48.3
Duration										
Less than 1 hour	11,641	25.9	3.4	3.9	2.3	9.7	11.6	5.5	8.2	5.6
1-4 hours	26,888	59.9	8.3	7.6	5.8	59.6	59.9	59.0	41.7	65.7
4-7 hours	5,418	12.1	15.8	10.6	13.7	24.9	23.1	29.0	77.0	24.4
Start-time										
Evening	26,922	60.0	7.9	7.9	5.3	56.8	60.2	49.1	38.0	59.9
Afternoon	9,360	20.8	9.6	9.6	5.8	24.6	23.3	27.5	43.6	23.9
Lunchtime	3,718	8.3	8.1	9.1	4.5	7.9	6.5	11.0	34.2	7.4
Day of week										
Mon – Fri (17:00)	17,175	38.3	7.4	7.9	4.4	34.8	34.6	35.3	33.2	33.3
Fri (17:00) – Sat	20,744	46.2	8.9	8.7	5.7	50.5	50.1	51.2	42.5	51.6
Sunday	6,974	15.5	8.0	8.4	5.0	14.7	15.2	13.4	37.0	15.1
Units of alcohol consumed										
0.0 – 2.0	7,554	16.8	1.4	0.4	1.4	2.5	2.9	1.6	0.0	0.0
2.0 – 3.5	8,249	18.4	2.5	0.4	2.7	5.1	5.4	4.5	0.0	0.0
3.5 – 5.0	6,204	13.8	4.1	0.4	4.0	6.1	6.3	5.5	0.0	0.0
5.0 – 12.0	13,745	30.6	8.0	2.0	7.9	28.1	28.8	26.5	57.9	46.5
12.0 – 20.0	5,069	11.3	15.6	2.3	15.3	22.0	21.3	23.4	100.0	29.7
> 20.0	4,071	9.1	29.7	7.1	28.3	36.3	35.2	38.5	100.0	23.8
Predominant beverage										
Beer	15,702	35.0	8.0	7.9	43.1	33.1	28.7	43.1	37.0	34.0
Wine	12,976	28.9	7.9	7.6	14.5	24.4	28.8	14.5	40.2	30.5
Spirits	10,584	23.6	9.2	10.0	28.2	29.6	30.3	28.2	39.9	24.7

¹Selected variables and highest prevalence categories within each variable only. See Appendix Table A2.1 for full data. Categories labelled off-trade or on-trade relate to those trade sectors only. ²Percentage of overall consumption in trade sector occurring in occasions with this characteristic. Occasions with off-trade characteristics account for a proportion of on-trade consumption (and vice versa) if they are mixed-trade occasions. ³HDO: Heavy drinking occasions.

Table 2: Levels and distribution of alcohol consumption and heavy drinking occasions across occasion types (latent classes).

Trade sector	Occasion type	% of occasions			Units consumed in occasion									% of total consumption			Heavy drinking occasions (HDOs)	
		All	In trade sector	Total			Off-trade			On-trade			Total	Off-trade	On-trade	% of type ¹	% of all HDOs	
				Mean	SD	Median	Mean	SD	Median	Mean	SD	Median						
Off-trade only	Quiet drink at home alone	19.6	28.5	6.2	(6.7)	3.8	6.2	(6.7)	3.8	-	-	-	13.2	19.1	-	27.3	14.1	
	Family time at home	9.3	13.5	6.9	(7.0)	4.2	6.9	(7.0)	4.2	-	-	-	7.3	10.6	-	32.3	7.9	
	Evening at home with partner	23.5	34.1	5.9	(5.8)	4.0	5.9	(5.8)	4.0	-	-	-	14.0	20.3	-	27.4	16.9	
	Off-trade get together	16.5	23.9	10.4	(10.0)	6.8	10.4	(10.0)	6.8	-	-	-	23.6	34.2	-	48.1	20.8	
On-trade only	Meeting friends at the pub	3.8	18.0	7.4	(6.1)	5.7	-	-	-	7.4	(6.1)	5.7	3.3	-	10.6	40.4	4.0	
	Male friends at the pub	2.7	12.9	10.2	(6.7)	9.1	-	-	-	10.2	(6.7)	9.1	2.9	-	9.3	55.7	3.9	
	Quiet drink at the pub	2.9	13.8	5.5	(4.6)	4.1	-	-	-	5.5	(4.6)	4.1	1.9	-	6.0	23.5	1.8	
	Big night out	1.3	6.1	11.1	(9.1)	8.5	-	-	-	11.1	(9.1)	8.5	2.3	-	7.5	58.3	1.9	
	Extended occasion (on-trade)	3.0	14.4	15.9	(12.2)	13	-	-	-	15.9	(12.2)	13	7.0	-	22.7	68.9	5.4	
	Family meal	2.3	11.2	4.4	(4.3)	2.8	-	-	-	4.4	(4.3)	2.8	1.2	-	3.9	17.0	1.0	
	Meal with friends	2.3	10.8	5.3	(5.3)	3.8	-	-	-	5.3	(5.3)	3.8	1.4	-	4.6	24.1	1.4	
Going out with partner	2.6	12.7	5.1	(4.8)	3.2	-	-	-	5.1	(4.8)	3.2	1.5	-	4.8	22.5	1.6		
Mixed-trade	Big night out with pre-drinking	2.3	22.6	17.7	(10.8)	15.2	8.7	(7.5)	6.4	9.0	(7.2)	7.4	6.0	4.4	9.7	83.6	5.1	
	Quiet drink at home and with friends...	4.1	39.2	12.1	(8.5)	10.2	6.1	(5.9)	4.1	6.0	(5.2)	4.5	5.5	4.1	8.8	65.2	7.0	
	Extended occasion (mixed trade)	3.9	38.1	16.2	(12.3)	13	9.3	(9.2)	5.7	6.9	(7.0)	4.5	8.8	7.4	12.1	69.6	7.2	

¹Percentage of occasions within type that are heavy drinking occasions

Figure 1: Summary of drinking occasion typology for Great Britain, 2019 (see Appendix A2 for full results).

Quiet drink at home alone 19.6% of all occasions 28.5% of off-trade only occasions	Family time at home 9.3% of all occasions 13.5% of off-trade only occasions	Evening at home with partner 23.5% of all occasions 34.1% of off-trade only occasions
Nearly always ¹ : Own home, less than four hours. Commonly ² : Alone, quiet or regular drink, watching TV, no food, evening, Mon-Fri, Fri-Sat.	Nearly always : Mixed sex group, partner or family, own home, less than four hours. Commonly : Quiet or regular drink, watching TV, meal, Fri-Sat.	Nearly always : Mixed sex pair, partner, own home, less than four hours. Commonly : Quiet or regular drink, watching TV, meal, evening, Fri-Sat, wine.
Off-trade get together 16.5% of all occasions 23.9% of off-trade only occasions	Meeting friends at the pub 3.8% of all occasions 18.0% of on-trade only occasions	Male friends at the pub 2.7% of all occasions 12.9% of on-trade only occasions
Nearly always : N/A Commonly : Mixed sex group, friends, own or other's home, sociable, games or leisure activities, meal, less than four hours, evening, Fri-Sat.	Nearly always : Mixed sex group. Commonly : Friends, traditional pub, regular or local place, no food, less than four hours, evening, Fri-Sat, beer.	Nearly always : Friends, Male group or pair. Commonly : Traditional pub, regular or local place, convenient location, no food, evening, 1-4 hours, Fri-Sat, beer.
Quiet drink at the pub 2.9% of all occasions 13.8% of on-trade only occasions	Big night out 1.3% of all occasions 6.1% of on-trade only occasions	Extended occasion (on-trade) 3.0% of all occasions 14.4% of on-trade only occasions
Nearly always : N/A Commonly : Male alone, traditional pub, convenient place, no food, Mon-Fri, beer.	Nearly always : Evening or nighttime. Commonly : Mixed sex group, friends, club, city centre, clubbing or night out, having a laugh, live music, no food, 1-4 hours, Fri-Sat, spirits.	Nearly always : N/A Commonly : Mixed sex group, friends, child present, multiple venues, traditional pub, quality of food and drinks, games, meal, 1-4 hours, more than four hours, evening, Mon-Fri, Fri-Sat.
Family meal 2.3% of all occasions 11.2% of on-trade only occasions	Meal with friends 2.3% of all occasions 10.8% of on-trade only occasions	Going out with partner 2.6% of all occasions 12.7% of on-trade only occasions
Nearly always : N/A Commonly : Mixed sex group, family, food pub or restaurant, quality of food or drinks, meal, lunchtime or afternoon, beer.	Nearly always : N/A Commonly : Mixed sex group, friends, food pub or restaurant, quality of food or drinks, meal, 1-4 hours, Mon-Fri, Fri-Sat.	Nearly always : Mixed sex pair, partner, less than four hours. Commonly : Food pub or restaurant, quality of food or drinks, convenient location, having time for partner, meal, no food, evening, Fri-Sat, beer.
Big night out with pre-drinking 2.3% of all occasions 22.6% of mixed-trade occasions	Quiet drink at home and with friends in the local. 4.1% of all occasions 39.2% of mixed-trade occasions	Extended occasion (mixed-trade) 3.9% of all occasions 38.1% of mixed-trade occasions
Nearly always : Friends, own or other's home. Commonly : Mixed sex group, city centre, pre-drinking, having a laugh, games or leisure activities, no food, 1-4 hours, more than four hours, evening, Fri-Sat, off→on.	Nearly always : N/A Commonly : Mixed sex pair, partner, friends, own home, traditional pub, chilling out, watching TV, 1-4 hours, evening, off→on, on→off, beer.	Nearly always : N/A Commonly : Mixed sex group, family, friends, partner, child present, own home, meal, 1-4 hours, more than 4 hours, lunchtime or afternoon, evening or night-time, off→on.

¹Nearly always: Item response probability ≥ 0.9 . ²Commonly: Item response probability is ≥ 0.4 and < 0.9 . Item response probability for categories are sometimes combined for interpretability. Item response probability is the probability that an occasion of this type has this characteristic. See Appendix Table A2.2 for full results. Dark cells are off-trade only occasions, mid-grey cells are on-trade only occasions, light grey cells are mixed-trade occasions

Figure 2: Distribution of drinking occasions, total alcohol consumption and heavy drinking occasions across occasion types estimated from latent class models.

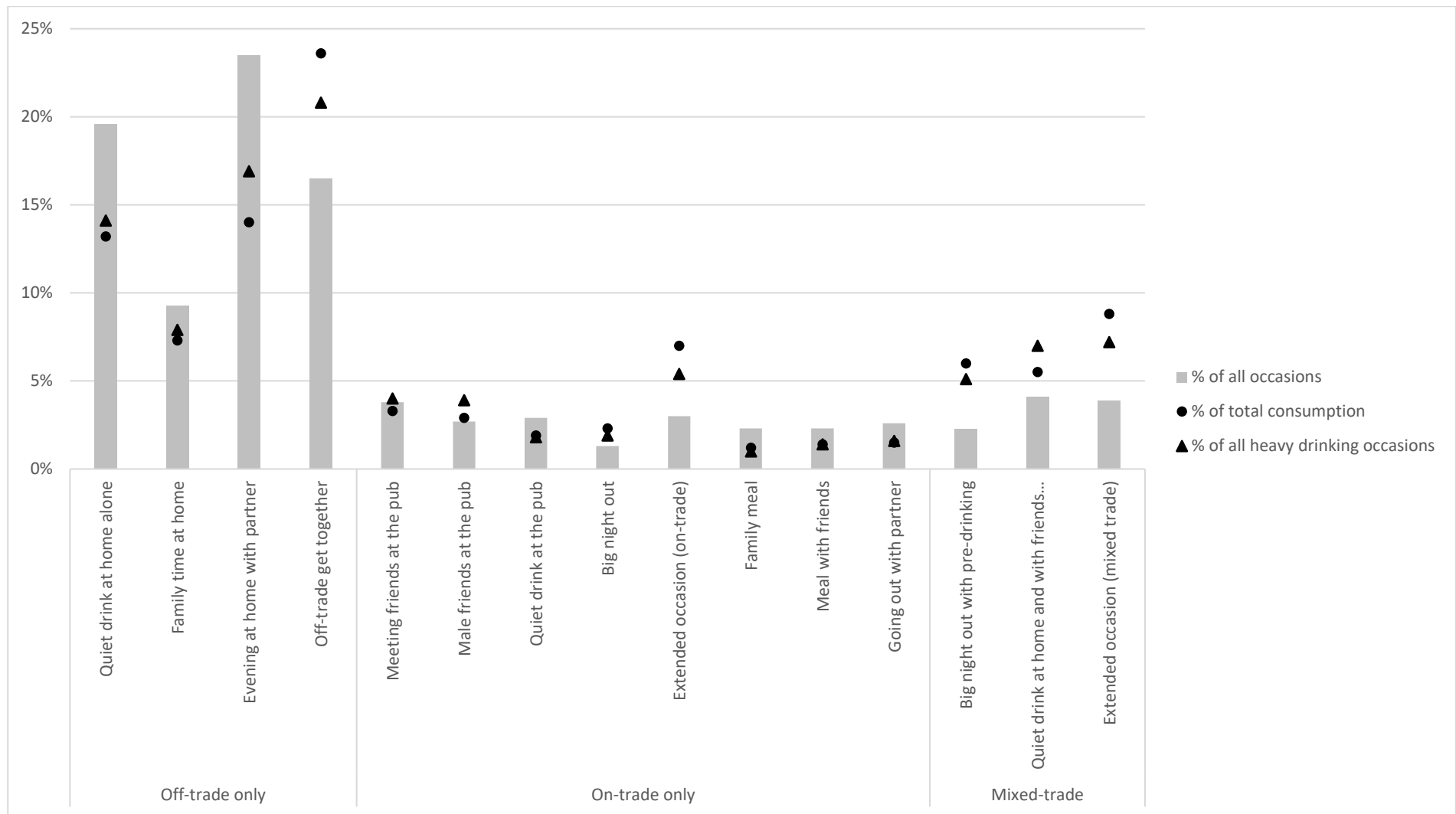


Figure 3: Mean units consumed by occasion type and proportion of occasions in type that are heavy drinking occasions estimated from latent class models.

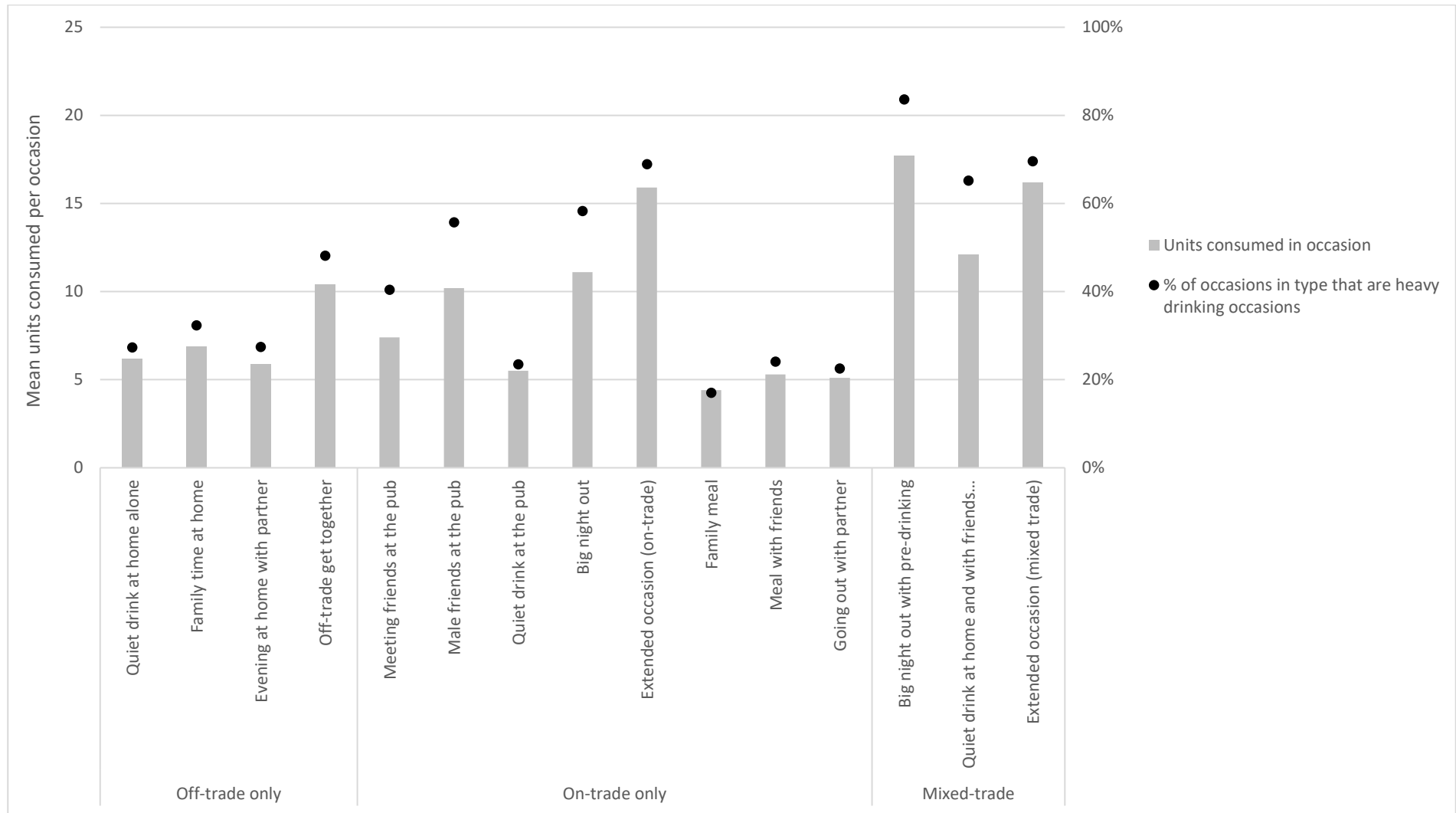


Figure 4: Distribution of drinking occasions, total alcohol consumption and heavy drinking occasions across occasion types by sex estimated from latent class models.

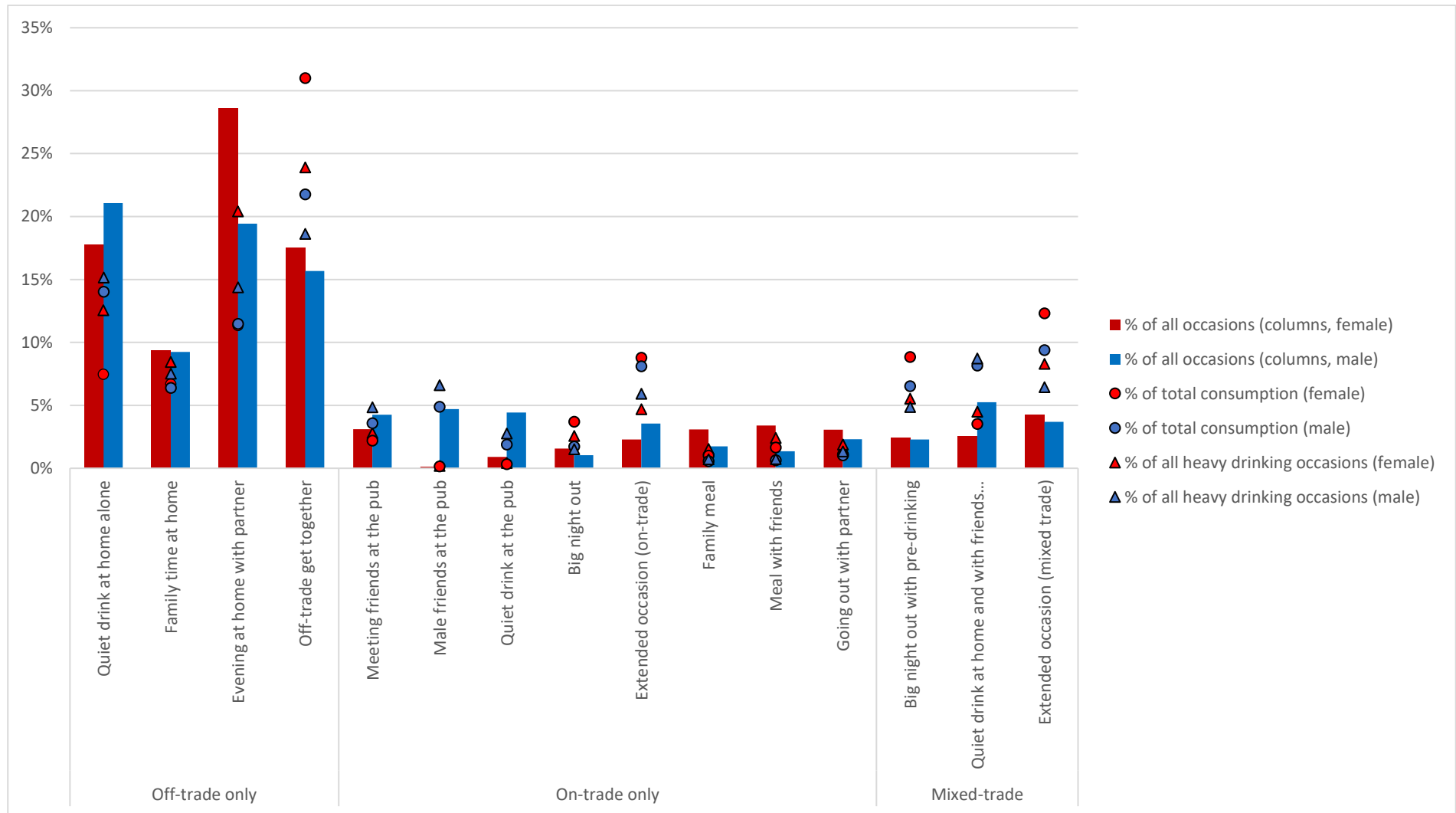


Figure 5: Mean units consumed by occasion type and proportion of occasions in type that are heavy drinking occasions by sex estimated from latent class models.

