

1 **Title: Vaccination status and re-infection among COVID patients admitted in COVID High**  
2 **Dependency Unit (HDU) of a tertiary hospital in Eastern Nepal: A cross-sectional study**

3 **Short title: Vaccination status and re-infection among COVID patients**

4 Sujan Kafle<sup>1</sup>, Varsha Chhetri<sup>1</sup>, Joshan Lal Bajracharya<sup>2</sup>, Lenish Pokharel<sup>1</sup>, Suyash Dawadi<sup>1</sup>, Ujwal Basnet<sup>1</sup>,  
5 Shreya Dhungana<sup>1</sup>, Durga Neupane<sup>1</sup>

- 6  
7 1. B.P. Koirala Institute of Health Sciences, Dharan, Nepal  
8 2. Consultant Anesthesiologist, Department of Anesthesiology and Critical Care, Provincial  
9 Hospital Bhadrapur, Jhapa

10 Authors:

11 Sujan Kafle (**Corresponding author**)

12 Email: [sujank79@gmail.com](mailto:sujank79@gmail.com)

13 Varsha Chhetri

14 Email: [chhetriVarsha16@gmail.com](mailto:chhetriVarsha16@gmail.com)

15 Dr. Joshan Lal Bajracharya

16 Email: [bajracharyajoshanlal@gmail.com](mailto:bajracharyajoshanlal@gmail.com)

17 Lenish Pokharel

18 Email: [lenishpokharel@gmail.com](mailto:lenishpokharel@gmail.com)

19 Suyash Dawadi

20 Email: [suyash.dawadi@gmail.com](mailto:suyash.dawadi@gmail.com)

21 Ujwal Basnet

22 Email: [ujwalbpkihs@gmail.com](mailto:ujwalbpkihs@gmail.com)

23 Shreya Dhungana

24 Email: [shreyadhungana@gmail.com](mailto:shreyadhungana@gmail.com)

25 Durga Neupane

26 Email: [neupanedurga26@gmail.com](mailto:neupanedurga26@gmail.com)

27

28

29

30

31 **Abstract**

32

33 **Introduction:**

34 The relationship between COVID-19 vaccination and Coronavirus disease severity and outcomes  
35 remain topics of significant interest. This cross-sectional study done among COVID-19 patients  
36 admitted to the High-dependency unit of a tertiary hospital in Eastern Nepal aimed to assess the  
37 association between vaccination status, prior infection, and disease outcomes, and the modification  
38 of these associations by the presence or absence of comorbidities.

39

40 **Methodology:**

41 Demographic and clinical data were collected from 102 COVID-19 patients admitted to the High-  
42 Dependency Unit of Mechi Zonal Hospital, including information on vaccination status,  
43 comorbidities, disease severity, and outcomes. Statistical analysis, including chi-square tests and  
44 Fisher's exact tests, was performed to examine the associations.

45

46 **Results:**

47 Among the study participants, 49% had received at least one dose of COVID-19 vaccine.  
48 Vaccinated individuals had a significantly lower rate of severe disease compared to non-vaccinated  
49 individuals ( $\chi^2=10.05$ ,  $p=0.002$ ). Recovery and mortality rates did not differ significantly between  
50 the two groups ( $\chi^2=1.008$ ,  $p=0.315$ ). However, when stratified by comorbidities, vaccinated  
51 individuals with comorbidities had higher recovery rates compared to non-vaccinated individuals  
52 (85.29% vaccinated vs. 25.00% non-vaccinated, Fisher's exact test  $p=0.024$ ). Vaccinated  
53 individuals, both with and without comorbidities, had lower rates of severe disease compared to  
54 non-vaccinated individuals. However, the association was found to be significant only in  
55 individuals with comorbidities (12.50% vaccinated without comorbidities vs. 47.92% non-  
56 vaccinated,  $p=0.017$ ; 23.53% vaccinated with comorbidities vs. 75.00% non-vaccinated,  $p=0.065$ ).

57

58 **Conclusion:**

59 Our findings suggest that COVID-19 vaccination is associated with a reduced risk of severe  
60 disease among individuals with or without comorbidities and decreased risk of mortality among  
61 those with comorbidities. However, larger studies are needed to validate these findings and further  
62 explore the impact of vaccination on disease outcomes. These findings support the ongoing efforts  
63 to promote COVID-19 vaccination as a crucial public health intervention.

64 Keywords: COVID-19, vaccination status, comorbidities, disease severity, outcomes.

65

66

67

68

## 69 Introduction

70  
71 The novel coronavirus disease, COVID-19, has imposed significant challenge for public health  
72 officials and healthcare providers. According to the World Health Organization, over 6.9 million  
73 deaths have been implicated to COVID-19.<sup>1</sup> Many questions are yet to be explored and answered  
74 regarding the virus, SARS-CoV-2. Much is understood about the viral infection and the modes of  
75 transmission, but the timing, magnitude, and longevity of humoral immunity after natural infection  
76 and vaccination are still a subject of study.<sup>2-4</sup>

77  
78 A breakthrough infection is an infection with a virus, bacterium or other germ after you have been  
79 vaccinated.<sup>5</sup> Vaccine breakthrough infections are expected. COVID-19 vaccines are effective at  
80 preventing most infections. However, like other vaccines, they are not 100% effective.<sup>6</sup> Fully  
81 vaccinated people with a vaccine breakthrough infection are less likely to develop serious illness  
82 than those who are unvaccinated and get COVID-19.<sup>6</sup>

83  
84 For epidemiologic purposes, severe Covid-19 in adults is defined as dyspnea, a respiratory rate of  
85 30 or more breaths per minute, a blood oxygen saturation of 93% or less, a ratio of the partial  
86 pressure of arterial oxygen to the fraction of inspired oxygen (PaO<sub>2</sub>:FIO<sub>2</sub>) of less than 300 mm  
87 Hg, or infiltrates in more than 50% of the lung field.<sup>7,8</sup>

88  
89 The recommended dosage of AstraZeneca (ChAdOx1-S [recombinant] vaccine) is two doses given  
90 intramuscularly (0.5ml each) with an interval of 8 to 12 weeks.<sup>9,10</sup> WHO recommends two doses  
91 of Janssen Ad26.COVS COVID-19 vaccine. The second dose should be given 2-6 months after  
92 the first dose.<sup>11</sup> The recommended dose of Sinopharm COVID-19 vaccine (Verocell) is 2 doses  
93 (0.5 mL each) at a recommended interval of 3 to 4 weeks.<sup>12</sup>

94  
95 We conducted this study to try and attempt to answer few questions – first, among the hospitalized  
96 participants, whether there was a significant difference in disease severity and mortality among  
97 the vaccinated and non-vaccinated participants; second, whether there was a significant difference  
98 between disease severity and mortality among reinfected individuals and new cases.

99  
100 In summary, the aim of this study is to evaluate the effectiveness of vaccination in preventing  
101 severe disease and mortality in individuals with and without comorbidities. We aim to assess the  
102 impact of vaccination on the adverse outcomes, including severe disease and mortality by  
103 analyzing the vaccination status of participants who experienced such outcomes. We believe that  
104 the findings of this study will contribute to our understanding of the role of vaccination in  
105 mitigating the severity of illness and reducing mortality, particularly in individuals with underlying  
106 comorbidities. This knowledge can inform public health strategies and guide decision-making  
107 regarding vaccination recommendations for vulnerable populations.

108

## 109 **Material and Methods**

110

111 The required information and data for this study were collected from various sources like PubMed,  
112 World Health Organization (WHO), Johns Hopkins Medicine, Center for Disease Control (CDC)  
113 and the New England Journal of Medicine (NEJM). The key terms used were COVID-19,  
114 coronavirus, SARS-CoV-2, breakthrough infection, vaccination, and severe COVID-19.

115

116 A descriptive cross-sectional study was carried out among the cases of COVID-19 admitted in the  
117 High Dependency Unit (HDU) of Mechi Zonal Hospital, Nepal for two months (January 26<sup>th</sup> to  
118 March 26<sup>th</sup>, 2022). The phone number of the participants or their guardians were obtained from  
119 the registry of the HDU. The participants or their guardians (in case of the death of the participant)  
120 were contacted via telephone and the information sheet was read out to them in the Nepali language  
121 (which they preferred). The participants (or their guardians, in case of the participant's death) who  
122 provided verbal consent for the study were enrolled in the study.

123

124 The ethical clearance was obtained from the Nepal Health Research Council on April 17<sup>th</sup>, 2022.  
125 The study was started on June 1<sup>st</sup>, 2022, and the data collection was completed on June 18<sup>th</sup>, 2022.  
126 We used a pre-tested questionnaire for conducting this study. With the help of the questionnaire,  
127 data were collected from the participants or their guardians. The information about the hospital  
128 stay of the participants was obtained from the medical records section of the hospital.

129

130 The data was collected, tabulated, and statistically analyzed using Statistical Package for Social  
131 Sciences version 25.

132

133 **Results**

134 During the study period, there were a total of 120 cases of COVID-19 admitted in the High  
135 Dependency Unit of Mechi Zonal Hospital, Nepal. 18 participants or their guardians either  
136 declined to participate or couldn't be contacted. So, we collected the data from 102 participants or  
137 their guardians for the study.

138  
139 Among the study participants, 52% were male and 48% were female. The mean age of our study  
140 population was  $48.34 \pm 26.15$  years with a minimum age of 11 days and a maximum age of 96  
141 years. The age category with the highest representation was 18-59 years, comprising 43.14% of  
142 the participants (Figure 1).

143

144 Among the study participants, 4.9% (n=5) had a history of prior documented infection with  
145 COVID-19 (Figure 2).

146

147 The majority of the participants of the age group 18-59 years (56.82%) and those aged 60 years  
148 and greater (60.98%) were vaccinated. No participants below 18 years of age were vaccinated  
149 (Figure 3).

150

151  
152 Among the study participants, 49% (n=50) had received at least one dose of a COVID-19 vaccine  
153 while 51% (n=52) had not. Among the vaccinated participants, the majority of them (46%) had  
154 received AstraZeneca (ChAdOx1-S [recombinant]) vaccine followed by Sinopharm COVID-19  
155 vaccine (Verocell) (34%) and Janssen Ad26.COVS2.S COVID-19 vaccine (20%) (Figure 4).

156

157

158 Among the vaccinated participants, 50% (n=25) had received their last dose of vaccination within  
159 3 months of admission and an equal percentage of participants had received their last dose greater  
160 than 3 months prior to admission (Figure 5).

161

162 Among the vaccinated participants, 46% (n=23) had received only a single dose, while 54% (n=27)  
163 had received 2 doses of the vaccines (Figure 6). All of the participants who had received Janssen  
164 Ad26.COVS2.S COVID-19 vaccine had received only one dose whereas 69.57% (n=16) of  
165 the participants receiving the AstraZeneca (ChAdOx1-S [recombinant]) vaccine (n=23) and  
166 64.71% (n=11) of the participants receiving Sinopharm COVID-19 vaccine (Verocell) had  
167 received two doses of the vaccine (Figure 7).

168

169

170

171

172

173 When the participants received two doses of the vaccine, the majority of them had not followed  
174 the dosing interval recommended by WHO. Only 11.76% (n=2) of participants receiving the  
175 Sinopharm COVID-19 vaccine (Verocell) and 17.39% (n=4) receiving the AstraZeneca  
176 (ChAdOx1-S [recombinant] vaccine) had adhered to the dosing interval recommended by the  
177 World Health Organization (WHO) (Table 1). Overall, only 22.22% of participants (n=6) had  
178 received the vaccines as per the WHO recommended interval, while 77.78% of participants  
179 (n=21) had not (Figure 8).

180

### 181 **Association Analysis**

182 Vaccinated participants (n=50) had a significantly lower rate of severe disease compared to non-  
183 vaccinated participants (n=52) (20.00% vaccinated vs. 50.00% non-vaccinated,  $\chi^2=10.05$ ,  
184  $p=0.002$ ) (Figure 9).

185 We examined the outcomes of participants in terms of recovery and mortality rates in our study.  
186 Among the vaccinated participants (n=50), 44 (88.00%) recovered, while 6 (12.00%) expired.  
187 Similarly, among the unvaccinated individuals (n=52), 42 (80.77%) recovered, and 10 (19.23%)  
188 expired (Table 2, Figure 10). No statistically significant difference was observed in recovery and  
189 mortality rates between the vaccinated and unvaccinated groups ( $\chi^2=1.008$ ,  $p=0.315$ ).

190

191

192 We analyzed the association between severity and vaccination status as well as between outcome  
193 and vaccination status among patients who received different types of vaccines (Table 3). There  
194 was no significant difference between severe and non-severe disease in the participants who  
195 received different types of vaccines (Fisher's exact test,  $p = 0.296$ ). Also, there was no significant  
196 association between different vaccine types and outcome (Fisher's exact test,  $p = 0.740$ )

197

198 Among the vaccinated participants receiving two doses of the vaccine, we analyzed the association  
199 between adherence to recommended dosing intervals and severity of infection or mortality (Table  
200 4). There were no statistically significant associations between participants who adhered to the  
201 recommended dosing interval and who did not in terms of severity ( $p = 0.56$ ) or mortality ( $p =$   
202 1.00).

203

204 Participants who received their last dose of vaccination within 3 months of admission (n=25) had  
205 a significantly lower rate of severe disease compared to those who received their last vaccine

206 dose more than 3 months prior (8% vaccinated within 3 months vs. 24% vaccinated more than 3  
207 months,  $\chi^2=4.500$ ,  $p=0.034$ ). Additionally, all participants who received their last vaccine dose  
208 within 3 months recovered, while 24% of those who received their last dose more than 3 months  
209 ago expired (Table 5). The association was found to be statistically significant ( $p=0.022$ , Fisher's  
210 exact test).

211

212 We stratified the severity and outcome in vaccinated and non-vaccinated participants in terms of  
213 whether or not they had any comorbidities (Table 6). The major co-morbidities noted in our study  
214 participants were hypertension, diabetes mellitus, and chronic obstructive pulmonary disease.

215 Vaccinated participants with or without comorbidities had significantly lower rates of severe  
216 disease compared to non-vaccinated participants (Fisher's exact test,  $p = 0.065$  for participants  
217 without comorbidities;  $\chi^2=6.323$ ,  $p = 0.017$  for participants with comorbidities).

218

219 Vaccinated participants with comorbidities had significantly lower mortality rate (14.71%)  
220 compared to non-vaccinated participants (75.00%), indicating an approximately 5-fold higher  
221 mortality rate among the non-vaccinated group (Fisher's exact test,  $p=0.024$ ).

222 With comorbidities absent, we found no statistical significance through Fisher's exact test  
223 ( $p=0.667$ ) between the mortality rates of vaccinated and unvaccinated groups.

224

225 Also, we stratified the severity of infections and outcomes according to age factor (Table 7).  
226 Statistical analysis showed no significant difference between severity and vaccination status  
227 among participants aged 60 years and above (Fisher's exact test,  $p = 0.287$ ). But there was a  
228 significant association between severity and vaccination status among the participants of the age  
229 group 18-59 years ( $\chi^2=8.481$ ,  $p = 0.004$ ). There was no significant difference in outcome and  
230 vaccination status among the participants of the age group 18-59 years (Fisher's exact test,  $p =$   
231  $0.210$ ) and age group  $\geq 60$  years (Fisher's exact test,  $p = 1.00$ )

232

233 We analyzed the association between prior infection and severity as well as outcome of current  
234 infection (Table 8). Fisher's exact test failed to reveal a significant association between prior  
235 infection and current infection severity ( $p = 0.158$ ) or outcome ( $p = 1.0$ ).

236

237

238

239

## 240 Discussion

241 The purpose of this study was to look into the relationship between vaccination status, re-infection,  
242 and clinical outcomes among patients admitted to the COVID High Dependency Unit (HDU). We  
243 looked into things like the type of COVID-19 vaccine used, the number of vaccine doses given,  
244 adherence to recommended dosing intervals, time since vaccination, and the effect of vaccination  
245 on severity and outcome. Furthermore, we investigated the impact of comorbidities and prior  
246 infection on disease severity and outcome. We believe that this study will contribute to the  
247 understanding of COVID-19 vaccine effectiveness by guiding clinical decision-making and public  
248 health interventions. We compare our findings to the existing literature, identify limitations, and  
249 suggest future research directions.

250 The gender distribution among participants in our study was relatively balanced, with 52% male  
251 and 48% female. This gender distribution reflects our study population's inclusion of both males  
252 and females, allowing for a more representative analysis. In terms of vaccination status, we found  
253 that 49% of participants had received at least one dose of COVID-19 vaccine, while 51% had not  
254 received any. This distribution sheds light on vaccination coverage in the study population,  
255 indicating that a sizable proportion of people had not yet received any COVID-19 vaccine at that  
256 time. This finding may have implications for how the results of the study on the relationship  
257 between vaccination status and the severity or outcome of the current infection are interpreted.

258 Our finding showed that vaccination with the COVID-19 vaccine is associated with a significantly  
259 lower risk of severe disease is consistent with the studies in the past which investigated the  
260 association between vaccination and disease severity.<sup>13-15</sup> However, unlike these studies, our study  
261 failed to demonstrate a significant relationship between vaccination status and the outcome  
262 (recovery or death).

263 One study by Bernal et al. showed that one dose of either BNT162b2 or ChAdOx1-S offered  
264 protection against severe disease for > 6 weeks. Our study finding is in line with this finding as it  
265 showed that the vaccinated patients who were infected with COVID-19 within 3 months of  
266 vaccination had a significantly lower risk of severe disease and mortality.<sup>16</sup>

267 Our study had some limitations. First, a relatively small sample size in our study may limit the  
268 generalizability of the findings to broader populations. Second, the study design was cross-  
269 sectional, which limits our ability to establish causal relationships. Longitudinal studies or  
270 randomized controlled trials would provide stronger evidence of the impact of vaccination and  
271 comorbidities on disease outcomes. Additionally, there may have been confounding factors that  
272 were not accounted for in our analysis, such as socioeconomic status or access to healthcare. These  
273 factors could potentially influence both vaccination status and disease outcomes.

274 Lastly, our study focused on a specific population or setting, which may limit the generalizability  
275 of the findings to other regions or healthcare settings. Variations in vaccination rates, healthcare  
276 infrastructure, and population characteristics could affect the observed associations.

277 Despite these limitations, our study contributes valuable insights into the association between  
278 vaccination status, comorbidities, and disease outcomes in COVID-19 patients. Further research



279 with larger sample sizes, more rigorous study designs, and diverse populations is warranted to  
280 build upon our findings and provide a more comprehensive understanding of these relationships.

### 281 **Conclusion:**

282 Our findings suggest that COVID-19 vaccination is associated with a reduced risk of severe  
283 disease among individuals with or without comorbidities and decreased risk of mortality among  
284 those with comorbidities. However, larger studies are needed to validate these findings and further  
285 explore the impact of vaccination on disease outcomes. These findings support the ongoing efforts  
286 to promote COVID-19 vaccination as a crucial public health intervention.

287

### 288 **CONFLICT OF INTEREST**

289 The authors declare that the research was conducted in the absence of any commercial or financial  
290 relationship that could be construed as a potential conflict of interest.

### 291 **FUNDING SOURCES**

292 None

### 293 **ACKNOWLEDGEMENT**

294 We thank all the patients participating in this study.

### 295 **ETHICAL APPROVAL**

296 The study protocol (Code no. 48/2022 P) was approved by Nepal Health Research Council.

### 297 **CONSENT FOR PUBLICATION**

298 Written informed consent was obtained from the patients for publication of this original article. A  
299 copy of the written consent is available for review by the Editor-in-Chief of this journal on request.

### 300 **AUTHORS CONTRIBUTION**

301 All the authors contributed equally to writing and preparing the manuscript. The final version of  
302 the article is approved by all authors.

### 303 **RESEARCH REGISTRATION**

304 No new surgical techniques or new equipment/technology was used.

### 305 **PROVENANCE AND PEER REVIEW**

306 Not commissioned, externally peer reviewed.

## 307 DATA AVAILABILITY STATEMENT

308 Datasets generated during and/or analyzed during the current study are available upon reasonable request.

309

## 310 References

- 311 1. WHO Coronavirus (COVID-19) Dashboard | WHO Coronavirus (COVID-19) Dashboard  
312 With Vaccination Data. Accessed June 4, 2023. <https://covid19.who.int/>
- 313 2. Kellam P, Barclay W. The dynamics of humoral immune responses following SARS-  
314 CoV-2 infection and the potential for reinfection. *J Gen Virol.* 2020;101(8):791-797.  
315 doi:10.1099/JGV.0.001439
- 316 3. Kissler SM, Tedijanto C, Goldstein E, Grad YH, Lipsitch M. Projecting the transmission  
317 dynamics of SARS-CoV-2 through the postpandemic period. *Science (1979).*  
318 2020;368(6493):860-868. doi:10.1126/SCIENCE.ABB5793/SUPPL\_FILE/PAPV4.PDF
- 319 4. Liu W, Fontanet A, Zhang PH, et al. Two-year prospective study of the humoral immune  
320 response of patients with severe acute respiratory syndrome. *J Infect Dis.*  
321 2006;193(6):792-795. doi:10.1086/500469
- 322 5. Breakthrough Infections: Coronavirus After Vaccination | Johns Hopkins Medicine.  
323 Accessed June 4, 2023. [https://www.hopkinsmedicine.org/health/conditions-and-](https://www.hopkinsmedicine.org/health/conditions-and-diseases/coronavirus/breakthrough-infections-coronavirus-after-vaccination)  
324 [diseases/coronavirus/breakthrough-infections-coronavirus-after-vaccination](https://www.hopkinsmedicine.org/health/conditions-and-diseases/coronavirus/breakthrough-infections-coronavirus-after-vaccination)
- 325 6. Monitoring COVID-19 Cases, Hospitalizations, and Deaths by Vaccination Status | CDC.  
326 Accessed June 4, 2023. [https://www.cdc.gov/coronavirus/2019-](https://www.cdc.gov/coronavirus/2019-ncov/vaccines/effectiveness/monitoring.html?CDC_AA_refVal=https%3A%2F%2Fwww.cdc.gov%2Fcoronavirus%2F2019-ncov%2Fvaccines%2Feffectiveness%2Fwhy-measure-effectiveness%2Fbreakthrough-cases.html)  
327 [ncov/vaccines/effectiveness/monitoring.html?CDC\\_AA\\_refVal=https%3A%2F%2Fwww.](https://www.cdc.gov/coronavirus/2019-ncov/vaccines/effectiveness/monitoring.html?CDC_AA_refVal=https%3A%2F%2Fwww.cdc.gov%2Fcoronavirus%2F2019-ncov%2Fvaccines%2Feffectiveness%2Fwhy-measure-effectiveness%2Fbreakthrough-cases.html)  
328 [cdc.gov%2Fcoronavirus%2F2019-ncov%2Fvaccines%2Feffectiveness%2Fwhy-measure-](https://www.cdc.gov/coronavirus/2019-ncov/vaccines/effectiveness/monitoring.html?CDC_AA_refVal=https%3A%2F%2Fwww.cdc.gov%2Fcoronavirus%2F2019-ncov%2Fvaccines%2Feffectiveness%2Fwhy-measure-effectiveness%2Fbreakthrough-cases.html)  
329 [effectiveness%2Fbreakthrough-cases.html](https://www.cdc.gov/coronavirus/2019-ncov/vaccines/effectiveness/monitoring.html?CDC_AA_refVal=https%3A%2F%2Fwww.cdc.gov%2Fcoronavirus%2F2019-ncov%2Fvaccines%2Feffectiveness%2Fwhy-measure-effectiveness%2Fbreakthrough-cases.html)
- 330 7. Berlin DA, Gulick RM, Martinez FJ. Severe Covid-19. *New England Journal of Medicine.*  
331 2020;383(25):2451-2460.  
332 doi:10.1056/NEJMCP2009575/SUPPL\_FILE/NEJMCP2009575\_DISCLOSURES.PDF
- 333 8. Wu Z, McGoogan JM. Characteristics of and Important Lessons From the Coronavirus  
334 Disease 2019 (COVID-19) Outbreak in China: Summary of a Report of 72 314 Cases  
335 From the Chinese Center for Disease Control and Prevention. *JAMA.* 2020;323(13):1239-  
336 1242. doi:10.1001/JAMA.2020.2648
- 337 9. The Oxford/AstraZeneca (ChAdOx1-S [recombinant] vaccine) COVID-19 vaccine: what  
338 you need to know. Accessed June 6, 2023. [https://www.who.int/news-room/feature-](https://www.who.int/news-room/feature-stories/detail/the-oxford-astrazeneca-covid-19-vaccine-what-you-need-to-know)  
339 [stories/detail/the-oxford-astrazeneca-covid-19-vaccine-what-you-need-to-know](https://www.who.int/news-room/feature-stories/detail/the-oxford-astrazeneca-covid-19-vaccine-what-you-need-to-know)
- 340 10. Voysey M, Costa Clemens SA, Madhi SA, et al. Single-dose administration and the  
341 influence of the timing of the booster dose on immunogenicity and efficacy of ChAdOx1

342 nCoV-19 (AZD1222) vaccine: a pooled analysis of four randomised trials. *The Lancet*.  
343 2021;397(10277):881-891. doi:10.1016/S0140-6736(21)00432-3

344 11. The Janssen Ad26.COVS COVID-19 vaccine: What you need to know. Accessed June  
345 6, 2023. [https://www.who.int/news-room/feature-stories/detail/the-j-j-covid-19-vaccine-](https://www.who.int/news-room/feature-stories/detail/the-j-j-covid-19-vaccine-what-you-need-to-know)  
346 [what-you-need-to-know](https://www.who.int/news-room/feature-stories/detail/the-j-j-covid-19-vaccine-what-you-need-to-know)

347 12. The Sinopharm COVID-19 vaccine: What you need to know. Accessed June 6, 2023.  
348 [https://www.who.int/news-room/feature-stories/detail/the-sinopharm-covid-19-vaccine-](https://www.who.int/news-room/feature-stories/detail/the-sinopharm-covid-19-vaccine-what-you-need-to-know)  
349 [what-you-need-to-know](https://www.who.int/news-room/feature-stories/detail/the-sinopharm-covid-19-vaccine-what-you-need-to-know)

350 13. Tenforde MW, Self WH, Adams K, et al. Association Between mRNA Vaccination and  
351 COVID-19 Hospitalization and Disease Severity. *JAMA*. 2021;326(20):2043-2054.  
352 doi:10.1001/JAMA.2021.19499

353 14. Polack FP, Thomas SJ, Kitchin N, et al. Safety and Efficacy of the BNT162b2 mRNA  
354 Covid-19 Vaccine. *N Engl J Med*. 2020;383(27):2603-2615.  
355 doi:10.1056/NEJMOA2034577

356 15. Baden LR, El Sahly HM, Essink B, et al. Efficacy and Safety of the mRNA-1273 SARS-  
357 CoV-2 Vaccine. *N Engl J Med*. 2021;384(5):403-416. doi:10.1056/NEJMOA2035389

358 16. Bernal JL, Andrews N, Gower C, et al. Effectiveness of the Pfizer-BioNTech and Oxford-  
359 AstraZeneca vaccines on covid-19 related symptoms, hospital admissions, and mortality  
360 in older adults in England: test negative case-control study. *BMJ*. 2021;373.  
361 doi:10.1136/BMJ.N1088

362

363

364

365

366

367

368

369

370

371

372

373

374

375 Graphs and tables

376

377

378

379

380

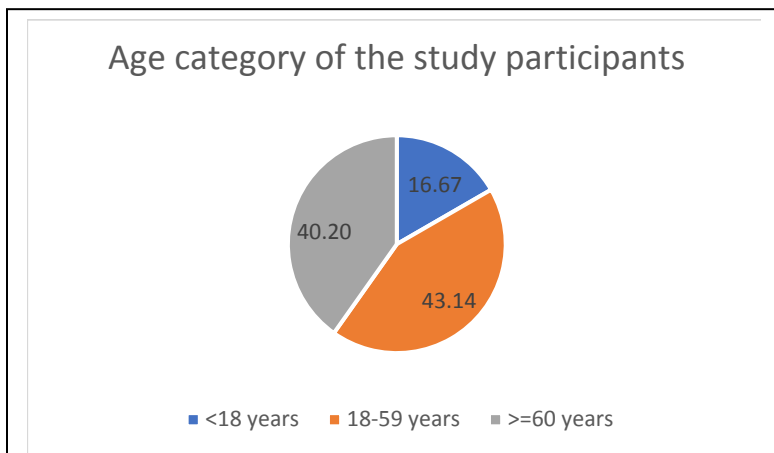
381

382

383

384

385 Figure 1: Age category of the study participants



386

387

388

389

390

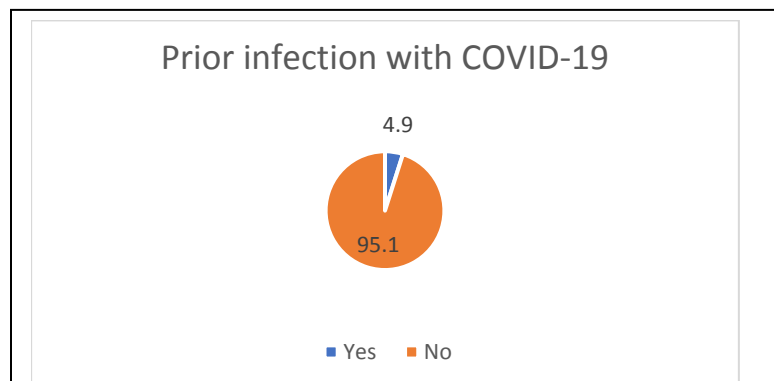
391

392

393

394

395 Figure 2: Proportion of participants with by prior infection with COVID-19



396

397

398

399

400

401  
402  
403  
404  
405  
406  
407  
408  
409  
410  
411  
412  
413

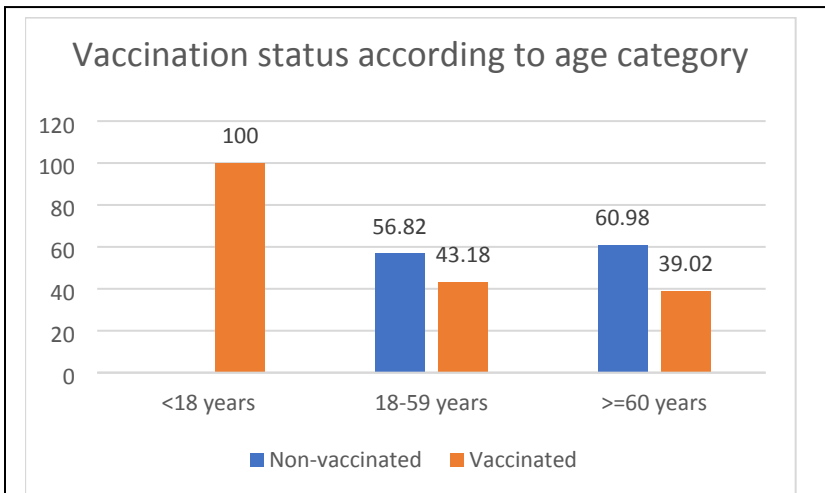


Figure 3: Vaccination status according to age category

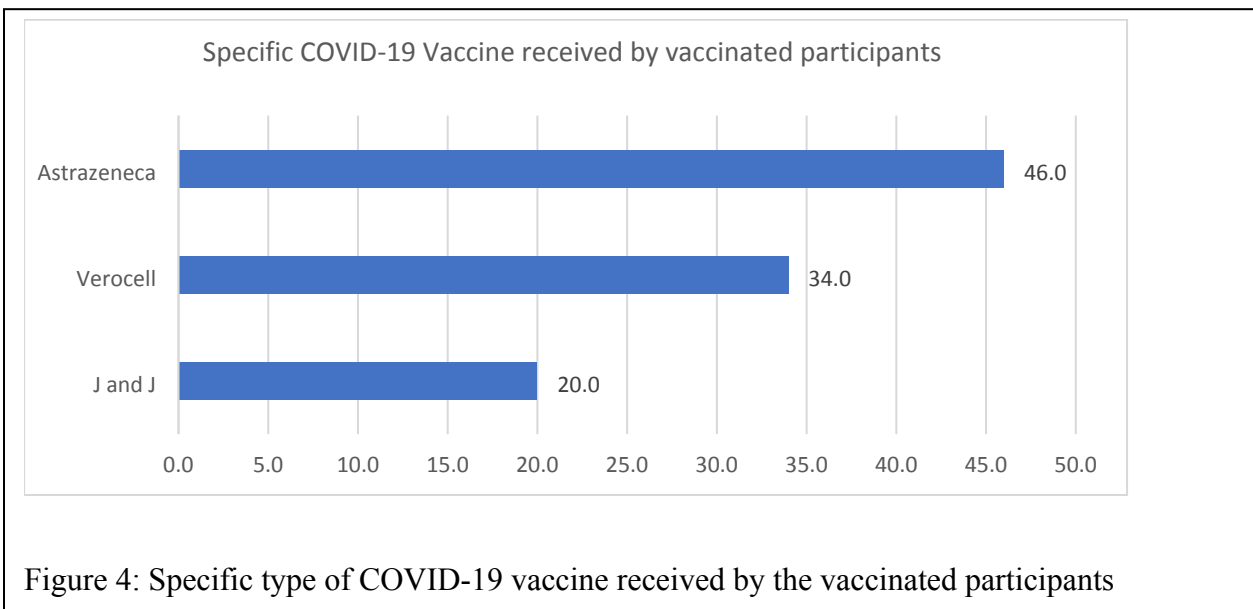
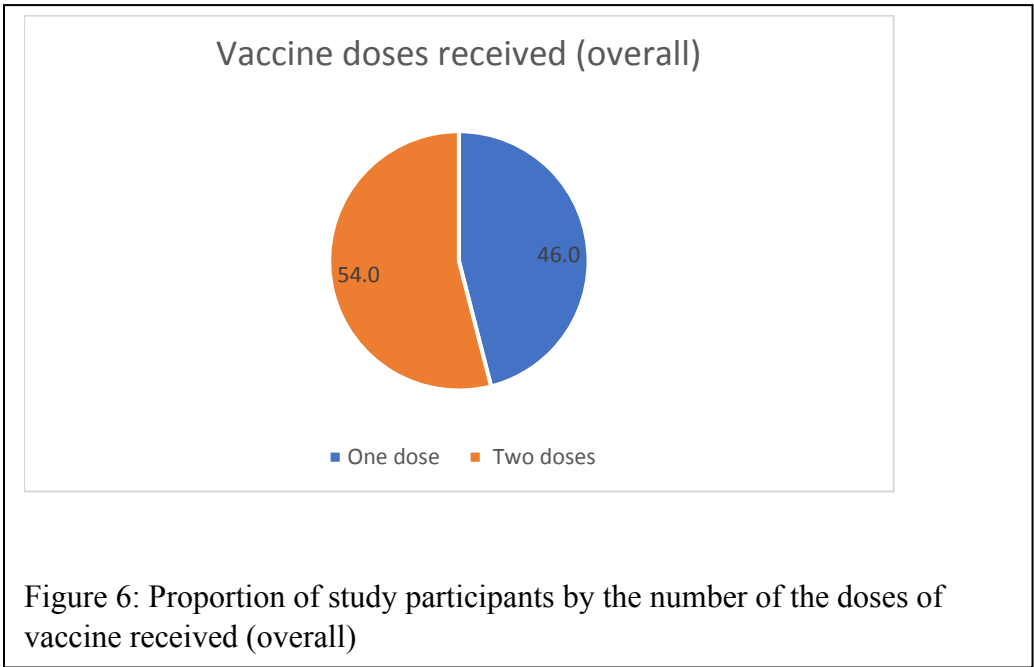
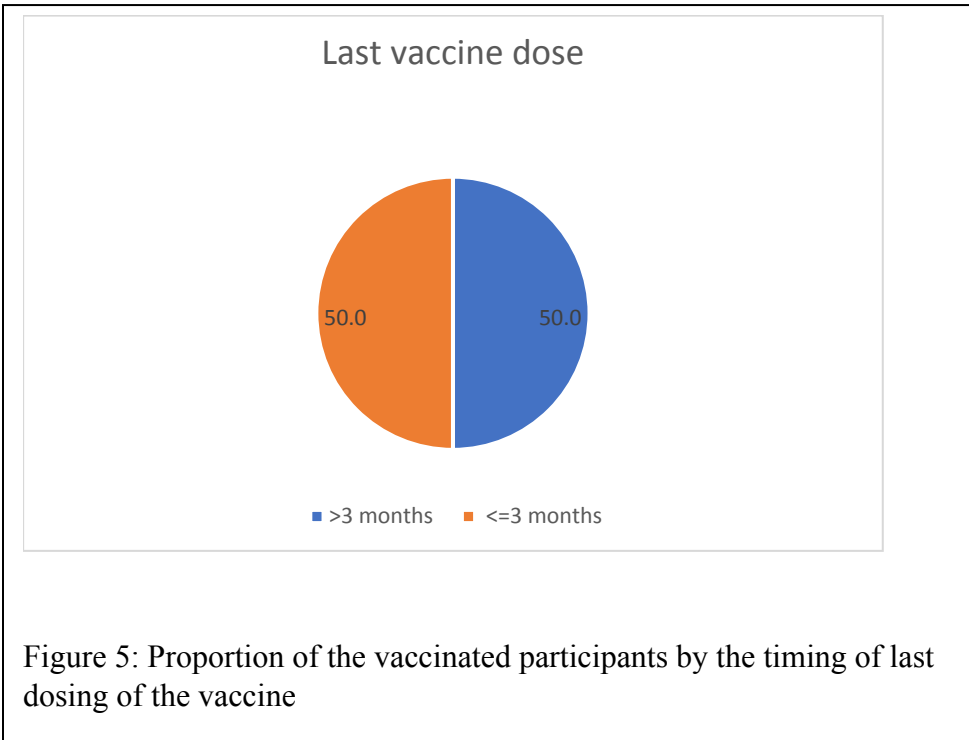


Figure 4: Specific type of COVID-19 vaccine received by the vaccinated participants

414  
415  
416  
417  
418

419  
420  
421  
422  
423  
424  
425  
426  
427  
428  
429  
430  
431  
432  
433  
434  
435  
436  
437  
438  
439  
440  
441  
442  
443  
444  
445  
446



447

448

449

450

451

452

453

454

455

456

457

458

459

460

461

462

463

464

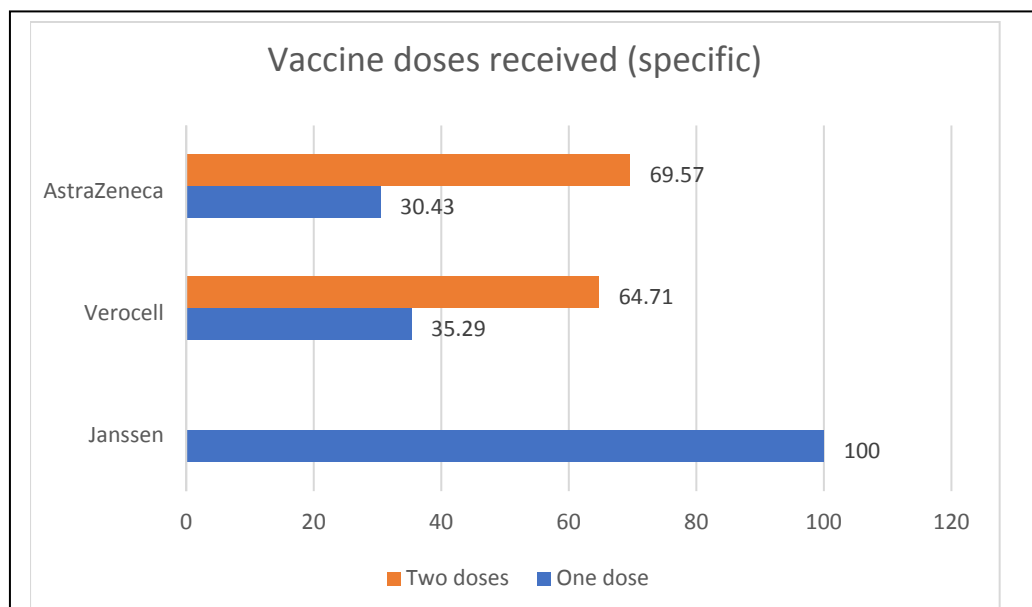


Figure 7: Proportion of study participants by the number of the doses of vaccine received (specific type of vaccine)

465  
466  
467  
468  
469  
470  
471  
472  
473  
474  
475  
476  
477  
478  
479  
480  
481  
482  
483  
484  
485  
486  
487  
488  
489  
490  
491

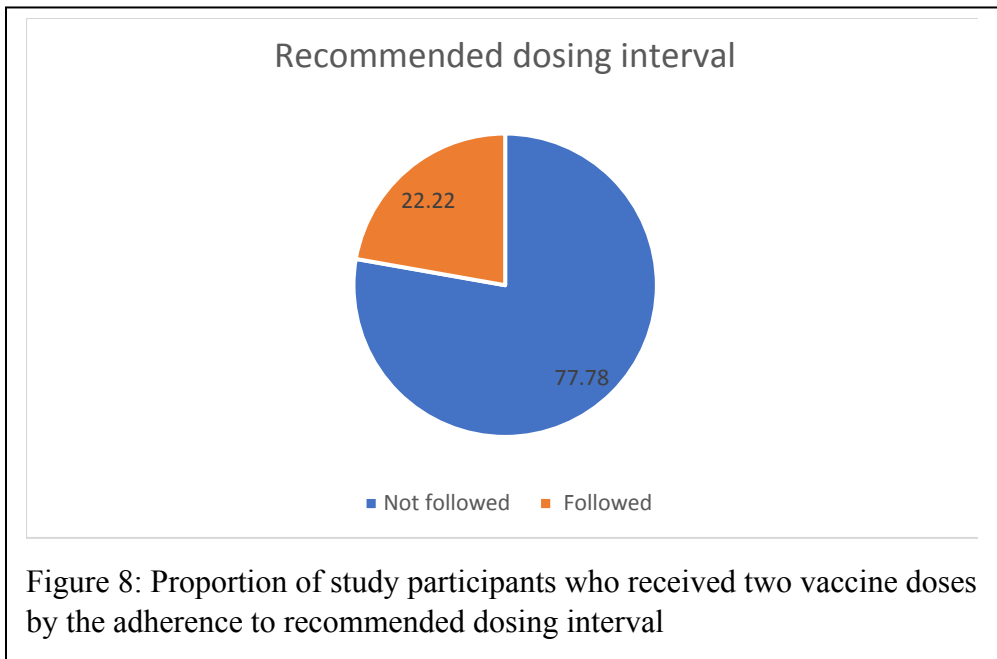


Figure 8: Proportion of study participants who received two vaccine doses by the adherence to recommended dosing interval

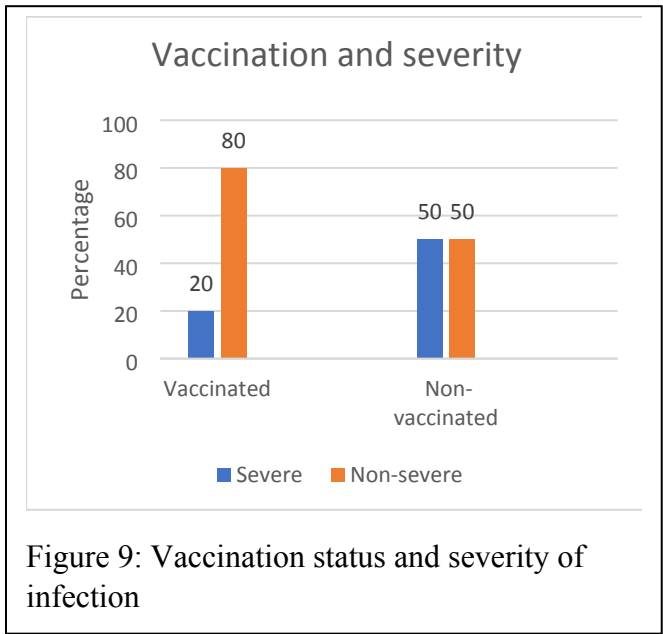


Figure 9: Vaccination status and severity of infection



492

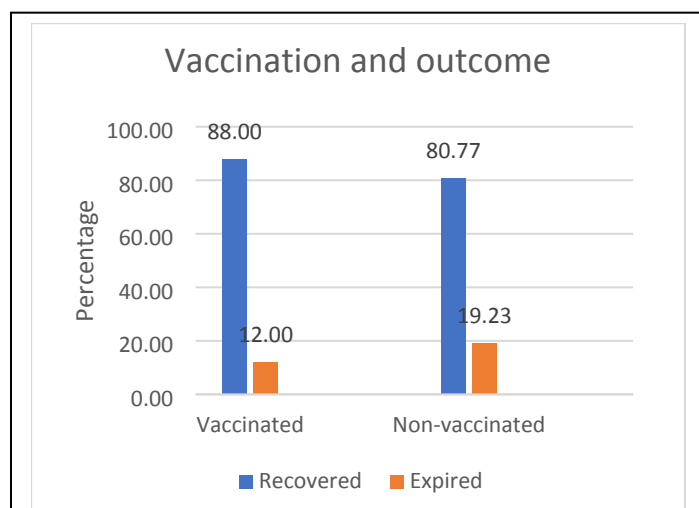


Figure 10: Vaccination status and outcome

493 Tables

Name of the vaccine	Single dose	Received two doses of the vaccine	
		RDI*	NRDI**
<b>Janssen Ad26.COVS.S COVID-19</b>	10 (100%)	0	
<b>Sinopharm COVID-19 vaccine (Verocell)</b>	6 (35.29%)	11 (64.71%)	2 (11.76%)
<b>AstraZeneca (ChAdOx1-S [recombinant] vaccine)</b>	7 (30.43%)	16 (69.57%)	4 (17.39%)
			9 (52.94%)
			12 (52.17%)
*: As per recommended dosing interval			
**: Not as per recommended dosing interval			

Table 1: Patients who received one or two doses of the vaccines.

494

495

	Severity		Outcome	
	Non-severe disease	Severe disease	Recovered	Expired
<b>Vaccinated</b>	40 (80.00%)	10 (20.00%)	44 (88.00%)	6 (12.00%)
<b>Non-vaccinated</b>	26 (50.00%)	26 (50.00%)	42 (80.77%)	10 (19.23%)

Table 2: Outcomes among the vaccinated and non-vaccinated patients

496

497

498

	Severity		Outcome	
	Non-severe disease	Severe disease	Recovered	Expired
<b>Janssen Ad26.COVS.2S COVID-19</b>	4 (40.00%)	6 (60.00%)	8 (80.00%)	2 (20.00%)
<b>Sinopharm COVID-19 vaccine (Verocell)</b>	14 (82.35%)	3 (17.65%)	15 (88.24%)	2 (11.76%)
<b>AstraZeneca (ChAdOx1-S [recombinant])</b>	20 (86.96%)	3 (13.04%)	21 (91.30%)	2 (8.70%)

Table 3: Association between different types of vaccines with severity and mortality of disease

499

	Severity		Outcome	
	Non-severe disease	Severe disease	Recovered	Expired
<b>Recommended dosing interval</b>	6 (100%)	0	6 (100%)	0
<b>Not as per recommended dosing interval</b>	16 (76.19%)	5 (23.81%)	18 (85.71%)	3 (14.29%)

Table 4: Severity and outcome among the patients receiving two doses of vaccines who were and were not vaccinated with dosing intervals as per WHO recommendation.

500

501

502

503

504

505

506

507

508

Last vaccination	Severity		Outcome	
	Non-severe disease	Severe disease	Recovered	Expired
<b>&lt;=3 months</b>	23 (92.00%)	2 (8.00%)	25 (100.00%)	0
<b>&gt;3 months</b>	17 (68.00%)	8 (32.00%)	19 (76.00%)	6 (24.00%)

Table 5: Severity and outcome among patients receiving last dose of their vaccine within 3 months and greater than 3 months.

509

510

		Severity		Outcome	
		Non-severe disease	Severe disease	Recovered	Expired
<b>Comorbidities absent</b>	Vaccinated	14 (87.50%)	2 (12.50%)	15 (73.75%)	1 (6.25%)
	Non-vaccinated	25 (52.08%)	23 (47.92%)	41 (85.42%)	7 (14.58%)
<b>Comorbidities present</b>	Vaccinated	26 (76.47%)	8 (23.53%)	29 (85.29%)	5 (14.71%)
	Non-vaccinated	1 (25.00%)	3 (75.00%)	1 (25.00%)	3 (75.00%)

Table 6: Severity of infection and outcome among vaccinated and non-vaccinated patients

511

512

513

<b>Age category</b>	<b>Vaccination status</b>	<b>Non-severe disease</b>	<b>Severe disease</b>	<b>Recovered</b>	<b>Expired</b>
<b>&lt;18 years</b>	Vaccinated	0	0	0	0
	Non-vaccinated	9 (52.9%)	8 (47.1%)	14 (82.35%)	3 (17.65%)
<b>18-59 years</b>	Vaccinated	20 (80.00%)	5 (20.00%)	23 (92.00%)	2 (8.00%)
	Unvaccinated	7 (36.84%)	12 (63.16%)	14 (73.68%)	5 (26.32%)
<b>&gt;=60 years</b>	Vaccinated	20 (80.00%)	5 (20.00%)	21 (84.00%)	4 (16.00%)
	Unvaccinated	10 (62.50%)	6 (37.50%)	14 (87.50%)	2 (12.50%)

Table 7: Severity and outcome of COVID-19 infections among vaccinated and non-vaccinated groups according to different age category

514

515

	<b>Severity</b>		<b>Outcome</b>	
	<b>Non-Severe disease</b>	<b>Severe disease</b>	<b>Recovered</b>	<b>Expired</b>
<b>Prior infection with COVID-19</b>	5 (100%)	0	5 (100%)	0
<b>No Prior infection with COVID-19</b>	61 (62.89%)	36 (37.11%)	81 (83.51%)	16 (16.49%)

Table 8: Prior infection and severity or outcome of current infection

