

1 COVID-19 self-testing: Countries accelerating policies ahead 2 of WHO guidelines during pandemics: A Global Survey.

3 **Authors and Affiliation**

4 Melody Sakala^{1,2*}, Cheryl Johnson^{3*}, James Chirombo^{1,2}, Jilian A. Sacks³, Rachel Baggaley³ and
5 Titus Divala¹.

6 1 Malawi Liverpool Wellcome Programme, Blantyre, Malawi

7 2 Kamuzu University of Health Sciences, Blantyre, Malawi

8 3 World Health Organisation, Geneva, Switzerland

9 *Corresponding authors

10 Email: msakala@mlw.mw (MS)

11 Email: johnsonc@who.int (CJ)

12 **Abstract**

13 **Introduction**

14 The widespread use of antigen-detection rapid diagnostic tests (Ag-RDTs) has revolutionized
15 SARS-CoV-2 (COVID-19) testing, particularly through the option of self-testing. The full extent
16 of Ag-RDT utilization for self-testing, however, remains largely unexplored. To inform the
17 development of WHO guidance on COVID-19 self-testing, we conducted a cross-sectional
18 survey to gather the views and experiences of policy makers, researchers, and implementers
19 worldwide.

NOTE: This preprint reports new research that has not been certified by peer review and should not be used to guide clinical practice.

20 **Methods**

21 The survey was shared through professional networks via email and social media, encouraging
22 onward sharing. We used closed and open-ended questions related to policy and program
23 information concerning the regulation, availability, target population, indications,
24 implementation, benefits, and challenges of COVID-19 self-testing (C19ST). We defined self-
25 testing as tests performed and interpreted by an untrained individual, often at home.
26 Descriptive summaries, cross-tabulations, and proportions were used to calculate outcomes
27 at the global level and by WHO region and World Bank income classifications.

28 **Results**

29 Between 01 and 11 February 2022, 844 individuals from 139 countries responded to the
30 survey, with 45% reporting affiliation with governments and 47% operating at the national
31 level. 504 respondents from 101 countries reported policies supporting C19ST for a range of
32 use cases, including symptomatic and asymptomatic populations. More respondents from
33 low-and-middle-income countries (LMICs) than high-income countries (HICs) reported a lack
34 of an C19ST policy (61 vs 11 countries) and low population-level reach of C19ST. Respondents
35 with C19ST experience perceived that the tests were mostly acceptable to target populations,
36 provided significant benefits, and highlighted several key challenges to be addressed for
37 increased success. Reported costs varied widely, ranging from specific programmes enabling
38 free access to certain users and others with high costs via the private sector.

39 **Conclusion**

40 Based on the survey responses, systems for the regulatory review, policy development and
41 implementation of C19ST appeared to be much more common in HIC when compared to LIC

42 in early 2022, though most respondents indicated self-testing was available to some extent
43 (101 out of 139 countries) in their country. Addressing such global inequities is critical for
44 ensuring access to innovative and impactful interventions in the context of a public health
45 emergency of international concern. The challenges and opportunities highlighted by survey
46 respondents could be valuable to consider as future testing strategies are being set for
47 outbreak-prone diseases.

48 **Introduction**

49 The emergence of SARS-CoV-2, the virus responsible for COVID-19, was declared a pandemic
50 by the World Health Organization (WHO) in January 2020 (1). Since then, COVID-19 has
51 caused social, human, and economic crises globally, leading to an accelerated drive for the
52 development of interventions, including diagnostic testing (2). In particular, the pandemic put
53 unprecedented strain on global health systems, leading to an urgent need for rapid and
54 accessible testing modalities particularly in low- and middle-income countries (LMICs). This
55 resulted in the widespread adoption of antigen-based rapid diagnostic tests (Ag-RDTs), which
56 can affordably provide same-day results, early diagnosis, and prompt referrals to onward
57 services and care, including quarantine or treatment, to protect the most vulnerable (3).
58 C19ST was thought to reduce absenteeism at work, made people feel safer and increased
59 uptake and identification of new cases (3).

60 Despite ongoing transmission of SARS-CoV-2 globally, confirmed cases represent only a
61 fraction of the number of infections, with access to testing being a major factor influencing
62 case confirmation rates (4). While laboratory-based polymerase chain reaction (PCR) tests

63 were initially the gold standard for COVID-19 diagnostic testing, the development of (Ag-
64 RDTs) provided an accurate, cost-effective and easily accessible alternative(5).

65

66 The advent of portable, easy-to-use, and stable Ag-RDTs has rapidly expanded access to
67 testing, opened the possibility of self-testing, and expanded the scope and potential of self-
68 care. Self-testing has been an important intervention recommended by WHO across many
69 different disease areas, including HIV, viral hepatitis, and STIs, particularly in low- and middle-
70 income countries (6,7). Self-testing has consistently been shown to increase access to and
71 uptake on testing overall and can greater uptake of both prevention and treatment services
72 (8,9). While the use of self-testing is increasingly available and well-accepted (10,11), it is
73 important to understand the experiences and views in the context of COVID-19 We conducted
74 a survey targeting policy makers, researchers, and implementers to generate a global
75 understanding of policies and experiences with SARS-CoV-2 AgRDTs for self-testing. Our
76 findings informed the development of WHO guidelines and serve as a future reference point
77 as global policies and practices continue to evolve.

78 **METHODOLOGY**

79 **Study design**

80 We conducted a cross-sectional study using a self-administered electronic questionnaire from
81 1st-11th February 2022.

82 **Setting and Participants**

83 Our target participants were policy makers, implementers, and academics from all WHO
84 member states. The survey questionnaire was disseminated globally by the WHO to gather

85 responses from a diverse range of participants, including through country and regional office
86 focal points, through social media (e.g. Facebook, twitter, LinkedIn) and professional
87 networks and associations. To ensure a wide distribution, we shared the survey through
88 professional networks via email and social media, encouraging onward sharing.

89 **Data collection tool**

90 We developed the survey questionnaire in SurveyMonkey, which included questions relevant
91 to participants' understanding or perceptions of current policy, practice, and progress of
92 implementing COVID-19 AgRDT in their settings. The questionnaire focused on AgRDT use in
93 general, and we restricted our analysis to questions that focused on self-testing. We designed
94 questions to focus on the following areas: current availability of C19ST regulatory processes,
95 policy, and use, target population for C19ST, national coverage and willingness of the target
96 population to undertake C19ST, requirements and mechanisms for reporting C19ST results
97 according to policy or practice, mechanisms and costs for accessing C19ST kits according to
98 policy or practice, and benefits and challenges of implementing C19ST.

99 **Key variables**

100 We defined self-testing as tests performed and interpreted by an untrained individual,
101 typically at home. Respondents provided their characteristics, including country of operation,
102 affiliation, and level of involvement in the COVID-19 response. We asked respondents both
103 closed and open-ended questions related to policy and program information concerning the
104 regulation, availability, target population, indications, implementation, benefits, and
105 challenges of COVID-19 self-testing. Respondents answered questions they were able to and
106 not all respondents answered all questions.

107 **Statistical methods**

108 We summarized the data using both tabular and graphical descriptive statistics. For tables,
109 we reported the number (n) of responses for each question without missing values, the size
110 of the analysis population (N) and calculated the proportions (n/N). We prepared cross-
111 tabulations and produced grouped bar charts of key outcomes to show proportions stratified
112 by variables such as WHO region and country income level classification. We reported the
113 data at a global level and by WHO region and income classifications. We also performed some
114 analyses at the individual respondent level, and others by at the country level regardless of
115 the number of individuals. We conducted all data cleaning and analyses using the R language
116 for statistical computing.

117 **Ethics statement**

118 This study was conducted with a strong commitment to ethical considerations. The survey,
119 disseminated globally via online platforms, ensured voluntary participation. While no explicit
120 informed consent was obtained, the purpose of the survey was clear to all participants. Some
121 identifiable data was collected; however, participants' anonymity was strictly maintained
122 during data management analysis and reporting; and no individual identities will be disclosed
123 or compromised.

124 **RESULTS**

125 **Respondents' characteristics**

126 From 1 to 11 February 2022, the survey received 844 responses from individuals in 139
127 countries. Table 1 describes the characteristics of the respondents, including their
128 representation across all WHO regions and income classifications.

Number of who respondents (n)	831	100%
WHO Region of Respondents' Country		
African	229	27.2%
Americas	80	9.5%
Eastern Mediterranean	64	7.6%
European	176	20.9%
South-East Asian	120	14.3%
Western Pacific	173	20.5%
World Bank Income Classification of Country		
Low income	74	9%
Lower middle income	424	51%
Upper middle income	134	16%
High income	199	24%
Level Of Involvement in the COVID-19 Response		
National level	390	47%
Regional/provincial/District level	223	27%
Community level	135	16%
Other	83	10%
Affiliation		
Academic	85	10%
Government	378	45%
NGO	167	20%
Private sector	92	11%
Other	109	13%

129

130 **Table 1. Characteristics of survey respondents**

131 Of the respondents, 45% identified as government officials, and 47% reported involvement in
132 implementing SARS-CoV-2 activities at the national level.

133 **Current availability of C19ST regulatory processes, policy and use**

134 Table 2 outlines the availability of C19ST regulatory processes, policy, and use, as reported by
135 294 respondents from 92 countries across all regions at the time of the survey (early Feb
136 2022).

	Does your country have a policy on C19ST?						Are SARS-CoV-2 Ag-RDTs used for self-testing in your country?	
	n	Policy in place, Supportive	Policy in place, not supportive	No policy, but Piloting	Developing policy	No policy, no pilot	Yes (n/N)	percent
All respondents	481	29%	5%	11%	17%	37%	259/481	54%
WHO Region of Respondents' Country								
African	137	15%	2%	7%	21%	55%	30/137	22%
Americas	35	34%	3%	6%	6%	51%	25/36	69%
Eastern Mediterranean	39	21%	5%	18%	13%	44%	24/38	63%
European	78	49%	8%	14%	10%	19%	67/77	87%
South-East Asian	80	31%	8%	14%	8%	40%	39/82	48%
Western Pacific	112	33%	4%	13%	30%	20%	74/114	65%
World Bank Income Classification of Respondents' Country								
Low income	92	12%	4%	12%	12%	60%	23/96	24%
Lower middle income	241	24%	4%	13%	25%	34%	121/247	49%
Upper middle income	57	28%	4%	9%	19%	40%	35/58	60%
High income	79	59%	5%	9%	3%	24%	72/83	87%

137

138 **Table 2. Reported availability of C19ST regulatory processes, policy, and use**

139 Most respondents reported that their countries had a regulatory process in place for
 140 reviewing and approving C19ST kits. Specifically, 32% (278) of respondents from 81 countries
 141 reported that their countries had a C19ST policy in place or was actively developing one.
 142 Notably, a lack of policy was reported more frequently by respondents from Low and Middle-
 143 income countries (LMIC) nations (25.2%) than by those from high-income nations (10.1%).
 144 Respondents from high-income countries were more likely to report that C19ST was used in
 145 their country compared to those from low- and middle-income countries (88% vs 19%).

146 **Target population for C19ST**

147 251 respondents from 15 countries reported targeting four specific populations for COVID-19
 148 self-testing, of respondents who provided answers there was a range of different populations
 149 noted as being targeted for the use of self-tests which included testing symptomatic

150 individuals and then asymptomatic testing was noted in workplaces, in educational
 151 institutions and to support attendance at gatherings.

152 **National coverage and willingness of target population to undertake C19ST**

153 Nationwide implementation of C19ST was reported by 148 respondents from 79 countries, of
 154 which 34% were high-income and 65% were LMIC (13.5% Low income, 27.8% = Lower Middle,
 155 21.5% = Upper Middle).

	What proportion of your national population do you estimate has used C19ST?					Based on your experience, how willing are the target populations to use C19ST?				
	n	<1%	1-20%	20-50%	>50%	n	Very willing	Willing	Somewhat willing	Not at all willing
All respondents (n = 134)	134	19%	33%	29%	19%	152	41%	30%	25%	3%
WHO Region of Respondents' Country										
African	15	27%	20%	33%	20%	18	44%	50%	6%	0%
Americas	9	11%	56%	11%	22%	9	44%	22%	33%	0%
Eastern Mediterranean	10	60%	10%	20%	10%	14	50%	7%	43%	0%
European	30	0%	13%	40%	47%	34	38%	38%	15%	9%
South-East Asian	29	28%	48%	17%	7%	31	35%	23%	42%	0%
Western Pacific	41	15%	41%	34%	10%	46	43%	30%	22%	4%
World Bank Income Classification of Respondents' Country										
Low income	16	50%	31%	13%	6%	17	29%	41%	29%	0%
Lower middle income	67	22%	43%	25%	9%	74	41%	24%	31%	4%
Upper middle income	17	6%	24%	65%	6%	19	37%	37%	26%	0%
High income	34	3%	18%	26%	53%	38	47%	34%	13%	5%

156 **Table 3. Respondents' perception of national coverage and willingness of target population**
 157 **to use self-tests**

158 The majority of respondents noted that less than half the national population is estimated to
159 have used C19ST, with the highest perception of use reported by respondents from the
160 European region and in High-Income Countries. Respondents from HICs reported more
161 widespread use of C19ST than those from low- and middle-income countries (LMICs). For both
162 LMICs and HICs, 33.3% reported C19ST national coverage between 20 to 50%. In LMICs, 23.5%
163 reported a C19ST reach of less than 1%, while in HICs only 4.8% reported a less than 1%
164 coverage of C19ST. Most respondents across all regions perceived that the target populations
165 were either very willing or willing to use self-tests. Willingness to self-test was consistent
166 between high- and low-income country categories.

167 **Requirements and mechanisms for reporting C19ST results according to policy and practice**

168 Figure 1A and 1B presents results on requirements and mechanisms for reporting C19ST
169 results according to policy or practice.

170 **Fig 1A. Requirements for reporting C19ST results**

171 **Fig 1B. Mechanisms for reporting results**

172 Reporting of positive C19ST results was more common, but it was not required in some
173 regions. In both high- and low-income countries, mechanisms for reporting results included
174 in person, by phone, mobile application, and using a website.

175 **Mechanisms and costs for accessing C19ST kits according to policy and practice**

176 Figure 2A and 2B outlines the mechanisms and costs for accessing C19ST kits, as reported by
177 222 respondents.

178 **Fig 2A. Distribution methods for C19ST**

179 **Fig 2B. Cost for accessing C19 kits**

180 The most common distribution method for C19ST kits was through pharmacies (47.3%). Direct
181 consumer costs for purchasing C19ST kits varied substantially across respondents and by
182 country, but 58 respondents from 31 countries indicated that C19ST was free for some end-
183 users. Free access to C19ST was reported more frequently in high-income countries than in
184 low-income countries (37.1% vs 18.1%).

185 **Perceived benefits, challenges, and areas of improvement**

186 Respondents reported several challenges related to implementing C19ST, including
187 insufficient infrastructure for distribution and storage of C19ST, poor understanding of how
188 to use and interpret the tests, lack of training for personnel, and lack of awareness among the
189 public about the availability and benefits of C19ST. Respondents were also asked about
190 potential solutions to the challenges identified. Many respondents recommended increased
191 training and education on C19ST, including proper usage and interpretation of results, as well
192 as addressing issues related to distribution and storage of C19ST. Other suggestions included
193 increasing public awareness about the availability and benefits of C19ST, making C19ST more
194 affordable or providing free access, and increasing international cooperation to address the
195 global shortage of C19ST. Other benefits of implementing C19ST that were mentioned
196 included increased confidence in identifying and controlling outbreaks, increased accuracy in
197 identifying cases, and potential reduction in the burden on healthcare systems.

198 **Discussion**

199 This cross-sectional study assessed the extent of policy and implementation of COVID-19 self-
200 testing according to perceptions of targeted policy makers, implementers, and researchers
201 contributing to various levels of COVID-19 response as of early 2022. Good survey

202 participation globally; supportive policy and more wide use reported in HIC compared to LIC
203 or LMIC – also differences across regions. On the other hand, there was high willingness to
204 use self-tests irrespective of income classification. Wide range of distribution approaches
205 reported with pharmacy/retail generally the most frequent; reported costs ranged widely
206 with free tests more available in HIC than in Low- and Middle-Income Countries. the reported
207 cost of accessing C19ST kits was variable, ranging from free to very costly (e.g. over USD 20).
208 Reporting requirements and mechanisms also varied – generally increased expectation to
209 report positive results but a high proportion of respondents did note no known reporting
210 requirements. Supportive policy across a range of use cases was overwhelmingly reported by
211 most countries globally.

212

213 At the time of the survey there were no WHO guidelines on C19ST, our study played a role in
214 highlighting the global inequalities in access to COVID-19 interventions, with wider coverage
215 and access to C19ST reported in high-income countries compared to low- and middle-income
216 countries. An alternative explanation to the global differences in C19ST utilisation between
217 the global South and North could be lack of awareness and policy. Europe, which has the
218 highest proportion of population with access, had the highest proportion of respondents
219 reporting availability of policy. This highlights the role of a WHO guideline in increasing global
220 awareness and utilisation of interventions. The recently released global guidance on C19ST is
221 expected to support development of national policies.

222

223 While self-testing can be beneficial as it enables access without requiring action from
224 overstretched professional health workers; and can be more convenient without requiring

225 individuals to go to a health care facility. The widely reported supportive policy and use of
226 C19ST across a range of settings is likely to reflect the acceptable diagnostic performance
227 (12,13)and potential for scalability of this rapid testing technology, which are critical to the
228 COVID-19 pandemic response. COVID-19 Ag RDTs can be produced much faster, cheaper and
229 in large quantities for large scalability. Antigen tests offer the possibility of rapid, inexpensive
230 detection of SARS-COV-2 (14). Community engagement with relevant stakeholders is crucial
231 to successful COVID-19 implementation and scale up (6,15,16). Such community-led
232 approaches have been found to be highly effective when adapted for HIV self-testing (17),
233 and should be considered and adapted as part of future pandemic preparedness plans(18).

234

235 The study showed a wide range of target populations in both asymptomatic and symptomatic
236 individuals and in either non healthcare, education institution, and mass gatherings settings
237 using C19 ST. The wide range of target populations within and across regions demonstrates
238 wide applicability and the ease of use in place of professional testing. The versatility of C19ST
239 is critical during the COVID-19 pandemic when health systems are stretched for human
240 resource. This is especially important for low-income countries where the diagnostic testing
241 gap is widest in part secondary to financial and human resource challenges. Self-testing using
242 Ag-RDTs can be utilised for triage or identifying individuals with the highest viral load(19).

243 Willingness to self-test was consistent across region and income setting.

244

245 The willingness of target population is encouraging but not surprising because of the
246 individual and community benefits of C19ST. Unlike professional testing, which may require
247 a visit to a health facility, C19ST like most self-care interventions, allows users to know their

248 status within 30 minutes and without leaving their home. C19ST therefore limits contact with
249 other people and speeds up commencement of post-test actions, including those related to
250 protecting the health of the user, their family and their community. Moderate or severely
251 symptomatic individuals may quickly see the need to access COVID-19 hospital care.
252 Individuals who test negative, seamlessly resume usual activities, or decide to seek alternative
253 clinical care if sick. Other studies support high perceived willingness to use C19 self-testing
254 (7,20,21).

255

256 The study reported wider coverage and access use of C19 self-testing from high Income
257 countries compared to low- and middle-income countries. The striking differences in
258 coverage and access to C19ST between high- and low-income nations reflects substantial
259 global inequalities with respect to access to COVID-19 interventions. The strong correlation
260 between GDP and testing capacity was initially driven by the centralised nature and high
261 capital requirements of PCR testing. While C19ST offers the opportunity for wider access
262 based on the affordability of AgRDTs, the survey results suggest that there are still some
263 underlying barriers to full utilisation that need to be addressed in low income countries. To
264 address this gap, greater efforts are needed moving forward to ensure LMICs have access to
265 critical innovations and interventions during public health emergencies and pandemics.

266

267 The perceived challenges highlighted by respondents including users' inability to perform or
268 interpret C19ST, false positive results, false negative results, people being forced to self-test,
269 failure to report results, and failure to present for confirmatory testing must be taken into
270 consideration when developing national C19ST strategies or policies. Other studies resonate

271 similar challenges on self-testing observed (8,15) from other disease program particularly HIV.
272 To address the main barrier to perform or accurately translate results, involving the
273 community in co-creation and dissemination of education materials would be beneficial. In
274 addition, some literature recommends inclusion of health promotion, layman's language and
275 public sensitization to increase implementation success of C19ST use (22,23) while users in
276 other studies recommended locally translated and easily accessible materials through online
277 or in person (8). As with other self-testing approaches, programmatic support including
278 engagement with health workers, community groups and those most affected are needed to
279 achieve the greatest impact. Future strategies using C19ST should consider how to adapt
280 materials from other self-testing programmes and services. This may improve both
281 acceptable and feasibility of implementation, as well as maximize limited resources.

282

283 Although the survey provides valuable insights into COVID-19 policies and practices, it is
284 essential to consider its limitations. The survey does not necessarily reflect the official
285 positions of countries and ministries of health but rather presents the perspectives of a
286 diverse group of respondents involved in COVID-19 work across countries. Additionally, the
287 findings represent a snapshot of policy and practice as of February 2022 and may not reflect
288 earlier or later circumstances as the pandemic and response continue to evolve. Nevertheless,
289 these findings importantly highlight the views and experiences with C19ST from many
290 countries experiencing outbreaks and reporting high case rates. Thus, the findings may be
291 applicable for future planning in the event of outbreaks or seasonal spread.

292

293 The use of Ag-RDTs for self-testing is a promising solution, but our finding of limited access in
294 low-and-middle-income countries compared to high-income countries highlights the harsh
295 reality of global inequalities and the need to address them sustainably. Experiences shared by
296 respondents highlighted benefits and challenges and opportunities that can inform
297 development of effective policies to support self-testing at national and global levels. Moving
298 forward as part of pandemic preparedness, global stakeholders need to prioritize investment
299 to enable LMICs to benefit from critical innovations and interventions.

300 **Acknowledgements**

301 We would like to thank all participants of the survey and everyone who supported the
302 distribution. We acknowledge WHO guideline development group and colleagues for their
303 untiring feedback throughout the whole process.

304

305 **Reference**

- 306 1. WHO Director-General's opening remarks at the media briefing on COVID-19
307 [Internet]. 2020. Available from: [https://www.who.int/director-](https://www.who.int/director-general/speeches/detail/who-director-general-s-opening-remarks-at-the-media-briefing-on-covid-19---11-march-2020)
308 [general/speeches/detail/who-director-general-s-opening-remarks-at-the-media-](https://www.who.int/director-general/speeches/detail/who-director-general-s-opening-remarks-at-the-media-briefing-on-covid-19---11-march-2020)
309 [briefing-on-covid-19---11-march-2020](https://www.who.int/director-general/speeches/detail/who-director-general-s-opening-remarks-at-the-media-briefing-on-covid-19---11-march-2020)
- 310 2. Ko JY, Danielson ML, Town M, Derado G, Greenlund KJ, Kirley PD, et al. Risk Factors
311 for Coronavirus Disease 2019 (COVID-19)–Associated Hospitalization: COVID-19–
312 Associated Hospitalization Surveillance Network and Behavioral Risk Factor
313 Surveillance System. Clin Infect Dis [Internet]. 2021 Aug 4;72(11):e695–703. Available
314 from: <https://academic.oup.com/cid/article/72/11/e695/5908300>

- 315 3. Brümmer LE, Erdmann C, Tolle H, McGrath S, Olaru ID, Katzenschlager S, et al. The
316 clinical utility and epidemiological impact of self-testing for SARS-CoV-2 using antigen
317 detecting diagnostics: a systematic review and meta-analysis. medRxiv [Internet].
318 2022;2022.07.03.22277183. Available from:
319 <http://medrxiv.org/content/early/2022/07/05/2022.07.03.22277183.abstract>
- 320 4. Bobrovitz N, Arora RK, Cao C, Boucher E, Liu M, Donnici C, et al. Global
321 seroprevalence of SARS-CoV-2 antibodies: A systematic review and meta-analysis.
322 Khudyakov YE, editor. PLoS One [Internet]. 2021 Jun 8;16(6):e0252617. Available
323 from: <https://dx.plos.org/10.1371/journal.pone.0252617>
- 324 5. Organization WH. Diagnostic testing for SARS-CoV-2: interim guidance [Internet].
325 2020. Available from: <https://apps.who.int/iris/handle/10665/334254>
- 326 6. WHO. Recommendations and guidance on hepatitis C virus self-testing. 2021. 20 p.
- 327 7. WHO. Use of SARS-CoV-2 antigen-detection rapid diagnostic tests for COVID-19 self-
328 testing. Interim Guid. 2022;(9 March):1–16.
- 329 8. Jamil MS, Eshun-Wilson I, Witzel TC, Siegfried N, Figueroa C, Chitembo L, et al.
330 Examining the effects of HIV self-testing compared to standard HIV testing services in
331 the general population: A systematic review and meta-analysis. EClinicalMedicine
332 [Internet]. 2021;38:100991. Available from:
333 <https://doi.org/10.1016/j.eclinm.2021.100991>
- 334 9. Organization WH. WHO implementation tool for pre-exposure prophylaxis (PrEP) of
335 HIV infection: module 10: testing providers [Internet]. Geneva: World Health
336 Organization; 2017 Aug. Available from:
337 <https://apps.who.int/iris/handle/10665/258516>

- 338 10. Fonner VA, Luhmann N, Siegfried N, Johnson C, Baggaley R, Ford N, et al. Use of
339 indirect evidence from HIV self-testing to inform the WHO hepatitis C self-testing
340 recommendation. *BMJ Glob Heal*. 2023;8(2):2022–4.
- 341 11. Kiptinness C, Kuo AP, Reedy AM, Johnson CC, Ngure K, Wagner AD, et al. Examining
342 the Use of HIV Self-Testing to Support PrEP Delivery: a Systematic Literature Review.
343 *Curr HIV/AIDS Rep* [Internet]. 2022;19(5):394–408. Available from:
344 <https://doi.org/10.1007/s11904-022-00617-x>
- 345 12. Zwart VF, van der Moeren N, Stohr JJM, Feltkamp MCW, Bentvelsen RG, Diederer
346 BMW, et al. Performance of Various Lateral Flow SARS-CoV-2 Antigen Self Testing
347 Methods in Healthcare Workers: a Multicenter Study [Internet]. *Infectious Diseases*
348 (except HIV/AIDS); 2022 Jun. Available from:
349 <http://medrxiv.org/lookup/doi/10.1101/2022.01.28.22269783>
- 350 13. Stohr JJM, Zwart VF, Goderski G, Meijer A, Nagel-Imming CRS, Kluytmans-van den
351 Bergh MFQ, et al. Self-testing for the detection of SARS-CoV-2 infection with rapid
352 antigen tests [Internet]. *Public and Global Health*; 2021 Jun. Available from:
353 <http://medrxiv.org/lookup/doi/10.1101/2021.02.21.21252153>
- 354 14. Peeling RW, Olliaro PL, Boeras DI, Fongwen N. Scaling up COVID-19 rapid antigen
355 tests: promises and challenges. *Lancet Infect Dis* [Internet]. 2021 Jun 8;21(9):e290–5.
356 Available from: <https://linkinghub.elsevier.com/retrieve/pii/S1473309921000487>
- 357 15. Nwaozuru U, Obiezu-Umeh C, Diallo H, Graham D, Whembolua G-L, Bourgeau MJ, et
358 al. Perceptions of COVID-19 Self-Testing and Recommendations for Implementation
359 and Scale up Among Black/African Americans: Implications for the COVID-19 STEP
360 Project [Internet]. In Review; 2022 Jun. Available from:

- 361 <https://www.researchsquare.com/article/rs-1277219/v1>
- 362 16. Figueroa C, Johnson C, Verster A, Baggaley R. Attitudes and Acceptability on HIV Self-
363 testing Among Key Populations: A Literature Review. *AIDS Behav* [Internet]. 2015 Aug
364 4;19(11):1949–65. Available from: [http://link.springer.com/10.1007/s10461-015-](http://link.springer.com/10.1007/s10461-015-1097-8)
365 1097-8
- 366 17. Sibanda EL, Neuman M, Tumushime M, Mangenah C, Hatzold K, Watadzaushe C, et al.
367 Community-based HIV self-testing: a cluster-randomised trial of supply-side financial
368 incentives and time-trend analysis of linkage to antiretroviral therapy in Zimbabwe.
369 *BMJ Glob Heal* [Internet]. 2021 Aug 4;6(Suppl 4):e003866. Available from:
370 <https://gh.bmj.com/lookup/doi/10.1136/bmjgh-2020-003866>
- 371 18. Seale H, Harris-Roxas B, Heywood A, Abdi I, Mahimbo A, Chauhan A, et al. Speaking
372 COVID-19: supporting COVID-19 communication and engagement efforts with people
373 from culturally and linguistically diverse communities. *BMC Public Health* [Internet].
374 2022 Jun 18;22(1):1257. Available from:
375 <https://bmcpublichealth.biomedcentral.com/articles/10.1186/s12889-022-13680-1>
- 376 19. Porte L, Legarraga P, Iruretagoyena M, Vollrath V, Pizarro G, Munita J, et al.
377 Evaluation of two fluorescence immunoassays for the rapid detection of SARS-CoV-2
378 antigen—new tool to detect infective COVID-19 patients. *PeerJ* [Internet]. 2021 Jun
379 9;9:e10801. Available from: <https://peerj.com/articles/10801>
- 380 20. Hall EW, Luisi N, Zlotorzynska M, Wilde G, Sullivan P, Sanchez T, et al. Willingness to
381 Use Home Collection Methods to Provide Specimens for SARS-CoV-2/COVID-19
382 Research: Survey Study. *J Med Internet Res* [Internet]. 2020 Aug 4;22(9):e19471.
383 Available from: <https://www.jmir.org/2020/9/e19471>

- 384 21. Goggolidou P, Hodges-Mameletzis I, Purewal S, Karakoula A, Warr T. Self-Testing as
385 an Invaluable Tool in Fighting the COVID-19 Pandemic. *J Prim Care Community Health*
386 [Internet]. 2021 Jun 8;12:215013272110477. Available from:
387 <http://journals.sagepub.com/doi/10.1177/21501327211047782>
- 388 22. Van den Broucke S. Why health promotion matters to the COVID-19 pandemic, and
389 vice versa. *Health Promot Int* [Internet]. 2020 Aug 4;35(2):181–6. Available from:
390 <https://academic.oup.com/heapro/article/35/2/181/5820891>
- 391 23. Coste AT, Egli A, Greub G. Self-testing for SARS-CoV-2: Importance of lay
392 communication. *Swiss Med Wkly*. 2021;151(21–22):2–5.
- 393

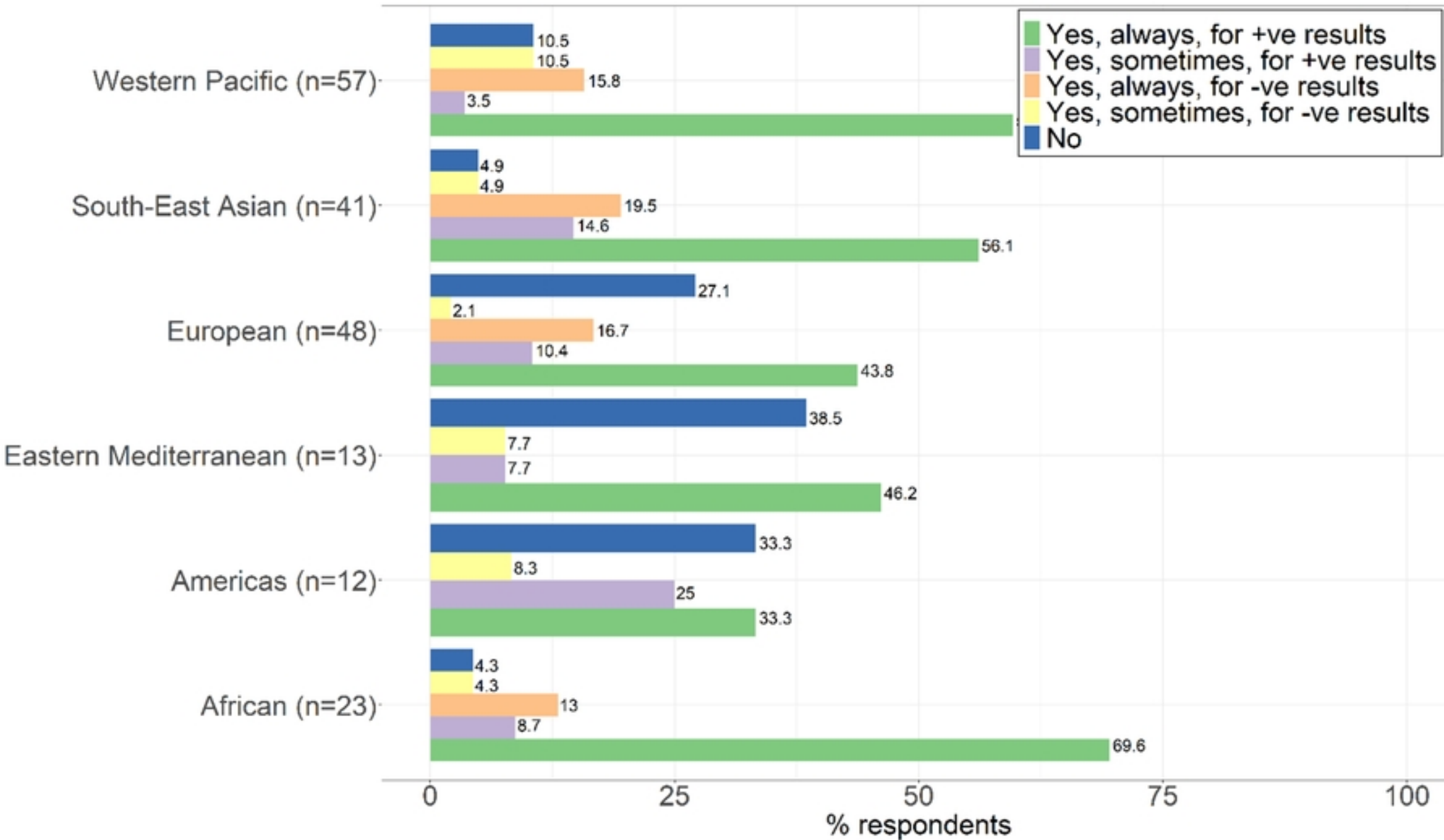


Fig 1A

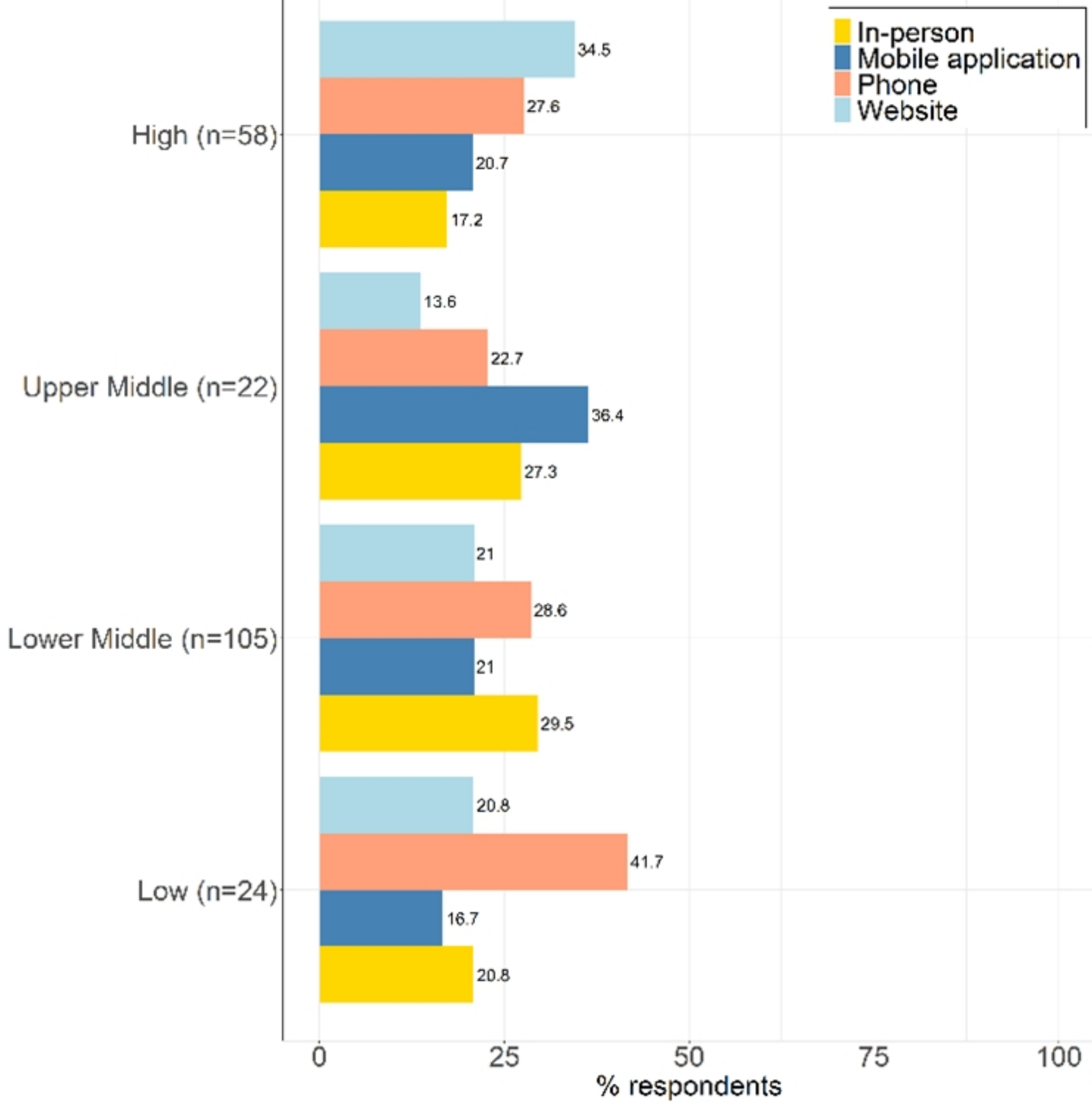


Fig 1B

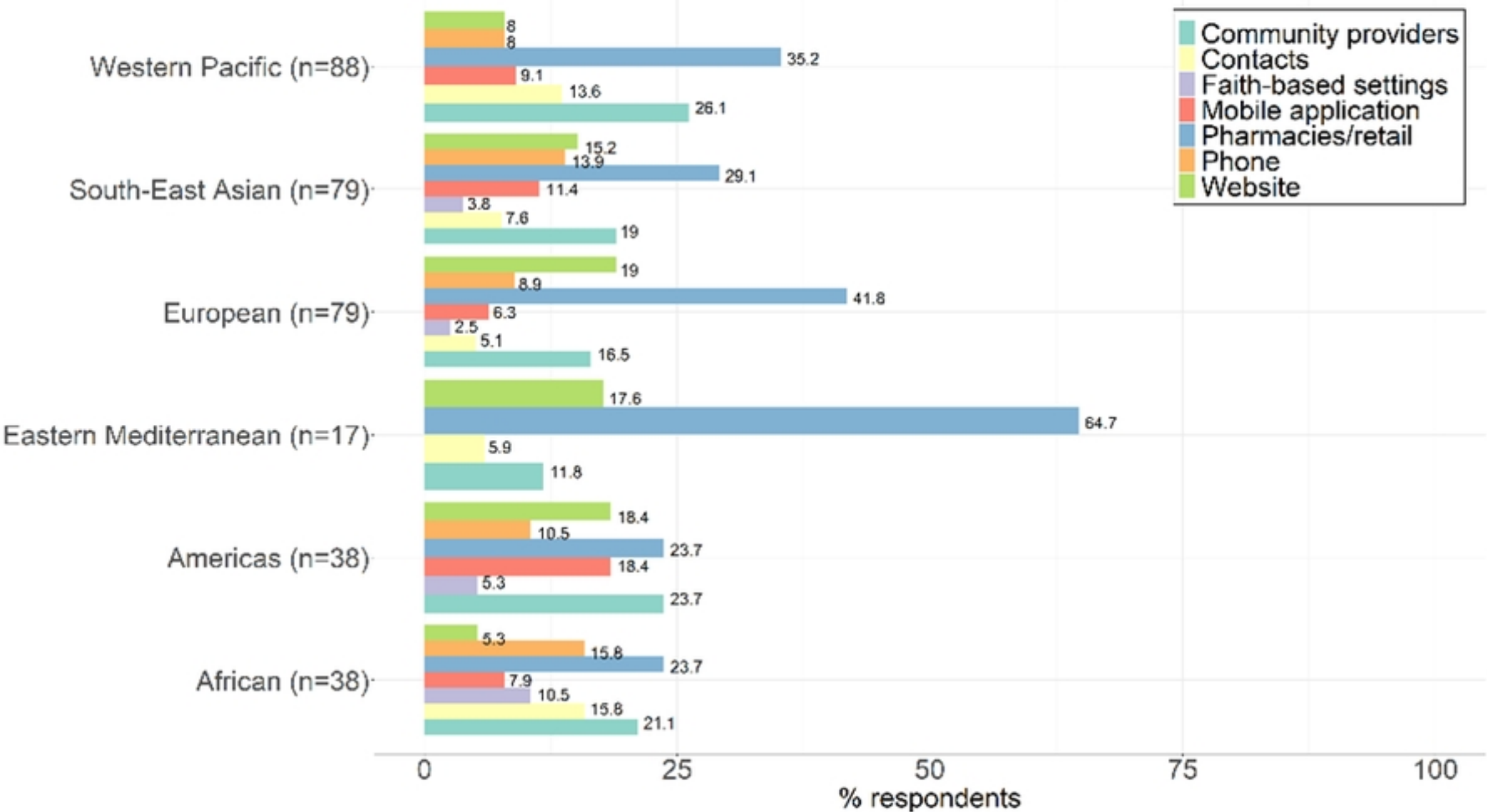


Fig 2A

< 1\$	Malawi	Indonesia	
1-2\$	South Korea	Malaysia	Pakistan
2-5\$	Portugal	Vietnam	Germany
	India	Netherlands	Thailand
	Singapore	Belgium	
5-10\$	Canada	Spain	Cyprus
	Mauritius	Qatar	Finland
	Peru	Bahrain	
10-20\$	Australia	Mexico	Ukraine
20\$+	Russia	USA	Papua New Guinea
	Philippines		

Fig 2B