

ORIGINAL RESEARCH ARTICLE

Divergent Neuroimmune Signatures in the Cerebrospinal Fluid Predict Differential Gender-Specific Survival Among Patients With HIV-Associated Cryptococcal Meningitis

1 Samuel Okurut^{1,2*}, David R Boulware³, Elizabeth Okafor³, Joshua Rhein³, Henry Kajumbula²,
2 Bernard Bagaya⁵, Freddie Bwanga², Joseph O Olobo⁵, Yukari C Manabe^{1,4}, David B Meya^{1,3,6},
3 and Edward N Janoff^{7,8} for ASTRO trial team.

4 ¹Translation Sciences Laboratory, Research Department, Infectious Diseases Institute, Makerere
5 University, Box 22418, Kampala, Uganda

6 ²Department of Medical Microbiology, School of Biomedical Sciences, College of Health Sciences,
7 Makerere University, 7072, Kampala, Uganda

8 ³Division of Infectious Diseases and International Medicine, Department of Medicine, University of
9 Minnesota, Minneapolis, MN, 55455, USA

10 ⁴Division of Infectious Diseases, Department of Medicine, John Hopkins University School of
11 Medicine, Baltimore, Maryland, MD, 21205, USA

12 ⁵Department of Immunology and Molecular Biology, School of Biomedical Sciences, College of
13 Health Sciences, Makerere University, Box 7072, Kampala, Uganda

14 ⁶Department of Medicine, School of Medicine, College of Health Sciences, Makerere University, 7072,
15 Kampala, Uganda

16 ⁷Mucosal and Vaccine Research Program Colorado, Department of Medicine, Division of Infectious
17 Diseases, University of Colorado Denver, Aurora, Colorado, 80045, USA

18 ⁸Denver Veterans Affairs Medical Center, Denver CO, 80045, USA

19
20 *Correspondence to: Samuel Okurut, Infectious Diseases Institute, Makerere University, Box 22418,
21 Kampala, Uganda. Email: okuruts@gmail.com, Mobile: +256-782-003931.

22
23 **Key words (maximum 8):** cryptococcal meningitis¹, gender survival², Cerebrospinal fluid³,
24 neuroimmune signatures⁴, Principal Component Analysis⁵, IL-5⁶, CXCL10/IP-10⁷, CCL11/Eotaxin⁸

25
26
27 **Number of words: (4864 words, maximum 12,000 words)**

28
29 **Number of Figures and Tables: (9 Figures and or Tables, maximum 15 figures or tables)**

30

31

CSF divergent-neuroimmune signatures by intragender-specific survival

32 **ABSTRACT (310 of 350 words)**

33 Survival among people with HIV-associated cryptococcal meningitis (CM) remains low,
34 exceptionally among women with the increased threat of death on current optimal use of antifungal
35 drugs. *Cryptococcus* dissemination into the central nervous system (CNS) prompts a neuroimmune
36 reaction to activate pathogen concomitant factors. However, no consistent diagnostic or prognostic
37 immune-mediated signature is reported to underpin the risk of death or mechanism to improve
38 treatment or survival. We theorized that the distinct neuroimmune cytokine or chemokine signatures
39 in the cerebrospinal fluid (CSF), distinguish survivors from people who died on antifungal treatment,
40 who may benefit from tailored therapy. We considered the baseline clinical disease features,
41 cryptococcal microbiologic factors, and CSF neuroimmune modulated signatures among 419
42 consenting adults by gender (biological sex assigned at birth) (168 females and 251 males) by 18 weeks
43 of survival on antifungal management. Survival at 18 weeks was inferior among females than males
44 (47% vs. 59%; hazard ratio HR=1.4, 95% CI: 1.0 to 1.9, and p=0.023). Unsupervised principal
45 component analysis (PCA) demonstrated the divergent neuroimmune signatures by gender, survival,
46 and intragender-specific survival. Overall, females displayed lower levels of PD-L1, IL-1RA, and IL-
47 15 than males (all $p \leq 0.028$). Female survivors compared with those who died, expressed significant
48 fold elevations in levels of CSF (CCL11 - myeloid and CXCL10 - lymphoid chemokine (in both
49 $p=0.001$), and CSF Th1, Th2, and Th17 cytokines. In contrast, male survivors expressed distinctly
50 lower levels of CSF IL-15 and IL-8 compared with those who died. Survivors of either gender
51 demonstrated a significant increase in the levels of immune regulatory element, IL-10. In the finale,
52 we classified divergent neuroimmune key signatures in CSF by gender, survival, and intragender-
53 specific survival among people with HIV-associated cryptococcal meningitis. These intragender-
54 specific survival associated-neuroimmune signatures, suggests the discrete role of gender immune
55 regulating mechanisms as the possible targets for interventions to advance therapy to improve survival
56 among people with HIV-associated cryptococcal meningitis.

57

CSF divergent-neuroimmune signatures by intragender-specific survival

58 1 INTRODUCTION

59 Co-infection with the fungus *Cryptococcus neoformans* remains an important contributor to
60 death among people with advanced HIV/AIDS worldwide, reported with the existing ideal use of
61 antifungal medications^{1,2}. The reported global HIV-associated cryptococcal meningitis (CM) survival
62 rates vary by location based on existing HIV prevalence rates. In Europe and North America, with the
63 low prevalence of people with HIV, both the incidence and mortality rates of CM are lowest³, in
64 contrast, to low and middle-income countries, especially in Africa with the highest prevalence of
65 people with HIV³⁻⁵. In countries with high frequency of people with HIV in Africa, like Uganda,
66 Botswana, and South Africa, the 10-week survival rates can fall below 50%^{3,5-8} reported among
67 closely monitored research settings, with deaths occurring within days to weeks, and sometimes, up to
68 months after diagnosis^{2,9,10}. The high mortality among closely monitored patients with CM may be
69 worrisome, for patients undertaking treatment in public health settings where specialized diagnosis and
70 close treatment monitoring may be a challenge. These observations rank highly the importance of early
71 immune response as possible intervention to control fungal infection in supporting better survival¹⁰.

72 The Casadevall and Pirofski damage response framework paradigm points to the role of the
73 pathological processes in influencing host response mechanisms to shape the infection and disease
74 outcome in sequelae^{11,12}. That the replicating pathogen eliciting unregulated immune activated
75 mechanism (role of immune regulation), mediate pathways that lead to host self-directed damage
76 responses that lead to poor outcome. And that replicating pathogen in a state with immune inhibition
77 or in the absence of the pathogen-specific induced response (case of severe immune suppression), that
78 pathogen-associated virulence factors lead to host damage responses that lead to poor outcomes.
79 Suggesting that improved outcome is achievable in a combined therapy involving an effective
80 pathogen-specific target therapy (e.g., antifungals) combined with immune-based treatment to
81 modulate immune homeostasis.

82 In the immunopathogenesis observations, cryptococcal dissemination into the central nervous
83 system (CNS) tissues and CSF across the blood-brain barrier¹³⁻¹⁵ leads to activation of CNS resident
84 neuroimmune cells (astrocytes, microglial cells, local macrophages, dendritic cells, and lymphocytes).
85 In the process, locally activated immune cells produce activating chemoattractant proteins (e.g.,
86 CCL11/Eotaxin, CXCL10/Interferon inducible protein 10 (IP-10)^{16,17} and other inflammatory
87 mediators (e.g., IL-15, IL-8/CXCL8)¹⁸. During cryptococcal infection, CNS infiltrating immunocytes,
88 especially T and B cells^{19,20}, may extravasate blood vessels and lymphatic channels to induce
89 neuroimmune activation, inflammation, and meningoencephalitis. Intracerebral and intrathecal
90 activated cytokine and chemokine production influence neuroimmune milieu-mediated responses, that
91 shape fungal clearance, ensuing immunopathological processes, clinical phenotype, and death outcome
92 ²¹⁻²⁵.

93 Among studies reporting cases by gender, the majority of cryptococcal meningitis is diagnosed
94 among males^{2,7,9,19,26-44}. Of note, few studies to date since widespread ART rollout specifically address
95 selective survival by gender (only five including the current study)⁷. Only recent data, from 2021
96 reveal that the proportion of females who succumb to fungal disease was higher than in males even in
97 the presence of optimized antifungal and antiretroviral therapy⁹. Since widespread ART rollout, no
98 such differences in gender-specific survival were reported^{26,44}. To date, no clear immunopathogenic
99 mechanisms have been proposed to explain the divergence in survival by gender despite access to
100 current optimal antifungal treatment and ART.

101 In CM, males show increased expression of innate chemokines and cytokines in the CSF
102 associated with increased trafficking of innate lymphoid and myeloid cells compared with females,⁷.
103 However, these differences were not evaluated in relation to gender-specific survival. Furthermore, the
104 differences in the host responses to the vaccine induced antigens have been reported by gender in both
105 humans and animals^{45,46}, showing elevation in cytokine production, endocrine, and metabolic

CSF divergent-neuroimmune signatures by intragender-specific survival

106 parameters in females compared with males. Nevertheless, in cryptococcal meningitis, the
107 cryptococcal fungal burden, white cell counts, and protein in CSF, and the white cells, and CD4⁺ T cell
108 numbers in blood were similar by gender⁷. The cryptococcal host immune evasion mediating factors,
109 e.g., *Cryptococcus* fungal vomocytosis and the cryptococcal intracellular fungal proliferation in the
110 cryptococcal infected macrophages, were similar by gender⁴⁷.

111 We evaluated CSF-specific soluble cytokine, chemokine, and immunoregulatory responses to
112 cryptococcal meningitis between females and males overall, and the differences in these neuroimmune
113 responses in relation to survival by gender (Biological sex assigned at birth). We hypothesized that
114 CSF neuroimmune cytokine and chemokine signatures would differ between females and males and
115 across survival. In the CSF at baseline, we characterized representative Th1, Th2, Th17, Tfh cytokine,
116 and innate myeloid–neutrophils activation regulating cytokines, and immune checkpoint markers (PD-
117 L1) among people who survived or died during the 18 weeks of follow-up. We identified discrete
118 differences in patterns of neuroimmune mediators by gender and by intragender-specific survival at
119 the site of infection in the CSF.

120 2 MATERIALS AND METHODS

121 2.1 Participants, Sites, and Setting

122 We enrolled 419 participants from a cohort of adults with CM enrolled to receive meningitis
123 treatment in the Adjunctive Sertraline for the Treatment of HIV-Associated Cryptococcal Meningitis
124 trial (ClinicalTrials.gov: NCT01802385). The trial was conducted between 2015 – 2017 at the
125 Infectious Diseases Institute (Administrative site) and at Mulago and Kiruddu National Referral
126 Hospitals (patient catchment sites) in Kampala, Uganda^{2,48}. The participants were selected based on
127 gender and available survival-specific data for cross-sectional analyses with reference to 18 weeks of
128 survival after cryptococcal meningitis diagnosis. The majority (94%; 168 females and 251 males) had
129 complete demographic, clinical, and CSF datasets. Participants or their surrogates gave informed
130 written and signed consent under protocols approved by the institutional review board of Makerere
131 University and the University of Minnesota Medical School. Enrolled in the study were people ≥18
132 years of age, with a confirmed diagnosis of HIV-associated cryptococcal meningitis co-infection as
133 previously described^{49,50}. Only participants whose survival status was known at censoring or at study
134 termination at 18 weeks of follow-up (379 of 419; 90.5%) were included in the survival sensitivity
135 analyses. Of note, parent cohort survival did not differ statistically between either sertraline
136 randomized participants or those on standard therapy alone².

137 2.2 Specimen Preparation

138 CSF was drawn from lumbar punctures at diagnosis of CM prior to antifungal therapy initiation.
139 The CSF specimens were spun to pellet out cells. The CSF supernatant was stored in a -80 °C freezer
140 prior to thawing for testing using Luminex. At enrolment, all participants in the current study were
141 antifungal treatment naïve.

142 2.3 Luminex Cytokine and Chemokine Immunophenotyping

143 A representative sample of cytokines, chemokines, and checkpoint regulators was measured in
144 CSF diluted in a 1:2 ratio based on the R&D Human XL Cytokines Discovery Premixed Kit platform
145 as per the manufacturer’s recommendations (R&D, Minneapolis, MN). The T helper 1 (Th1) cytokines
146 were tumor necrosis factor-alpha (TNF- α), interferon-gamma (IFN- γ), interleukin 2 (IL-2), IL-12p70,
147 with soluble CD40-Ligand/TNFSF5. The Th2 cytokines were IL-4 and IL-13. T follicular helper
148 cytokines were IL-6 and IL-10. The Th17 cytokines included was IL-17A. Cytokines derived from

CSF divergent-neuroimmune signatures by intragender-specific survival

149 innate lymphoid and myeloid cells were IL-15, IL-8, IL-1 RA/IL-1 F3. The inflammatory mediating
150 chemokines primarily derived from microglial and astrocytes mediating neuroinflammation in
151 cryptococcal meningitis were CXCL10 lymphoid cells mediating chemoattraction^{51,52} and CCL11
152 mediating myeloid cells (Eosinophils) chemoattraction^{53,54}. The IL-8 mediating neutrophils activation
153 and chemoattraction⁵⁵. The immune checkpoint molecules were programmed death ligand 1 (PD-
154 L1/B7-H1)⁵⁶ and immune regulatory cytokine IL-10⁵⁷.

155 2.4 Statistical Analysis

156 Data were analyzed using GraphPad Prism version 9.3.0, GraphPad Software, LLC for
157 Macintosh (San Diego, California, USA). The databases were compiled using Microsoft Excel. The
158 data variability was visualized using unsupervised Principal Component Analysis, (PCA) using
159 Eigenvector covariates projection on biplots as described elsewhere⁵⁸⁻⁶¹. Further interrogation of the
160 individual or independent principal component clustering and variability, factor differences, and
161 interactions or associations of independent predictor variables by gender and by survival were
162 performed using univariate and multivariate analyses.

163 Univariate analytic methods comprised pairwise comparisons using Mann-Whitney non-
164 parametric U test that compared arithmetic medians and unpaired parametric t-test that compared
165 arithmetic means. In this context of non-normally distributed population variables, statistical
166 differences were reported based on the difference in the sample medians with interquartile ranges
167 (IQR). The univariate difference in the survival outcome or survival risk was determined using Kaplan-
168 Meier/Log-rank test (Mantel-Cox Chi-Square test) or Mann-Whitney U-test. The difference in binary
169 outcome was determined using Fisher's exact Chi-square test or Mann-Whitney U-test.

170 In multivariate models, data were Log₂ transformed to normalize the variable prior to the
171 statistical interrogation using multivariate factor analysis and or survival-adjusted logistic regression
172 least square models that measure the risk of likelihood (proportional hazard ratios). In all models,
173 missingness was not imputed. In this context, statistical significance in both the univariate and the
174 multivariate models were based on difference among variables in the original available dataset among
175 participants. The statistical level of the significantly different covariates was reported at a p-value <0.05
176 and at a 95% level of confidence. The rigor of our interrogations included a large sample size (N=419),
177 controlled comparative covariables at nearly a 1:1 ratio, and minimal missingness with approximately
178 94% data completeness in gender analyses and approximately 90% data completeness in the 18 weeks
179 of survival analyses.

180 3 RESULTS

181 3.1 Baseline Demographics, by Gender

182 Consistent with published reports (**Figure 1**), among 419 participants studied with HIV-
183 associated CM, the majority were males, who were older and heavier than females (**Table 1**). About
184 half of these participants were on ART for a median of 1.6 months (IQR; 0 -22 months). Neurologic
185 abnormalities predominated among clinical signs and symptoms, with almost all describing headache
186 for one to four weeks, a third reporting changes in mental status, and a half with abnormal Glasgow
187 Coma Score (GCS<15), with each variable reported at comparable frequencies in males and females.

188 As anticipated, CD4⁺ T cell numbers in circulation were low, but were marginally higher in
189 females than males, as were platelet counts and hemoglobin levels (**Table 1**). CSF protein was not
190 consistently elevated, and WBC counts were low, despite a high burden of yeast. Each result was
191 generally comparable by gender, except CSF glucose which tended to be lower among females than
192 males (**Table 1**).

193 3.2 The 18 Weeks Survival on Antifungal Treatment

194 In the parent trial for this analysis, males and females from Uganda and South Africa were
195 randomized 1:1 to receive sertraline (an antidepressant with putative antifungal activity) or standard
196 treatment but showed no differences in survival between treatment groups at 18 weeks². An initial
197 analysis by gender of an expanded data set, from which this current report is derived, showed
198 significantly lower survival among 400 females vs. 577 males (at 50% vs. 57% survival, respectively)
199 at 10 weeks, unadjusted (Hazard Ratio (HR) = 1.20; 95% CI, 1.00-1.45; p= 0.050)⁷. These differences
200 were greater yet in this current subset extended to 18 weeks of observation. Survival among females
201 was 47% (71/150 females) vs. 59% among males (136/230 males) (Mantel-Cox proportional hazard
202 ratio (HR)=1.4 (95% confidence interval, CI: 1.0–1.9); p=0.023) (**Figure 2**). Of note, survival was
203 similar among males and females in two earlier studies reported prior to ART optimization (before
204 2015) but lower among females in two studies reported after ART optimization (after 2015), which
205 include the current report (**Figure 1-2**). In the current study, survival overall, and by gender did not
206 differ by ART experience (data not shown).

207 Survival was similar by gender in the first two weeks of antifungal therapy (**Figure 2**).
208 However, survival diverged thereafter, remaining consistently lower among females throughout the 18
209 weeks of observation. As noted, baseline demographics, signs and symptoms, blood and CSF analytes,
210 and cryptococcal fungal burden were relatively similar among participants by gender and by survival
211 (**Table 1**). Thus, we considered whether the concentrations and the composition of neuroimmune-
212 induced factors at the site of severe cryptococcal disease in the CSF could underlie subsequent
213 differences in survival by gender over time of observation.

214 3.3 Significant Differences in Neuroimmune Signatures in Cerebrospinal Fluid by Survival, 215 Gender, and Intragender-Specific Survival.

216 At baseline, we performed unsupervised Principal Component Analysis (PCA) as a primary
217 approach to visualize the data variability and to explore potential unbiased differences in data clustering
218 by gender, survival, and gender-specific survival (**Figure 3**). The PCA identified individual clusters
219 that offered opportunities to structure downstream data analyses of the indicated model outcomes. The
220 members in the cluster aggregated based on common attributes of the datasets showing high variability
221 and distinct distribution of cytokines and chemokines between females and males (**Figure 3A**),
222 between survivors and participants who died (**Figure 3B**), and within gender survival, among females
223 (**Figure 3C**) and among males (**Figure 3D**). Eigenvector projections on principal components 1 and 2
224 (PC1 and PC2 respectively) indicated a high probability of neuroimmune variables predicting
225 association with gender and survival outcome (**Figure 3 A-D**). High Eigenvalues >5 indicate the high
226 capability of the selected covariables in predicting model-associated outcomes (**Table below Figure**
227 **3**). For each of the comparative groups, almost all showed such high Eigenvalues and, thereby, the
228 separation between determinants in each group. These distinct patterns for PC1 and PC2 were closely
229 correlated among participants by gender, subject by survival, and females by survival but less so for
230 male survival in which 3 clusters were identified (correlation data not shown). Due to the striking data
231 clustering observed in these groups, we next determined the specific neuroimmune factors contributing
232 to the observed patterns using supervised univariate and multivariate data interrogation approaches.

233 3.4 Innate Neuroinflammatory Cytokines in the Cerebrospinal Fluid Differ by Gender

234 The CSF of females with CM at baseline had significantly lower levels of selected innate
235 cytokines than that of their male counterparts, particularly IL-1RA and IL-15, TNF- α and immune
236 checkpoint, PD-L1 (all p<0.050) (**Table 2**). The remainder of the cytokines and chemokines
237 interrogated did not differ significantly by gender but tended to be lower still among females than

CSF divergent-neuroimmune signatures by intragender-specific survival

238 males (Table 2). We next considered whether such gender-specific differences were associated with
239 the differences in survival by gender.

240 3.5 Divergent Baseline Neuroimmune Cytokine Signature Predict Intragender Survival

241 3.5.1 (i). Female Gender-Specific Survival Attributes

242 A number of relevant factors differed between females who survived or died during the 18
243 weeks of observation. The circulating CD4⁺ T cell numbers were generally very low, but median CD4⁺
244 T cells were 31 cells/ μ L vs. 14 cells/ μ L among females who survived vs. those who died ($p=0.009$)
245 but did not differ by survival in males (data not shown). Using several alternative models, and after
246 adjusting for cytokines (**Table 4 model 1**), CXCL10 and CCL11 consistently predicted female survival
247 but not in males. These soluble immune factors were consistently higher in magnitude among female
248 survivors compared to those who died (**Table 3**). The levels of CXCL10 were significantly higher
249 among females who survived than those who died, ($p=0.013$) (**Table 3**). By survival, CXCL10 levels
250 in females who survived correlated with the number of CSF white cell counts ($r=0.292$, 95% CI: 0.067-
251 0.488; $p=0.010$), but not in males (**Supplementary Figure 1**). The fungal burden (CFUs) did not
252 correlate with CXCL10 levels by either gender or gender-specific survival (data not shown).

253 The level of CCL11 (a chemoattractant produced by activated astrocytes, lymphocytes, and
254 macrophages), was significantly higher in female survivors than in those who died, but not among
255 males (**Table 3**). After adjusting for other cytokines, higher CCL11 expression still predicted female
256 but not male survival (**Table 4, Model 1**). T cell-related factors (e.g., IL-12p70, IL-17A, and IFN- γ) in
257 the univariate models were also consistently increased in females who survived compared to those who
258 died, but not in males (**Table 3**). The levels of other cytokines and the neutrophils chemokine IL-8
259 showed no difference among females by survival (**Table 3**). Only the IL-10 level was increased in both
260 genders among those who survived in univariable analysis (**Table 3**). However, after adjusting for
261 other factors, the levels of IL-10 expression were correlated with only female survival, but not with
262 male survival (**Table 4, Models 2 and 3**), as was IL-2 (**Table 4, Model 3**).

263 In summary, although immune parameters were lower among all females vs. males, the females
264 who survived showed consistently elevated levels of both myeloid-derived chemokines (CCL11),
265 lymphoid-derived chemokine (CXCL10), T cell-derived cytokines, and the regulatory molecule PD-
266 L1, the differences that were mostly distinct to survival in females, but not in males (**Supplementary**
267 **Figure 1**).

268 3.5.2 (ii). Male Gender-Specific Survival Attributes

269 Males who survived had significantly higher hemoglobin compared with those who died, even
270 after adjusting for the platelet counts and CD4⁺ T cell counts (**Table 4, Model 3**). Males, but not
271 females, who survived had significantly lower IL-15 than those who died (**Table 3**), even after
272 adjusting for other cytokines (**Table 4, all Models**). The IL-15 levels were independent of fungal
273 burden (CFUs) and CSF white cell counts (data not shown). After adjusting for other factors, lower
274 levels of the neutrophil chemoattractant IL-8 also consistently predicted male survival but not among
275 females (**Table 4, Models 1, 3-4**). Unlike in males, neither low levels of IL-15 nor IL-8 were associated
276 with survival in females. As noted above, elevated levels of regulatory IL-10 were associated with
277 survival in both genders but did not correlate with male survival (**Supplementary Figure 1**).

278 4 DISCUSSION

279 In a large cohort of adults with CM in Uganda on anti-fungal therapy, survival among females
280 was significantly lower compared with that of their male counterparts. Evaluating gender-specific
281 mortality is uncommon in this context (only 5 including the current 21 studies; Supplemental Table

CSF divergent-neuroimmune signatures by intragender-specific survival

282 S1), Unlike two previous studies which showed no difference in mortality by gender reported^{26,44}, the
283 two studies showing such a differences^{7,42} were performed in people treated with antifungal therapy,
284 which helps control fungal burden. Combining antifungal drugs with immunomodulatory interventions
285 could limit the fungal assault on the CNS, illustrated by brain lesions from magnetic resonance imaging
286 and from autopsy examinations among cases with neurological focal infections^{62–65}. With appreciable
287 control of fungal burden, immune responses may be the more prominent determinant of clinical
288 outcomes.

289 We have identified distinct immune-biological differences in CSF by gender and gender-
290 specific survival. The signatures associated with survival in females are distinctive from those in males.
291 These differences were independent of baseline clinical features and cryptococcal fungal burden
292 (CFUs). Most consistent in both the univariate and in multivariate gender-associated survival
293 predictive models were the lower levels of CSF CXCL10/IP-10 and CCL11/Eotaxin that distinguished
294 females who died from survivors, but not males. In contrast, high levels of IL-15 and IL-8 differentiated
295 males who died matched to those who survived, but not females. Several T cell cytokines (IFN- γ , TNF-
296 α , IL-13, and IL-17A) similarly exhibited diminished levels of expression in females who died matched
297 survivors, but not in males. Lower levels of immune regulatory IL-10 expression were linked with an
298 increased threat of death in both genders. Thus, the biological significance of gender-specific CSF
299 immune signatures suggested among participants with CM may underlie important immune-based
300 mechanisms indispensable to improving antifungal treatment and survival predominantly in women
301 with demonstrated distinct survival-associated cytokine and chemokine patterns.

302 Consistent with the univariate model observations, improved survival at 2-10 weeks was
303 associated with elevation in the levels of soluble CSF cytokines Th1 IL-2, IFN- γ , TNF- α , Th2 IL-4,
304 and Th17 IL-17A, together with innate IL-6 cytokine^{66,67}. Soluble T-lymphokines levels in CSF are
305 proposed to derive from CXCL10⁶⁸ and CCL11⁶⁹ mediated stimulation of CNS resident immune cells.
306 Moreover, the use of cryptococcal antigens (such as GXM) to stimulate peripheral immunocytes
307 demonstrated, that patients with improved 10 weeks survival had increased expression of these
308 cytokines among polyfunctional differentiated CD4 T cells⁶⁷. Other chemokines demonstrated to
309 predict improved survival included the elevated levels of monocytes chemoattractant protein-1 and
310 macrophages inflammatory protein-1⁶⁶. Despite demonstrated correlates of survival in the peripheral
311 circulation^{70,71}, the importance of characterizing immune responses in the CNS, at the foci of infection,
312 cannot be underestimated since CNS responses in larger studies do not often correlate with those in the
313 peripheral circulation^{70,71}. The disparity between peripheral and CNS observed responses is a
314 characteristic indicator of local mechanisms that influences responses. Compartment-specific
315 responses have been noted previously^{19,20} and argue that we should be investigating the response in
316 CSF. Thus, the current study is unique in characterizing the distinctive neuroimmune signatures
317 defining survival by gender in CNS, at the foci of disease.

318 In theory, the microbial invasion of the CNS activates resident immune cells to produce
319 neuroimmune cellular activating cytokines, chemoattractant chemokines, and surrounding tissue basal
320 cellular immune mediators (prostaglandins, leukotrienes, et cetera). Diverse effector cells include
321 resident microglial, astrocytes, oligodendrocytes, CNS surveillance phagocytes (monocytes,
322 macrophages, neutrophils), dendritic cells, adaptive T and B cells, innate (natural killer cells), and basal
323 barrier epithelial cells⁷². Other cells may be drawn by extravasation and diapedesis through the
324 protective vascular barriers to infiltrate the CNS in response to infection and/or to ensuing
325 meningoencephalitis^{19,20}. The consistent use of antifungal therapy in this study helps to control fungal
326 replication and the burden of fungi^{2,9,26,73}. With relatively effective antifungal therapy modeling
327 immune factors highlights the role of the immune system in determining immune-mediated damage
328 vs. protection in the CSF, and ultimately disease outcome^{67,74,75}.

329 Although cryptococcal fungal burden and other clinical parameters in blood or in CSF did not
330 differ by gender or gender-associated survival, increased production of IL-1RA, IL-15, and PD-L1 in

CSF divergent-neuroimmune signatures by intragender-specific survival

331 the CSF of males overall may have influenced their poor survival than in their female counterparts.
332 Lower male but not female survival was associated with high levels of myeloid cytokines, including
333 the pleiotropic IL-15 and neutrophil-activating factors IL-8, which may influence poor survival in
334 males by the distinctive mechanisms. In literature, IL-8 expression derived from microglia in CNS in
335 response to neuroinflammation^{76,77}, from monocytes and autocrine IL-8 production by neutrophils
336 enhances immune activation and cellular proliferation¹⁸. The elevated intrathecal IL-15 and IL-8 in
337 the CSF can enhance neutrophils-induced NETosis (Neutrophils traps). The increased neutrophil trap
338 formation may propagate thrombotic vasculitis, cryptococcomas, and fungal occlusions in
339 subarachnoid ventricular and arterial spaces in those with poor survival. Together IL-15 and IL-8
340 elevation can increase local inflammation in the brain, leading to vasculitis in subarachnoid spaces,
341 interfering with blood supply, promoting ischemia, necrosis, and infarction of the brain tissue, and
342 potentially leading to increased risk of death. Thus, the relatively high levels of IL-15 expression
343 among males who died and the inverse relationship of IL-15 levels with those of immune regulatory
344 IL-10 and immune checkpoint PD-L1 among males who died highlights the dynamic functional
345 interrelationship of the potential loss of IL-15 immune regulatory function in influencing the greater
346 risk of death among patients presenting with this neuroimmunological phenotype. Low levels of IL-15
347 may limit the mitotic division of especially fungal-infected macrophages which may attenuate the
348 propagation of endogenous pathogens in quiescent cells¹⁸. Thus, the observed low levels of IL-15 and
349 IL-8 among male survivors may limit intracellular cryptococcal fungal replication potentially leading
350 to low fungal burden and improved survival.

351 Among neutrophils activated factors that shape neuroimmune response and outcome in CNS
352 infection and in sequelae include observations that neutrophil induced responses exacerbate tissue
353 injury through self-directed host and pathogen-mediated mechanisms^{78,79}. That neutrophil activation
354 is associated with the propagation of tissue necrosis, hypoxia, and nutritional supply impairment
355 especially among people with sepsis and in those with multiple organ failure, that underlie brain injury
356^{78,79}. In this context, activation of neutrophil recruiting cytokines and chemokine, at the foci of
357 infection, in the CNS is detrimental to the host^{76,78}, leading to the release of toxic granules, that are
358 destructive to connective tissues, leading to vasculitis with tissue necrosis, infarction, hypoxia, and
359 potentially death. Indeed, in cryptococcal meningitis, neutrophilia in circulation was associated with
360 poor survival outcome⁸⁰, brain hypoxia^{15,81,82}, subarachnoid blood vessel occlusion⁸³, brain tissue
361 necrosis, and cerebellar infarction⁶⁴. Subsequently, survivors of cryptococcal meningitis suffered long-
362 term CNS abnormalities associated with impaired faculty observed in sequelae among people without
363 HIV infection^{62,84}. The persistent CNS abnormalities in sequelae noted in humans with fungal
364 infections were similar to those observed among mouse models of Alzheimer's disease⁸⁵. In other fatal
365 meningitis focal infections including tuberculosis meningitis and bacterial meningitis, neutrophils
366 account for the majority of cells in the CSF^{86,87}. However, neither we nor others have characterized in
367 detail the neutrophil myeloid lineages and role among CSF white cells in the setting of CM-associated
368 survival.

369 Among key differences in female intragender survival with cryptococcal meningitis, survivors
370 tended to shade into CSF relatively high amount of neuroimmune mediating soluble cytokine and
371 chemokine responses across the panel. The higher levels of Th1 IL-2, IFN- γ , TNF- α , IL-12p70, Th17
372 IL-17A, and immune regulatory IL-10 may influence survival in females by distinct CXCL10 and
373 CCL11 chemokine-stimulated mechanisms. In contrast to females who died, females with higher levels
374 of the myeloid chemokine CCL11 and the lymphoid chemoattractant CXCL10 were more likely to
375 survive, but not men. CXCL10 produced by astrocytes and microglia cells or by CNS resident
376 monocytes, macrophages, and dendritic cells stimulates Th1 cytotoxic CD8 T cells, immune
377 modulatory CD4 T cells, regulatory T cells, NK and regulatory B cells, and regulatory T cells via its
378 CXCR3 receptor-mediated stimulation⁸⁸. The cytotoxic response to infected macrophages is
379 potentially enhanced in the presence of elevated chemokine in the central nervous, because infected

CSF divergent-neuroimmune signatures by intragender-specific survival

380 cells respond to chemoattractant proteins at the site of infection^{89,90}, whereas immune regulatory cells
381 can modulate inflammation and cellular activation to stimulate tissue recovery⁹¹. Thus, independent
382 of the baseline CSF cryptococcal CFUs and the baseline clinical features, the CCL11 and CXCL10
383 balance is critical in immune regulation of the Th1/Th2/17 balance, modulation of CNS cellular influx
384 that is important in better survival of host with HIV-associated cryptococcal meningitis.

385 Interleukin (IL)-12 is observed as an important factor in the immune control of *Cryptococcus*
386 meningitis as it is observed to influence mechanisms that inhibited cryptococcal fungal replication
387 among *Cryptococcus*-infected macrophages in vitro⁹². In mouse models, early preemptive use of IL-
388 12 as an adjuvant promoted survival of mice in early use after cryptococcal fungal⁹². Whereas the late
389 treatment of mice with IL-12 after the establishment of cryptococcal infection resulted in more mice
390 dying from fungal infection-attributable deaths⁹². In the current study, IL-12p70 was elevated among
391 female survivors but not males. In the CNS IL-12 is produced by dendritic cells, and is observed to
392 regulate T cell, and NK cell function, and influence the differentiation of the Th1 cellular phenotype
393⁹³. With the prominence of T cells and B cells, in the CSF with cryptococcal meningitis^{19,20}, increased
394 IL-12p70 shading into the CSF can enhance fungal-specific immunocytes activation to mediate fungal
395 neuroimmune mechanisms for control and for improved host survival.

396 The Th17 cytokine, IL17A, modulated through ROR γ t regulatory pathway was observed to
397 work in tandem with Th1-modulated cytokines to regulate neuroimmune responses induced to CNS
398 infections⁹⁴. In particular, IL-17A activates Th17 immunocytes in response to tissue-resident infection.
399 In cryptococcal model infection, IL-17 promoted the development of majority giants cryptococcal cells
400 that have limited ability to cross the blood-brain barrier, leading to localized cryptococcal fungal
401 infection with limited spread to the brain parenchyma where it would cause lethal disease^{65,95}. Among
402 females, IL-17A was upregulated among those with better survival outcomes. Other Th1 cytokines
403 upregulated among females survivors included IFN- γ , TNF- α and their immune activating factors,
404 CD40 ligand that was demonstrated to facilitate the formation of reactive phagosomes, activation of
405 reactive oxygen and nitrogen species that mediate endogenous killing mechanisms of *Cryptococci*
406 ingesting macrophages^{65,95}. Collectively, these immune activating complementary factors, were each
407 increased with increased survival among females. And in the aggregate, these novel findings (reported
408 for the very first in the setting of CM gender-specific survival), drive the question as to how these
409 results may be harnessed for targeted gender-specific therapy to optimize survival where fatal
410 outcomes seem to be propagated by immune-mediated mechanisms that appear to operate independent
411 of the fungal burden, clinical presentation, and current antifungal therapy.

412 5 CONCLUSION

413 Survival from HIV-associated CM remains significantly lower in females. We found novel
414 distinctive and divergent intragender-associated CSF cytokine signatures at the time of clinical
415 presentation that was independent of the baseline fungal burden and clinical features. Among females,
416 increased concentration of CCL11, CXCL10, and T cell subset associated cytokines mediating the Th1
417 and th17 fungal immunopathogenesis pathways to be divergently augmented with female survival but
418 not in males. However, among males, low levels of the neutrophil-activating chemokines IL-8 and the
419 pleiotropic cytokine, IL-15 potentially fashion antifungal regulation neuroimmune milieu, distinctively
420 expressed with improved male survival but not in females. Increased expression of IL-10 and PD-L1
421 regulatory mechanisms accompany improved survival in both genders identifying common features of
422 a successful CSF profile. The elevated induction of CCL11, CXCL10, IL-17A, and IL-12p70
423 neuroimmune cytokine signature by female intragender-specific survival in the CSF and their strong
424 positive correlation to IL-10 and PD-L1 highlight the interdependence of these responses in shaping
425 immune homeostasis and survival associated-neuroimmune modulating milieu. These key
426 observations reveal promising signals to consider the impact of more robust responses in females,

CSF divergent-neuroimmune signatures by intragender-specific survival

427 particularly T cell-dependent (CXCL10, Th1/Th17 cytokines), and lower myeloid responses in males
428 (e.g., IL-15 and IL-8) and their regulators in controlling outcomes. This data point to the potential
429 neuroimmune mechanistic targets which could be modified to improve treatment and clinical outcomes
430 in those with reversible deaths with immune-based combination antifungal therapy.

431 **6 LIMITATIONS**

432 One limitation is that the cross-sectional, exploratory study design generated data could not
433 explain marker and clinical variations after the baseline and prior to death outcome or censor, which
434 might be key to explaining the factors that underlie the observed gender-survival subjective
435 mechanisms. The differential of myeloid vs. lymphoid white cells in the CSF compartment was largely
436 unavailable. The limitations of our interpretations of the baseline cross-sectional findings could be
437 enhanced with longitudinal data to appropriately capture and model changes in the immune profile
438 from diagnosis to eventual survival or death.

439 **7 CONFLICT OF INTEREST**

440 The authors conformed to the International Committee of Medical Journal Editors (ICMJE)
441 article publication criteria. The authors declared no conflict of interest. Study participants or funders
442 had no role in the design, data curation, or intention to publish. Part of this work was presented in an
443 accepted abstract and poster at the Conference on Retroviruses and Opportunistic Infections (CROI) at
444 Seattle Convention Center, Seattle, Washington, 19-22 February 2023 and was published online on
445 CROI website ⁹⁶. SO was a doctoral fellow and the examined thesis abstract was published online by
446 the Makerere University Online Library as a requirement degree award ⁹⁷.

447 **8 AUTHOR CONTRIBUTION**

448 SO, EO, DBM, ENJ, YCM, DRB, JR, OJ, HK, BB, and FB, conceptualized the study, framed
449 the hypothesis, and edited the manuscript. SO, YCM, DRB, JR, DBM, and ENJ sourced for funding,
450 designed experiments, guided data analysis, and drafted the manuscript. SO, performed statistical data
451 analysis, compiled the results, put together the first drafted manuscript, and managed the review and
452 publication process. The authors read and approved the final version of the manuscript for online
453 publication.

454 **9 FUNDING**

455 This work was supported in part by funding from the National Institutes of Health and the
456 National Institute of Allergy and Infectious Diseases R01 AI078934, U01 AI089244, R21 NS065713,
457 R01 AI108479, and T32 AI055433 grants to DBM and DRB; R01 AI108479 grant to JR and R01
458 AI108479 funding to ENJ. National Institute of Neurologic Diseases and Stroke R01 NS086312, R25
459 TW009345, and K24 AI096925 grant to JR. Fogarty International Center D43 TW009771 grant to
460 YCM and R01 NS086312 grant to RJ. GlaxoSmithKline Trust in Science Africa grant COL 100044928
461 grant to SO. DELTAS Africa Initiative DEL-15-011 grant to THriVE-2, DBM. Wellcome Trust grants
462 107742/Z/15/Z grant to DBM. Veterans Affairs Research Service I01CX001464 grant to ENJ. The
463 Wellcome Trust Training Health Researchers into Vocational Excellence (THriVE) in East Africa,
464 087540 grant to DBM. United Kingdom Medical Research Council/Wellcome Trust/Department for
465 International Development (MRC MR/M007413/1 grant to JR and the Grand Challenges Canada S4-
466 0296-01 grant to JR. Funding agencies had no role in study design, data collection, data analysis plan,
467 preparation of the manuscript, or in the decision to publish.

468 **10 ACKNOWLEDGEMENTS**

469 We appreciate the study participants for their involvement in the parent study. We thank the
470 ASTRO trial team for the clinical management of patients and for data collection including Abdu
471 Musubire, Lilian Tugume, Jane Francis Ndyetukira, Cynthia Ahimbisibwe, Florence Kugonza, Alisat
472 Sadiq, Radha Rajasingham, Catherine Nanteza, Kiiza Tadeo Kandole, and Darlisha Williams, Edward
473 Mpoza, Fiona Cresswell, Andrew Akampurira, Apio Alison, Caleb Skipper, Kenneth Ssebambulidde,
474 and Mahsa Abassi. We thank the institutional contribution from Infectious Diseases Institute from
475 Bosco Kafufu, Andrew Kambugu. We thank the PhD program mentorship support received from;
476 Infectious Diseases Institute Capacity Building Unit especially from Barbara D. Castelnuovo, Aidah
477 Nanvuma, Stephen Okoboi, and the Statistics unit, especially from Agnes Kiragga. John Hopkins
478 University, School of Medicine and Bloomberg School of Public Health, Department of Molecular
479 Microbiology, and Immunology, especially from Robert R. Bollinger and Arturo Casadevall.
480 University of Colorado, Denver, Anschutz Medical Campus Aurora, Division of Infectious Disease,
481 Department of Medicine and Veteran Affairs Research Services especially from Brent Palmer, Tina
482 Powell, and Jeremy Rakhola. We thank the statistical data analysis mentorship received from the
483 University of Minnesota, especially from Ananta S. Bangdiwala and Kathy Hullsiek Huppler.

484 **11 ETHICAL CONSIDERATIONS**

485 Participants provided prospective informed written and signed consent and storage consent for
486 specimen use in future studies. Makerere University Higher Degrees Research and Ethics Committee
487 of the School of Biomedical Sciences granted a waiver of informed consent and ethical approvals to
488 analyze the data. The protocol was registered and approved by the National Council of Science and
489 Technology. The parent clinical trial was approved by the National Drug Authority and by the Uganda
490 National Council for Science and Technology. The patient's identifiers were alphanumeric coded and
491 could not identify those patients during the data search.

492 **12 CONTRIBUTIONS TO THE FIELD**

493 The study involved a large sample size with equal ratios between comparative variables that
494 give strong confidence to weighted treatment outcome predictors of HIV-associated cryptococcal
495 meningitis. We discovered the critical role of biological gender in the assessment of survival among
496 patients with HIV-associated cryptococcal meningitis with discrepant bias in women's poor survival.
497 And that immune response differs within gender-specific survival. Together we highlighted the
498 potential role of neuroimmune mechanisms in contributing to the differences in biological gender in
499 survival. The observed immune mechanism illustrates the potential ability of the underlying stimulus
500 in advancing immune-based treatment to work in synergy to improve the efficacy of antifungal drugs
501 to improve survival among preventable deaths.

502 Interim, we propose close immune monitoring of CCL11/Eotaxin, CXCL10/IP-10, IL-12p70,
503 and IL-17A as key indicators of the beneficial Th1 neuroinflammatory cytokine milieu among HIV
504 and cryptococcal meningitis diagnosed women. We recommended mechanisms to augment
505 CCL11/Eotaxin, CXCL10/IP-10, IL-12p70, and IL-17A cytokine deficient among women in addition
506 to interventions to holistically refurbish the dysregulated or exhausted immune response among those
507 co-infected in an attempt to significantly improve women's survival outcome. We propose close
508 monitoring of IL-15, IL-8/CXCL8 together with IL-10 and PD-L1/B7-H1 dysregulation as key
509 indicators of men's poor survival leading pathway. We recommend mechanisms to restore IL-15 and
510 IL-8/CXCL8, IL-10, and PD-L1/B7-H1 checkpoint responses to improve men's survival outcomes. It
511 is plausible that switching the CCL11/Eotaxin and CXCL10/IP-10 chemokine balance in later stages

CSF divergent-neuroimmune signatures by intragender-specific survival

512 of disease progression to a potentially myeloid pathway can lead to a significant self-reliant neuro-
513 injury inflicting pathway leading to poor survival outcomes.

514 13 REFERENCES

- 515 1. Wake RM, Govender NP, Omar T, et al. Cryptococcal-related mortality despite fluconazole
516 preemptive treatment in a cryptococcal antigen screen-and-treat program. *Clinical Infectious*
517 *Diseases*. 2020;70(8):1683-1690. doi:10.1093/cid/ciz485
- 518 2. Rhein J, Huppler Hullsiek K, Tugume L, et al. Adjunctive sertraline for HIV-associated
519 cryptococcal meningitis: a randomised, placebo-controlled, double-blind phase 3 trial. *The Lancet*
520 *Infectious diseases*. 2019;19(8):843-851. doi:10.1016/S1473-3099(19)30127-6
- 521 3. Hakyemez IN, Erdem H, Beraud G, et al. Prediction of unfavorable outcomes in cryptococcal
522 meningitis: results of the multicenter Infectious Diseases International Research Initiative (ID-
523 IRI) cryptococcal meningitis study. *European Journal of Clinical Microbiology and Infectious*
524 *Diseases*. 2018;37(7):1231-1240. doi:10.1007/s10096-017-3142-1
- 525 4. Tenforde MW, Jarvis JN. HIV-associated cryptococcal meningitis: ongoing challenges and new
526 opportunities. *The Lancet Infectious Diseases*. 2019;19(8):793-794. doi:10.1016/S1473-
527 3099(19)30295-6
- 528 5. Stott KE, Loyse A, Jarvis JN, et al. Cryptococcal meningoencephalitis: time for action. *The Lancet*
529 *Infectious Diseases*. 2021;21(9):e259-e271. doi:10.1016/S1473-3099(20)30771-4
- 530 6. Boulware DR, von Hohenberg M, Rolfes MA, et al. Human immune response varies by the degree
531 of relative cryptococcal antigen shedding. *Open Forum Infectious Diseases*. 2016;3(1):1-7.
532 doi:10.1093/ofid/ofv194
- 533 7. Stadelman AM, Ssebambulidde K, Tugume L, et al. Impact of biological sex on cryptococcal
534 meningitis mortality in Uganda and South Africa. *Medical Mycology*. 2021;59(7):712-719.
535 doi:10.1093/mmy/myaa108
- 536 8. Rajasingham R, Smith RM, Park BJ, et al. Global burden of disease of HIV-associated
537 cryptococcal meningitis: an updated analysis. *The Lancet Infectious diseases*. 2017;17(8):873-
538 881. doi:10.1016/S1473-3099(17)30243-8
- 539 9. Boulware DR, Meya DB, Muzoora C, et al. Timing of Antiretroviral Therapy after Diagnosis of
540 Cryptococcal Meningitis. *New England Journal of Medicine*. 2014;370(26):2487-2498.
541 doi:10.1056/nejmoa1312884
- 542 10. Kambugu A, Meya DB, Rhein J, et al. Outcomes of cryptococcal meningitis in Uganda before
543 and after the availability of highly active antiretroviral therapy. *Clinical Infectious Diseases*.
544 2008;46(11):1694-1701. doi:10.1086/587667
- 545 11. Casadevall A, Pirofski L. The damage-response framework of microbial pathogenesis.
546 *Nature reviews Microbiology*. 2003;1(1):17-24. doi:10.1038/nrmicro732

CSF divergent-neuroimmune signatures by intragender-specific survival

- 547 12. Casadevall A, Pirofski LA. Host-pathogen interactions: Basic concepts of microbial
548 commensalism, colonization, infection, and disease. *Infection and Immunity*. 2000;68(12):6511-
549 6518. doi:10.1128/IAI.68.12.6511-6518.2000
- 550 13. Nielsen K, Cox GM, Litvintseva AP, et al. Cryptococcus neoformans α strains preferentially
551 disseminate to the central nervous system during coinfection. *Infection and Immunity*.
552 2005;73(8):4922-4933. doi:10.1128/IAI.73.8.4922-4933.2005
- 553 14. Santiago-Tirado FH, Onken MD, Cooper JA, Klein RS, Doering TL. Trojan horse transit
554 contributes to blood-brain barrier crossing of a eukaryotic pathogen. *mBio*. 2017;8(1).
555 doi:10.1128/mBio.02183-16
- 556 15. Okurut S, Boulware DR, Olobo J, Meya DB. Landmark clinical observations and
557 immunopathogenesis pathways linked to HIV and Cryptococcus fatal central nervous system co-
558 infection. *Mycoses*. 2020;63(8):840-853. doi:10.1111/myc.13122
- 559 16. Elsegeiny W, Marr KA, Williamson PR. Immunology of Cryptococcal Infections: Developing a
560 Rational Approach to Patient Therapy. *Frontiers in immunology*. 2018;9:651.
561 doi:10.3389/fimmu.2018.00651
- 562 17. Chang CC, Omarjee S, Lim A, et al. Chemokine levels and chemokine receptor expression in the
563 blood and the cerebrospinal fluid of HIV-infected patients with cryptococcal meningitis and
564 cryptococcosis- Associated immune reconstitution inflammatory syndrome. *Journal of Infectious
565 Diseases*. 2013;208(10):1604-1612. doi:10.1093/infdis/jit388
- 566 18. Perera PY, Lichy JH, Waldmann TA, Perera LP. The role of interleukin-15 in inflammation and
567 immune responses to infection: Implications for its therapeutic use. *Microbes and Infection*.
568 2012;14(3):247-261. doi:10.1016/j.micinf.2011.10.006
- 569 19. Meya DB, Okurut S, Zziwa G, et al. Cellular immune activation in cerebrospinal fluid from
570 ugandans with cryptococcal meningitis and immune reconstitution inflammatory syndrome.
571 *Journal of Infectious Diseases*. 2015;211(10):1597-1606. doi:10.1093/infdis/jiu664
- 572 20. Okurut S, Meya DB, Bwanga F, et al. B cell Compartmentalization in Blood and Cerebrospinal
573 Fluid of HIV-Infected Ugandans with Cryptococcal Meningitis. Noverr MC, ed. *Infection and
574 Immunity*. 2020;88(3):1-14. doi:10.1128/IAI.00779-19
- 575 21. Esher SK, Zaragoza O, Alspaugh JA. Cryptococcal pathogenic mechanisms: A dangerous trip
576 from the environment to the brain. *Memorias do Instituto Oswaldo Cruz*. 2018;113(7):1-15.
577 doi:10.1590/0074-02760180057
- 578 22. Mora DJ, Fortunato LR, Andrade-Silva LE, et al. Cytokine profiles at admission can be related
579 to outcome in AIDS patients with cryptococcal meningitis. *PLoS ONE*. 2015;10(3):1-17.
580 doi:10.1371/journal.pone.0120297
- 581 23. Xu XG, Pan WH, Bi XL, et al. Comparison of clinical features in patients with persistent and
582 nonpersistent cryptococcal meningitis: Twelve years of clinical experience in four centers in
583 china. *CNS Neuroscience and Therapeutics*. 2013;19(8):625-631. doi:10.1111/cns.12135

CSF divergent-neuroimmune signatures by intragender-specific survival

- 584 24. Rhein J, Hullsiek KH, Tugume L, et al. HHS Public Access. 2020;19(8):843-851.
585 doi:10.1016/S1473-3099(19)30127-6.Adjunctive
- 586 25. Rolfes MA, Hullsiek KH, Rhein J, et al. The effect of therapeutic lumbar punctures on acute
587 mortality from cryptococcal meningitis. *Clinical Infectious Diseases*. 2014;59(11):1607-1614.
588 doi:10.1093/cid/ciu596
- 589 26. Jarvis JN, Bicanic T, Loyse A, et al. Determinants of mortality in a combined cohort of 501
590 patients with HIV-associated cryptococcal meningitis: Implications for improving outcomes.
591 *Clinical Infectious Diseases*. 2014;58(5):736-745. doi:10.1093/cid/cit794
- 592 27. Lawrence DS, Leeme T, Mosepele M, Harrison TS, Seeley J, Jarvis JN. Equity in clinical trials
593 for hiv-associated cryptococcal meningitis: A systematic review of global representation and
594 inclusion of patients and researchers. *PLoS Neglected Tropical Diseases*. 2021;15(5):1-19.
595 doi:10.1371/journal.pntd.0009376
- 596 28. Pappas PG, Bustamante B, Ticona E, et al. Recombinant Interferon- γ 1b as Adjunctive Therapy
597 for AIDS-Related Acute Cryptococcal Meningitis. *The Journal of Infectious Diseases*.
598 2004;189(12):2185-2191. doi:10.1086/420829
- 599 29. Boulware DR, Bonham SC, Meya DB, et al. Paucity of initial cerebrospinal fluid inflammation
600 in cryptococcal meningitis is associated with subsequent immune reconstitution inflammatory
601 syndrome. *The Journal of infectious diseases*. 2010;202(6):962-970. doi:10.1086/655785
- 602 30. Rajasingham R, Rhein J, Klammer K, et al. Epidemiology of meningitis in an HIV-infected
603 Ugandan cohort. *American Journal of Tropical Medicine and Hygiene*. 2015;92(2):274-279.
604 doi:10.4269/ajtmh.14-0452
- 605 31. George IA, Santos CAQQ, Olsen MA, Powderly WG. Epidemiology of cryptococcosis and
606 cryptococcal meningitis in a large retrospective cohort of patients after solid organ
607 transplantation. *Open Forum Infectious Diseases*. 2017;4(1):1-7. doi:10.1093/ofid/ofx004
- 608 32. Rhein J, Morawski BM, Hullsiek KH, et al. Associated Cryptococcal Meningitis: an open-label
609 dose-ranging study. *Lancet Infect Dis*. 2017;16(7):809-818. doi:10.1016/S1473-3099(16)00074-
610 8.Efficacy
- 611 33. Kashef Hamadani BH, Franco-Paredes C, McCollister B, Shapiro L, Beckham JD, Henao-
612 Martínez AF. Cryptococcosis and cryptococcal meningitis: New predictors and clinical outcomes
613 at a United States academic medical centre. *Mycoses*. 2018;61(5):314-320.
614 doi:10.1111/myc.12742
- 615 34. Meya DB, Kiragga AN, Nalintya E, ... Reflexive laboratory-based cryptococcal antigen screening
616 and preemptive fluconazole therapy for cryptococcal antigenemia in HIV-infected individuals
617 with *Journal of acquired* 2019;80(2):182-189.
- 618 35. Pastick KA, Bangdiwala AS, Abassi M, et al. Seizures in Human Immunodeficiency Virus-
619 Associated Cryptococcal Meningitis: Predictors and Outcomes. *Open Forum Infectious Diseases*.
620 2019;6(11):1-7. doi:10.1093/ofid/ofz478

CSF divergent-neuroimmune signatures by intragender-specific survival

- 621 36. Lakoh S, Rickman H, Sesay M, et al. Prevalence and mortality of cryptococcal disease in adults
622 with advanced HIV in an urban tertiary hospital in Sierra Leone: A prospective study. *BMC*
623 *Infectious Diseases*. 2020;20(1):1-7. doi:10.1186/s12879-020-4862-x
- 624 37. Marr KA, Sun Y, Spec A, et al. A multicenter, longitudinal cohort study of cryptococcosis in
625 human immunodeficiency virus-negative people in the United States. *Clinical Infectious*
626 *Diseases*. 2020;70(2):252-261. doi:10.1093/cid/ciz193
- 627 38. Lee WJ, Ryu YJ, Moon J, et al. Enlarged periventricular space and periventricular lesion
628 extension on baseline brain MRI predicts poor neurological outcomes in cryptococcus
629 meningoencephalitis. *Scientific Reports*. 2021;11(1):1-11. doi:10.1038/s41598-021-85998-6
- 630 39. Kalata N, Ellis J, Kanyama C, et al. Short-term Mortality outcomes of HIV-Associated
631 cryptococcal meningitis in antiretroviral therapy-naïve and -experienced patients in sub-saharan
632 Africa. *Open Forum Infectious Diseases*. 2021;8(10):1-5. doi:10.1093/ofid/ofab397
- 633 40. Mansoor A e.Rehman, Thompson J, Sarwari AR. Delays in lumbar puncture are independently
634 associated with mortality in cryptococcal meningitis: a nationwide study. *Infectious Diseases*.
635 2021;53(5):361-369. doi:10.1080/23744235.2021.1889656
- 636 41. Deiss R, Loreti CV, Gutierrez AG, et al. High burden of cryptococcal antigenemia and meningitis
637 among patients presenting at an emergency department in Maputo, Mozambique. *PLoS ONE*.
638 2021;16(4 April):1-11. doi:10.1371/journal.pone.0250195
- 639 42. Zhao T, Xu XL, Nie JM, et al. Establishment of a novel scoring model for mortality risk prediction
640 in HIV-infected patients with cryptococcal meningitis. *BMC Infectious Diseases*. 2021;21(1):1-
641 10. doi:10.1186/s12879-021-06417-9
- 642 43. Jarvis JN, Lawrence DS, Meya DB, et al. Single-Dose Liposomal Amphotericin B Treatment for
643 Cryptococcal Meningitis. *New England Journal of Medicine*. 2022;386(12):1109-1120.
644 doi:10.1056/nejmoa2111904
- 645 44. Baldassarre R, Mdodo R, Omonge E, et al. Mortality after clinical management of aids-associated
646 cryptococcal meningitis in Kenya. *East African Medical Journal*. 2014;91(5):145-151.
- 647 45. Furman D, Hejblum BP, Simon N, et al. Systems analysis of sex differences reveals an
648 immunosuppressive role for testosterone in the response to influenza vaccination. *Proceedings of*
649 *the National Academy of Sciences of the United States of America*. 2014;111(2):869-874.
650 doi:10.1073/pnas.1321060111
- 651 46. Fink AL, Engle K, Ursin RL, Tang WY, Klein SL. Biological sex affects vaccine efficacy and
652 protection against influenza in mice. *Proceedings of the National Academy of Sciences of the*
653 *United States of America*. 2018;115(49):12477-12482. doi:10.1073/pnas.1805268115
- 654 47. Garelnabi M, Taylor-Smith LM, Bielska E, Hall RA, Stones D, May RC. Quantifying donor-to-
655 donor variation in macrophage responses to the human fungal pathogen *Cryptococcus*
656 *neoformans*. *PLoS ONE*. 2018;13(3):1-12. doi:10.1371/journal.pone.0194615

CSF divergent-neuroimmune signatures by intragender-specific survival

- 657 48. Rhein J, Morawski BM, Hullsiek KH, et al. Efficacy of adjunctive sertraline for the treatment of
658 HIV-associated cryptococcal meningitis: an open-label dose-ranging study. *The Lancet Infectious*
659 *diseases*. 2016;16(7):809-818. doi:10.1016/S1473-3099(16)00074-8
- 660 49. Vidal JE, Toniolo C, Paulino A, et al. Performance of cryptococcal antigen lateral flow assay in
661 serum, cerebrospinal fluid, whole blood, and urine in HIV-infected patients with culture-proven
662 cryptococcal meningitis admitted at a Brazilian referral center. *Revista do Instituto de Medicina*
663 *Tropical de Sao Paulo*. 2018;60:e1-e1. doi:10.1590/s1678-9946201860001
- 664 50. Rajasingham R, Wake RM, Beyene T, Katende A, Letang E, Boulware DR. Cryptococcal
665 Meningitis Diagnostics and Screening in the Era of Point-of-Care Laboratory Testing. *Journal of*
666 *clinical microbiology*. 2019;57(1):e01238-18. doi:10.1128/JCM.01238-18
- 667 51. Vazirinejad R, Ahmadi Z, Arababadi MK, Hassanshahi G, Kennedy D. The biological functions,
668 structure and sources of CXCL10 and its outstanding part in the pathophysiology of multiple
669 sclerosis. *NeuroImmunoModulation*. 2014;21(6):322-330. doi:10.1159/000357780
- 670 52. Michlmayr D, McKimmie CS. Role of CXCL10 in central nervous system inflammation.
671 *International Journal of Interferon, Cytokine and Mediator Research*. 2014;6(1):1-18.
672 doi:10.2147/IJICMR.S35953
- 673 53. Teixeira AL, Gama CS, Rocha NP, Teixeira MM. Revisiting the role of eotaxin-1/CCL11 in
674 psychiatric disorders. *Frontiers in Psychiatry*. 2018;9(JUN):1-6. doi:10.3389/fpsy.2018.00241
- 675 54. Parajuli B, Horiuchi H, Mizuno T, Takeuchi H, Suzumura A. CCL11 enhances excitotoxic
676 neuronal death by producing reactive oxygen species in microglia. *Glia*. 2015;63(12):2274-2284.
677 doi:10.1002/glia.22892
- 678 55. Mamik MK, Ghorpade A. Chemokine CXCL8 promotes HIV-1 replication in human monocyte-
679 derived macrophages and primary microglia via nuclear factor- κ B pathway. *PLoS ONE*.
680 2014;9(3):1-13. doi:10.1371/journal.pone.0092145
- 681 56. Chauhan P, Lokensgard JR. Glial cell expression of PD-L1. *International Journal of Molecular*
682 *Sciences*. 2019;20(7):1-12. doi:10.3390/ijms20071677
- 683 57. Burmeister AR, Marriott I. The interleukin-10 family of cytokines and their role in the CNS.
684 *Frontiers in Cellular Neuroscience*. 2018;12(November):1-13. doi:10.3389/fncel.2018.00458
- 685 58. Ringnér M. What is principal component analysis? *Nature Biotechnology*. 2008;26(3):303-304.
686 doi:10.1038/nbt0308-303
- 687 59. Giuliani A. The application of principal component analysis to drug discovery and biomedical
688 data. *Drug Discovery Today*. 2017;22(7):1069-1076. doi:10.1016/j.drudis.2017.01.005
- 689 60. Scriven JE, Graham LM, Schutz C, et al. A glucuronoxylomannan-associated immune signature,
690 characterized by monocyte deactivation and an increased interleukin 10 level, is a predictor of
691 death in cryptococcal meningitis. *Journal of Infectious Diseases*. 2016;213(11):1725-1734.
692 doi:10.1093/infdis/jiw007

CSF divergent-neuroimmune signatures by intragender-specific survival

- 693 61. Gerstein AC, Jackson KM, McDonald TR, et al. Identification of pathogen genomic differences
694 that impact human immune response and disease during cryptococcus neoformans infection.
695 *mBio*. 2019;10(4):1-22. doi:10.1128/mBio.01440-19
- 696 62. Traino K, Snow J, Ham L, et al. HIV-Negative Cryptococcal Meningoencephalitis Results in a
697 Persistent Frontal-Subcortical Syndrome. *Scientific Reports*. 2019;9(1):1-9. doi:10.1038/s41598-
698 019-54876-7
- 699 63. Vanherp L, Poelmans J, Weerasekera A, et al. Trehalose as quantitative biomarker for in vivo
700 diagnosis and treatment follow-up in cryptococcomas. *Translational research : the journal of*
701 *laboratory and clinical medicine*. 2021;230:111-122. doi:10.1016/j.trsl.2020.11.001
- 702 64. Leite AGB, Vidal JE, Bonasser Filho F, Nogueira RS, Oliveira ACP de. Cerebral infarction
703 related to cryptococcal meningitis in an HIV-infected patient: case report and literature review.
704 *The Brazilian journal of infectious diseases : an official publication of the Brazilian Society of*
705 *Infectious Diseases*. 2004;8(2):175-179. doi:10.1590/S1413-86702004000200008
- 706 65. Orsini J, Blaak C, Mahmoud D, Young-Gwang J. Massive cerebral edema resulting in brain death
707 as a complication of cryptococcus neoformans meningitis. *Journal of Community Hospital*
708 *Internal Medicine Perspectives*. 2015;5(1):3-6. doi:10.3402/jchimp.v5.26098
- 709 66. Jarvis JN, Meintjes G, Bicanic T, et al. Cerebrospinal Fluid Cytokine Profiles Predict Risk of
710 Early Mortality and Immune Reconstitution Inflammatory Syndrome in HIV-Associated
711 Cryptococcal Meningitis. *PLoS Pathogens*. 2015;11(4):1-17. doi:10.1371/journal.ppat.1004754
- 712 67. Jarvis JN, Casazza JP, Stone HH, et al. The phenotype of the cryptococcus-specific CD4+
713 memory T-cell response is associated with disease severity and outcome in HIV-associated
714 cryptococcal meningitis. *Journal of Infectious Diseases*. 2013;207(12):1817-1828.
715 doi:10.1093/infdis/jit099
- 716 68. Qiao X, Zhang W, Zhao W. Role of CXCL10 in Spinal Cord Injury. *Int J Med Sci*.
717 2022;19(14):2058-2070. doi:10.7150/ijms.76694
- 718 69. Teixeira AL, Gama CS, Rocha NP, Teixeira MM. Revisiting the Role of Eotaxin-1/CCL11 in
719 Psychiatric Disorders. *Front Psychiatry*. 2018;9:241. doi:10.3389/fpsy.2018.00241
- 720 70. Okafor EC, Hullsiek KH, Williams DA, et al. Correlation between blood and CSF compartment
721 cytokines and chemokines in subjects with cryptococcal meningitis. *Mediators of Inflammation*.
722 2020;2020. doi:10.1155/2020/8818044
- 723 71. Boulware DR, Meya DB, Bergemann TL, et al. Clinical features and serum biomarkers in HIV
724 immune reconstitution inflammatory syndrome after cryptococcal meningitis: A prospective
725 cohort study. *PLoS Medicine*. 2010;7(12):1-14. doi:10.1371/journal.pmed.1000384
- 726 72. Lobo-Silva D, Carriche GM, Castro AG, Roque S, Saraiva M. Balancing the immune response in
727 the brain: IL-10 and its regulation. *Journal of Neuroinflammation*. 2016;13(1):1-10.
728 doi:10.1186/s12974-016-0763-8
- 729 73. Wake RM, Govender NP, Omar T, et al. Cryptococcal-related mortality despite fluconazole pre-
730 emptive treatment in a cryptococcal antigen (CrAg) screen-and-treat programme. *Clinical*

CSF divergent-neuroimmune signatures by intragender-specific survival

- 731 *infectious diseases: an official publication of the Infectious Diseases Society of America.*
732 Published online June 2019. doi:10.1093/cid/ciz485
- 733 74. Meya D, Okurut S, Zziwa G, et al. Monocyte Phenotype and IFN- γ -Inducible Cytokine Responses
734 Are Associated with Cryptococcal Immune Reconstitution Inflammatory Syndrome. *Journal of*
735 *Fungi*. 2017;3(2):28. doi:10.3390/jof3020028
- 736 75. Meya DB, Okurut S, Zziwa G, Cose S, Boulware DR, Janoff EN. HIV-Associated Cryptococcal
737 Immune Reconstitution Inflammatory Syndrome Is Associated with Aberrant T Cell Function
738 and Increased Cytokine Responses. *Journal of fungi (Basel, Switzerland)*. 2019;5(2):42.
739 doi:10.3390/jof5020042
- 740 76. Bickel M. The role of interleukin-8 in inflammation and mechanisms of regulation. *Journal of*
741 *periodontology*. 1993;64(5 Suppl):456-460.
- 742 77. Ehrlich LC, Hu S, Sheng WS, et al. Cytokine regulation of human microglial cell IL-8 production.
743 *Journal of immunology (Baltimore, Md : 1950)*. 1998;160(4):1944-1948.
- 744 78. Rosales C. Neutrophil: A cell with many roles in inflammation or several cell types? *Frontiers in*
745 *Physiology*. 2018;9(FEB):1-17. doi:10.3389/fphys.2018.00113
- 746 79. Guimarães-Costa AB, Nascimento MTC, Wardini AB, Pinto-Da-Silva LH, Saraiva EM. ETosis:
747 A microbicidal mechanism beyond cell death. *Journal of Parasitology Research*.
748 2012;2012(Table 1). doi:10.1155/2012/929743
- 749 80. Musubire AK, Meya DB, Rhein J, et al. Blood neutrophil counts in HIV-infected patients with
750 cryptococcal meningitis: Association with mortality. *PloS one*. 2018;13(12):e0209337-e0209337.
751 doi:10.1371/journal.pone.0209337
- 752 81. Grahl N, Shepardson KM, Chung D, Cramer RA. Hypoxia and fungal pathogenesis: To air or not
753 to air? *Eukaryotic Cell*. 2012;11(5):560-570. doi:10.1128/EC.00031-12
- 754 82. Diehl JW, Hullsiek KH, Okirwoth M, et al. Cerebral Oximetry for Detecting High-mortality Risk
755 Patients with Cryptococcal Meningitis. Published online 2017:1-7. doi:10.1093/ofid/ofy105
- 756 83. Shimoda Y, Ohtomo S, Arai H, Ohtoh T, Tominaga T. Subarachnoid small vein occlusion due to
757 inflammatory fibrosis—a possible mechanism for cerebellar infarction in cryptococcal
758 meningoencephalitis: a case report. *BMC Neurology*. 2017;17(1):157. doi:10.1186/s12883-017-
759 0934-y
- 760 84. Hung CW, Chang WN, Kung CT, et al. Predictors and long-term outcome of seizures in human
761 immuno-deficiency virus (HIV)-negative cryptococcal meningitis. *BMC Neurology*.
762 2014;14(1):1-8. doi:10.1186/s12883-014-0208-x
- 763 85. Saito T, Saido TC. Neuroinflammation in mouse models of Alzheimer's disease. *Clinical and*
764 *Experimental Neuroimmunology*. 2018;9(4):211-218. doi:10.1111/cen3.12475
- 765 86. Lu Y, Ma C, Chen R, et al. Development and validation of a new scoring system for the early
766 diagnosis of tuberculous meningitis in adults. *Diagnostic Microbiology and Infectious Disease*.
767 2021;101(2):115393. doi:10.1016/j.diagmicrobio.2021.115393

CSF divergent-neuroimmune signatures by intragender-specific survival

- 768 87. D’Inzeo T, Menchinelli G, De Angelis G, et al. Implementation of the eazyplex® CSF direct
769 panel assay for rapid laboratory diagnosis of bacterial meningitis: 32-month experience at a
770 tertiary care university hospital. *European Journal of Clinical Microbiology and Infectious*
771 *Diseases*. 2020;39(10):1845-1853. doi:10.1007/s10096-020-03909-5
- 772 88. Sokol CL, Luster AD. The chemokine system in innate immunity. *Cold Spring Harbor*
773 *Perspectives in Biology*. 2015;7(5):1-20. doi:10.1101/cshperspect.a016303
- 774 89. Veenstra M, León-Rivera R, Li M, Gama L, Clements JE, Berman JW. Mechanisms of CNS viral
775 seeding by HIV+ CD14+ CD16+ monocytes: Establishment and reseeding of viral reservoirs
776 contributing to HIV-associated neurocognitive disorders. *mBio*. 2017;8(5):1-15.
777 doi:10.1128/mBio.01280-17
- 778 90. Persidsky Y, Poluektova L. *Immune Privilege and HIV-1 Persistence in the CNS*. Vol 213.;
779 2006:180-194. doi:10.1111/j.1600-065X.2006.00440.x
- 780 91. Panackal AA, Wuest SC, Lin YC, et al. Paradoxical Immune Responses in Non-HIV
781 Cryptococcal Meningitis. *PLoS Pathogens*. 2015;11(5):1-27. doi:10.1371/journal.ppat.1004884
- 782 92. Kawakami K, Qureshi MH, Koguchi Y, Nakajima K, Saito A. Differential effect of *Cryptococcus*
783 *neoformans* on the production of IL-12p40 and IL-10 by murine macrophages stimulated with
784 lipopolysaccharide and gamma interferon. *FEMS Microbiology Letters*. 1999;175(1):87-94.
785 doi:10.1016/S0378-1097(99)00172-X
- 786 93. Trinchieri G. Interleukin-12 and the regulation of innate resistance and adaptive immunity. *Nature*
787 *Reviews Immunology*. 2003;3(2):133-146. doi:10.1038/nri1001
- 788 94. Kuwabara T, Ishikawa F, Kondo M, Kakiuchi T. The Role of IL-17 and Related Cytokines in
789 Inflammatory Autoimmune Diseases. *Mediators of Inflammation*. 2017;2017.
790 doi:10.1155/2017/3908061
- 791 95. Lee SC, Casadevall A, Dickson DW. Immunohistochemical localization of capsular
792 polysaccharide antigen in the central nervous system cells in cryptococcal meningoencephalitis.
793 *The American journal of pathology*. 1996;148(4):1267-1274.
- 794 96. Okurut S, Okafor E, Boulware DR, et al. Okurut, S., Okafor, E., Boulware, RD., Rhein J.,
795 Manabe, CY., Olobo OJ., Meya BD., and Janoff, NE., (2023). Divergent neuroimmune signatures
796 and HIV-associated cryptococcal meningitis survival. Abstract and poster retrieved on July 28,
797 2023 from CROI website. 489_ePoster. 2023;(2023).
798 [https://www.croiconference.org/abstract/divergent-neuroimmune-signatures-and-hiv-associated-](https://www.croiconference.org/abstract/divergent-neuroimmune-signatures-and-hiv-associated-cryptococcal-meningitis-survival/)
799 [cryptococcal-meningitis-survival/](https://www.croiconference.org/abstract/divergent-neuroimmune-signatures-and-hiv-associated-cryptococcal-meningitis-survival/)
- 800 97. Okurut, S. (2023) B cell responses, immune modulation and survival among patients with HIV-
801 associated cryptococcal meningitis. [PhD. Thesis]. [Kampala, Uganda]: Makerere University.

802

803

804

CSF divergent-neuroimmune signatures by intragender-specific survival

805 **14 TABLES**

806 **Table 1, Baseline Demographics of People With HIV-Associated cryptococcal meningitis by**
807 **Gender**

808

Variables	N	Females	N	Men	P-value
		Median (IQR) or N (%)		Median (IQR) or N (%)	
Participants, N=419, n (%)		168 (40.1)		251 (59.9)	
<u>Demographics</u>					
Age, years	167	32 (28-38)	246	35 (30-40)	0.004
Weight, Kg	155	50 (47-60)	238	54 (50-60)	0.007
On ART, n (%)	167	73 (48.7)		125 (54.3)	
Duration of ART, days	77	167 (64-1109)	135	231 (29-1095)	
<u>Signs and symptoms</u>					
Headache at presentation, n (%)	168	161 (95.8)	251	240 (95.6)	
Duration of headache, days	161	14 (7-21)	240	14 (7-30)	
Cachexia, n (%)	167	72 (43.1)	246	112 (45.5)	
Photophobia, n (%)	166	57 (34.1)	145	66 (26.8)	

CSF divergent-neuroimmune signatures by intragender-specific survival

Seizures present, n (%)	168	22 (13.1)	246	42 (17.1)	
Altered mental status, n (%)	167	56 (33.5)	246	96 (39)	
Glasgow Coma Scale <15, n (%)	166	80 (47.9)	246	115 (46.7)	
Systolic blood pressure, mmHg	166	120.0 (105.8-131.3)	242	123.0 (112.8-138.3)	0.007
Diastolic blood pressure mmHg	166	79.5 (69.0-90.0)	242	80.0 (70.0-93.0)	
<u>Blood Clinical analysis</u>					
Glucose, mmol/L	75	5.8 (4.9-6.8)	111	5.7 (4.9-6.4)	
White blood cells, x10 ⁹ /L	156	3.5 (2.7-4.9)	226	3.5 (2.5-5.1)	
CD4 T cell counts/μL	162	23 (8-58)	234	15 (5-39)	0.004
CD8 T cell counts/μL	160	334 (168-632)	230	283 (172-481)	
Hemoglobin, g/dL	156	10.8 (9.1-12)	226	12.4 (10.4-13.7)	<0.001
Platelets, x10 ⁹ /L	156	216 (144-270)	225	179 (128-245)	0.021
<u>CSF Clinical analysis</u>					
Glucose, mmol/L	55	3.3 (2.1-4.4)	78	4.6 (2.3-6)	0.033
Protein mg/dL	140	40 (23-96)	199	58 (25-113)	

CSF divergent-neuroimmune signatures by intragender-specific survival

White blood cells/ μ L	160	<5 (<5-34)	241	<5 (<5-45)
Opening pressure, mmH ₂ O	143	270 (180-424)	212	298 (220-427.5)
Cryptococcal culture, Log ₁₀ cfu/mL	152	4.9 (3.3-5.6)	223	4.7 (3.7-5.6)

809

810 Statistics: Mann-Whitney U-test, Chi-Square test. Not statistically significant variables had p-value
811 ≥ 0.05 at a 95% confidence interval. CFU - colony forming units. CSF - cerebrospinal fluid. ART –
812 antiretroviral therapy. Normal CSF proteins in adults: 15-60 mg/dL. Normal CSF glucose: 2.5 -4.4
813 mmol/L.

814

815

816

CSF divergent-neuroimmune signatures by intragender-specific survival

817 **Table 2, Differences in Baseline Immune Signature in Cerebrospinal Fluid Exudate by Gender**
 818 **Among Patients with HIV-Associated Cryptococcal Meningitis.**

819

Variables	<u>Females</u>, Median (IQR)	<u>Men</u>, Median (IQR)	P-value
Participants, N=419	168 (40.1)	251 (59.9)	
<u>Immune checkpoint inhibitor</u>			
PD-L1/B7-H1	90.0 (41.0-170.6)	112.5 (53.4-205.9)	0.028
T helper 1 cytokines			
TNF- α	37.4 (11.8-86.3)	49.2 (20.3-109.4)	0.048
IL-2	5.0 (2.1-8.8)	5.1 (2.5-9.0)	
IFN- γ	3.8 (0.4-10.3)	5.2 (0.4-12.9)	
CD40 Ligand/TNFSF5	370.2 (73.1-636.4)	411.1 (188.2-715)	
CCL11/Eotaxin	15.0 (6.2-20.7)	14.5 (7.4-20.2)	
IL-12p70	5.2 (1.4-10.0)	6.0 (1.7-10.4)	
CXCL10/IP-10	2407.0 (1038.0-3037.0)	2394.0 (1161.0-3017.0)	
<u>T helper 2 cytokine</u>			
IL-4	1.2 (0.4-2.2)	1.3 (0.5-2.3)	
IL-13	22.3 (10.9-35.4)	21.9 (10.6-35.0)	
<u>T helper 17 cytokine</u>			

CSF divergent-neuroimmune signatures by intragender-specific survival

IL-17A	1.6 (0.2-4.1)	2.3 (0.2-5.4)	
<u>T follicular helper cytokines</u>			
IL-10	213.2 (144.7-325.2)	242.8 (161.6-348.3)	
<u>Innate myeloid cytokines</u>			
IL-1RA/IL-1F3	4041.0 (1139.0-10005.0)	6142.0 (2582.0-10067.0)	0.001
IL-15	2.8 (1.8-4.6)	3.6 (2.5-5.2)	0.003
IL-8/CXCL8	346.5 (148.0-1042.0)	380.4 (135.4-1118.0)	
IL-6	142.4 (44.4-721.3)	209.3 (48.6-1344.0)	

820

821 Cerebrospinal fluid cytokine differentiation with gender: Cytokine and chemokine levels were
822 measured in picogram per milliliter (pg/mL). Statistics: Mann-Whitney U-test. The statistically similar
823 variable had a p-value ≥ 0.05 at a 95% confidence interval.

824

825

826

827

CSF divergent-neuroimmune signatures by intragender-specific survival

828 **Table 3. Univariate Difference in Baseline Levels of CSF Factors Associated with Gender**
 829 **Survival Among Patients with HIV-Associated CM.**

830

Cytokine, Pg/mL	Females Alive Median (IQR)	Females Died Median (IQR)	P-value	Males Alive Median (IQR)	Males Died Median (IQR)	P-value
N	71	79		136	94	
<u>T helper 1 cytokines</u>						
IL-2	6.0 (4.4-10.1)	4.3 (2.0-7.7)		4.5 (2.3-8.6)	5.2 (2.8-10.3)	
IFN- γ	5.2 (0.4-14.0)	2.1 (0.3-8.4)		3.8 (0.4-10.9)	6.0 (0.4-16.2)	
IL-12p70	7.6 (2.6-11.2)	3.6 (0.8-8.4)	0.018	6.0 (1.6-10.2)	6.0 (2.0-10.8)	
TNF- α	54.1 (15.8-108.5)	27.9 (8.3-69.4)	0.041	61.1 (27.4-104.0)	38.1 (15.4-115.5)	
CD40-L/ TNFSF5	428.1 (115.7-732.7)	290.4 (65.2-534.7)	0.049	433.7 (171.2-710.9)	395.2 (188.2-797.4)	
CCL11/Eotaxin	17.0 (11.4-21.6)	12.4 (3.3-18.6)	0.001	14.5 (7.2-20.1)	14.6 (9.2-20.5)	
CXCL10/-IP-10	2613.0 (2071.0-3330.0)	1590.0 (497.1-2702.0)	0.001	2515.0 (1432.0-3016.0)	2369.0 (974.1-3068.0)	
<u>T helper 2 cytokines</u>						
IL-4	1.3 (0.6-2.6)	1.1 (0.3-2.1)		1.3 (0.5-2.5)	1.6 (0.7-2.3)	
IL-13	28.7 (14.0-38.1)	20.1 (5.9-31.6)	0.041	27.6 (18.4-37.6)	20.6 (4.2-32.5)	0.001
<u>T helper 17 cytokines</u>						
IL-17A	2.8 (0.9-6.0)	0.9 (0.2-3.0)	<0.001	2.8 (0.3 - 5.9)	2.2 (0.2-5.1)	
<u>T follicular helper or immune regulatory cytokine</u>						
IL-10	241.2 (175.7-384.5)	184.1 (175.7-278.1)	0.009	267.0 (209.7-374.7)	212.4 (134.5-338.8)	0.002
<u>Innate-like cytokine</u>						
IL-1RA/IL-1F3	3830.0 (12070.0-10005.0)	3983.0 (843.1 - 10011.0)		5361.0 (2329.0-10032.0)	6201.0 (2378.0-10078.0)	
IL-6	155.7 (36.3-962.1)	123.4 (40.6-514.5)		202.4 (48.3-1267.0)	189.0 (41.6-1305.0)	
IL-8 (CXCL8)	460.0 (147.8-1042.0)	303.5 (141.6-916.4)		329.1 (162.9-938.3)	384.9 (112.4-1153.0)	
IL-15	2.8	2.7		3.2	4.0	0.002

CSF divergent-neuroimmune signatures by intragender-specific survival

	(1.8-5.3)	(1.7-4.0)	(2.3-4.6)	(2.9-5.9)
Immune checkpoint factor				
PD-L1	107.3 (44.2-174.9)	72.2 (36.0-158.5)	126.9 (67.1-192.0)	101.1 (50.5-216.6)

831

832 Cerebrospinal fluid cytokine differentiation with gender-specific survival: Statistics: Mann-Whitney
833 U-test, not statistically significant variables had a p-value ≥ 0.050 at a 95% confidence interval.

834

835

CSF divergent-neuroimmune signatures by intragender-specific survival

836 **Table 4, Baseline Independent Factors Predicting Intragender 18 Weeks Survival Among**
 837 **Patients with HIV-Associated Cryptococcal Meningitis on Antifungal Therapy.**

838

<u>Variables</u>	<u>Females</u>	<u>P-value</u>	<u>Men</u>	<u>P-value</u>
Cytokines, Log₂ (Pg/mL)	Odds ratio estimate		Odds ratio estimate	
	(95% CI for profile likelihood)		(95% CI for profile likelihood)	
Survival at 18 weeks, N (%)	71 of 150 (47.3)		136 of 230 (59.1)	0.024
N (range)/model	Survived (n=63 to n=70)		Survived (n=118 to n=131)	
	Died (n=60 to n=71)		Died (n=78 to n=91)	
<u>Model 1, survival adjusted for cytokine</u>				
CCL11/Eotaxin	0.42 (0.20-0.80)	0.014	1.65 (1.00-2.76)	
CXCL10/IP-10	0.48 (0.27-0.79)	0.006	1.03 (0.76-1.40)	
IL-8/CXCL8	0.93 (0.65-1.31)		1.38 (1.03-1.88)	0.034
IL-15	0.96 (0.57-1.62)		1.88 (1.20-3.04)	0.007
<u>Model 2, survival adjusted for age, weight, systolic blood pressure and cytokines</u>				
CCL11/Eotaxin	0.35 (0.16-0.69)	0.005	1.55 (0.94-2.60)	
CXCL10/IP-10	0.55 (0.30-0.96)	0.042	1.00 (0.73-1.37)	
IL-10	2.26 (1.00-5.11)	0.044	0.65 (0.32-1.27)	
IL-15	0.86 (0.48-1.50)		1.63 (1.03-2.64)	0.040

CSF divergent-neuroimmune signatures by intragender-specific survival

Model 3, survival adjusted for hemoglobin, platelets count, CD4 counts and cytokines

CD4 T cell counts/ μ L	0.99 (0.98-1.00)	0.039	1.00 (0.99-1.01)	
IL-2	1.94 (1.13-3.78)	0.025	0.59 (0.30-1.06)	
IL-10	2.33 (1.04-5.39)	0.038	0.73 (0.34-1.51)	
CCL11/Eotaxin	0.29 (0.12-0.63)	0.004	1.044 (0.970-1.129)	
CXCL10/IP-10	0.45 (0.25-0.76)	0.004	0.98 (0.69-1.38)	
IL-8/CXCL8	0.92 (0.64-1.32)		1.69 (1.17-2.58)	0.009
IL-15	0.81 (0.43-1.49)		1.79 (1.05-3.20)	0.041
Hemoglobin, g/dL	0.82 (0.66-1.02)		0.82 (0.70-0.94)	0.006

Model 4, survival adjusted for sodium, potassium, and cytokines

CCL11/Eotaxin	0.32 (0.12-0.70)	0.009	1.74 (1.01-3.05)	0.048
CXCL10/IP-10	0.52 (0.27-0.92)	0.033	1.10 (0.79-1.55)	
IL-8/CXCL8	0.87 (0.59-1.28)		1.41 (1.02-2.00)	0.044
IL-15	0.89 (0.48-1.66)		2.36 (1.43-4.12)	0.001
Sodium, mmol/L	0.96 (0.88-1.04)		0.87 (0.93-0.98)	0.011
Potassium, mmol/L	0.49 (0.24-0.95)	0.044	0.99 (0.62-1.59)	

839

840 Multivariate adjusted models of gender-specific associated factors (univariate gender-specific survival-
841 associated factors in Table 3), were interrogated with statistically different gender-associated

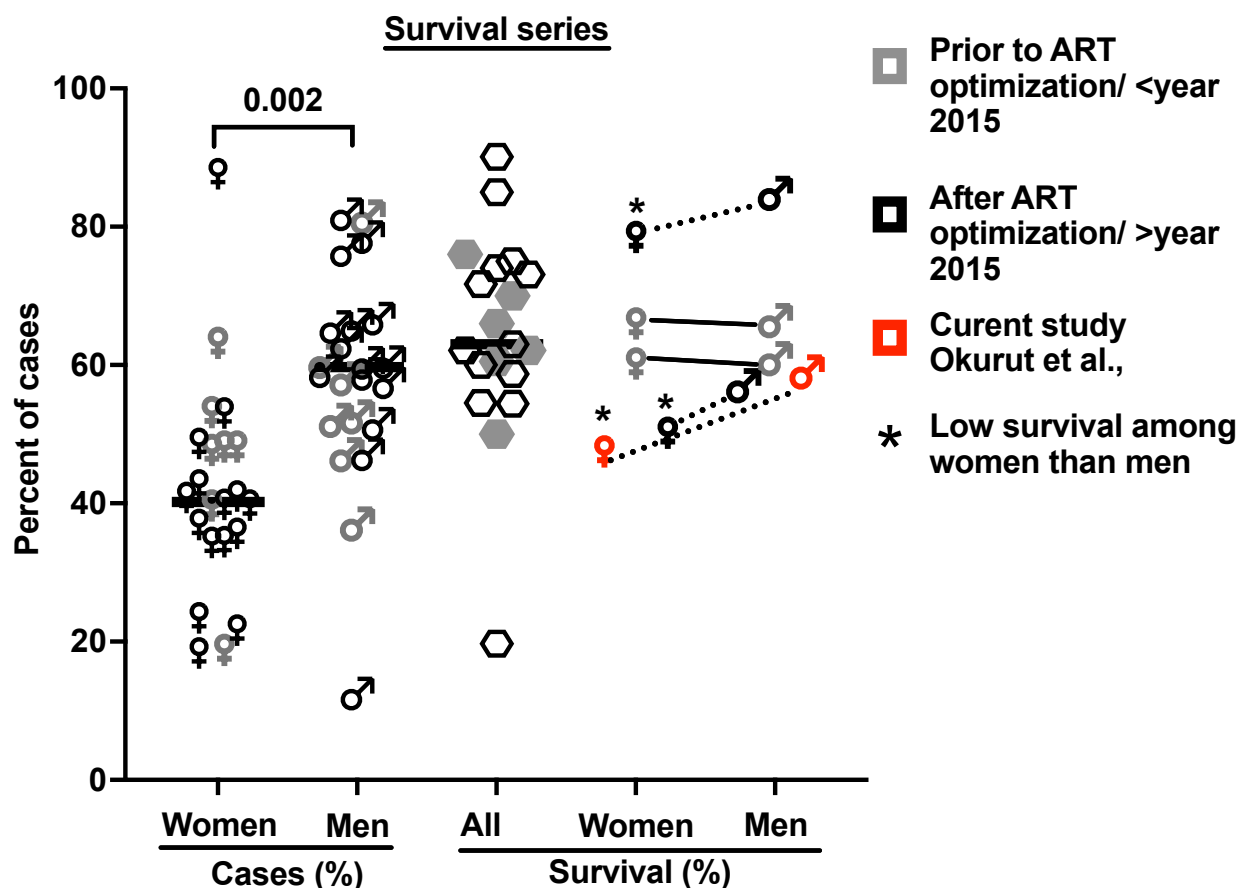
CSF divergent-neuroimmune signatures by intragender-specific survival

842 demographic variables (Table 1). Odds ratios represent the independent likelihood of survival based
843 on levels of the indicated factor with an adjusted multivariate logistic regression model. Statistic:
844 intragender (male or female) multiple logistic regression. Not statistically significant variables had
845 adjusted p-value ≥ 0.05 at a 95% confidence interval. The main effect of variables on gender survival.

CSF divergent-neuroimmune signatures by intragender-specific survival

846 15 FIGURES

847 Figure 1



848

849 **Figure 1.** The proportion of cases with HIV-associated CM by gender and of related survival by gender
850 in 21 published case series. These studies include 38,485 cases with 5,834 reported deaths, which
851 accounted for a 15.2% case fatality rate (see Supplementary Table 1 for details and references ^{7,9,19,26,28–}
852 ⁴⁴). Bars show median values. 5 studies report survival by gender (4 references and this report;
853 Supplemental Table 1).

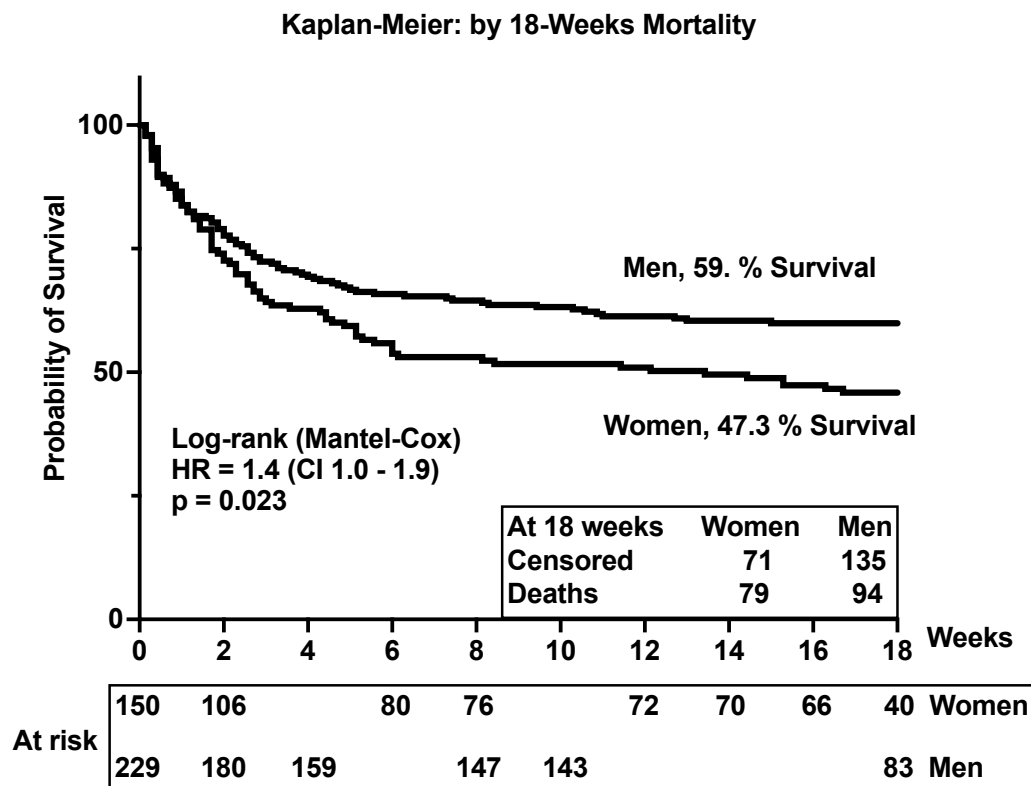
854

855

856

CSF divergent-neuroimmune signatures by intragender-specific survival

857 **Figure 2**



858

859 **Figure 2.** Survival among people with HIV-associated cryptococcal meningitis. The p-value <0.05 is
 860 statistically different.

861

862

863

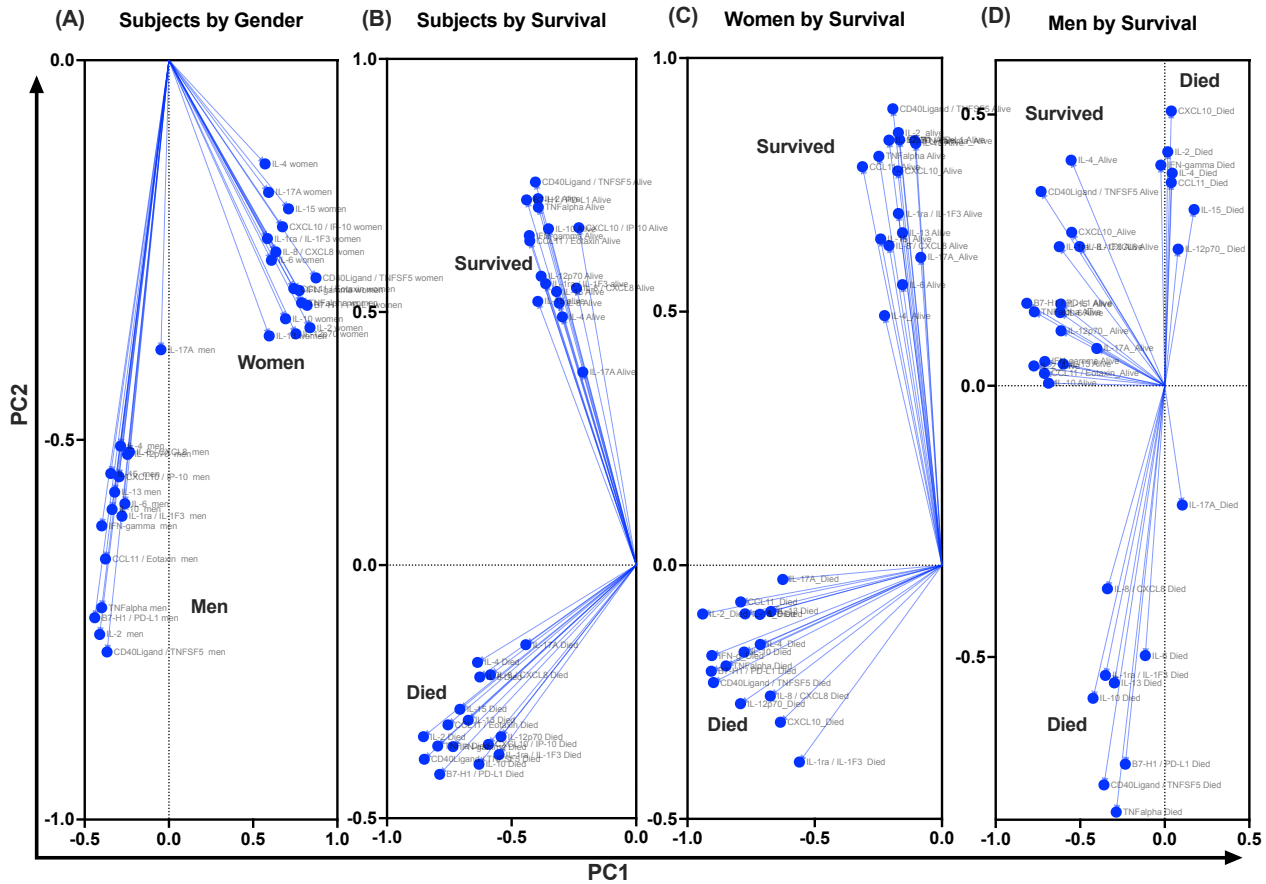
864

865

866

CSF divergent-neuroimmune signatures by intragender-specific survival

867 **Figure 3**



868

869 **Figure 3.** Projection of cytokine responses on Eigenvector correlation covariates on PC1 and PC 2
 870 (axes) using unsupervised principal component analysis. Baseline cerebrospinal fluid (CSF) immune
 871 signature among participants who were diagnosed with HIV-associated CM showed distinct clusters
 872 by gender and by survival. PC - Principal component. Dots - show individual cytokines produced
 873 among participants projected on Eigenvector correlation covariates. Variables near the center (0; zero)
 874 are uncorrelated to the model and variables further away from the center (0; zero) are strongly
 875 correlated to the model. Variables among all cytokine projected on the variety of CSF cytokine patterns
 876 among participants by host survival (Figure 3A). The CSF secreted cytokines clustering by gender
 877 (Figure 3B). Cytokine clustering by female survival (Figure 3C). Cytokine clustering by men's survival
 878 (Figure 3D).

879

880

881

882

CSF divergent-neuroimmune signatures by intragender-specific survival

Group Analyzed	Participants by gender		Participants by Survival		Females by Survival		Males by Survival	
PC summary	PC1	PC2	PC1	PC2	PC1	PC2	PC1	PC2
Eigenvalue	9.8	7.3	9.5	7.6	10.1	9.5	7.6	4.7
Proportion of variance (%)	30.6	22.7	29.7	23.9	31.7	29.7	23.9	14.6
Cumulative proportion of variance (%)	30.6	53.3	29.7	53.6	31.7	61.3	23.9	38.5

883

884 **Adjacent Table to Figure 3:** PC1 shows the highest variance of loading on a single vector. PC2 shows
 885 the cumulative variance of loading that is orthogonal to PC1 with a center 0. Yet negative variables
 886 show the presence of hidden (latent) variables that can be only determined through inference using
 887 mathematical modeling or through direct measurement alongside observed variables (those with
 888 positive variance on PCA). The great the Eigenvalues than one (1) the greater the predictability power
 889 of the variable in determining the hidden or latent variance to the outcome.

890

891

892

CSF divergent-neuroimmune signatures by intragender-specific survival

893 **1. SUPPLEMENTARY MATERIALS**

894 **Supplementary Table S1. Reported gender-Associated Survival Among People with HIV-**
 895 **Associated Cryptococcal Meningitis.**

896

Article	Number of cases	Females N (%)	Males N (%)	Total fatality N (%)	Female fatality N (%)	Male fatality N (%)
Pappas 2004 ²⁸	70	13 (18.6)	57 (81.4)			
Boulware 2010 ²⁹	170	70 (48.0)	100 (58.0)	85 (50.0) *		
Baldassarre 2014 ⁴⁴	76	30 (39.5)	46 (60.5)	30 (39.5)	12 (40.0)	18 (39.1)
Jarvis 2014 ²⁶	481	231 (48.0)	250 (52.0)	163 (34.0) #	79 (34.2)	84 (33.6)
Boulware 2014 ⁹	177	84 (47.5)	93 (52.5)	67 (37.9)		
Rajasingham 2015 ³⁰	188	100	88 (47.0)	45 (24.0) *		
Meya 2015 ¹⁹	46	25 (63.0)		14 (30.0) =		
George 2017 ³¹	158	54 (34.1)	108 (65.9)	41 (26.0) *		
Rhein 2017 ³²	172		113 (66.0)	69 (40.0)		
Kashef Hamadani 2018 ³³	55	10 (18.2)	45 (81.8)			
Meya 2019 ³⁴	3359		1522* (47.1)	949 (28.3) ^		
Pastick 2019 ³⁵	821	334 (40.7)	587 (58.7)	334 (41.3)		

CSF divergent-neuroimmune signatures by intragender-specific survival

Lakoh 2020 ³⁶	8	7	1	2 (25.0) *		
Marr 2020 ³⁷	145	50 (35.5)	95 (65.5)			
Lee 2021 ³⁸	76	28 (36.8)	48 (63.2)	10 (80.3)		
Stadelman 2021 ⁷	977	400 (40.9)	577 (59.1)	445 (45.5) #	198 (50.0)	247 (43.0)
Kalata 2021 ³⁹	678		390 (57.5)	251 (37.0) #		
Mansoor 2021 ⁴⁰	29066	6787 (23.3)	22279 (76.6)	2877 (9.9) ^a		
Deiss 2021 ⁴¹	87			33 (37.9) =		
Zhao 2021 ⁴²	386	83 (21.5)	303 (78.5)	58 (15.0) ^a	18 (21.7)	40 (15.2)
Jarvis 2022 ⁴³	814	323 (39.7)	491 (60.3)	218 (26.9) #		
Okurut (current)	380	150 (39.5)	230 (60.5)	173 (45.5)	79 (52.7)	94 (40.9)

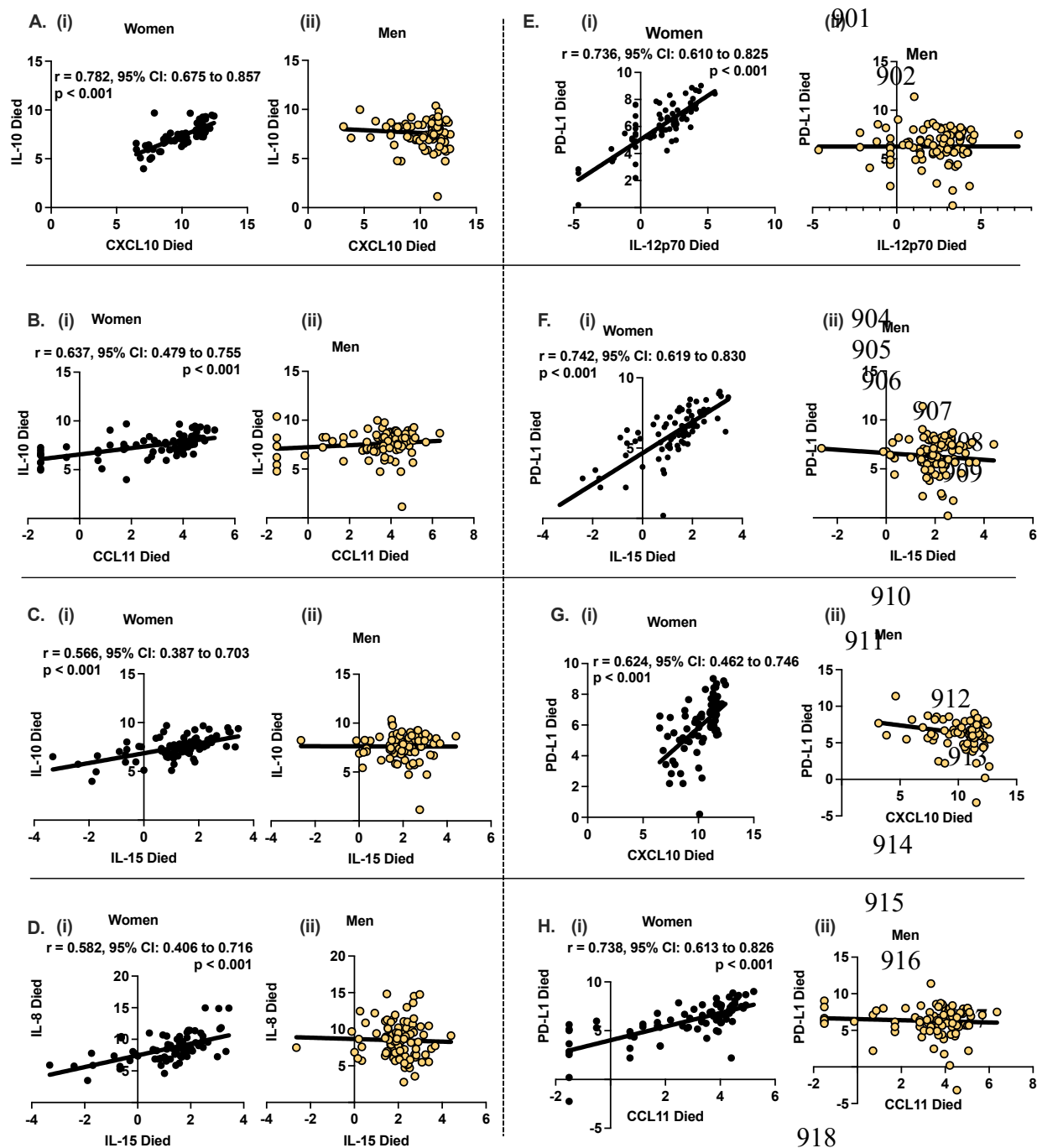
897

898 * - hospital deaths. = - 12 weeks deaths. # - 10 weeks deaths. ^ - 24 weeks. a – all deaths.

899

CSF divergent-neuroimmune signatures by intragender-specific survival

900



903

919

920 **Supplementary Figure 1.** Spearman's correlation of regulatory elements IL-10 and PD-L1 by gender
 921 among multivariate predictors of gender-specific survival among females and males who died on
 922 antifungal treatment. A-C correlation of IL-10 with A - CCL11/Eotaxin, B - CXCL10/IP-10, and C -
 923 IL-15 among females and males who died on antifungal treatment, (i - ii, respectively). D - correlation
 924 of IL-8 with IL-15 among females and males who died on antifungal treatment. E-H - correlation of
 925 PD-L1 with E - IL12p70, F - IL-15, G - CXCL10, and H - CCL11 among females and males who

CSF divergent-neuroimmune signatures by intragender-specific survival

926 died on antifungal treatment (i - ii), respectively). Notable, among females and males who survived,
927 the responses were similar and positively correlated across the panels.

928