

1 **Waning of post-vaccination neutralizing antibody responses against** 2 **SARS-CoV-2, a systematic literature review and meta-analysis**

3 Henning Jacobsen^{1*}, Ioannis Sitaras², Maeva Katzmarzyk³, Viviana Cobos Jiménez³, Robert
4 Naughton³, Melissa M. Higdon⁴, and Maria Deloria Knoll⁴

5 ¹Department of Viral Immunology, Helmholtz Center for Infection Research, Braunschweig,
6 Germany

7 ²W. Harry Feinstone Department of Molecular Microbiology and Immunology, Johns Hopkins
8 Bloomberg School of Public Health, Baltimore, MD, United States

9 ³Independent consultant

10 ⁴International Vaccine Access Center, Department of International Health, Johns Hopkins
11 Bloomberg School of Public Health, Baltimore, MD, United States

12 *Correspondence: henning.jacobsen@helmholtz-hzi.de

13 14 **Summary**

15 **Background**

16 Mass COVID-19 vaccination and the continuous introduction of new viral variants of SARS-
17 CoV-2, especially of Omicron subvariants, has resulted in an increase in the proportion of the
18 population with hybrid immunity at various stages of waning protection. We systematically
19 reviewed waning of post-vaccination neutralizing antibody titers in different immunological
20 settings to investigate potential differences.

21 **Methods**

22 We searched for studies providing data for post-vaccination neutralizing antibody responses
23 against SARS-CoV-2 in PubMed, bioRxiv, and medRxiv from Dec 15, 2021, to Jan 31, 2023,
24 using keywords related to COVID-19, vaccination, and antibody neutralization. We used
25 random effects meta-regression to estimate the average fold-reduction in post-vaccination
26 neutralizing antibody titers against the Index strain or Omicron BA.1. from month 1 to month
27 6 post last dose, stratified by vaccination regimen (primary or booster) and infection-naïve vs
28 hybrid-immune status.

29 **Findings**

30 In total, 26 studies reporting longitudinal post-vaccination neutralizing antibody titers were
31 included. Neutralization titers against the Index variant were available from all studies for
32 infection-naïve participants, and from nine for hybrid-immune participants. Against Omicron
33 BA.1, nine and eight studies were available for infection-naïve and hybrid-immune cohorts,
34 respectively. In infection-naïve cohorts, post-vaccination neutralization titers against the
35 Index strain waned 5.1-fold (95% CI 3.4-7.8) from month 1 to month 6 following primary
36 regimen and 3.8-fold (95% CI 2.4-5.9) following the booster. Titters against Omicron BA.1
37 waned 5.9-fold (95% CI 3.8-9.0) in infection-naïve, post-booster cohorts. In hybrid-immune,

NOTE: This preprint reports new research that has not been certified by peer review and should not be used to guide clinical practice.

38 post-primary vaccination cohorts, titers waned 3.7-fold (95% CI 1.7-7.9) against the Index
39 strain and 5.0-fold (95% CI 1.1-21.8) against Omicron BA.1.

40

41 **Interpretation** (250 words)

42 No obvious differences in waning between post-primary or post-boost vaccination were
43 observed for vaccines used widely to date, nor between infection-naïve and hybrid-immune
44 participants. Titers against Omicron BA.1 may wane faster compared to Index titers, which
45 may worsen for more recent Omicron sub-variants and should be monitored. Relatively small
46 datasets limit the precision of our current analysis; further investigation is needed when more
47 data become available. However, based on our current findings, striking differences in waning
48 for the analyzed and future comparisons are unlikely.

49

50 **Introduction**

51 COVID-19 vaccines continue to effectively protect against severe disease and death caused by
52 SARS-CoV-2 despite continuous viral evolution and waning immunity¹⁻³. However, vaccine
53 effectiveness against SARS-CoV-2 transmission, infection, and symptomatic disease has
54 declined, and immunity against the Wuhan Index strain, either elicited by vaccination or
55 previous infection, shows little protection against infection with Omicron-related viral
56 variants²⁻⁴. Thus hybrid immunity (immunity developed through a combination of SARS-CoV-
57 2 infection and vaccination) involving infections with more recent viral variants is increasingly
58 relevant. Clinical studies are imperative for assessing the impact of novel viral variants on
59 vaccine performance and understanding the waning of protection after vaccination and/or
60 infection, but these studies demand significant time. While laboratory data, such as
61 neutralizing antibody titers, can be generated and shared much more quickly thereby
62 potentially informing vaccine policy when clinical data are lacking, single studies often lack the
63 power to provide sound and robust conclusions regarding complex biological functions such
64 as antibody waning⁵. Meta-analysis of data across studies can increase power and can
65 evaluate impact of different immunological factors, including number of doses and effects of
66 hybrid immunity.

67 We systematically reviewed the evidence of post-vaccination neutralization antibody titers
68 against the Index strain and Omicron BA.1 over time and compared the degree of waning after
69 the last dose between primary and booster vaccination and between infection-naïve and
70 hybrid-immune participants.

71

72

73

74

75

76 **Methods**

77 **Search strategy and selection criteria**

78 The systematic review and meta-regression were conducted according to the Preferred
79 Reporting Items for Systematic Reviews and Meta-Analyses (PRISMA) guidelines.

80 We searched PubMed, medRxiv, and bioRxiv from December 15, 2021, to January 31, 2023,
81 using the keywords “COVID-19”, “Omicron”, and “neutralization”. Two reviewers (HJ, IS)
82 screened titles and abstracts and conducted full-text review; inclusion was limited to studies
83 providing neutralization data against both the Index (Wuhan-line) strain and Omicron BA.1.

84 To investigate systematically if booster doses (compared to primary series) or hybrid immunity
85 (compared to infection naïve) affect the rate of neutralizing antibody waning, we performed
86 meta-regressions assessing change in neutralization titers over time for strata with six or more
87 cohorts. We included studies reporting post-vaccination neutralizing antibody titers (using
88 authentic virus or pseudo-virus neutralization assays) for at least two time-points following
89 last vaccine dose. In the case of pseudo-virus neutralization assays, we included only studies
90 where the pseudo-viruses used carried the complete complement of spike mutations
91 characteristic of the variant they represented. Data resulting from surrogate neutralization
92 titers were not assessed. Per study, all cohorts were assessed that matched the inclusion
93 criteria and, therefore, one study could contribute multiple observations from different
94 cohorts. We collected outcomes from studies investigating infection-naïve cohorts post-
95 primary or post first booster vaccination, and from hybrid-immune cohorts, post-primary
96 vaccination. Studies were excluded if they did not provide neutralization titers against the
97 Index strain and Omicron BA.1, did not provide neutralization data for at least two time points,
98 if cohort characteristics did not match the scope of the analysis (assessment of non-licensed
99 vaccines, immunocompromised participants) or if information regarding previous infection
100 history of the study cohort was insufficient. We excluded studies evaluating infection-naïve,
101 post-primary vaccination titers against Omicron BA.1 because of overall low or undetectable
102 titers^{6,7}. Geometric mean titers (GMT) against the Index strain and Omicron BA.1 as measured
103 by authentic virus neutralization assays or pseudo-virus-based neutralization assays were
104 abstracted.

105

106 **Assessment of study reliability**

107 We systematically assessed the reliability of included studies using a tool we previously
108 developed tailored for studies reporting post-vaccination neutralizing antibody responses⁵.
109 The tool assesses reporting quality (e.g., methodological detail, description of relevant clinical
110 data, etc.), overall strength of the data, and standardization measures using a standardized
111 set of criteria and metrics. Each aspect is rated with an output (no, low, medium, high, or
112 unclear risk of unreliability), resulting in an overall score for each study.

113

114 **Analysis**

115 Average declines in GMTs were estimated stratified by dose (primary, first booster), prior
116 infection status (naïve vs hybrid-immune), and strain (Index vs. Omicron BA.1). Primary
117 vaccination was defined as one dose of Ad26.CoV2.S vaccine or two doses of any other
118 included vaccine. Booster vaccination was defined as one dose of any COVID-19 vaccine after
119 any primary series vaccination. Hybrid-immune cohorts included convalescent participants
120 who had an infection prior to the last dose.

121 The natural log of neutralization antibody response GMT (logGMT) was calculated for all
122 available time points post final dose. If not provided, GMT was calculated using raw data when
123 available or abstracted from high-resolution figures. If the standard deviation (SD)
124 corresponding to each logGMT was not provided, it was derived from confidence intervals
125 (CIs); if no CIs were provided, within each of the five comparison groups, SD was imputed by
126 calculating the median SD among other observations with SDs reported.

127 The average change in logGMT was estimated using a linear mixed effects model for the
128 repeated measures within each comparison group (PROC MIXED; SAS 9.4). The standard errors
129 calculated from SDs, and sample sizes abstracted from the studies were squared to produce
130 estimates of residual variances for inverse weighting in the linear mixed effects model. The
131 logGMT was regressed on months since vaccination; we evaluated non-linearity by including
132 a quadratic term for time, which was not statistically significant in any model (all $p > .15$).
133 Models were adjusted for vaccine platform. Difference in degree of waning by dose, prior
134 infection status, strain, or vaccine platform was assessed using an interaction term with time
135 in models, adjusting for other covariates. Confidence interval bands for average logGMT over
136 time in plots were estimated by re-defining the intercept in the model by centering the time
137 variable monthly from 1 to 6 months. Results are presented as GMTs by exponentiating model
138 outputs. Statistical significance was defined as $p < .05$; adjustments for multiple comparisons
139 were not made.

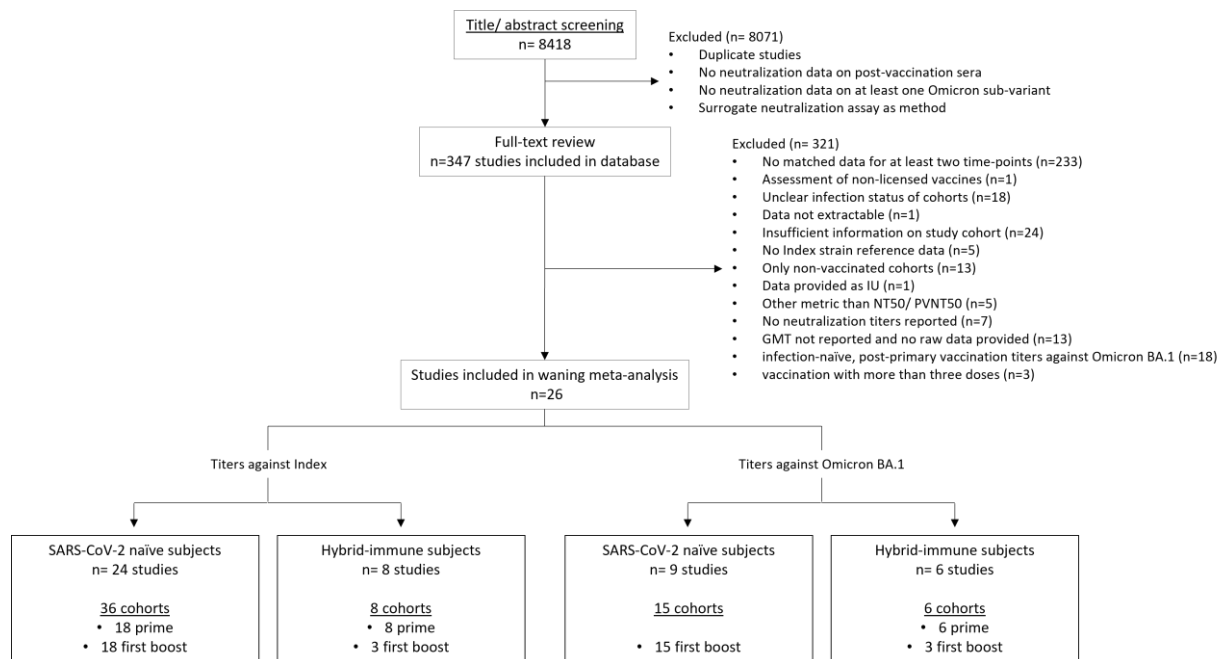
140

141 **Results**

142 We screened titles and abstracts from 8418 articles, of which 347 underwent full-text review
143 and 26 were eligible for analyses (Figure 1). Abstracted neutralization titers and relevant
144 cohort characteristics including study population, number of doses, vaccine product, and
145 infecting strain are provided in Supplementary appendix 1.

146 Five strata had six or more cohorts for meta-analyses: 1) infection-naïve, post-primary
147 vaccination titers against the Index strain ($n= 18$ cohorts); 2) infection-naïve, post-boost
148 vaccination titers against the Index strain ($n= 18$); 3) infection-naïve, post-boost vaccination
149 titers against Omicron BA.1 ($n= 15$); 4) hybrid-immune, post-primary vaccination against the
150 Index strain ($n= 8$); and 5) hybrid-immune, post-primary vaccination against Omicron BA.1
151 ($n= 6$; Figure 1). Too few (≤ 3 cohorts) assessed hybrid-immune, post-booster vaccination
152 titers, vaccination with four or more doses, or vaccination with variant-adapted vaccines, and
153 were therefore not meta-analyzed. Among hybrid-immune cohorts, all studies evaluated
154 infections occurring prior to the last dose except one, which provided data after breakthrough
155 infection but was excluded from meta-analysis because sampling time-points were unclear⁸].

156 All hybrid-immunity cohorts were from pre-Omicron infections so we could not assess impact
157 of variant-specific effects on hybrid-immunity.



158
159 **Figure 1: Study identification and Selection.**

160 There was wide heterogeneity in peak GMTs across studies within strata, for example ranging
161 between 101 and 4096 among infection-naïve participants boosted with mRNA vaccines
162 (Figure 2b, supplementary appendix 1), resulting in wide confidence intervals of meta-
163 analyses. Average peak GMTs differed between strata, with highest average GMTs observed
164 against the Index strain in hybrid-immune post-primary participants and lowest against
165 Omicron BA.1 in infection-naïve post-boost participants (Table 1, Figure 2). As expected,
166 average peak titers post-vaccination were higher in subjects with an infection history
167 compared to naïve subjects and titers against Omicron BA.1 were generally lower than those
168 against the Index strain. Mean peak titers were significantly higher for mRNA vaccines
169 compared to other vaccine platforms; however, few studies evaluated inactivated (n=3
170 cohorts from 3 studies⁹⁻¹¹) or viral vector vaccines (n= 8 cohorts from 6 studies¹²⁻¹⁷), and only
171 two of these studies provide direct comparisons to other platforms^{12,13}.

172 Average neutralization titers declined from month 1 to 6 in all five strata, ranging from 3.7-
173 fold (95%CI 1.7-7.9) against the Index strain in hybrid-immune participants post-primary to
174 5.9 (95% CI 3.8-9.0) against Omicron BA.1 in infection-naïve boosted participants (Table 1,
175 Figure 2), but the declines were not statistically significantly different between strata (p= .67).
176 The rate of waning in the first 6 months appeared linear in all five strata (all p > 0.15 for
177 quadratic term), but most cohorts (39 of 48; 81.2%) provided data for only two time-points
178 and no eligible studies had more than three time-points. Although declines in neutralizing
179 antibodies cross-reactive to Omicron BA.1 appeared to be greater than declines of Index-
180 specific responses in both infection-naïve and hybrid-immune cohorts (5.0- to 5.9-fold
181 reductions vs. 3.7- to 3.8-fold, respectively), they were not statistically significant (p= .22), nor
182 were rates of decline statistically different for any covariate evaluated (all p > .17).

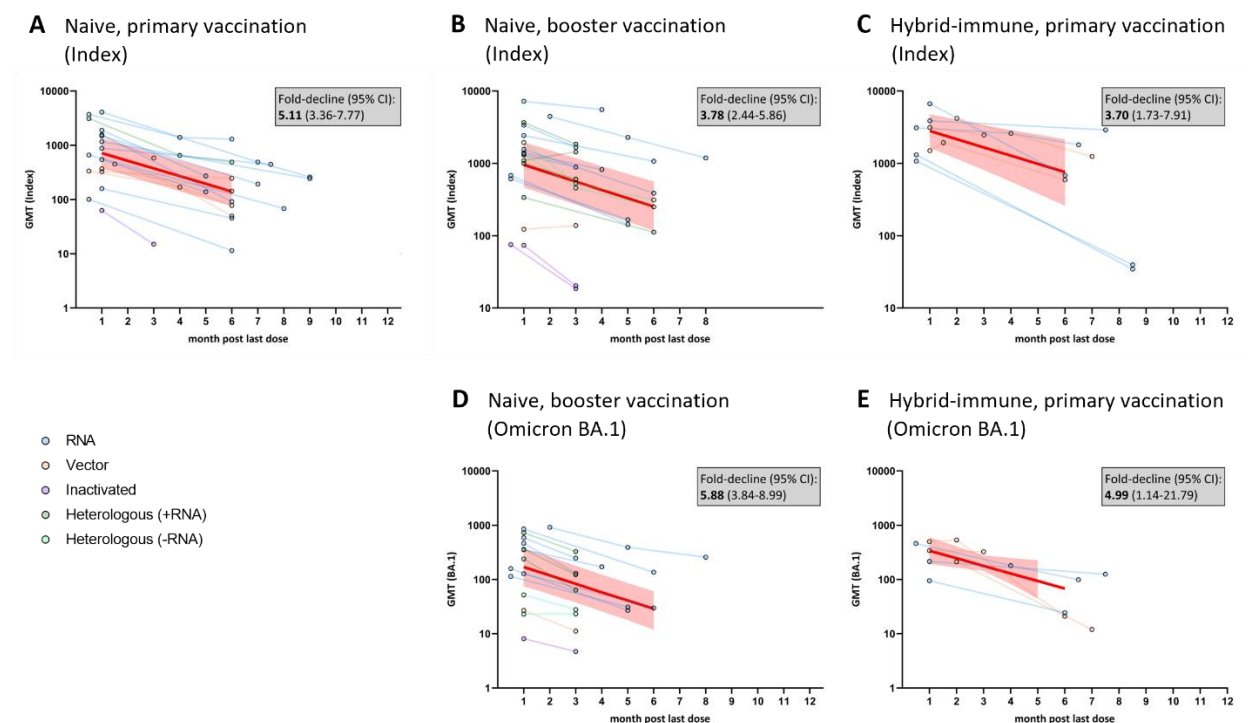
183 Neutralization titers declined in all cohorts except two (Figure 2 panel B), that were from a
184 single study¹² that assessed titers at shorter follow-up times (months 1 and 3), among
185 participants vaccinated with a vector vaccine (of five comparable cohorts that evaluated
186 vector vaccines). Statistically significant increases in neutralizing antibody (GMTs from 1090.5
187 to 1444.3) against the Index strain were observed in one cohort that received a heterologous
188 booster with Ad26.CoV2.S as a third dose after two doses of mRNA vaccine in infection-naïve
189 participants. There was no change in a second cohort that received two doses of Ad26.CoV2.S
190 (GMTs 122.8 and 138.2); however, titers against Omicron BA.1 declined in both (358.9 to
191 123.0 and 26.9 to 11.2, respectively; both $p < .05$) and significant declines were observed for
192 two other cohorts in the same study that received either mRNA vaccines or heterologous
193 vaccination with Ad26.CoV2.S as a first dose.

194

195 **Table 1: Average peak and 5-month waning of neutralizing antibody titers in infection-naïve and hybrid-immune**
 196 **cohorts against the Index strain and Omicron BA.1**

Infection status	Dose	Strain	Group	Group size (studies/cohorts/Participants)	Average Peak GMT (95% CI)	mRNA cohorts [%]	Average fold decline in GMT, 1-6 months (95% CI)
Infection naïve	Prime	Index	A	16/19/438	718.0 (384.0-1341.0)	61.1	5.1 (3.4-7.8)
		Index	B	13/21/620	954.0 (466.0-1951.0)	50.0	3.8 (2.4-5.9)
	Boost	Omicron BA.1	D	10/16/584	169.0 (76.0-377.0)	53.3	5.9 (3.8-9.0)
Hybrid-immune	Prime	Index	C	7/8 /143	2803.0 (1651.0-4760.0)	62.5	3.7 (1.7-7.9)
		Omicron BA.1	E	6/6/93	339.0 (193.0-595.0)	50.0	5.0 (1.1-21.8)

197



198

199 **Figure 2: Neutralizing antibody titers over time since last vaccination against the Index strain or Omicron BA.1 in**
 200 **infection-naïve or hybrid-immune participants after primary or booster vaccination.** Rates of waning against the
 201 Index strain (A – C) and against Omicron BA.1 (D and E) are shown stratified by prior infection status and dose. Lines
 202 connecting data points represent individual cohorts, color coded by vaccine platform. Bold red lines represent
 203 average declines from meta-regression for each stratum; shaded area represents 95% confidence intervals of GMT
 204 over time. Abbreviations: GMT, geometric mean titer; CI, confidence interval; Index, SARS-CoV-2 Wuhan-like
 205 including D614G-strains; +mRNA, heterologous vaccine regimen involving at least one mRNA-vaccine dose; -mRNA,
 206 heterologous vaccine regimen involving no mRNA-vaccine dose.

207 Assessment of study reliability

208 Assessment of reliability of the 26 eligible studies classified only four studies (15.4%) as having
209 high reliability; four (15.4%) had medium reliability, six (23.1%) had low reliability, and 14 (53.9%)
210 had unclear reliability because critical information was not provided (Supplementary Figure 1).
211 Unclear or low-reliability scores were primarily attributable to poor reporting quality (e.g., input
212 titer used, spike complement, etc.) regarding pseudo-virus constructs (seven studies, 26.9%) or
213 assay standardization (12 studies, 46.2%; Supplementary Figure 1). Analyses stratified by
214 reliability score showed that neither peak titers nor waning rates differed markedly between
215 studies with medium to high reliability scores compared to low reliability (Supplementary Figure
216 2). Individual scoring results are provided as Supplementary Appendix 2.

217

218 Discussion

219 Through a systematic literature review and meta-analysis, we found neutralizing antibodies
220 declined after COVID-19 vaccination from months one to six ranging from 3.7-fold to 5.9-fold
221 when evaluating post-primary or first booster against either the Index strain or Omicron BA.1.
222 Waning rates were generally similar after primary or first booster regimens, and between
223 infection-naïve and previously infected cohorts. Declines of neutralizing antibodies cross-reactive
224 to Omicron BA.1 were greater than declines of Index-specific responses, both in infection-naïve
225 and hybrid-immune cohorts, though this difference was not statistically significant. Only three
226 studies evaluated a second booster; two reported no significant differences in waning kinetics
227 between first and second booster^{26,27} and one reported slightly enhanced antibody durability
228 after the second booster, but the second booster cohort was small (n=7)²¹. Because waning was
229 similar after primary and first booster doses, degree of waning with subsequent doses is also
230 expected to be similar. However, data to assess long-term waning, such as 12 months after the
231 last vaccine dose, were unavailable, complicated both by needing to wait that long and by study
232 subjects getting revaccinated before that time. As duration between vaccinations increases, this
233 may be addressed in future studies. These waning rates could be used to predict waning for
234 future relevant scenarios and adapt vaccination strategies accordingly.

235 Declines in neutralization titers were observed in all but three infection-naïve cohorts evaluated.
236 One cohort that received a heterologous boost regimen (inactivated prime followed by a vector
237 boost) was followed for 3 months and no change in titers was observed⁹. However, overall titers
238 were low throughout. Two additional cohorts, one vaccinated with two doses of vector vaccine
239 (out of five available vector-immunized cohorts) and one with a heterologous regimen (mRNA
240 prime followed by a vector boost) had titers that increased against the Index strain through
241 month 3 (longer follow-up was not conducted)¹². Titers against Omicron BA.1 declined in these
242 cohorts indicating that no undetected breakthrough infection occurred driving these titer
243 increases. Interestingly, these three exceptional cohorts all received a vector vaccine as the last
244 dose and hence it can be speculated that vector-mediated immunization might cause more

245 durable antibody responses early after immunization/booster. On the other hand, studies with
246 longer-term follow-up support overall comparable rates of waning across vaccine platforms
247 beyond three months after the last dose, which might be explained by full clearance of the vector
248 and any benefit it might add. More studies are needed to address this important observation and
249 explore the potential role vector vaccines could play in enhancing durable immune responses.
250 While we and others have shown that vector vaccines are generally less immunogenic compared
251 to mRNA vaccines, heterologous regimens combining mRNA and vector vaccines have been
252 shown to elicit immune responses comparable to mRNA vaccinations alone^{13,29}. Hence, boosters
253 with vector vaccines in mRNA-primed (or already mRNA-boosted) participants could elicit the
254 highest and most durable immune responses. This has been shown by Lyke et al. who observed
255 that titers were more stable in subjects who received an mRNA prime followed by a vector boost
256 than subjects who received three doses of mRNA vaccine¹². We identified four additional cohorts
257 (from three studies) evaluating hybrid-immune subjects that did not show a significant decline of
258 titers in the observed period, and two of these cohorts were followed for more than six months
259 post-last vaccine dose^{8,16,30}. However, two of the studies did not investigate breakthrough
260 infections after the last vaccine dose^{8,30}. Breakthrough infections in even a small proportion of
261 the subjects can have a large impact on the overall GMT because the impact of these few
262 infections on the overall GMT of a group can be large. Therefore, these studies should be
263 considered with caution. Still, one study on hybrid-immune subjects that ruled out breakthrough
264 infections after the last vaccine dose showed stable titers over a three-month period¹⁶ which
265 supports other observations that hybrid-immunity might have the potential to stabilize antibody
266 titers at least temporarily²¹.

267 Neutralizing antibody titers can support and complement clinical vaccine effectiveness data as
268 they correlate well with protection against infection and mild disease. Even if neutralizing
269 antibodies fail to hinder initial infection and symptomatic disease, they will limit initial viral load
270 and thus mitigate disease progression, so they correlate also with protection against severe
271 disease. This can be seen by the see-saw pattern of COVID-19 vaccine effectiveness against
272 severe disease which was similar to titers peaking in the first weeks after each dose and falling
273 thereafter until the next dose³. However, the observed larger declines in titers against Omicron
274 relative to the Index strain may correlate less well to clinical vaccine effectiveness against severe
275 disease, which shows less waning than VE against symptomatic disease and infection. This
276 supports that protection is aided by additional factors such as cellular immunity, which has
277 gained increasing recognition for its importance for protection against severe disease¹⁸. While no
278 precise correlates of protection are defined for neutralizing antibodies, an understanding of
279 overall titers and waning rates will allow us to predict how fast protection against infection and
280 mild disease will decline and whether this might differ by vaccine type, regimen, infection history
281 or characteristics such as sex, age, or comorbidities to inform vaccine policy, including the time
282 interval when additional vaccine doses should be given.

283 But even studying neutralization titers takes time; very few longitudinal studies with data against
284 Omicron subvariants other than for BA.1 were available at the time of this review, and increasing

285 immune escape from post-vaccination neutralizing antibody responses resulting in large
286 proportions of participants with undetectable titers makes them difficult to evaluate, especially
287 in infection-naïve cohorts post-primary vaccination. Indeed, available studies for newer sub-
288 variants provide contradictory results with some observing increased rates of waning against
289 Omicron sub-variants compared to the Index variant^{19,20}, some finding similar rates of waning<sup>21-
290 23</sup>, and others reporting lower rates^{24,25}. More evidence is needed to determine if waning of post-
291 vaccination neutralizing antibody titers cross-reactive to newer Omicron subvariants differs from
292 those reactive to the Index variant or to Omicron BA.1. Such results may depend on whether the
293 vaccine targets the emerging subvariants. We found only one study assessing waning of
294 neutralizing antibodies after bivalent mRNA vaccination (Index plus BA.4/5 antigen), which found
295 greater waning during the first three months against Omicron subvariants than against the Index
296 variant²⁸, similar to our observations for monovalent Index-directed vaccines. We were also
297 unable to assess variant-specific effects on hybrid-immunity since all hybrid-immune cohorts
298 investigated involved pre-Omicron infections.

299 Our results confirm observations of superior immunogenicity of some vaccination strategies over
300 others. We observed significant differences in overall titers by vaccine platform, with mRNA
301 vaccines resulting in higher titers and inactivated vaccines the lowest. Importantly, waning rates
302 were not significantly different between the platforms. These results support previous findings
303 that both booster doses and hybrid-immunity significantly increase overall titers and titers
304 against Omicron BA.1 are generally lower than against the Index strain^{8,30-33}. Importantly, these
305 results provide evidence of a relatively constant rate of waning for the different groups included
306 in the analysis; thus, individuals immunized with a less immunogenic primary regimen are likely
307 to reach non-protective antibody titers faster. This effect becomes more significant when
308 comparing primary regimen to hybrid-immune or boosted cohorts. These results may prove
309 informative for booster strategies, especially when vaccine supply is low or if over-immunization
310 should be avoided because of possible imprinting and a lack of variant-adapted vaccines.

311 A systematic assessment of study reliability revealed that 88% of included studies had medium,
312 low, or unclear reliability scores reflecting primarily poor reporting quality of study methods and
313 details. While this does not necessarily translate to biased or unreliable data, the overall low-
314 reliability scores and small percentage of studies with a high-reliability score reflects that data on
315 neutralizing antibodies are difficult to compare across studies^{4,5}. This finding is further reflected
316 by the wide confidence intervals observed in our meta-regression results. However, we included
317 all studies meeting inclusion criteria irrespective of their reliability score for sample size reasons.
318 A sensitivity analysis did not find an association between study results and reliability score, i.e.,
319 poorer scores were not more likely to be outliers.

320 In summary, neutralizing antibody titers are an important correlate of protection against
321 infection and continued monitoring of new vaccines as they become available and new variants
322 as they emerge will provide important alert signals and information to help guide vaccination
323 regimens in the future. While absolute values of neutralization titers continue to vary widely

324 between studies, this evaluation across many cohorts provides confidence that large differences
325 in waning rates after booster doses are unlikely between vaccines used widely to date. However,
326 significantly different baseline titers by vaccine platform and number of doses and infections
327 means titers will drop to non-functional levels sooner for some conditions, which is particularly
328 important for public health policymaking. Additionally, we could not evaluate the most recent
329 conditions, and waning against Omicron sub-variants other than BA.1 might be slightly faster.
330 This should be monitored carefully, as well as waning against clinically relevant Omicron sub-
331 variants after variant-adapted vaccination and the impact of hybrid-immunity by Omicron sub-
332 variants, especially in combination with variant-adapted vaccination.

333

334 **Contributors**

335 HJ and IS performed the systematic literature review, screened, and excluded studies. HJ, MK,
336 RN and IS abstracted data from included studies. HJ and IS calculated GMT, SD, SE, and 95% CI
337 from raw data where necessary. MDK performed the meta-analysis. HJ performed initial
338 interpretation and wrote the manuscript. HJ and MK prepared figures. IS, VCJ, DRF, MDK, RN and
339 MH reviewed the manuscript and supported interpretation. MH acquired funding. All authors
340 read and revised the manuscript.

341

342 **Acknowledgment**

343 We thank William Dowling and Daniel Feikin for excellent discussion and for their input on
344 interpreting the data. We thank the Peter und Traudl Engelhorn Foundation for providing a post-
345 doctoral scholarship to H.J.

346

347 **Funding**

348 This project was funded by the Coalition for Epidemic Preparedness Innovations, grant number
349 138587.

350

351 **Declaration of Interest**

352 MMH and MDK report research grants from Pfizer (all paid to the institution) for unrelated
353 projects. All other authors declare no competing interests.

354

355

356

357 **References**

- 358 1. Higdon, M. M. *et al.* Duration of effectiveness of vaccination against COVID-19 caused by the
359 omicron variant. *Lancet Infect Dis* **22**, 1114–1116 (2022).
- 360 2. Bobrovitz, N. *et al.* Protective effectiveness of previous SARS-CoV-2 infection and hybrid
361 immunity against the omicron variant and severe disease: a systematic review and meta-
362 regression. *Lancet Infect Dis* S1473-3099(22)00801–5 (2023) doi:10.1016/S1473-
363 3099(22)00801-5.
- 364 3. Feikin, D. R. *et al.* Assessing COVID-19 vaccine effectiveness against Omicron subvariants:
365 Report from a meeting of the World Health Organization. *Vaccine* **41**, 2329–2338 (2023).
- 366 4. Jacobsen, H. *et al.* Post-Vaccination Neutralization Responses to Omicron Sub-Variants.
367 *Vaccines (Basel)* **10**, 1757 (2022).
- 368 5. Jacobsen, H. *et al.* Assessing the Reliability of SARS-CoV-2 Neutralization Studies That Use
369 Post-Vaccination Sera. *Vaccines (Basel)* **10**, 850 (2022).
- 370 6. Wilhelm, A. *et al.* Limited neutralisation of the SARS-CoV-2 Omicron subvariants BA.1 and
371 BA.2 by convalescent and vaccine serum and monoclonal antibodies. *eBioMedicine* **82**,
372 (2022).
- 373 7. Sitaras, I. *et al.* Systematic review of primary and booster COVID-19 sera neutralizing ability
374 against SARS-CoV-2 omicron variant. *NPJ Vaccines* **7**, 147 (2022).
- 375 8. Walls, A. C. *et al.* SARS-CoV-2 breakthrough infections elicit potent, broad, and durable
376 neutralizing antibody responses. *Cell* **185**, 872-880.e3 (2022).

- 377 9. Jin, L. *et al.* Antibody Persistence and Safety through 6 Months after Heterologous Orally
378 Aerosolised Ad5-nCoV in individuals primed with two-dose CoronaVac previously.
379 2022.07.26.22278072 Preprint at <https://doi.org/10.1101/2022.07.26.22278072> (2022).
- 380 10. Zhang, Y. *et al.* Immunogenicity, durability, and safety of an mRNA and three platform-
381 based COVID-19 vaccines as a third dose following two doses of CoronaVac in China: A
382 randomised, double-blinded, placebo-controlled, phase 2 trial. *eClinicalMedicine* **54**, (2022).
- 383 11. Wang, X.-J. *et al.* Neutralization sensitivity, fusogenicity, and infectivity of Omicron
384 subvariants. *Genome Medicine* **14**, 146 (2022).
- 385 12. Lyke, K. E. *et al.* Rapid decline in vaccine-boosted neutralizing antibodies against SARS-
386 CoV-2 Omicron variant. *Cell Reports Medicine* **3**, 100679 (2022).
- 387 13. Behrens, G. M. N. *et al.* BNT162b2-boosted immune responses six months after
388 heterologous or homologous ChAdOx1nCoV-19/BNT162b2 vaccination against COVID-19.
389 *Nat Commun* **13**, 4872 (2022).
- 390 14. Ferreira, I. A. T. M. *et al.* Atypical B cells and impaired SARS-CoV-2 neutralisation
391 following booster vaccination in the elderly. 2022.10.13.22281024 Preprint at
392 <https://doi.org/10.1101/2022.10.13.22281024> (2022).
- 393 15. Madhi, S. A. *et al.* Durability of ChAdOx1 nCoV-19 (AZD1222) vaccine and hybrid
394 humoral immunity against variants including omicron BA.1 and BA.4 6 months after
395 vaccination (COV005): a post-hoc analysis of a randomised, phase 1b–2a trial. *The Lancet*
396 *Infectious Diseases* **23**, 295–306 (2023).
- 397 16. Abdullahi, A. *et al.* SARS-COV-2 antibody responses to AZD1222 vaccination in West
398 Africa. *Nat Commun* **13**, 6131 (2022).

- 399 17. Shete, A. M. *et al.* Waning natural and vaccine-induced immunity leading to reinfection
400 with SARS-CoV-2 Omicron variant. *Human Vaccines & Immunotherapeutics* **18**, 2127289
401 (2022).
- 402 18. Sun, P. *et al.* Antibody Responses to the SARS-CoV-2 Ancestral Strain and Omicron
403 Variants in Moderna mRNA-1273 Vaccinated Active-Duty US Navy Sailors and Marines. *The*
404 *Journal of Infectious Diseases* jiad054 (2023) doi:10.1093/infdis/jiad054.
- 405 19. Cowling, B. J. *et al.* Slow Waning of Antibodies Following BNT162b2 as a Third Dose in
406 Adults Who Had Previously Received 2 Doses of Inactivated Vaccine. *The Journal of Infectious*
407 *Diseases* **227**, 251–255 (2023).
- 408 20. Kimura, I. *et al.* Virological characteristics of the SARS-CoV-2 Omicron BA.2 subvariants,
409 including BA.4 and BA.5. *Cell* **185**, 3992-4007.e16 (2022).
- 410 21. Arunachalam, P. S. *et al.* Durability of immune responses to the booster mRNA
411 vaccination against COVID-19. *J Clin Invest* (2023) doi:10.1172/JCI167955.
- 412 22. Qu, P. *et al.* Durability of Booster mRNA Vaccine against SARS-CoV-2 BA.2.12.1, BA.4,
413 and BA.5 Subvariants. *New England Journal of Medicine* **387**, 1329–1331 (2022).
- 414 23. Cheung, A. K. L. *et al.* Consistent neutralization of circulating omicron sub-variants by
415 hybrid immunity up to 6 months after booster vaccination. *Journal of Medical Virology* **95**,
416 e28694 (2023).
- 417 24. Itamochi, M. *et al.* Neutralization of Omicron subvariants BA.1 and BA.5 by a booster
418 dose of COVID-19 mRNA vaccine in a Japanese nursing home cohort. *Vaccine* **41**, 2234–2242
419 (2023).

- 420 25. Nair, M. S. *et al.* Changes in serum-neutralizing antibody potency and breadth post-
421 SARS-CoV-2 mRNA vaccine boost. *iScience* **26**, (2023).
- 422 26. Canetti, M. *et al.* Immunogenicity and efficacy of fourth BNT162b2 and mRNA1273
423 COVID-19 vaccine doses; three months follow-up. *Nat Commun* **13**, 7711 (2022).
- 424 27. Nugent, C. *et al.* Second monovalent SARS-CoV-2 mRNA booster restores Omicron-
425 specific neutralizing activity in both nursing home residents and health care workers.
426 *medRxiv* 2023.01.22.23284881 (2023) doi:10.1101/2023.01.22.23284881.
- 427 28. Lasrado, N. *et al.* Waning Immunity Against XBB.1.5 Following Bivalent mRNA Boosters.
428 *bioRxiv* 2023.01.22.525079 (2023) doi:10.1101/2023.01.22.525079.
- 429 29. Jacobsen, H. *et al.* Diminished neutralization responses towards SARS-CoV-2 Omicron
430 VoC after mRNA or vector-based COVID-19 vaccinations. 2021.12.21.21267898 Preprint at
431 <https://doi.org/10.1101/2021.12.21.21267898> (2022).
- 432 30. Tada, T. *et al.* Increased resistance of SARS-CoV-2 Omicron variant to neutralization by
433 vaccine-elicited and therapeutic antibodies. *eBioMedicine* **78**, 103944 (2022).
- 434 31. Zheng, H. *et al.* Disease profile and plasma neutralizing activity of post-vaccination
435 Omicron BA.1 infection in Tianjin, China: a retrospective study. *Cell Res* **32**, 781–784 (2022).
- 436 32. Edara, V.-V. *et al.* mRNA-1273 and BNT162b2 mRNA vaccines have reduced neutralizing
437 activity against the SARS-CoV-2 omicron variant. *Cell Reports Medicine* **3**, 100529 (2022).
- 438 33. Garcia-Beltran, W. F. *et al.* mRNA-based COVID-19 vaccine boosters induce neutralizing
439 immunity against SARS-CoV-2 Omicron variant. *Cell* **185**, 457-466.e4 (2022).
- 440
- 441

442 **Supplements**

443 **Supplementary appendix 1: Study characteristics and data from included studies**

444

445 **Supplementary appendix 2: Reliability assessment, individual assessment outcomes**

446

447 **Supplementary figure 1: Reliability assessment, summary**

448



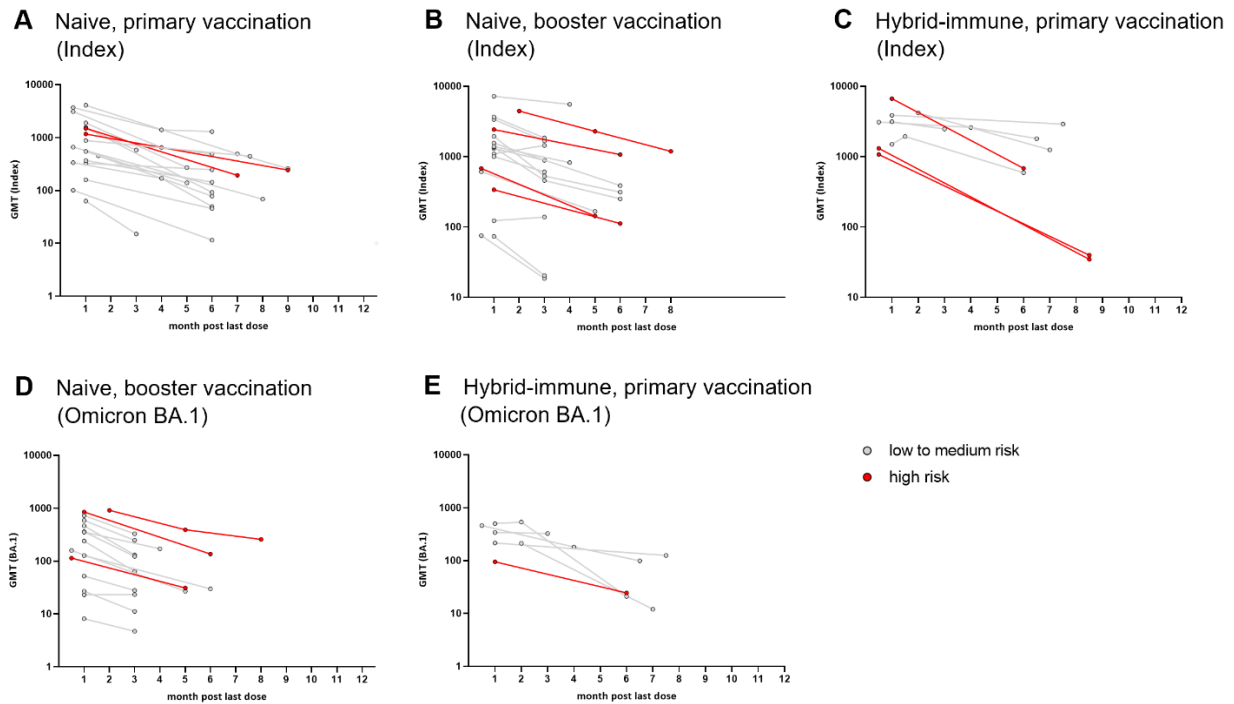
449

450 **Supplementary Figure 1: Reliability assessment.** All studies that were included in the meta-analyses were assessed
 451 with a reliability score using a previously published tool⁵. Studies were considered to have high reliability if no
 452 criterion had more than a low risk score (yellow), medium reliability if no criterion was above a medium risk score
 453 (orange) and low if at least one criterion met a high risk score (red). No study met the “very high” reliability score

454 (no criterion with risk of bias). Studies with at least one criterion that could not be assessed (e.g. no data provided
 455 or unclear), received an unclear reliability (purple). Eleven categories are assessed by the tool and assigned an
 456 independent risk score. The maximum impact a category can have is shown as “max impact” indicating the worst
 457 possible outcome for this category. The percentage of categories with a low or no risk is shown on the right,
 458 complementing the final reliability.

459

460 Supplementary figure 2: Reliability assessment, sensitivity analysis



461

462 **Supplementary Figure 2: Reliability assessment of included studies.** Rates of waning against the Index strain (A –
 463 C) and against Omicron BA.1 (D and E) shown colored according to reliability as assessed by a previously published
 464 standardized reliability assessment tool⁵. Studies assessed as high to medium reliability are shown in grey, low
 465 reliability studies are shown in red. Studies with unclear reliability are included to “low to medium risk”.
 466 Abbreviations: GMT, geometric mean titer; Index denotes SARS-CoV-2 Wuhan-like including D614G-strains.

467