

## TITLE PAGE

**Title:** Applying behavioural economics principles to increase demand for free HIV testing services at private doctor-led clinics in Johannesburg, South Africa: A randomised controlled trial

### Authors full name and academic degree:

Simamkele Bokolo, MSocSci<sup>1</sup>, Suzanne Mabaso, MPH<sup>2</sup>, Wentzel Kruger, BscHons<sup>2</sup>, Preethi Mistri, MPH<sup>1</sup>, Laura Schmucker, MPH<sup>3</sup>, Candice Chetty-Makkan, PhD<sup>1</sup>, Sophie J S Pascoe, PhD<sup>1</sup>, Alison Bутtenheim, PhD<sup>4</sup>, Harsha Thirumurthy, PhD<sup>3</sup>, and Lawrence Long, PhD<sup>4,5</sup>

### Affiliations:

<sup>1</sup> Health Economics and Epidemiology Research Office, Faculty of Health Sciences, University of the Witwatersrand, Johannesburg, South Africa

<sup>2</sup> Foundation for Professional Development (FPD), Pretoria, South Africa

<sup>3</sup> Department of Medical Ethics and Health Policy, Perelman School of Medicine, University of Pennsylvania, Philadelphia, PA, USA

<sup>4</sup> Department of Family and Community Health, School of Nursing, University of Pennsylvania, Philadelphia PA, USA

<sup>5</sup> Department of Global Health, Boston University School of Public Health, Boston, MA, USA

**Corresponding author:** Simamkele Bokolo; [sbokolo@heroza.org](mailto:sbokolo@heroza.org)

## **Abstract (300 words)**

**Background:** Expanding free HIV testing service (HTS) access to include private clinics could increase testing rates. A donor funded programme, GP Care Cell, offered free HIV testing at selected private doctor-led clinics but uptake was low. We investigated whether HTS demand creation materials that used behavioural economics principles could increase demand for HIV testing at these clinics.

**Methods:** We conducted a randomised controlled trial in Johannesburg, South Africa (January-April 2022) distributing brochures promoting HTS to adults in five private doctor-led clinic catchment areas. Individuals were randomised to receive three brochure types: (1) “Standard of care” (SOC) advertising a free HIV test and ART; (2) “Healthy lifestyle screening” promoted free low-cost health screenings in addition to HTS; and (3) “Recipient of care voucher” leveraged loss aversion and the endowment effect by highlighting the monetary value of free HTS. The primary outcome was presenting at the clinic following exposure to the brochures. Logistic regression compared outcomes between arms.

**Results:** Of the 12,129 brochures distributed, 658 were excluded because of errors or duplicates and 11,471 were analysed. About 59% of brochure recipients were male and 50,3% were aged 25-34 years. In total, 448 (3.9%) brochure recipients presented at the private doctor-led clinics of which 50.7% were males. There were no significant differences in clinic presentation between the healthy lifestyle screening and SOC arm (Adjusted Odds Ratio [AOR] 1.02; 95% CI 0.79-1.32), and similarly between the recipient of care voucher and SOC arm (AOR 1.08; 95% CI 0.84-1.39). Individuals were more likely to attend clinics that were centrally located with visible branding for HTS (AOR=5.30; 95% CI: 4.14-6.79).

**Conclusion:** Brochures that used behavioural insights did not increase demand for HTS at private doctor-led clinics. However, consistent distribution of the brochures may have potential to increase HIV testing uptake at highly visible private doctor-led clinics.

## **Trial registration**

SANCTR registration number: DOH-27-032022-9053

**Keywords:** behavioural economics, loss aversion, endowment effect, private doctor-led clinic, brochures

## Background

HIV testing is the gateway to HIV prevention and treatment programmes and is essential for achieving epidemic control as reflected in the global UNAIDS 95-95-95 goals. Globally, 84% of people living with HIV (PLHIV) know their HIV status<sup>1</sup> while in South Africa over 92% of PLHIV know their status, putting South Africa on track towards reaching its first 95 target by 2030. However, HIV testing rates remain low in certain populations at risk of HIV infection including gay men and other men who have sex with men, female sex workers and people who inject drugs<sup>2</sup>. As such, there is a need to consider innovative approaches to promoting HIV testing in South Africa that incorporate diverse stakeholders in the field to access the populations as yet unreached by the traditional public clinic service model.

Current testing approaches, which are largely focussed on increasing testing accessibility within public health facilities and mobile testing points supported by non-governmental organisations, may exclude certain populations at increased risk of HIV<sup>3,4</sup>. Expanding testing delivery models to include private doctor-led clinics may be preferred by certain clients because of perceived increased trust and quality in the services of a private provider, which might result in clients being more likely to follow through with testing and treatment<sup>5,6</sup>. A range of studies present evidence on the potential role of leveraging the private health sector in enhancing the HIV response<sup>7</sup>. In South Africa the proposed National Health Insurance (NHI) programme will leverage private clinics to provide primary health care, which would include HIV testing and treatment, making this an important model to evaluate<sup>8</sup>. However, there are still limited studies that evaluate this type of model in low- and middle-income countries (LMICs) and even fewer studies evaluating demand creation for these services.

Solely increasing access to testing models may be insufficient since HIV-related health behaviours are often subject to various biases in individual decision-making<sup>9,10</sup>. Present bias is among the barriers to health behaviour, as many individuals place a strong emphasis on immediate costs and benefits when making decisions<sup>10,11</sup>. This means that in addition to having modalities that offer services to hard to reach populations it is also important to help potential clients make the decision to test before they get to the site. Behavioural economics suggests several strategies to address this bias and simplify the individuals' decision making.

We leveraged an existing private doctor-led clinic network (GP Care Cell (GPCC) programme)

offering free HIV testing and treatment in South Africa to test whether behaviourally informed demand creation material could increase HIV testing uptake. The demand creation material used the behavioural economics principles of loss aversion, the endowment effect and framing to improve HTS uptake decision making.

## **Methods**

### **Study setting and design**

The GPCC programme in South Africa was set up in the Johannesburg Health District and supported by the Foundation for Professional Development and PPO Serve in partnership with the Gauteng Department of Health to expand access to HIV testing services and antiretroviral therapy (ART) for uninsured PLHIV at private doctors outside of public sector health facilities<sup>12</sup>. The GPCC was a NHI demonstration project designed to provide clients who were not insured with the option of testing for HIV, and if positive, initiating and receiving HIV treatment at a private doctor-led clinic. The services provided were at no cost to the clients and so testing in these clinics meant that there was a direct pathway for treatment for those found to be living with HIV. However, early unpublished findings from this programme showed poor HIV testing demand at the clinics, partly due to limited investments by the clinics in community demand creation.

This randomised controlled trial (RCT) took place in Johannesburg, South Africa in the catchment areas of five private doctor-led clinics that were part of the GPCC programme. The selected private doctor-led clinics had large catchment areas yet faced low demand for HIV testing. All the clinics were located at high transit settings with large numbers of pedestrians (two in shopping centres, one at a train station, and two in the Central Business District) and reported high proportions of cash-paying clients (40-60% of patient load). Operating hours of these clinics ranged between 8:00 and 17:00 on weekdays and were also open on Saturdays.

### **Intervention design**

This study included three types of demand creation brochures that were given to individuals in the catchment areas: 1) “standard of care” brochure 2) “healthy lifestyle screening” brochure and 3) “recipient of care voucher” brochure (Supplementary figure 1). The standard of care

brochure advertised a free HIV test and antiretroviral therapy (ART). It also provided details about the GPCC programme and a summary of all services provided. The healthy lifestyle screening brochure sought to address stigma associated with HIV testing by bundling the free HIV test with other less stigmatised health screenings such as blood pressure, glucose and body mass index. The healthy lifestyle screening brochure was also framed to simplify participants' decision making as it may be easier for them to accept an HIV test as part of a comprehensive screening offer. The recipient of care voucher brochure advertised HTS by designing the brochure to resemble a voucher that entitled the holder to an HIV test at the participating private doctor-led clinic which was worth approximately ZAR 100 (US\$7). The recipient of care voucher brochure leveraged BE principles of loss aversion (individuals tend to want to avoid losses more strongly than they enjoy equivalent gains) and the endowment effect (people tend to value things that they own more than something that does not yet belong to them)<sup>13</sup>.

Prior to data collection, prototyping of the three brochures took place at one participating private doctor-led clinic with eleven participants that were in the waiting room. The aim of prototyping was to receive feedback on the format, structure, language and understanding of the brochure content. Overall, the brochures received positive ratings with the primary concerns relating to wording, understanding the message and understanding the language. Feedback from the prototyping informed revisions to the brochures prior to study implementation.

### **Randomisation and data collection**

The brochures were distributed to adults aged  $\geq 18$  years in the immediate catchment area of each clinic. The brochures were available in three languages (English, IsiZulu, and SeSotho) that are common in Johannesburg. Brochures were randomly allocated in a 1:1:1 ratio to each participant using a randomisation framework to determine the order in which brochures were distributed. In order to ensure that the randomisation was balanced across the different language options, we used small block sizes (15) to ensure uniform distribution of the 3 brochures in each of 3 languages. The brochures were placed in sealed envelopes (the fieldworkers were blinded to the brochures) which were labelled with the randomisation code and distributed in order. During distribution, the randomised brochures were ordered into three language packs and fieldworkers distributed the brochures to participants in the order of the language packs depending on the participants' language

preference. Fieldworkers used a recruitment script to engage with potentially eligible individuals and, based on willingness and language preference, handed them the next envelope with a brochure. The fieldworker and a reminder on the envelope prompted individuals to bring the brochure with them to the clinic to access services. The fieldworker recorded basic demographics (age group, gender), information on the demand creation setting, and the randomisation number(s) of distributed envelopes on the REDCap system or on a paper-based version.

All individuals presenting for HIV testing services at the study sites (that is the selected GPCC sites) during the study period notified the clinical team on how they heard about the service and handed in any brochures that they had received. Individuals demonstrating exposure (presenting a study brochure) or self-reporting exposure (reporting having received a brochure from a fieldworker or other contact but not having the brochure present) were invited to participate in the study. The primary outcome for this study was presentation at the private doctor-led clinic and participants consenting to be part of the study were included even if they later refused to receive HTS or other services. The secondary outcomes included HIV testing uptake, HIV-positivity among participants who get tested for HIV, and linkage to care among newly diagnosed individuals.

We anticipated that about 5% of participants in the standard of care group will present at the GP. This was a conservative assumption based on the experiences of similar campaigns in which individuals are approached in the community. With 2,400 adults randomised to each of the three study arms (total sample size of 7,200 adults), we would have >80% power ( $\alpha=0.05$ , 2-sided) to detect a difference of at least 2 percentage points in attendance at private doctor-led clinics. However, since there was a possibility that a larger proportion of participants in the standard of care group would present at the private doctor-led clinics, we selected a sample size of 4,000 adults per arm (12,000 total) as this ensured that there is 80% power to detect a difference of at least 2 percentage points. A small difference in the primary outcome would be meaningful given the low cost of the demand creation interventions.

### **Data analysis**

During the data cleaning process, we identified a number of data entry errors and duplicate entries in the dataset. For the primary analysis we addressed duplicates by: a) including only the

first entry of any observation that appeared to be a true duplicate of the same participant (i.e. duplicate randomisation code with the same demographics), and b) including both entries if it appeared that they were different participants (i.e. duplicated randomisation codes yet the demographic information was different). All other data entry errors that could not be resolved were excluded from the final analytic dataset. We tested to see whether this decision influenced the results by running an analysis where all duplicates were excluded.

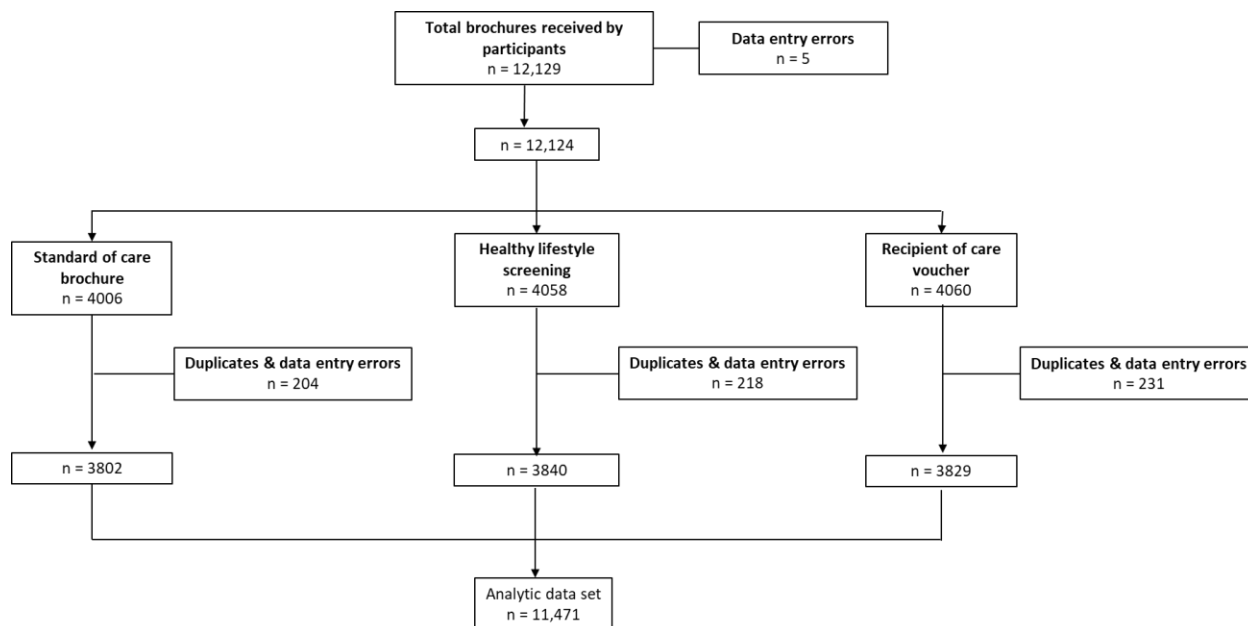
The primary outcome was presentation at the private doctor-led clinic after receipt of the brochure within the 4-month period of data collection. Participants had a minimum of 1 week to present to the clinic for HTS. We used chi-square tests for categorical variables such as age group, gender, clinic and language to determine frequencies and associated proportions. Multivariable logistic regression models were used to determine factors independently associated with presenting at a private doctor-led clinic. In the analysis, we adjusted for gender, age group, clinic and language fixed effects to control for possible confounders. We present data as odds ratio (OR) and adjusted odds ratios (AOR) with 95% confidence intervals (CI). We analysed data using STATA version 17 (StataCorp, Texas, USA).

The sensitivity analysis (excluding duplicates) is reported in the supplementary material, refer to supplementary table 2. For the supplementary analysis, we compared clinic presentations across clinic locations. We also created a variable to compare clinic presentation between clinics with high visibility (1 and 5) versus those with limited visibility (2, 3 and 4). We used the CONSORT checklist when writing our report<sup>14</sup>.

## **Results**

A total of 12,129 brochures were distributed between January and April 2022. We excluded 658 entries as these were duplicates and data entry errors (Fig 1). The distribution of duplicates and data errors were not different across the study arms. The final dataset included 11,471 of the distributed brochures.





**Figure 1:** CONSORT diagram describing the total number of brochures received by participants across the three study arms (n=11,471)

Of the 11,471 brochures, more than half (59.1%) were distributed to males and the majority (66.8%) to young adults ( $\leq 35$  years old). The number of brochures distributed across the 5 participating private doctor-led clinics were similar and more English brochures (71.2%) were distributed compared to the other languages (See Table 1).

Table 1: Characteristics of participants who received a brochure to attend HTS at a private clinic between 24 January 2022 to 15 April 2022

		Number of participants receiving brochures			
		Total brochures received by participants (n=11 471)	Standard of care brochure (n=3802)	Healthy lifestyle brochure (n=3840)	Recipient of care voucher brochure (n=3829)
		n (%)	n (%)	n (%)	n (%)
Language distribution	English	8165 (71.2)	2716 (71.4)	2720 (70.8)	2729 (71.3)
	IsiZulu	2656 (23.2)	874 (23.0)	899 (23.4)	883 (23.1)
	SeSotho	650 (5.7)	212 (5.6)	221 (5.8)	217 (5.7)
GP practice catchment	Clinic_1	2205 (19.2)	723 (19.0)	748 (19.5)	734 (19.2)

		Number of participants receiving brochures			
		Total brochures received by participants (n=11 471)	Standard of care brochure (n=3802)	Healthy lifestyle brochure (n=3840)	Recipient of care voucher brochure (n=3829)
		n (%)	n (%)	n (%)	n (%)
	Clinic_2	2354 (20.5)	787 (20.7)	788 (20.5)	779 (20.3)
	Clinic_3	2320 (20.2)	766 (20.2)	779 (20.3)	775 (20.2)
	Clinic_4	2211 (19.3)	731 (19.2)	732 (19.1)	748 (19.5)
	Clinic_5	2381 (20.8)	795 (20.9)	793 (20.7)	793 (20.7)
<b>Gender</b>	Male	6774 (59.1)	2246 (59.1)	2293 (59.7)	2235 (58.3)
	Female	4601 (40.1)	1532 (40.3)	1512 (39.4)	1557 (40.7)
	Other	24 (0.2)	8 (0.2)	6 (0.1)	10 (0.3)
	Missing	72 (0.6)	16 (0.4)	29 (0.8)	27 (0.7)
<b>Age group</b>	18-24 years	1890 (16.5)	654 (17.2)	612 (15.9)	624 (16.3)
	25-34 years	5774 (50.3)	1901 (50.0)	1911 (49.8)	1962 (51.2)
	35-44 years	3066 (26.7)	1015 (26.7)	1060 (27.6)	991 (25.9)
	≥ 45 years	669 (5.8)	216 (5.7)	228 (5.9)	225 (5.9)
	Missing	72 (0.6)	16 (0.4)	29 (0.8)	27 (0.7)

Among participants receiving brochures, 448 (3.9%) individuals presented at a private doctor-led clinic for services within 4 months and 50.7% of those presenting were males (see supplementary table 1). Most participants presented at clinic 1 (54.5%) and clinic 5 (35.7%) which were centrally located and had high visibility (centrally located with visible branding) compared to other clinics.

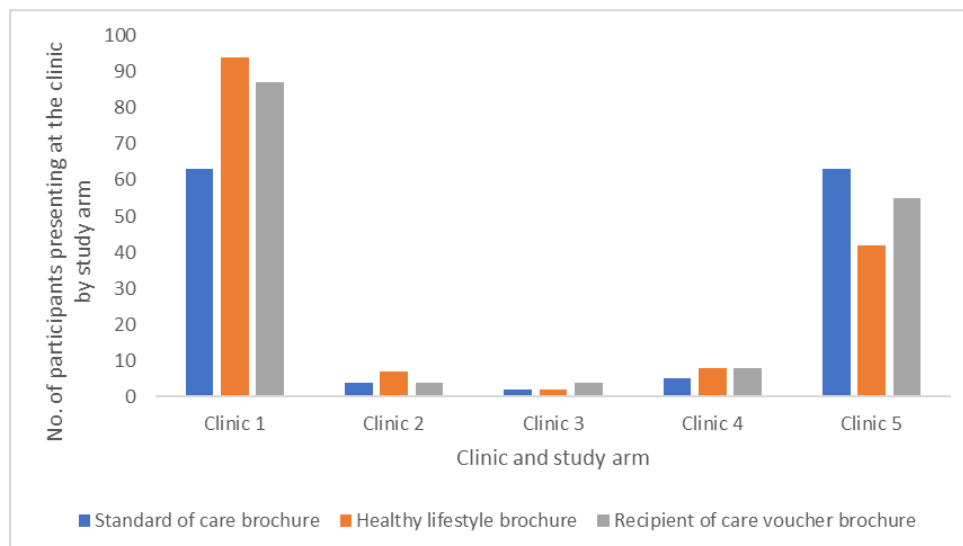


Figure 2: Proportion of individuals presenting at the private doctor-led clinic by study arm

Figure 2 shows the proportion of individuals presenting at the private doctor-led clinic by study arm. In regression analyses (Table 2), there were no significant differences in clinic presentation between the healthy lifestyle screening and SOC arm (Adjusted Odds Ratio [AOR] 1.02; 95% CI 0.79-1.33), and similarly between the recipient of care voucher and SOC arm (AOR 1.08; 95% CI 0.84-1.40). Results were robust to the exclusion of all duplicates (see supplementary table 2). When the clinics were grouped based on site characteristics, individuals were more likely to attend private doctor-led clinics that had high visibility for HTS (AOR=5.30; 95% CI: 4.14-6.79) across all study arms (see supplementary table 3). This included private doctor-led clinics that had gazebos and banners advertising the clinic and services provided set-up in visible areas of the clinic. This association did not vary by study arm.

Table 2: Effect of intervention on odds of presenting at the GP practice with study arm

Study arms	No. of participants receiving the brochures	No. of participants presenting at the clinic	% (95% CI)	Unadjusted OR (95% CI)	Adjusted OR* (95% CI)
Standard of care	3802	137	3.6% (3.03-4.25%)	1 [reference]	1 [reference]

Healthy lifestyle screening	3840	153	4.0% (3.39-4.65%)	1.11 (0.88-1.40)	1.02 (0.79-1.33)
Recipient of care voucher	3829	158	4.1% (3.52-4.81%)	1.15 (0.91-1.45)	1.08 (0.84-1.40)

\*Adjusted for gender, age group, clinic and language

## Discussion

HIV testing uptake at private doctor-led clinics in South Africa remains low despite free provision of testing services. Our study found that distributing brochures that used behavioural economics principles to promote the free HIV testing services in the clinic catchment areas did not increase HIV testing uptake compared to a traditional brochure. However, we found that distributing brochures in these locations outside of traditional health care facilities reached more men than women across all clinic locations. Supplementary findings showed that participants were more likely to present at private doctor-led clinics that were centrally located with high visibility. Establishing the effectiveness of the specific behavioural insights used to inform the intervention brochures is important in understanding the overall potential of behavioural economics in improving HIV outcomes.

There is limited research that uses randomised trials to rigorously evaluate alternative demand creation strategies to reach people for HIV testing in LMICs. Behaviourally informed brochures have been evaluated in other settings including studies promoting physical well-being<sup>15</sup> with minimal focus in using BE principles to design brochures for HIV testing. In our study we used a novel non-incentive intervention (recipient of care voucher) while other studies in rural Uganda and South Africa focused on using financial incentives to reach people for HIV testing<sup>16,17,18</sup>. These studies reported increased HIV testing uptake among participants in the incentives arm and were successful in reaching certain population groups. We further tested the healthy lifestyle screening which bundled HIV testing with other non-communicable disease screening to address the stigma associated with HIV testing. This approach was used in the public sector and adopted in other countries<sup>19,20,21</sup>, although experimental evaluations of such approaches remain limited. Even though our results did not show an increase in HIV testing when compared to

standard of care, other studies support the use of behavioural insights to inform interventions promoting HTS uptake<sup>22,23</sup>. While our interventions did not increase demand for HTS uptake among the general population, the intervention may be useful in expanding access to populations that are hard to reach through traditional testing models.

Interestingly, 59% of the demand creation materials distributed were received by males and just over 50% of those presenting at the private doctor-led clinic for services were also male. The distribution of men (50% men to 50% women) presenting for testing is still higher than is typically reported through traditional HIV testing campaigns<sup>24,25,26</sup>, 45% men vs 59% women aged 15-49 years were reported to have been tested in 2016<sup>27</sup>. The low participation of men in HIV testing programmes has been attributed to the fear of damaging their social reputation, potential of community rejection and emotional distress likely to be caused by a HIV-positive result<sup>28</sup>. The private doctor-led clinic testing model, though not directly linked to our interventions, addresses the disparities in HIV testing and holds potential to reach sub-populations that may not be reached through public sector testing modalities.

Supplementary findings showed that participants were 5.3 times more likely to present for services at clinics that were centrally located with high visibility. Studies have established that increased accessibility and affordability of health services is associated with higher clinic attendance<sup>29,30</sup>. Reducing hassle factors to accessing HIV testing services has potential to improve clinic attendance and it is possible that had the location characteristics of all the private doctor-led clinics matched the clinics with high presentation rates (centrally located with high visibility), there would be increased access across all. It is also possible that considering the private doctor-led clinic location may also attract more clients thereby increasing HIV testing demand.

The study had some key strengths and limitations worth highlighting. This study was embedded within the existing GP Care Cell program which reduced the study-related costs of setting up an independent project and facilitated the process of co-designing the intervention with the implementing partner (FPD) applying behavioural economics principles. However, we noted that the standard demand creation distribution before the study was not the same as the study

distribution which might partly explain the results presented. Since the first step of data collection (brochure distribution) took place at the private doctor-led clinics catchment areas, there were safety concerns that made it difficult for some data teams to record data on REDCap in real time and had to opt for paper-based data collection; this approach led to some of the data entry errors we reported in the paper. Despite these limitations we reached our set target and data collection for this RCT was completed in 4 months showing that it is possible to pair strong evaluation design with rapid results.

## **Conclusion**

Expanding access to HIV testing is central in reaching the UNAIDS 95-95-95 case finding targets. However, the success of the testing target in the UNAIDS 95-95-95 strategy masks the disparities in HIV testing coverage across populations. Services in the public health sector are unlikely to accommodate all populations and as we expand access to HIV testing services it is important to consider the role of the private sector in accelerating service delivery to bridge the gap. This requires exploring options to integrate HIV testing provision into the private health sector in line with the envisioned NHI policy and generating sufficient demand to attract the targeted populations.

## **List of abbreviations**

BE - Behavioural economics

FPD - Foundation for Professional Development

GPCC - General Practitioners Care Cell

HIV - Human Immunodeficiency Virus

HTS - HIV Testing Services

LMIC - Low- and middle-income countries

NHI - National Health insurance

RCT - Randomised controlled trial

SOC - Standard of care

## **Declarations**

### **Ethics approval and consent to participate**

The study protocol was approved by the University of Witwatersrand, University of Pennsylvania and Boston University and provided a waiver of informed consent during the distribution of brochures. Handing out brochures is a standard demand creation strategy and no personal identifiers were collected. The study could not have been conducted if consent were obtained. However, participants presenting at the private doctor-led clinic for services were requested to provide written consent before any data were collected and signed the HTS consent form before any medical procedures were done (standard of care).

### **Consent for publication**

Not applicable.

### **Availability of data and materials**

Data is available upon reasonable request.

### **Competing interests**

The authors declare no competing interests.

### **Funding**

The GPCC was co-funded by the Gauteng Department of Health and through a sub-award under Anova Health Institute from their US President's Emergency Plan for AIDS Relief (PEPFAR) / United States Agency for International Development (USAID) APACE grant (Agreement Number 72067418CA00023). The study overlaid the existing GPCC investment through support from the University of Pennsylvania via a Bill and Melinda Gates Foundation grant (INV008318). LL was partially supported by the National Institute of Mental Health of the National Institutes of Health under grant number K01MH119923. The content is solely the responsibility of the authors and does not necessarily represent the official views of the funders or the United States Government.

**Author Contributions:**

**Bokolo, Mabaso, Kruger, Mistri, Schmucker, Chetty-Makkan, Pascoe, Thirumurthy, & Long** had full access to all the data in the study and take full responsibility for the integrity of the data and the accuracy of the analysis.

**Concept and design:** Bokolo, Mabaso, Kruger, Mistri, Schmucker, Chetty-Makkan, Pascoe, Buttenheim, Thirumurthy, Long

**Drafting of the manuscript:** Bokolo, Mabaso, Kruger, Mistri, Chetty-Makkan

**Critical revision of the manuscript for important intellectual content:** Mabaso, Chetty-Makkan, Pascoe, Buttenheim, Thirumurthy, Long

**Statistical analysis:** Bokolo, Mistri, Chetty-Makkan, Pascoe, Buttenheim, Thirumurthy, Long

**Administrative, technical or material support:** Bokolo, Mabaso, Kruger, Mistri, Schmucker, Chetty-Makkan, Pascoe

**Supervision:** Chetty-Makkan, Pascoe, Buttenheim, Long

**Acknowledgments:** We would like to thank the Foundation for Professional Development for collaborating in the study and for the operational support for this study. We would also like to thank the participating General Practitioners who were part of the GP Care Cell programme for supporting this study.



## References

- <sup>1</sup>UNAIDS Data 2021. Available from [https://www.unaids.org/sites/default/files/media\\_asset/JC3032\\_AIDS\\_Data\\_book\\_2021\\_En.pdf](https://www.unaids.org/sites/default/files/media_asset/JC3032_AIDS_Data_book_2021_En.pdf). Date accessed 10 July 2022.
- <sup>2</sup>Boothe MAS, Baltazar CS, Sathane I, Raymond HF, Fazito E, Temmerman M, et al. Young key populations left behind: The necessity for a targeted response in Mozambique. *PLoS ONE*. 2021; 16(12): e0261943. <https://doi.org/10.1371/journal.pone.0261943>
- <sup>3</sup>Grimsrud A, Wilkinson L, Ehrenkranz P, Behel S, Chidarikire T, Chisenga T, et al. The future of HIV testing in eastern and southern Africa: Broader scope, targeted services. *PLoS Med*. 2023; 20(3): E1004182.
- <sup>4</sup>Meehan S, Leon N, Naidoo P, Jennings K, Burger R and Beyers N. Availability and acceptability of HIV counselling and testing services. A qualitative study comparing clients' experiences of accessing HIV testing at public sector primary health care facilities or non-governmental mobile services in Cape Town, South Africa. *BMC Public Health*. 2015; 15(845).
- <sup>5</sup>Wang W, Sulzbach S and De S. Utilization of HIV-related services from the private health sector: A multi-country analysis. *Social Science and Medicine*. 2011; 72(2): 216-223.
- <sup>6</sup>Basu S, Andrews J, Kishore S, Panjabi R and Stuckler D. Comparative Performance of Private and Public Healthcare Systems in Low- and MiddleIncome Countries: A Systematic Review. *PLoS Med*. 2012; 9(6): e1001244. doi:10.1371/journal.pmed.1001244.
- <sup>7</sup>Rao P, Gabre-Kidan T, Mubangizi DB and Sulzbach S. Leveraging the private health sector to enhance HIV service delivery in lower-income countries. *Journal of Acquired Immune Deficiency Syndromes*. 2011; 57 (2).
- <sup>8</sup>White Paper on National Health Insurance. 2015 Available from [https://www.gov.za/sites/default/files/gcis\\_document/201512/39506gon1230.pdf](https://www.gov.za/sites/default/files/gcis_document/201512/39506gon1230.pdf). Date accessed 20 March 2023.
- <sup>9</sup>Musoke D, Boyton P, Butler C and Musoke MB. Health seeking behaviour and challenges in utilising health facilities in Wakiso district, Uganda. *African Health Sciences*. 2014; 14 (1).
- <sup>10</sup>Linnemayr S and Stecher C. Behavioral Economics Matters for HIV Research: The Impact of Behavioral Biases on Adherence to Antiretrovirals (ARVs). *AIDS and Behavior*. 2015; 19(11): 2069-

2075.

<sup>11</sup>MacCarthy S, Mendoza-Graf A, Mayo-Wilson LJ, Wagner Z, Saya U, Chemusto H, et al. A qualitative exploration of health-related present bias among HIV-positive adults in Uganda. *AIDS Care*. 2023; 35(6):883-891.

<sup>12</sup>GP Care Cell programme. Available from <https://www.foundation.co.za/gpcc>. Date accessed 10 March 2023.

<sup>13</sup>Smitizsky G, Liu W and Gneezy U. The Endowment Effect: Loss Aversion or a Buy-Sell Discrepancy? *Journal of Experimental Psychology: General*. 2021; 150(9):1890-1900.  
doi: 10.1037/xge0000880.

<sup>14</sup>Schulz KF, Altman DG, Moher D, for the CONSORT Group. CONSORT 2010 Statement: updated guidelines for reporting parallel group randomised trials

<sup>15</sup>Elliott LR, White MP, Fleming LE, Abraham C and Taylor AH. Redesigning walking brochures using behaviour change theory: implications for walking intentions in natural environments. *Health Promotion International*. 2021; 36(4):1126-1139.

<sup>16</sup>Chamie G, Ndyabakira A, Marson KG, Emperador DM, Kanya MR, Havlir DV, et al. A pilot randomized trial of incentive strategies to promote HIV retesting in rural Uganda. *PLoS ONE*. 2020; 15(5): e0233600.

<sup>17</sup>Ndyabakira A, Getahun M, Byamukama A, Emperador D, Kabageni S, Marson K, et al. Leveraging incentives to increase HIV testing uptake among men: qualitative insights from rural Uganda. *BMC Public Health*. 2019; 19(1763).

<sup>18</sup>Inghels M, Kim H-Y, Mathenjwa T, Shahmanesh M, Seeley J, Wyke S, et al. Can a conditional financial incentive (CFI) reduce socio-demographic inequalities in home-based HIV testing uptake? A secondary analysis of the HITS clinical trial intervention in rural South Africa. *Social Science and Medicine*. 2022; 1(311):115305. doi: 10.1016/j.socscimed.2022.115305.

<sup>19</sup>Bulstra CA, Hontelez JAC, Otto M, Stepanova A, Lamontagne E, Yakusik A, et al. Integrating HIV services and other health services: A systematic review and meta-analysis. *PLoS Med*. 2021; 18(11): e1003836.

<sup>20</sup>Poehlman J, Uhrig JD, Friedman A, Scales A, Forsythe A and Robinson SJ. Bundling of STDs and HIV in Prevention Messages. *J Soc Mark*. 2015; 5(1): 2-20.

<sup>21</sup>Obure CD, Guinness L, Sweeney S Initiative I and Vassall A. Does integration of HIV and SRH

services achieve economies of scale and scope in practice? A cost function analysis of the Integra Initiative. *Sexually Transmitted Infections*. 2016; 92: 130-134.

<sup>22</sup>Brown LJ, Tan KS, Naidoo CJ and Nardone, A. Using behavioural insights to increase HIV self-sampling kit returns: a randomized controlled text message trial to improve England's HIV self-sampling service. *HIV Medicine*. 2018; 19: 585-596.

<sup>23</sup>Wagstaff A, van Doorslaer E and Burger R. SMS nudges as a tool to reduce tuberculosis treatment delay and pretreatment loss to follow-up. A randomized controlled trial. *PLoS ONE*. 2019; 14(6): e0218527.

<sup>24</sup>Johnson LF, Rehle TM, Jooste S and Bekker L-G. Rates of HIV testing and diagnosis in South Africa: successes and challenges. *AIDS*. 2015; 29: 1401–1409.

<sup>25</sup>Conserve DF, Issango J, Kilale AM, Njau B, Nhigula P, Memiah P, et al. Developing national strategies for reaching men with HIV testing services in Tanzania: results from the male catch-up plan. *BMC Health Services Research*. 2019. 19(317).

<sup>26</sup>Makusha T, Mabaso M, Richter L, et al. Trends in HIV testing and associated factors among men in South Africa: evidence from 2005, 2008 and 2012 national population-based household surveys. *Public Health*. 2017; 143: 1-7.

<sup>27</sup>Statistics South Africa. South Africa Demographic and Health Survey 2016: Key indicator report. Available from <https://www.statssa.gov.za/publications/Report%2003-00-09/Report%2003-00-092016.pdf>. Date accessed 03 August 2023.

<sup>28</sup>Orr N, Hajjiannis H, Myers L, Makhubele MB, Matekane T, Delate R, et al. Development of a National Campaign Addressing South African Men's Fears About HIV Counseling and testing and antiretroviral treatment. *Journal of Acquired Immune Deficiency Syndrome*. 2017; 74: 69–73.

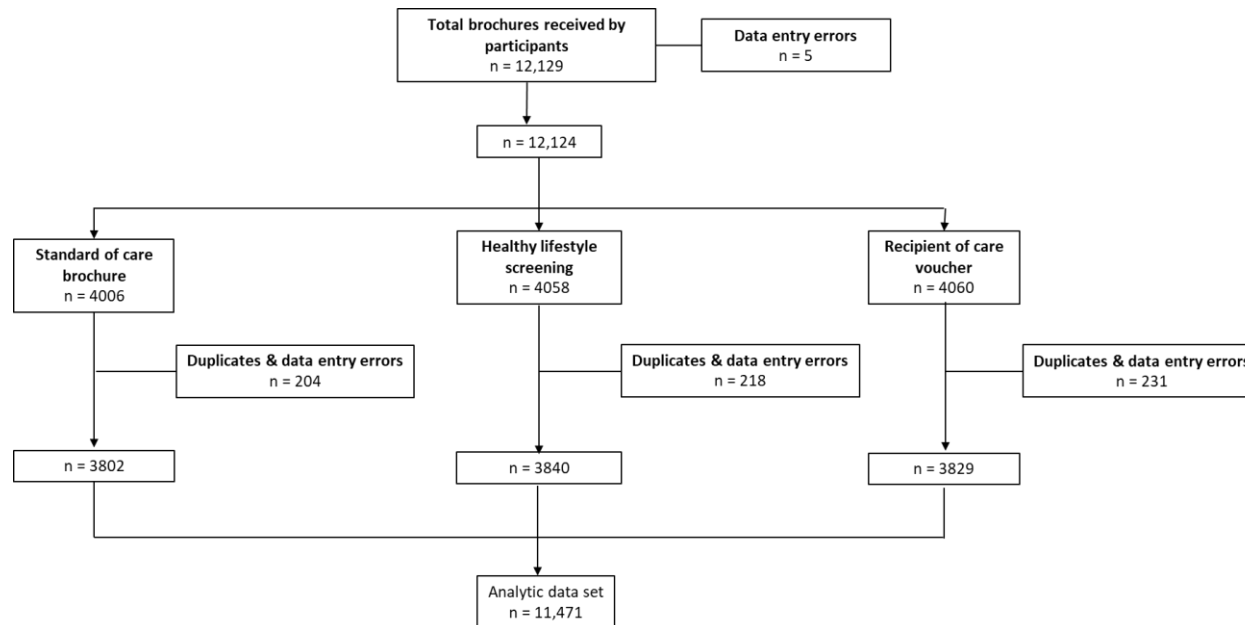
<sup>29</sup>Stellenberg, EL. Accessibility, affordability and use of health services in an urban area in South Africa. *Curationis*. 2015; 38(1).

<sup>30</sup>Gibson B, Ghosh D, Morano JP and Altice FL. 2014. Accessibility and utilization patterns of a mobile medical clinic among vulnerable populations. *Health Place*. 2014. 28: 153-166.



## Main tables and figures

Figure 1: CONSORT diagram describing the total number of brochures received by participants across the three study arms (n=11,471)

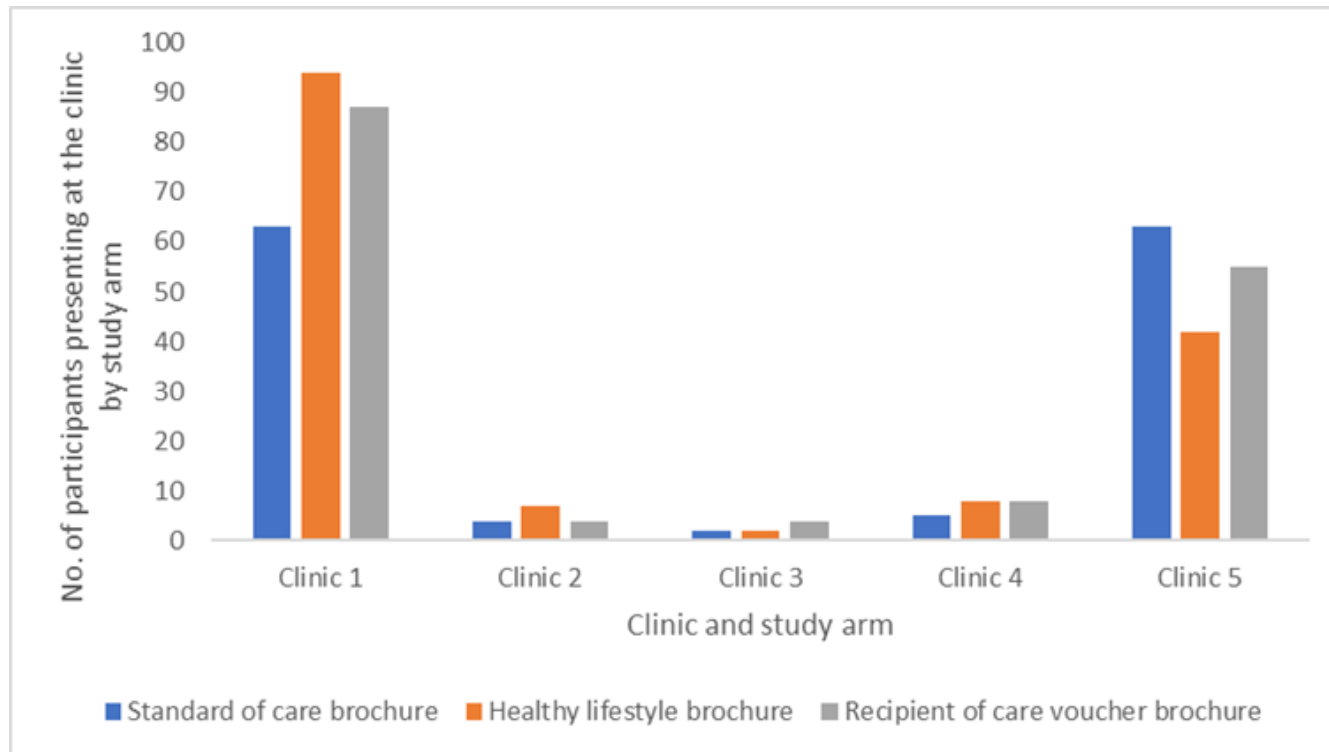


**Table 1: Characteristics of participants who received a brochure to attend HTS at a private clinic between 24 January 2022 to 15 April 2022**

		<b>Total brochures distributed (n=11 471)</b>	<b>Standard of care (n=3802)</b>	<b>Healthy lifestyle screening (n=3840)</b>	<b>Recipient of care voucher (n=3829)</b>
		<b>n (%)</b>	<b>n (%)</b>	<b>n (%)</b>	<b>n (%)</b>
<b>Language distribution</b>	English	8165 (71.2)	2716 (71.4)	2720 (70.8)	2729 (71.3)
	IsiZulu	2656 (23.2)	874 (23.0)	899 (23.4)	883 (23.1)
	SeSotho	650 (5.7)	212 (5.6)	221 (5.8)	217 (5.7)
<b>GP practice catchment</b>	GP_1	2205 (19.2)	723 (19.0)	748 (19.5)	734 (19.2)
	GP_2	2354 (20.5)	787 (20.7)	788 (20.5)	779 (20.3)
	GP_3	2320 (20.2)	766 (20.2)	779 (20.3)	775 (20.2)
	GP_4	2211 (19.3)	731 (19.2)	732 (19.1)	748 (19.5)
	GP_5	2381 (20.8)	795 (20.9)	793 (20.7)	793 (20.7)
<b>Gender</b>	Male	6774 (59.1)	2246 (59.1)	2293 (59.7)	2235 (58.3)
	Female	4601 (40.1)	1532 (40.3)	1512 (39.4)	1557 (40.7)
	Other	24 (0.2)	8 (0.2)	6 (0.1)	10 (0.3)
	Missing	72 (0.6)	16 (0.4)	29 (0.8)	27 (0.7)
<b>Age group</b>	18-24 years	1890 (16.5)	654 (17.2)	612 (15.9)	624 (16.3)
	25-34 years	5774 (50.3)	1901 (50.0)	1911 (49.8)	1962 (51.2)

		<b>Total brochures distributed (n=11 471)</b>	<b>Standard of care (n=3802)</b>	<b>Healthy lifestyle screening (n=3840)</b>	<b>Recipient of care voucher (n=3829)</b>
		<b>n (%)</b>	<b>n (%)</b>	<b>n (%)</b>	<b>n (%)</b>
	35-44 years	3066 (26.7)	1015 (26.7)	1060 (27.6)	991 (25.9)
	≥ 45 years	669 (5.8)	216 (5.7)	228 (5.9)	225 (5.9)
	Missing	72 (0.6)	16 (0.4)	29 (0.8)	27 (0.7)

Figure 2: Proportion of individuals presenting at the private doctor-led clinic by study arm



\*refer to supplementary material for distribution by gender and age



**Table 2. Effect of intervention on odds of presenting at the GP practice with study arm**

<b>Study arms</b>	<b>No. of participants receiving the brochures</b>	<b>No. of participants presenting at the clinic</b>	<b>% (95% CI)</b>	<b>Unadjusted OR (95% CI)</b>	<b>Adjusted OR* (95% CI)</b>
Standard of care	3802	137	3.6% (3.03-4.25%)	1 [reference]	1 [reference]
Healthy lifestyle screening	3840	153	4.0% (3.39-4.65%)	1.11 (0.88-1.40)	1.02 (0.79-1.33)
Recipient of care voucher	3829	158	4.1% (3.52-4.81%)	1.15 (0.91-1.45)	1.08 (0.84-1.40)

\*adjusted for study arm, gender, age group, GP group