

## Use of Drama for Improving Breastfeeding Initiation, Exclusive Breastfeeding and Breastfeeding Self-efficacy among Rural Pregnant Women from Selected Communities in Two Local Government Areas (LGAs) in Ibadan, Nigeria

Ogundairo Omotola Yetunde<sup>1\*#a</sup> Adepoju Oladejo Thomas<sup>1#a</sup> Olumide Olufunmilola Adesola<sup>2#b</sup>

<sup>1</sup> Department of Human Nutrition and Dietetics, College of Medicine, Faculty of Public Health, University of Ibadan, Oyo State, Nigeria.

<sup>2</sup> Institute of Child Health, College of Medicine, Faculty of Public Health, University of Ibadan, Oyo State, Nigeria.

<sup>#a</sup>Current Address: Department of Human Nutrition and Dietetics, Faculty of Public Health, College of Medicine, University of Ibadan, Oyo State, Nigeria.

<sup>#b</sup>Current Address: Institute of Child Health, University College of Medicine, University of Ibadan, Oyo State, Nigeria

\*Corresponding author email: [omotolaogundairo1@yahoo.com](mailto:omotolaogundairo1@yahoo.com)

### Abstract

**Background:** Breastfeeding self-efficacy (BFSE) is a key variable that enhances exclusive breastfeeding (EBF) and promotes positive health outcomes for infants and their mothers. To increase BFSE and EBF of mothers, numerous interventions targeting prenatal and postnatal periods have been developed. However, there is paucity of studies utilizing drama interventions for improving BFSE and EBF.

**Objectives:** This study assessed the effect of drama usage on breastfeeding self-efficacy, initiation, and exclusive breastfeeding of pregnant women in rural communities in Lagelu and Egbeda Local Government Areas (LGAs).

**Methodology:** A quasi-experimental designed was carried out with pregnant women in their second trimester. Selected communities from Lagelu and Egbeda LGAs were randomized into experimental and control groups. A total of 200 pregnant women (100 experimental and 100

control groups) were enlisted as well as followed-up at one, three, and six months after giving birth. Six-session program comprising four episodes of drama and two sessions on hygiene practices were presented to experimental groups in the communities prior to delivery, while the control group received only hygiene talk. An electronic questionnaire (ODK) was used to obtain information on socio-demographic, BFSE, initiation, and exclusive breastfeeding during prenatal and postnatal periods. BSFE score was categorized as low (14–32), average (33-51), and high (52–70). Descriptive and inferential statistics was used to analyzed data  $\alpha 0.05$ .

**Results:** The experimental and control mean ages were  $28.40 \pm 6.50$  and  $27.00 \pm 6.20$  respectively. Average and high BSE pre-intervention (11.0%; 89.0% and 9.0%; 91.0%) and six months post-intervention (97.3%;100% and 95.2%; 95%) for intervention and control. Age, marital status and occupation were predictors of BFSE ( $R^2 = 22.3$ ;  $p < 0.001$ )

**Conclusion:** Experimental women had an increase in BFSE, initiation, and EBF practice compared to control women.

**Keywords:** self-efficacy, trimesters, exclusive

## INTRODUCTION

Breastfeeding self-efficacy enhances a woman's ability to confidently breastfeed her infants. It predicts the mother's decision on breastfeeding, the preferred method she plans to use in feeding her infants, how much effort she will use to achieve this, her thought pattern, as well as her emotional reactions to breastfeeding difficulties (1). Several studies have identified the linkage between breastfeeding self-efficacy, breastfeeding intention, initiation, duration, and exclusivity (2-3). However, breastfeeding self-efficacy was identified as a key factor that influences maternal perceptions and behaviors (4-5) and this has is also associated with maternal depression, postpartum depression, perceived insufficient breastmilk, and social support (6,7).

The four drivers of breastfeeding self-efficacy used to sustain an individual health behavior was used to develop a breastfeeding self-efficacy intervention model to increase the confidence of mothers to breastfeed their infants (4). This model increased the confidence of mothers to breastfeed their infants at home, in the community, and in hospitals. During the prenatal and postnatal periods, different educational material such as flip charts, pamphlets, videotapes, skin-to-skin contact, and health talk have been used to increase the breastfeeding self-efficacy of mothers (8-10). The findings showed a positive increase in breastfeeding self-efficacy as well as outcomes at one month, three months, and six months postpartum, respectively.

Little is known about the use of drama intervention to improve breastfeeding self-efficacy, initiation, and exclusive breastfeeding of mothers. Drama, which has a performance and interdisciplinary attribute for multiple representations and understanding of important questions as well as ensuring the synergy between cognitive and emotional domains, has been used in the health sector, but little has been documented on its use in the promotion of breastfeeding. Van de Water

(2021) noted that research from other disciplines such as sociology, neuroscience, and psychology has started to embrace the position of drama practitioners that "human instincts call for embodied and contextualized learning". Drama not only encourages participants and viewers to envision possibilities in their thoughts but also creates opportunities for them to express abstractly conceived ideas (11). There is still dearth of information on the use of drama for improving breastfeeding self-efficacy, breastfeeding initiation, and exclusive breastfeeding of women. This study was therefore designed to assess the use of drama intervention to improve breastfeeding self-efficacy, initiation, and exclusive breastfeeding of women from selected communities in Ibadan, Oyo State, Nigeria.

## **METHODOLOGY**

### **Study design and participants**

A quasi-experimental study was conducted over a period of 18 months (June 2020 to December 2021). A total of 200 pregnant women in their second trimester who gave their voluntary consent were recruited from selected rural communities in Egbeda and Lagelu Local Government Areas and randomized into the intervention (n=100) and control groups (n=100). A pre-tested, self-administered questionnaire consisting of five sections was used to obtain information. Each section includes: maternal socio-demographic characteristics, pregnancy related issues (pregnancy trimesters, parity, mode of delivery, antenatal registration, and sources of care, breastfeeding self-efficacy, breastfeeding initiation, and exclusive breastfeeding practices. Breastfeeding self-efficacy was assessed using with breastfeeding self-efficacy short form tools (BSES-sf), 14-item scale revised by Dennis (2003). This was initially a 33-item scale by Dennis and Faux (1999). Breastfeeding initiation and exclusive breastfeeding was assessed using the breastfeeding practices

questions by Agboh et al., (2007). A total of 14 questions were asked from the respondents. Each question was graded on a five-point Likert scale: 5 = Very Confident, 4 = Confident, 3= Sometimes confident, 2 = not very confident, and 1 = not at all confident. The total score from each respondent was categorized as low self-efficacy (14-32), average self-efficacy (33-51) and high self-efficacy (52-70) (14-15).

### **Data collection**

A computer aided personal assistant (open data kit) was used to obtain information from respondents at baseline and endline (one, three and six month postpartum). At baseline, information on socio-demographic characteristics, pregnancy-related issues, and breastfeeding self-efficacy was obtained. Also at baseline, a breastfeeding chart containing the expected date of delivery, names, and phone numbers of the participants and their spouses was developed to monitor each respondent delivery days for other follow-up data. Peer-support women who also lived in the various communities assisted in monitoring the participants and provided daily delivery reports on the time and day of delivery. After they were discharged from the hospital, follow-up data on breastfeeding initiation time, exclusive breastfeeding practices, and breastfeeding self-efficacy was also obtained at their homes.

The first follow-up was conducted within one week postpartum for the participants who gave birth to obtain information on their breastfeeding initiation time. At one month postpartum, the second follow-up was conducted to assess their confidence on exclusive breastfeeding practice. At three and six months postpartum, The third follow-up and fourth follow-up was conducted at to also assess the mother's confident and practice of exclusive breastfeeding. Participants in the control

group received a two-episode, step-by-step practical session on hand washing and personal hygiene.

A drama-based intervention model was designed with the four drivers of breastfeeding self-efficacy to increase the breastfeeding self-efficacy of participants in the intervention group prior to their delivery. They viewed a recorded 80-minute, four-episode drama-based intervention in open village squares. This was done concurrently in the two LGAs every fortnight for a period of two weeks. The recorded drama piece contains information on early initiation and importance of colostrum, proper positioning and attachments, perceived insufficient breast milk and breast size, advantages of breastfeeding to mothers and infants, and mothers past and present successes were all covered in the recorded drama. For the first week, the women viewed two episodes of the drama containing information on early initiation, the importance of colostrum, proper positioning and attachments in breastfeeding, and perceived insufficient milk for a period of 40 minutes. The second episode contained information on the breast size and quantity of breastmilk, the benefits of breastfeeding to mother, child, and community, and mothers past and present experiences with breastfeeding. At the end of each episode, there was a brief discussion with the participants to assess their level of understanding and knowledge, and this was used as a basis for further understanding in the next episode.

### **Ethical approval**

Ethical approval was obtained from the University College Hospital and University of Ibadan Ethical Review Committee and Oyo State Ethical Review Committee

## Data Analysis

Baseline data were summarized with descriptive statistics. Independent t-test was used to compare mean values, Chi-square test was used to test for association between variables, repeated measure of Analysis of variance (ANOVA) was used to determine change in breastfeeding self-efficacy mean scores, and logistic regression was used to identify other predictors of breastfeeding self-efficacy at  $p < 0.01$ .

## RESULTS

Table 1 explains the socio-demographic characteristics of women in the study group. The overall mean ages of the respondent were  $27.00 \pm 6.20$  and  $28.40 \pm 6.50$  for intervention and control groups. Slightly above half (53.5%) were between 20 – 29 years of age, and 52.5% were Christians. Almost all (97.0%) participants were married, 90.5% were Yoruba, and 60% had a secondary level of education as their highest level of education. Most (89.5%) participants earned less than the government-regulated monthly minimum wage of ₦30,000.00, and 37.5% were traders. There was no significant difference in the socio-demographic characteristics of the participants in the intervention and control groups ( $p > 0.01$ ).

In Table 2, 49.0% of the participants were in their second trimesters of pregnancy, 77% were multiparous mothers, 73.5% had registered at the antenatal clinic, and 76.0% gave birth to their previous child through normal spontaneous vaginal delivery.

### Breastfeeding initiation of women by study group.

In Figure 1, 52.3% of the participants in the control group initiated breastfeeding within the WHO recommended period of the first hour of birth, while 65.5% initiated breastfeeding within the WHO

recommended standard of one hour in the intervention group, showing that there was a significant difference between the proportion of women who initiated breastfeeding early in the intervention group compared with the control group ( $p < 0.01$ ).

In Figure 2, 22.9% of participants in the control group practiced exclusive breastfeeding (EBF), while 43.2% practiced EBF in the intervention group.

Table 1: Socio-demographic characteristics of participants

Variable	Control N (%)	Intervention N (%)	Total	p-value
<b>Age in Years</b>				
<20years	7(7.0)	8(8.0)	15(7.5)	0.550
20 - 29years	49(49.0)	58(58.0)	107(53.5)	
30 - 39years	39(39.0)	30(30.0)	69(34.5)	
<b>Ethnicity</b>				
Yoruba	97(97.0)	84(84.0)	181(90.5)	0.018
Igbo	2(2.0)	3(3.0)	5(2.5)	
Hausa	0(0.0)	5(5.0)	5(2.5)	
TIV/Benue	0(0.0)	4(4.0)	4(2.0)	
Others	1(1.0)	4(4.0)	5(2.5)	
<b>Religion</b>				
Christianity	46(46.0)	59(59.0)	105(52.5)	0.066
Islam	54(54.0)	41(41.0)	95(47.5)	
<b>Marital status</b>				
Single	1(1.0)	5(5.0)	6(3.0)	0.097
Married	99(99.0)	95(95.0)	194(97.0)	
<b>Educational Level</b>				
None	4(4.0)	8(8.0)	12(6.0)	0.405
Primary	21(21.0)	27(27.0)	48(24.0)	
Secondary	65(65.0)	55(55.0)	120(60.0)	



Post-Secondary	10(10)	10(10)	20(10.0)	
<b>Occupation</b>				
Artisan	43(43.0)	30(30.0)	73(36.5)	0.049
Trader	39(39.0)	36(36.0)	75(37.5)	
Full housewife	11(11.0)	20(20.0)	31(15.5)	
Others	7(7.0)	8(8.0)	15(7.5)	
Farmer	0(0.0)	4(4.0)	4(2.0)	
Civil servants	0(0.0)	2(2.0)	2(1.0)	
<b>Monthly income</b>				
Less than ₦30,000	90(90.0)	89(89.0)	179(89.5)	0.818
≥₦30,000	10(10.0)	11(11.0)	21(10.5)	

Table 2: Pregnancy history of participants

Variable	Control N (%)	Intervention N (%)	Total	p-value
<b>Trimester of pregnancy at baseline</b>				
No Response	3(3.0)	5(5.0)	8(4.0)	0.333
Second trimester (4-6)	54(54.0)	44(44.0)	98(49.0)	
Third trimester (7-9)	43(43.0)	51(51.0)	94(47.0)	
<b>Parity</b>				
Multiparous	79(79.0)	75(75.0)	154(77.0)	0.502
Primiparous	21(21.0)	25(25.0)	46(23.0)	
<b>Mode of delivery of last pregnancy</b>				
Spontaneous normal delivery	76(76.0)	76(76.0)	152(76.0)	0.837
Caesarean section	1(1.0)	2(2.0)	3(1.5)	
No response	23(23.0)	22(22.0)	45(22.5)	
<b>Registered for antenatal</b>				
Yes	78(78.0)	69(69.0)	147(73.5)	0.149
No	22(22.0)	31(31.0)	53(26.5)	

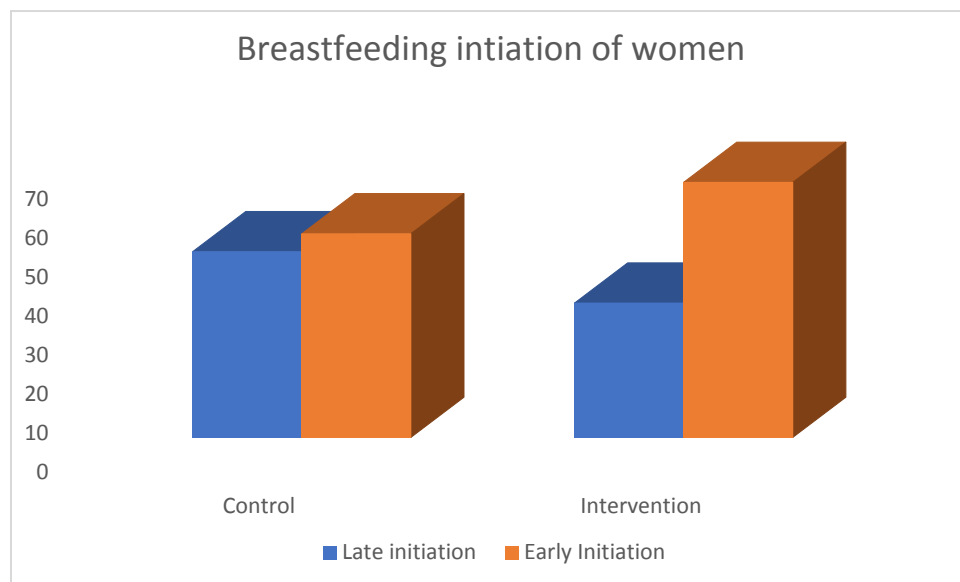


Figure 1: Breastfeeding initiation of women

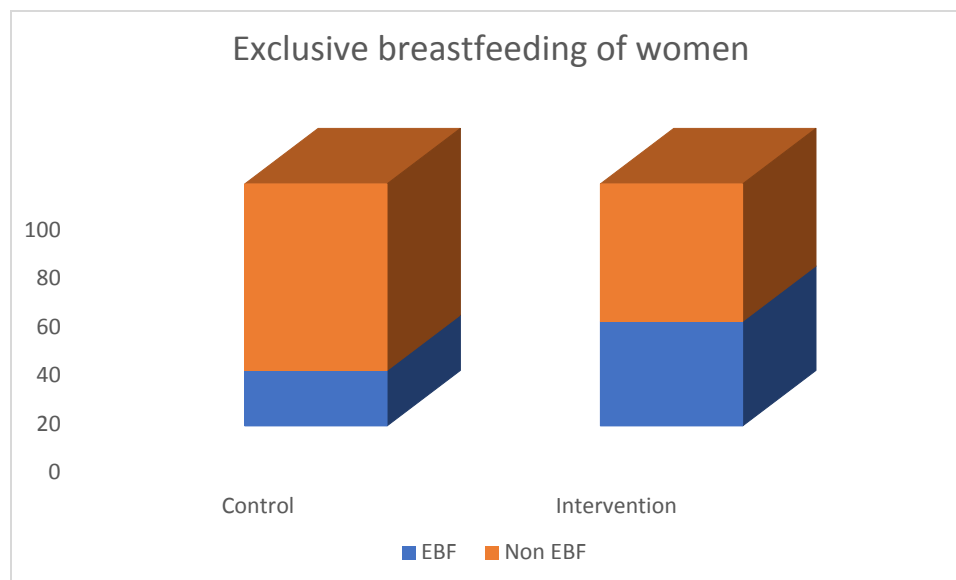


Figure 2: Exclusive breastfeeding practice of women

The figure below explains the trend in the breastfeeding self-efficacy (BFSE) mean score of women from baseline (pre-intervention) to endline (one, three, and six months post-intervention). At baseline, the BFSE mean score was  $58.47 \pm 5.83$  and  $59.39 \pm 7.52$  for control and intervention groups, while it was  $57.68 \pm 5.58$  and  $57.49 \pm 5.29$ ;  $59.05 \pm 5.03$  and  $59.51 \pm 5.47$ ;  $59.96 \pm 6.36$  and  $63.23 \pm 5.59$  at one month, three months, and six months postpartum for control and intervention groups, respectively ( $p < 0.05$ ). There was an increase in the mean breastfeeding self-efficacy score of women in the intervention group at three months and six months postpartum as compared to the control group ( $p < 0.001$ ). Age, marital status, delivery mode, and occupation were identified as predictors of breastfeeding self-efficacy.

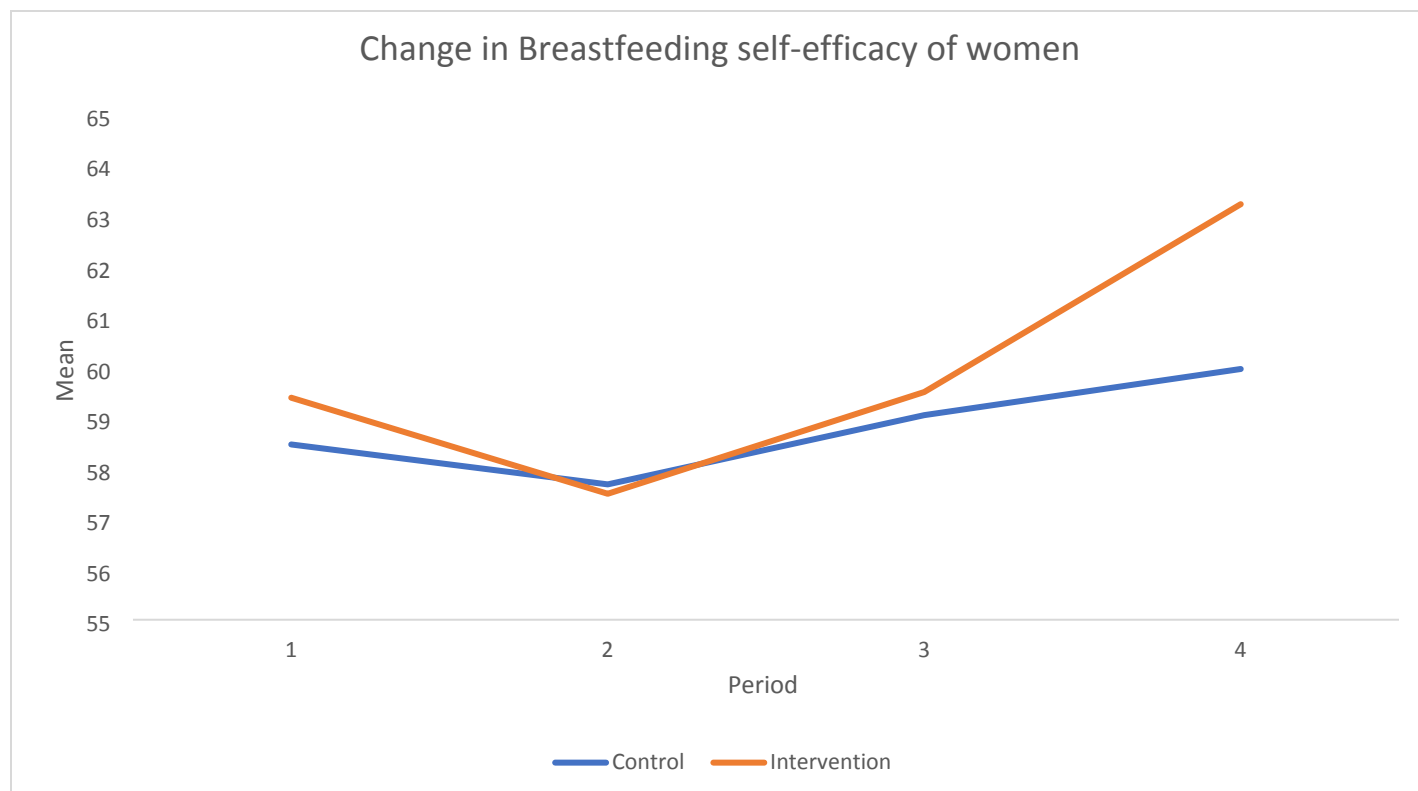


Figure 3: Change in the breastfeeding self-efficacy mean score of women

**Table 3: Regression analysis**

Model	B	SE	T	Sig	95.0% Confidence Interval for B	
					Lower bound	upper bound
Age	0.239	4.935	2.580	0.11	0.56	0.422
Marital Status	6.379	3.235	2.083	0.39	0.335	13.142
Occupation	3.067	1.406	2.182	0.31	0.284	5.849

**Table 4: Summary of Model analysis**

Model summary	R	R Squares	Adjusted R square	Standard error of estimate	F	Sig
	0.472	0.223	0.108	5.02845	1.946	0.018

## **DISCUSSION**

The findings of the socio-demographic characteristics gave an overall mean age of  $27.00 \pm 6.20$  and  $28.40 \pm 6.50$  for intervention and control groups. Some demographic variables were also identified as predictors of breastfeeding self-efficacy and exclusive breastfeeding practices of the women. Some of these factors include maternal age, marital status, post-secondary education and occupation while for exclusive breastfeeding practices of the women. This is similar to that of Al-Thubaity et al., (2023); Salarvand et al., (2023); Corby et al., (2021) and Economou et al., (2021). The drama intervention had a significant effect on the breastfeeding of women in the intervention group as compared to those in the control group. At three and six months postpartum, women in the intervention group had significantly higher mean breastfeeding self-efficacy scores than women in the control group. However, most of the intervention also initiated breastfeeding early as well as practice exclusive breastfeeding unlike those in the control group. This is consistent with other studies by Almohanna *et al.* (2020), Azimi *et al.* (2020), Arban *et al.* (2018), Dodt *et al.*, 2015; McQueen *et al.*, 2011) that evaluated the effect of educational interventions, flipcharts, health talks, counseling, and internet based electronic technology interventions on breastfeeding self-efficacy and breastfeeding outcomes of women.

### **Breastfeeding initiation and exclusivity**

Majority of the participants (65.5%) in the intervention group started breastfeeding within the recommended WHO standard of one hour after delivery, and 43.2% exclusively breastfed their infants for six months postpartum. This result is consistent with the finding of Ansari et al. (2014). About one third of the infants were fed first breast milk (colostrum) and also had skin-to-skin contact with their mothers. Few challenges were also reported by participants to affect the practice

of exclusive breastfeeding and this include: nipple pain, insufficient breastmilk, sunken fontanel (*Oka-ori*), inability to sleep well, eating regularly, and mother-in-law advice on the introduction of herbs and water to infants before six months. These results concur with that of Awaliyah *et al.* (2017), Liu *et al.* (2011), and Bunik *et al.* (2010). Despite this, the drama intervention was observed to be effective in improving the breastfeeding initiation rate and exclusive breastfeeding of participants.

### **Breastfeeding self-efficacy**

The results from these findings show the breastfeeding self-efficacy mean score at baseline to be higher than 46.4 reported by McQueen *et al.* (2011), 55.8 by Dennis (2003), and 55.5 by Wutke and Dennis (2007). The variation in the mean score might be due to the difference in location and sample size. At three and six months postpartum, the mean score of women in the intervention group was higher than those in the control group. This is inline with the results of intervention work using workshop, workbooks, pamphlets, videos, movies, flipcharts, peer educators, and telephone (6, 8-9,25-26, 28-32).

The mode of delivery had a significant positive effect on the breastfeeding self-efficacy of the participants. Participants who had spontaneous normal vaginal delivery and marital status had high breastfeeding self-efficacy. This is in line with the work of Ngo *et al.* (2019) and Economou *et al.* (2021), as most women who are married tend to have support from their partners on breastfeeding self-efficacy, thereby enhancing their practice of exclusive breastfeeding.

## **Conclusion**

There was an increase in the breastfeeding self-efficacy, breastfeeding initiation, and exclusive breastfeeding of women in the intervention group compared to those in the control group from baseline to six months postpartum. The drama intervention was therefore effective in the increase of breastfeeding self-efficacy to achieve the WHO recommended exclusive breastfeeding rate.

The practice of exclusive breastfeeding and mothers' breastfeeding self-efficacy was also found to be influenced by predictors such as maternal age, marital status, occupation, and education. To increase the exclusivity rate, policies should also be developed on the use of educational entertainment by healthcare professionals, such as theater.

***Conflict of interest:** This study was sponsored by Nestle Research Foundation, Switzerland.*

## **Acknowledgements**

I would like to appreciate all the research participants from the selected communities in the two Local Government Areas for their voluntary consent and participation during the period of the study. I would also like to thank the peer support group in the communities who helped to monitor these women from pregnancy to the period of their delivery.



## REFERENCE

1. Dennis, C. (1999). Theoretical underpinnings of breastfeeding confidence: A self-efficacy framework. *Journal of Human Lactation*, 15, 195–201.
2. Parkinson J, Russell-Bennett R, Previte J (2010). The role of mother-centred factors influencing the complex social behaviour of breastfeeding: social support and self-efficacy. Sydney: Australian and New Zealand Marketing Conference (ANZMAC), 29 November - 1 December 2010, Christchurch, New Zealand
3. Bowles BC (2011). Promoting breastfeeding self-efficacy fear appeals in breastfeeding management. *Clinical Lactation*; 2(1):11-14.
4. Dennis, C.L., (2003). The breastfeeding self-efficacy scale: Psychometric assessment of the short form. *Journal of Obstetric Gynecology and Neonatal Nursing*, 32(6), 734-744
5. Avery, A., Zimmermann, K., Underwood, P. W., and Magnus, J. H. (2009). Confident commitment is a key factor for sustained breastfeeding. *Birth*, 36, 141–148.
6. Sholeye OO, Catherine AB, Olubukunola AJ (2014). Dietary habit of pregnant women in Ogun-East senatorial zone, Ogun state, Nigeria: A comparative study. 2014; 6:42-9
7. Faridvand, F., Mirghafourvand, M., Malakouti, J., Mohammad-Alizadeh Charandabi, S., (2017). Relationship between social support and breastfeeding self-efficacy among women in Tabriz, Iran. *Br. J. Midwifery* 25 (2), 103–109. doi:10.12968/bjom.2017.25.2.103.
8. Nguyen PH, Kim SS, Nguyen TT, Hajeebhoy N, Tran LM, Alayon S, et al. (2016). Exposure to mass media and interpersonal counseling has additive effects on exclusive breastfeeding and its psychosocial determinants among Vietnamese mothers. *Matern Child Nutr.*12: 713–25
9. Chan Man Yi, Ip Wan Yim, Choi Kai Chow (2016). The effect of a self-efficacy based educational programme on maternal breastfeeding self-efficacy, breastfeeding duration and exclusive breastfeeding rates: A longitudinal study. *Midwifery* 36 (2016) 92-98
10. Di Shi Wu, Jie Hu, Thomas P. McCoy & Jimmy T. Efid (2013). The effects of a breastfeeding self-efficacy intervention on short-term breastfeeding outcomes among primiparous mothers in Wuhan, China
11. Manon van de Water (2021) Drama in education: why drama is necessary. SHS Web of Conferences 98, 02009. <https://doi.org/10.1051/shsconf/20219802009> [Education and City 2020](https://www.shs-conferences.com/articles/shsconf/abs/2021/02/shsconf_2021_98_02009.html)

12. Dennis, C.L., and Faux, S. (1999). Development and psychometric testing of the breastfeeding self-efficacy scale. *Research in Nursing and Health*, 22, 399– 409.
13. Agho KE, Dibley MJ, Odiase JI, Ogbonmwan SM (2007). Determinants of exclusive breastfeeding in Nigeria. *BMC Pregnancy Childbirth*. 2011;11(1):2. <https://doi.org/10.1186/1471-2393-11-2>
14. Oriá MOB, Ximenes LB (2010). Translation and cultural adaptation of the Breastfeeding Self-Efficacy Scale to Portuguese. *Acta Paul. de Enferm.* [Internet]. [cited 17 Jul 2021]; 23(2). Available from: <https://doi.org/10.1590/S0103-21002010000200013>.
15. Dodt, R. C. M., Ximenes, L. B., Almeida, P. C., Oria, M. O. B., & Dennis, C. L. (2012). Psychometric assessment of the short form version of the Breastfeeding Self-Efficacy Scale in a Brazilian sample. *Journal Nursing Education Practice*, 2(3), 66-73. doi:10.5430/ jnep.v2n3p66
16. Almohanna AA, Win KT, Meedya S (2020). Effectiveness of internet-based electronic technology interventions on breastfeeding outcomes: systematic review. *Journal of Medical Internet Resolution*. 22(5): e17361
17. Azimi N, Nasiri A (2020). The effect of peer counseling on breastfeeding behavior of primiparous mothers: a randomized controlled field trial. *Public Health Nursing*. 37(3):446–52.
18. Araban M, et al (2018). Randomized controlled trial of a prenatal breastfeeding self-efficacy intervention in primiparous women in Iran. *J Obstetrics Gynecology Neonatal Nursing*.47(2):173–83.
19. McQueen, K. A., Dennis, C. L., Stremmler, R., & Norman, C. D. (2011). A pilot randomized controlled trial of a breastfeeding self-efficacy intervention with primiparous mothers. *Journal of Obstetric, Gynecologic, & Neonatal Nursing*, 40(1), 35-46. doi:10.1111/j.1552-6909.2010.01210.x
20. Ansari S, Abedi P, Hasanpoor S, Bani S (2014). The Effect of Interventional Program on Breastfeeding Self-Efficacy and Duration of Exclusive Breastfeeding in Pregnant Women in Ahvaz, Iran. *International Scholarly Research Notices*. 2014; 2014.
21. Nurbayanti Awaliyah, Imami Nur Rachmawati and Hayuni Rahmah. (2017). Breastfeeding self-efficacy as a dominant factor affecting maternal breastfeeding satisfaction. *BMC Nursing* 2019, 18(Suppl 1):30 <https://doi.org/10.1186/s12912-019-0359-6>

22. Liu L, Johnson HL, Cousens S, Perin J, Scott S, Lawn JE, et al (2011). Global, regional, and national causes of child mortality: an updated systematic analysis for 2010 with time trends since 2000. *Lancet*. 2012; 379(9832):2151–61.
23. Bunik, M., Shobe, P., O'Connor, M. E., Beaty, B., Langendoerfer, S., Crane, L., & Kempe, A. (2010). Are 2 weeks of daily breastfeeding support insufficient to overcome the influences of formula? *Academic Pediatrics*, 10(1), 21-28. doi:10.1016/j.acap.2009.09.014
24. Wutke and Dennis (2007). The reliability and validity of the Polish version of the Breastfeeding Self-Efficacy Scale-Short Form: translation and psychometric assessment. *International Journal of Nursing Studies*.441439-1446. PMID:16982056 <http://dx.doi.org/10.1016/j.ijnurstu.2006.08.001>
25. Chaves AFL, Lima GP, Melo GM, Rocha RS, Vasconcelos HCA, Oria MOB (2015) Flipchart application for promoting maternal self-efficacy in breastfeeding. *Rev. Rene* 2015 May-June; 16(3): 407-14
26. Regina Claudia Melo Dodt, Emmanuella Silva Joventino, Priscilla Souza Aquino, Paulo Cesar Almeida, Lorena Barbosa Ximenes (2015). An experimental study of an educational intervention to promote maternal self-efficacy in breastfeeding *Rev. Latino-AM. Enfermagem* 2015 July-August; 23(4): 725-32
27. Wu, D. S., Hu, J., McCoy, T. P., & Efid, J. T. (2014). The effects of a breastfeeding self-efficacy intervention on short-term breastfeeding outcomes among primiparous mothers in Wuhan, China. *Journal of Advanced Nursing*, 70(8), 1867-1879. doi:10.1111/jan.12349
28. Otsuka, K., Taguri, M., Dennis, C. L., Wakutani, K., Awano, M., Yamaguchi, T., & Jimba, M. (2014). Effectiveness of a breastfeeding self-efficacy intervention: Do hospital practices make a difference? *Maternal and Child Health Journal*, 18(1), 296–306. <https://doi.org/10.1007/s10995-013-1265-2>
29. Reinsma K, Bolima N, Fonteh F, Okwen P, Yota D, Montgomery S (2013). Incorporating cultural beliefs in promoting exclusive breastfeeding. *African Journal of Midwifery Women's Health* 2012;6 (2):65–70
30. Karimi Aghdas, Khadivzadeh Talat, Bagheri Sepideh. (2013). Effect of immediate and continuous mother–infant skin-to-skin contact on breastfeeding self-efficacy of primiparous women: A randomised control trial. *Women and birth*. Volume 27, Issue 1. March `2014. Pages 37-40

31. Kamran A, Shrifirad G, Mirkarimi SK, Farahani A. Effectiveness of breastfeeding education on the weight of child and self-efficacy of mothers-2011. *J Educ Health Promot.* 2012;1:11. doi:10.4103/2277-9531.98569
32. Karen A. McQueen, Williams J. Montelpare, Cindy-Lee Dennis (2013). Breastfeeding and Aboriginal Women: Validation of the Breastfeeding Self-Efficacy Scale Short Form. *CJNR* 2013, Vol. 45 NO 2
33. Economou, Ourania Kolokotroni, Irene Paphiti-Demetriou, Christiana Kouta, Ekaterini Lambrinou, Eleni Hadjigeorgiou, Vasiliki Hadjiona and Nicos Middleton 2021. The association of breastfeeding self-efficacy with breastfeeding duration and exclusivity: longitudinal assessment of the predictive validity of the Greek version of the BSES-SF tool Mary. *BMC Pregnancy and Childbirth* (2021) 21:421 <https://doi.org/10.1186/s12884-021-03878-3>
34. DaifAllah D. Al-Thubaity, Mohammed A. Alshahrani, Wafaa T. Elgzar and Heba A. Ibrahim. 2023. Determinants of High Breastfeeding Self-Efficacy among Nursing Mothers in Najran, Saudi Arabia. *Nutrients* 2023, 15, 1919. <https://doi.org/10.3390/nu15081919> <https://www.mdpi.com/journal/nutrients>
35. Kathryn Corby , Debbie Kane , Deborah Dayus. 2021. Investigating Predictors of Prenatal Breastfeeding Self-Efficacy. *Canadian Journal of Nursing Research* 0(0) 1–8.
36. Shahin Salarvand1, Sepideh Ghazvineh, Fatemeh Mousivand, Hasan Ahmadi Gharaei and Saeid Bitaraf. 2023. Health literacy and its related factors as predictors for the breastfeeding self-efficacy in a western province in Iran. *BMC Public Health* (2023) 23:593 <https://doi.org/10.1186/s12889-023-15522-0>.
37. Mary Economou, Ourania Kolokotroni, Irene Paphiti-Demetriou, Christiana Kouta, Ekaterini Lambrinou, Eleni Hadjigeorgiou, Vasiliki Hadjiona and Nicos Middleton. 2021. The association of breastfeeding self-efficacy with breastfeeding duration and exclusivity: longitudinal assessment of the predictive validity of the Greek version of the BSES-SF tool. *BMC Pregnancy and Childbirth* (2021) 21:421 <https://doi.org/10.1186/s12884-021-03878-3>

medRxiv preprint doi: <https://doi.org/10.1101/2023.08.03.23293594>; this version posted August 8, 2023. The copyright holder for this preprint (which was not certified by peer review) is the author/funder, who has granted medRxiv a license to display the preprint in perpetuity. It is made available under a [CC-BY 4.0 International license](#).

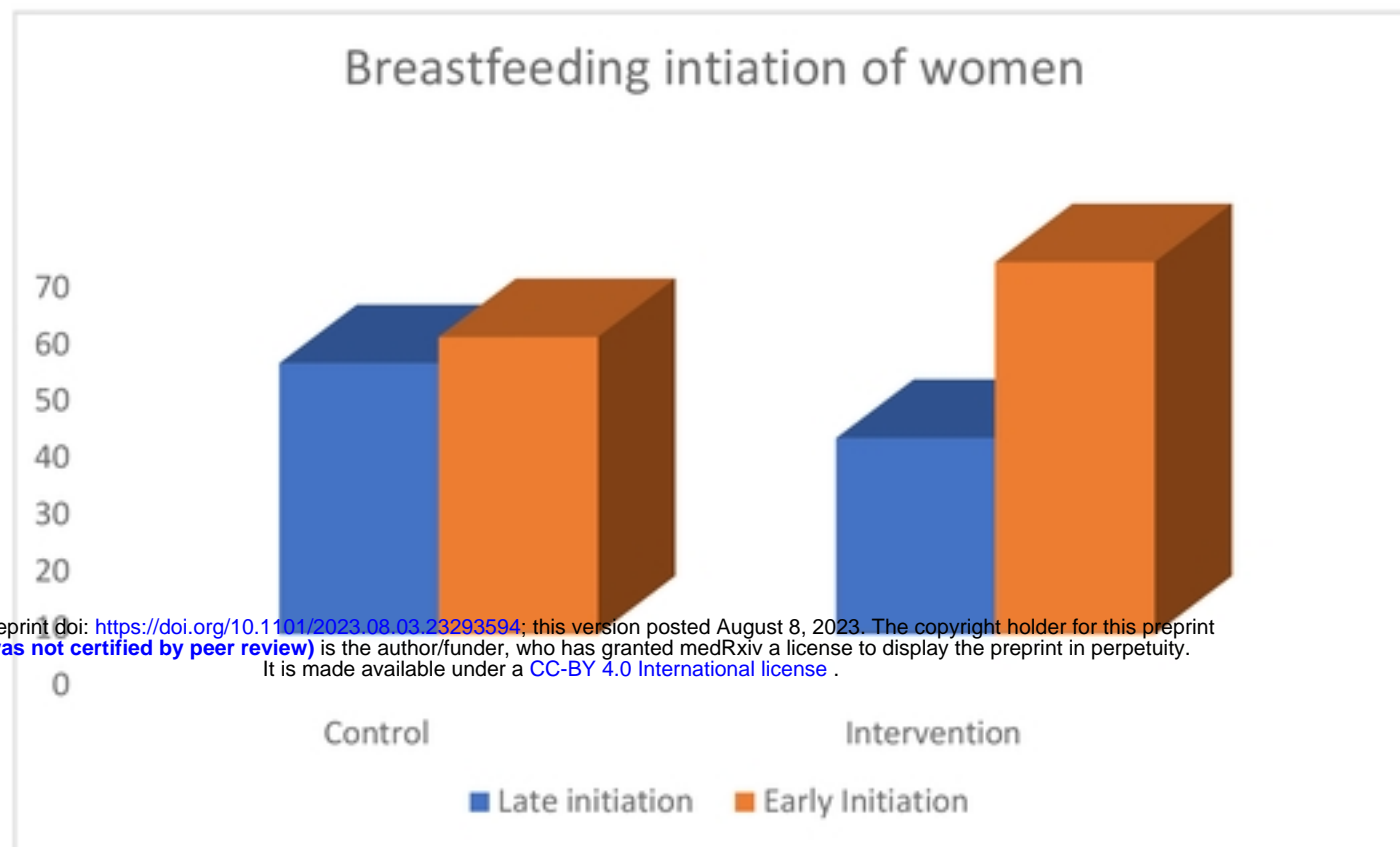


Figure 1: Breastfeeding initiation of women

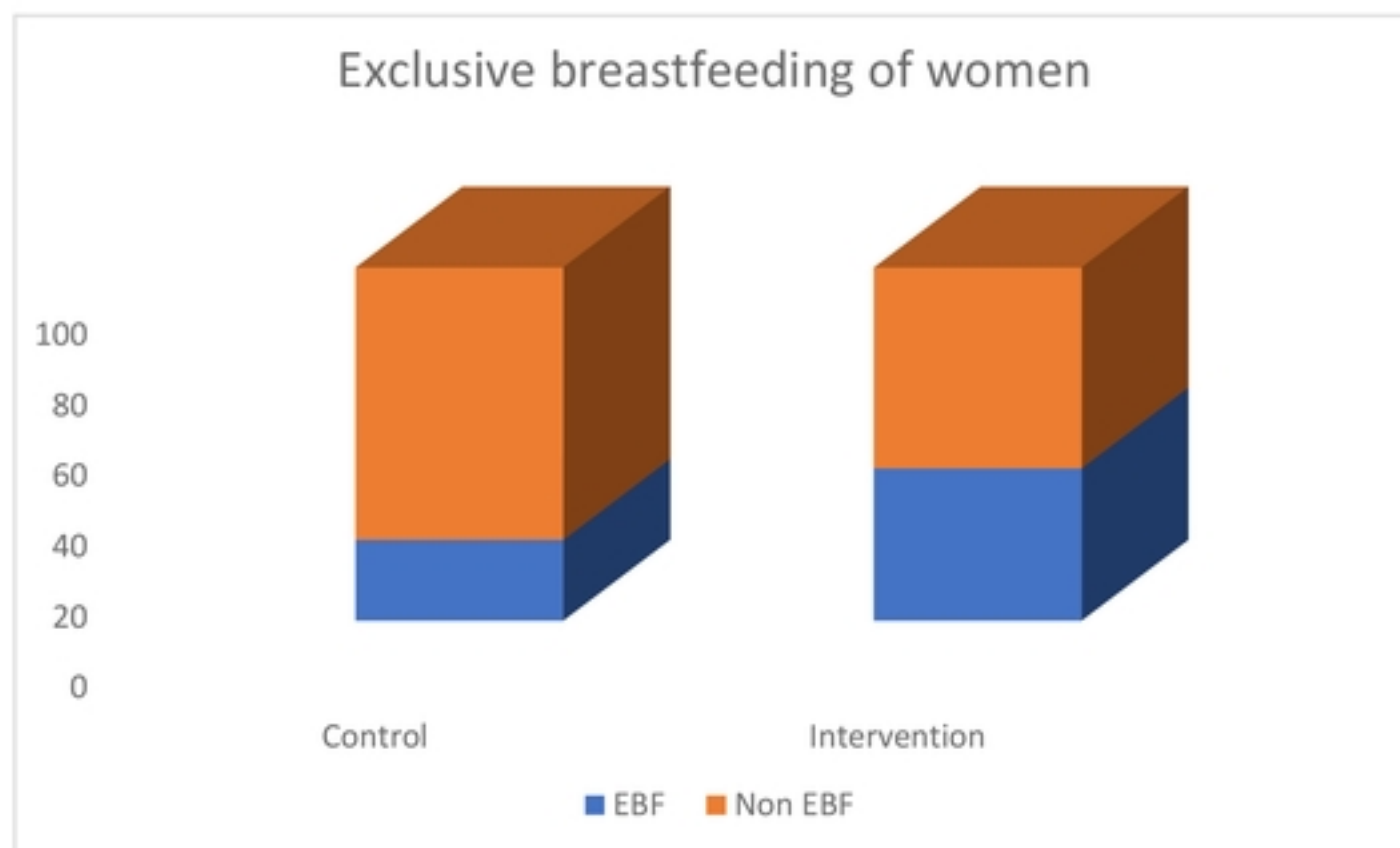
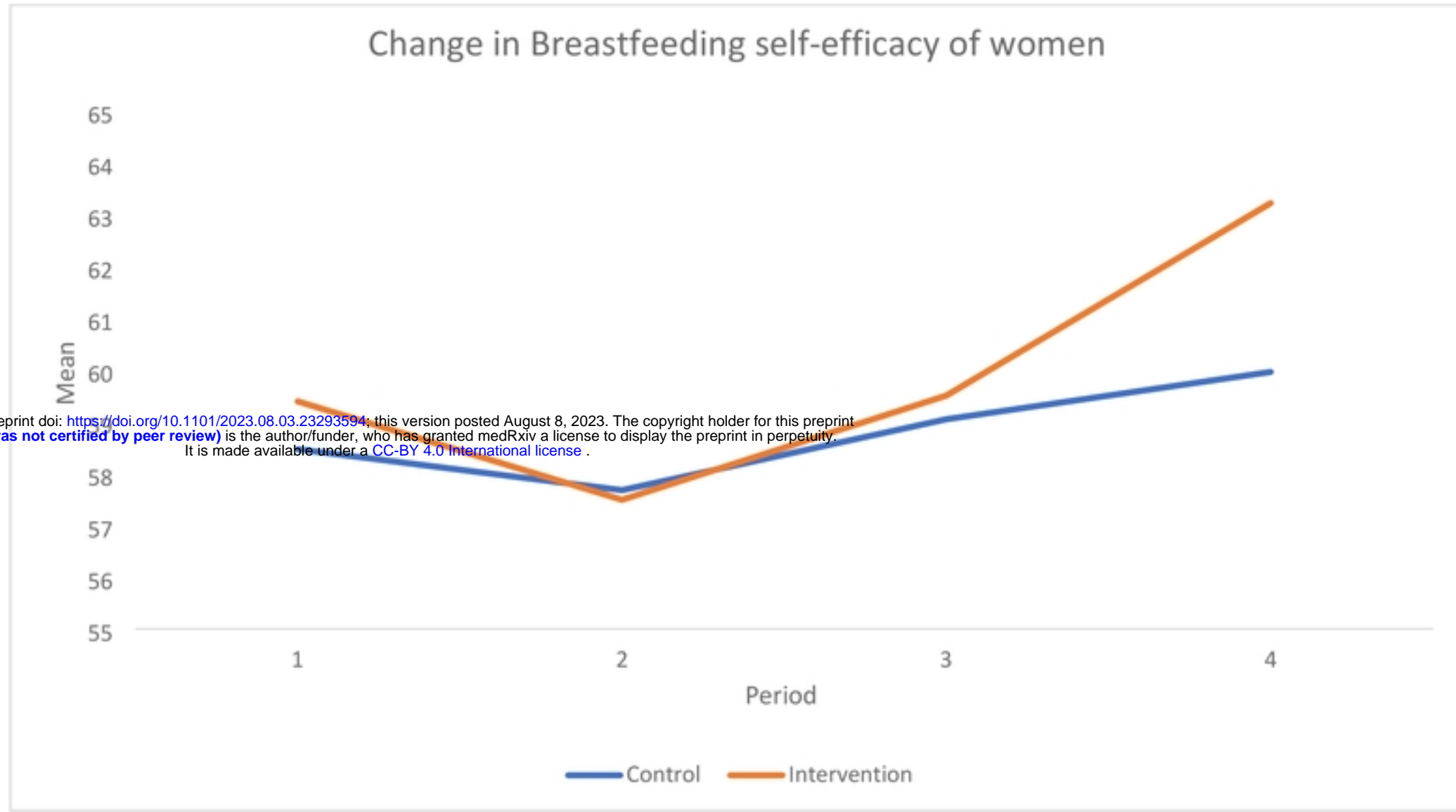


Figure 2: Exclusive breastfeeding practice of women



medRxiv preprint doi: <https://doi.org/10.1101/2023.08.03.23293594>; this version posted August 8, 2023. The copyright holder for this preprint (which was not certified by peer review) is the author/funder, who has granted medRxiv a license to display the preprint in perpetuity. It is made available under a [CC-BY 4.0 International license](https://creativecommons.org/licenses/by/4.0/).

Figure 3: Change in the breastfeeding self-efficacy mean score of women

medRxiv preprint doi: <https://doi.org/10.1101/2023.08.03.23293594>; this version posted August 8, 2023. The copyright holder for this preprint (which was not certified by peer review) is the author/funder, who has granted medRxiv a license to display the preprint in perpetuity. It is made available under a [CC-BY 4.0 International license](#).