

1

2

3

4 TikTok is an effective platform for bicycle safety injury prevention education

5

6 Short Title: TikTok and injury prevention

7 Michelina M. Witte\*; Joey M. McEvoy; Gillian A. Hotz

8 *Department of Pediatric Neurotrauma, KiDZ Neuroscience Center, University of Miami Miller*

9 *School of Medicine, Miami, Florida, United States of America*

10 \* Corresponding author

11 Email: [witte@miami.edu](mailto:witte@miami.edu)

12 CRediT authorship contributions:

13 **Michelina Witte:** Conceptualization, Project administration, Supervision, Formal Analysis,

14 Writing – Original draft, Reviewing and Editing **Joey McEvoy:** Conceptualization, Data

15 curation, Methodology, Visualization, Writing - Original draft **Gillian Hotz:** Resources,

16 Supervision, Writing- Reviewing and Editing preparation

17

## 18 **Abstract**

19 Social media is an efficient way to spread information, given its widespread daily use by the  
20 general population. While it has been shown that public health information can be rapidly  
21 disseminated, whether the newer social media platform, TikTok, is effective for this purpose has  
22 yet to be explored. The goal of this study is to determine the effectiveness of TikTok to educate  
23 about bicycle safety. The TikTok account “iBikeSafe” was created to disseminate injury  
24 prevention information related to bicycle safety. Data collected was both qualitative (video  
25 classification, comment categorization) and quantitative (likes, views, comments). Performance  
26 data was compared between TikTok and another video-sharing social media platform  
27 (YouTube). Posts that were didactic (or educational) in nature yielded more views, likes, and  
28 comments than posts that were fun or casual in nature. Almost half (46%) of comments made by  
29 users on iBikeSafe’s TikTok videos were made to constructively further the discussion and to  
30 educate others with accurate injury prevention information. Five of the six videos that were  
31 adapted from the iBikeSafe YouTube channel for use on TikTok garnered exponentially more  
32 views on TikTok (from 118% to 2057%) than on YouTube, despite having less  
33 followers/subscribers (759 TikTok vs. 977 YouTube) and being in existence for less time (11  
34 months vs. 8 years). TikTok is an effective platform for injury prevention education. Didactic  
35 posts best provide users with the ability to engage with content and to discuss takeaways, while  
36 fun posts keep users active within the platform. Both educational and fun types of videos play an  
37 integral role in the effective use of this platform for bicycle safety education. Consideration  
38 should be taken into account for the appropriate ratio of didactic vs. fun posts for information  
39 dissemination in any public health educational campaign making use of this platform.

40

## 41 **1. Introduction**

42 Social media has become an established medium for information distribution across all  
43 sectors of people’s everyday lives [1]. According to a recent Pew Research report, 48% of  
44 Americans under the age of 30 say they go online almost constantly with 46% of them saying  
45 they go online multiple times per day [2]. As social media continues to become increasingly  
46 entangled in people’s lives, it is important for public health organizations to make appropriate  
47 use of relevant social networking platforms to disseminate useful health and safety information  
48 and to combat misinformation [3], especially in younger generations whose use of social media  
49 has become an integral and ingrained part of their daily routine [4].

50 Social networking sites have seen a surge in popularity over the past decade. In 2012, there  
51 were 1.5 billion collective social media users; that number has since increased by more than  
52 300% to 4.8 billion users as of April 2023 [5]. This means that the extensive reach of social  
53 networking sites includes more than half of the current global population of 8 billion people [6].  
54 Given the profound impact and expansive reach of social media, its practical importance to being  
55 able to improve public health and to solving health problems has been proposed, along with its  
56 advantages and disadvantages [3, 7-9]. Social media provides a new frontier for medicine and  
57 healthcare [9], and from the drastic changes brought upon by the COVID-19 pandemic, it has  
58 served as an efficient means to widely share information across all ages and ethnic  
59 demographics.

60 TikTok is among the newest social networking sites. After merging with the musical.ly  
61 mobile application and launching internationally in 2017, TikTok has gained over 800 million  
62 users worldwide with 41% of its users being between the ages of 16 and 24, collectively  
63 considered “Generation Z” or “Gen Z” [10]. Reports and studies from a variety of research areas

64 have collectively concluded that the unique style of TikTok – with short, condensed video clips  
65 addressing a single objective – is particularly useful in educating this generation [4, 11-13] and  
66 has recently been shown to be effective in higher education settings [14, 15]. Given that  
67 unintentional injuries are amongst the leading causes of death and disability amongst the younger  
68 generations, which saw a significant post-COVID-19 pandemic increase [16], this platform has  
69 the potential to reach and educate younger generations with important public health messaging  
70 that could mitigate their risk of injury.

71 While the use of other social media platforms, such as Facebook, Instagram, Twitter and  
72 YouTube, for disseminating public health information has been previously considered [8, 17-18],  
73 the potential role and usefulness of TikTok for disseminating injury prevention information has  
74 yet to be explored. The current study proposes the analysis of TikTok to effectively educate the  
75 public about injury prevention, specifically as it relates to bicycle safety. To date, no studies have  
76 investigated the potential role of this social media platform as a tool for injury prevention.

77 The primary goal of this study is to identify the most effective use of TikTok for injury  
78 prevention education in the context of bicycle safety. A secondary aim is to determine whether  
79 the type of content posted on TikTok, i.e., video posts that are didactic/instructional vs. those that  
80 are fun/casual in nature, impacts user engagement and user feedback. The findings from this  
81 study will provide guidance on how injury prevention researchers may best make use of this  
82 unique, condensed, video clip-sharing social media platform for planning and implementing  
83 effective injury prevention education campaigns.

## 84 **2. Methods**

### 85 **2.1 Materials**

86 A TikTok account called “iBikeSafe” was created on January 28, 2022. The purpose of  
87 establishing the iBikeSafe presence on TikTok was to create and post relevant, innovative injury  
88 prevention content to promote the use of bicycles as part of everyday life through advocating for  
89 safer bicycle-friendly infrastructure (such as barrier-protected bike lanes), teaching basic bicycle  
90 safety skills, and promoting physical activity through bicycling. Two types of video posts were  
91 regularly published by iBikeSafe on the TikTok platform: those considered to be fun and those  
92 considered to be didactic. Both types of video posts were made regularly and publicly posted to  
93 TikTok by iBikeSafe.

## 94 **2.2 Data collection and analysis**

95 All of the data in this study is publicly available, and therefore not subject to ethical review  
96 and approval. Performance data and anonymized, collective user data for all of iBikeSafe’s  
97 TikTok posts was freely provided by TikTok. The age distribution and the relative percentage of  
98 iBikeSafe’s TikTok followers in each age category is broken down as follows: 18-24 years old  
99 (32%), 25-34 years old (41%), 35-44 years old (17%), 45-54 years old (6%), 55+ years old (4%).  
100 The performance data for iBikeSafe’s video posts was further micro-analyzed using a mixed  
101 methods, quantitative and qualitative, approach. The quantifiable parameters of interest from  
102 each of the posts include: views, likes, comments, shares, and saves. Also quantified was the  
103 relative reach of each of the video posts based on whether each individual post became “highly  
104 popular” (meaning it garnered  $\geq 4,000$  total views) or whether it was “less popular” (meaning it  
105 garnered  $< 4,000$  total views). The determination of 4,000 views as the minimum requirement for  
106 which video posts were deemed as “highly popular” was made because once all posts were  
107 organized in numerical order based on the number of views they received, this threshold  
108 emerged as what consistently differentiated a video post with extraordinary popularity vs. one

109 that was not as popular. Moreover, it was observed that the other quantifiable parameters (listed  
110 above) exponentially increased once a video reached this threshold.

111 Qualitative analysis was done on the content posted by TikTok users as comments on  
112 iBikeSafe’s video posts. First, a thematic characterization of all user comments that were made  
113 on iBikeSafe’s video posts was performed. The top five user comment themes that emerged  
114 were: misinformation about bicycle policy/safety, aversion to car-centric city design, furthering  
115 discussion and/or educating each other, aggressive anti-bicyclist, and protected bike lane  
116 advocacy. Next, each comment sub-category was accounted for by the definitions that follow.  
117 *Positive* comments encompass all comments that were in favor of making bicycling part of  
118 everyday life, promoting safer bicycle infrastructure, and positive feedback or promotion of the  
119 content from the post. *Negative* comments include comments that were against making biking a  
120 part of everyday life, promoted car-based infrastructure, and negative feedback and/or demotion  
121 of content from the post. *Inquisitive* comments are characterized based on if the comments were  
122 asking questions, engaging in discussion through a comment thread, and/or adding more  
123 constructive information to what the post was discussing. *Neutral* comments are comments that  
124 were: not supporting nor opposing bicycle riding and safety information, not furthering  
125 discussion of the topic nor adding more information or asking a question. A selection of actual  
126 comments made by TikTok users on iBikeSafe’s posts and their ultimate categorization based on  
127 this system can be found in Table 1.

128 **Table 1. Examples of comments categorized as positive, negative, inquisitive, and neutral.**

129 Table provides examples of actual user comments and locations of where, within the four sub-  
130 categories, they were placed.

Type of Comment	Examples (actual user comments)
Positive	1. “We need protective bike lanes”

	<ol style="list-style-type: none"> <li>2. “Yes! Bikes and cars do not belong in the same lanes! Give bikes their own infrastructure”</li> <li>3. “Sent to my council members”</li> <li>4. “Wish we had separate and protected bike lanes everywhere”</li> <li>5. “[Protected bike lanes] should be mandatory along every road in America”</li> </ol>
Negative	<ol style="list-style-type: none"> <li>1. “Bikes don’t belong in the road”</li> <li>2. “Get a car”</li> <li>3. “Philosophically, why do we want bikers to be alive? I see no need.”</li> <li>4. “Bicyclists need to be executed”</li> <li>5. “US cities just aren’t bikeable and never will be”</li> <li>6. “Pay taxes to get lanes”</li> </ol>
Inquisitive	<ol style="list-style-type: none"> <li>1. “Which do you prefer, putting pedestrians in danger by speeding down a crowded sidewalk or inconveniencing drivers by making them slow down?”</li> <li>2. “When claiming a lane, you should pull over frequently enough that you never hold more than 5 cars (a typical standard for blocking flow of traffic).”</li> <li>3. “Then maybe cyclists need to pay taxes and then those taxes can pay for infrastructure just like gas tax does for cars?”</li> <li>4. “Roads are largely funded through property taxes and other general local taxes. The idea that drivers alone pay for roads is a myth.”</li> </ol>
Neutral	<ol style="list-style-type: none"> <li>1. “These comments make me so sad”</li> <li>2. “Probably Florida”</li> <li>3. “@notjustbikes @pedestriandignity”</li> <li>4. “I got hit the other day, it was terrifying. Wear helmets y’all”</li> </ol>

131

132 Lastly, to compare the performance of iBikeSafe’s videos on TikTok vs. its performance on

133 another video sharing social media platform (YouTube), six of the exact same videos were

134 posted both to iBikeSafe’s TikTok account and to its YouTube channel. Table 2 shows the

135 number of views achieved by each video on both of these platforms, as well as

136 subscriber/follower counts and time of iBikeSafe presence on each site.

137 **Table 2. iBikeSafe performance on both YouTube vs. TikTok social media platforms.**

138 YouTube videos adapted to TikTok posts led to exponentially greater views (over 100% for five  
139 out of six videos and by over 1000% for two out of six).

	YouTube	TikTok	% Change in total views on TikTok re-post:
Subscribers/Followers:	977 subscribers	759 followers	
Time in existence:	8 years 2 months	11 months	
Views of video 1:	11,000	13,000	+118%
Views of video 2:	8,000	34,400	+430%
Views of video 3:	33,000	5,255	-628%
Views of video 4:	8,800	181,000	+2057%
Views of video 5:	459	5,435	+1184%
Views of video 6:	743	1,556	+209%

140

141 **3. Results**

142 On average, iBikeSafe’s fun video posts received 2,226 ( $\pm$  3,160) views compared to 22,221  
143 ( $\pm$  53,613) views for didactic video posts (data not shown). Thus, the average views achieved by  
144 a didactic video was 898% greater than those achieved by fun videos. Because of the relatively  
145 high standard deviations obtained when comparing the totality of video posts, the highly popular  
146 ( $\geq$  4,000 views) fun (“X”) and didactic (“Y”) posts were separated from those that were less  
147 popular ( $<$  4,000 views) and re-analyzed.

148 **3.1 Highly popular posts**

149 Of eleven educational videos and thirty fun videos posted by iBikeSafe, five didactic and five  
150 fun videos became highly popular ( $\geq$  4,000 views). The average amount of views, likes, and



151 comments for highly popular fun (“X”) videos compared to highly popular didactic (“Y”) video  
152 posts are shown in Fig 1. Highly popular didactic video posts yielded greater views than highly  
153 popular fun video posts ( $47,818 \pm 75,395$  vs.  $8,454 \pm 3,774$ , respectively). Not only did highly  
154 popular didactic videos lead to greater views than fun videos, but they also led to 356.4% more  
155 likes and 309% more comments than highly popular fun videos. The average number of likes for  
156 highly popular fun videos was  $910 (\pm 777)$  versus  $3,243 (\pm 4217)$  for highly popular didactic  
157 videos. The average number of comments posted by TikTok users on highly popular fun videos  
158 was  $43 (\pm 38)$  versus  $176 (\pm 172)$  posted on highly popular didactic videos. In summary, amongst  
159 all highly popular ( $\geq 4,000$  views) video posts, those that were didactic or educational in nature  
160 had more views, likes and comments, than those that were more casual and fun.

161 **Fig. 1. Highly popular fun posts had less views, likes, and comments than highly popular**  
162 **didactic posts.** Black bars: fun (“X”) video posts, grey bars: didactic (“Y”) video posts.

### 163 **3.2 Less popular posts**

164 In contrast, the average number of views for less popular fun videos was  $1,112 (\pm 665)$   
165 versus  $890 (\pm 397)$  for less popular didactic videos (Fig 2). This indicates that amongst less  
166 popular videos (videos that achieved  $< 4,000$  views), those that were fun had 25% more views  
167 than those that were didactic. The average number of likes for less popular fun videos was  $75 (\pm$   
168  $73)$  versus  $54 (\pm 33)$  for less popular didactic videos. The average comments made by TikTok  
169 users on less popular fun videos was  $4 (\pm 4)$  while the number of average comments made on  
170 less popular didactic videos was  $2 (\pm 1)$ . In all less popular video posts, the fun posts had more  
171 views, likes, and comments than the didactic video posts.

172 **Fig. 2. Less popular fun posts had more views, likes, and comments than less popular**  
173 **didactic posts.** Black bars: fun (“X”) video posts, grey bars: didactic (“Y”) video posts.

### 174 **3.3 User comments**

175 Amongst the comments made by TikTok users on iBikeSafe's video posts, five themes  
176 emerged (Fig 3). The majority of comments (46%) were made to further the topic of discussion  
177 that iBikeSafe's video post initiated and that led to constructive engagement and education of  
178 other TikTok users. Approximately 16% of comments contained misinformation about bicycle  
179 safety, but a comparable amount (nearly 15%) of comments were advocating for protected  
180 bicycle lanes. Lastly, about 12% of comments expressed anti-bicyclist sentiments, whereas again  
181 a comparable amount (11%) of comments were about being averse to car-centric city design.

182 **Fig. 3. Percentage of each of the five themes that emerged in the comment sections of**  
183 **iBikeSafe's posts.**

184 TikTok user engagement was further assessed by examining the distribution of positive,  
185 negative, inquisitive, and neutral user comments that were made on the top four highly popular  
186 didactic ("D") video posts and the top four highly popular fun ("F") video posts (Fig 4). While  
187 the data show that didactic posts most often led to a greater number of inquisitive user  
188 comments, inquisitive user comments were consistently the most frequent type of comment  
189 made by TikTok users on iBikeSafe's posts regardless of post type (didactic vs. fun) and amount  
190 of views (most vs. least). This suggests that a combination of both didactic and fun posts can be  
191 useful for constructive user engagement on TikTok. A sampling of the actual comments made  
192 by TikTok users on iBikeSafe's posts can be found in Table 1.

193 **Fig. 4. User comments were categorized into four sub-types: positive, negative, inquisitive,**  
194 **and neutral.** Black bars: positive user comments, dark grey bars: negative user comments, light  
195 grey bars: inquisitive user comments, white bars: neutral user comments.

### 196 **3.4 TikTok vs. YouTube**

197 Lastly, six of iBikeSafe's YouTube videos (some of which were fun and some of which were  
198 didactic) were adapted to be posted to TikTok. Five of the six videos re-posted to TikTok  
199 garnered enough views ( $\geq 4,000$ ) to be categorized as highly popular (Table 2). Five of the six  
200 videos also led to exponential increases (118%, 209%, 430%, 1,184%, and 2,057%) in the  
201 number of views when posted to TikTok, compared to when posted to YouTube. Only one of the  
202 six videos yielded less views on TikTok than it did on YouTube (5,255 vs. 33,000 views,  
203 respectively). Collectively, these findings indicate that TikTok tended to outperform YouTube  
204 when sharing the exact same video content adapted for viewing on each respective platform.

## 205 **4. Discussion**

206 The primary purpose of this analysis was to determine the most effective use of TikTok as a  
207 means to educate the public about bicycle safety. A secondary goal was to determine whether the  
208 type of video content (fun vs. didactic) posted to TikTok would play a significant role in user  
209 engagement. This information was sought to inform public health organizations and injury  
210 prevention programs on best practices with regards to this unique, condensed, video-clip sharing  
211 form of social media to maximize impact. The results revealed that both fun and didactic types of  
212 video posts are relevant when using this platform. Among posts that became highly popular ( $\geq$   
213 4,000 total views), those that were didactic in nature led to the greatest amount of user  
214 engagement, as indicated by views, likes and comments; however, among the less popular posts  
215 ( $< 4,000$  total views), those that were fun in nature had greater user engagement than the didactic  
216 posts with similar viewership. This suggests that while TikTok users still view the fun and casual  
217 posts that they have come to expect because they are typical of this platform, they actually  
218 engage more with posts that are didactic and educational in nature. Given that both fun and  
219 didactic types of videos were posted to iBikeSafe (in a ratio of 3:1, fun to didactic), it is

220 reasonable to suggest that both video types likely played a role in follower acquisition and in  
221 TikTok user engagement. Deliberate consideration of the ratio of fun vs. didactic posts should be  
222 taken into account when looking to effectively educate the public using this platform.

223 Injury prevention programs have traditionally taken the didactic approach (e.g., incorporating  
224 the use of educational infographics, statistics, and flow charts) when utilizing social media as  
225 part of their information campaigns [3]. Whether this approach would be appropriate for this  
226 newer, modern, micro-video clip sharing platform had yet to be determined prior to this study.  
227 To this end, iBikeSafe regularly posted educational/didactic videos to its TikTok page, as well  
228 casual/fun videos, the latter of which are most common on the TikTok platform [19]. While the  
229 fun videos posted by iBikeSafe were not overtly educational, they still informed users about  
230 important bicycle safety concepts. This novel approach of inconspicuously educating TikTok  
231 users through the use of original, casual and fun video posts that are typical of this platform,  
232 proved effective at garnering user attention. However, while fun videos did generate user  
233 activity, the results indicate that using a hybrid technique of posting both fun videos, as well as  
234 didactic videos (in a ratio of 3:1, respectively), was most effective at achieving maximal views,  
235 likes, and comments.

236 While total views may be an obvious metric for user engagement on social media, the actual  
237 content and number of comments made on posts by TikTok users better elucidates the impact  
238 made by the posts. User comment analysis allows for the determination of whether users are  
239 learning and/or actively discussing the content with other users to and whether they are  
240 elaborating on the injury prevention concepts brought forth by the original post. Comments made  
241 by users can be demonstrative of an on-going interest in the ideas posted in the videos and they  
242 can be indicative of how the content may reflect the perspective of the person who is

243 commenting. The results affirm that the method used by iBikeSafe successfully led to this type  
244 of meaningful engagement, given that nearly half of all user comments were categorized under  
245 the theme of *Furthering the Discussion and Educating Each Other*, regardless of the type of post  
246 (fun or didactic) that provoked the user to comment. One can objectively contend that inquisitive  
247 TikTok user comments are desirable (even over positive TikTok user comments) because they  
248 are an indication that organic curious discussion is being sparked and genuine questions are  
249 being asked about the content. In other words: *learning* is taking place.

250 The present study is the first to report that TikTok video sub-types play a role in user  
251 engagement. Specifically, didactic or educational videos garnered the greatest number of views,  
252 likes and comments amongst videos that reached and/or surpassed 4,000 views. Amongst the  
253 videos that reached less than 4,000 views, fun videos garnered more views, likes and comments  
254 than educational videos with similar viewership. This suggests that both types of videos can be  
255 effective at engaging users on this platform. While the most popular educational videos may  
256 have accumulated greater reach (i.e., likes, comments and views), the reach of the less  
257 widespread videos favored the fun videos. This means that there is a difference in the way in  
258 which TikTok users interact with educational versus fun videos and that both types of videos  
259 play an integral role in an injury prevention education campaign utilizing this platform for  
260 information dissemination.

261 Despite the many useful findings with regards to the use of TikTok for injury prevention  
262 education, this study was not without its limitations. While iBikeSafe did incorporate appropriate  
263 hashtags to increase viewership of users searching for relevant posts related to bicycle safety  
264 such as “#bikesafety,” “#protectedbikelanes,” and “#safestreets,” there are other features within  
265 TikTok that were not used and could still be considered such as the “live,” “story,” and “repost”

266 features, as well as purchasing the promotion of a video post. Also, metrics such as sharing and  
267 saving video posts are available from TikTok, but the current study did not analyze those actions.  
268 Lastly, the creation of posts that are deliberately designed for solicitation of users to engage with  
269 the content was not utilized.

270       Regarding educating users on this platform, the qualitative data obtained from the user  
271 comments made on iBikeSafe’s video posts indicates that public discussion was furthered and  
272 genuine inquisitive comments were made both on the most highly popular educational videos  
273 and on the less popular fun videos. The fact that organic discussion was sparked by iBikeSafe  
274 amongst TikTok users and is displayed publicly in the comments sections of iBikeSafe’s video  
275 posts, demonstrates the effectiveness of this platform as an educational tool. More research is  
276 needed to determine if the findings in this study can be applied to other injury prevention and/or  
277 public health educational campaigns that seek to use this platform.

278       In summary, this is first study to demonstrate the effective use of TikTok for injury  
279 prevention education, specifically regarding bicycle safety. If used effectively, mass social media  
280 campaigns can produce positive public health behavior changes and prevent negative health-  
281 related behavior changes across large populations [20]. In a 2021 content analysis of the use of  
282 the photo- and short-video sharing social media platform, Instagram, for pediatric injury  
283 prevention messaging [21], it was emphasized that injury prevention recommendations made on  
284 a visual platform should provide matching visual representations of those recommendations. This  
285 suggestion was made in order for the posts to be consistent with the core tenet of social cognitive  
286 theory – that people learn through observation [22] and to be effectively utilized on a visual  
287 platform. Furthermore, in a systematic review on the use of social media for injury prevention  
288 [17], it was acknowledged that social media offers the opportunity to influence and steer public

289 perception about injuries and it was suggested that public health entities should use patterns of  
290 major news stories to influence online conversations about injury. Future studies should further  
291 examine these approaches and recommendations.

## 292 **5. Conclusion**

293 The present study is the first to establish that TikTok can serve as an effective platform for  
294 public health messaging, particularly in the realm of injury prevention and bicycle safety.  
295 Appropriate and deliberate considerations should be taken to incorporate a mix of fun video  
296 posts and didactic video posts to optimize user involvement. The emergence and identification of  
297 common themes in user comments can be used to aid policymakers in proposing concepts (e.g.,  
298 “Vision Zero” policies), transportation agencies in implementing applicable elements (e.g.,  
299 complete and/or slow streets design proposals) and bicycle safety education programs in  
300 informing strategies. Engaging the community in constructive and innovative ways that invite  
301 the opportunity for productive discourse and subsequent education, such as that which is  
302 provided by TikTok, is the best approach for reducing bicycle-related injuries and fatalities,  
303 especially in younger generations.

304 TikTok accounts that provide a mix of fun/casual videos, alongside more  
305 didactic/educational videos, can achieve success in terms of both quantifiable (comments, likes,  
306 views) and qualitative (types of comments) user engagement. The key findings of this study  
307 highlight the importance of selective incorporation of didactic posts for widespread community  
308 engagement on the TikTok platform and for bringing users to, and keeping them constructively  
309 active with, an injury prevention page. The incorporation of complementary fun video posts  
310 serves to enhance and perpetuate continued user engagement with the page, whereas the  
311 selectively sporadic posting of didactic videos leads to constructive and user-led educational

312 discourse (as evidenced in the comment themes that emerged). Thus, the hybrid use of a  
313 combination of both educational video posts and fun video posts allows for injury prevention  
314 education on bicycle safety topics to be explored in a variety of contexts.

## 315 **Acknowledgments**

316 We would like to express our gratitude to Hengyi Ke of the Biostatistics Collaboration and  
317 Consulting Core at the University of Miami Miller School of Medicine's Department of Public  
318 Health Sciences for his generous assistance in providing insight regarding the appropriate  
319 statistical and data analyses for this study.

## 320 **References**

- 321 1. Ortiz-Ospina E. The rise of social media. OurWorldInDataorg [Internet]. 2019. Available  
322 from: <https://ourworldindata.org/rise-of-social-media>.
- 323 2. Social Media Use in 2021. Pew Research Center; April 2021.
- 324 3. Breland JY, Quintiliani LM, Schneider KL, May CN, Pagoto S. Social Media as a Tool to  
325 Increase the Impact of Public Health Research. *Am J Public Health*. 2017;107(12):1890-1.  
326 <https://doi.org/10.2105/AJPH.2017.304098>
- 327 4. Cervi L. Tik Tok and generation Z. *Theatre, Dance and Performance Training*.  
328 2021;12:198-204. <https://doi.org/10.1080/19443927.2021.1915617>
- 329 5. DataReportal, Meltwater and We Are Social. Digital 2023 April Global Statshot Report.  
330 [Internet]. 2023. Available from: [https://datareportal.com/reports/digital-2023-april-global-](https://datareportal.com/reports/digital-2023-april-global-statshot)  
331 [statshot](https://datareportal.com/reports/digital-2023-april-global-statshot).
- 332 6. United Nations, Department of Economic and Social Affairs, Population Division. World  
333 Population Prospects. 2022.
- 334 7. Masic I, Sivic S, Toromanovic S, Borojevic T, Pandza H. Social networks in  
335 improvement of health care. *Mater Sociomed*. 2012;24(1):48-53.  
336 <https://doi.org/10.5455/msm.2012.24.48-53>
- 337 8. Mendoza-Herrera K, Valero-Morales I, Ocampo-Granados ME, Reyes-Morales H, Arce-  
338 Amare F, Barquera S. An Overview of Social Media Use in the Field of Public Health Nutrition:  
339 Benefits, Scope, Limitations, and a Latin American Experience. *Prev Chronic Dis*. 2020;17:E76.  
340 <https://doi.org/10.5888/pcd17.200047>
- 341 9. Comp G, Dyer S, Gottlieb M. Is TikTok The Next Social Media Frontier for Medicine?  
342 *AEM Educ Train*. 2021;5(3). <https://doi.org/10.1002/aet2.10532>
- 343 10. Meola A. Analyzing Tiktok user growth and usage patterns in 2020. *Business Insider*.  
344 2020.



- 345 11. Carter PN, Hall EE, Ketcham CJ, Ahmed OH. Not Just for Dancing? A Content Analysis  
346 of Concussion and Head Injury Videos on TikTok. *Front Sports Act Living*. 2021;3:692613.  
347 <https://doi.org/10.3389/fspor.2021.692613>
- 348 12. Khlaif ZS, S. Using TikTok in Education: A Form of Micro-learning or Nano-learning?  
349 *Interdisciplinary Journal of Virtual Learning in Medical Sciences*. 2021.
- 350 13. Yang H. Secondary-school Students' Perspectives of Utilizing Tik Tok for English  
351 learning in and beyond the EFL classroom. 3rd International Conference on Education  
352 Technology and Social Science (ETSS) 2020.
- 353 14. Conde-Caballero D, Castillo-Sarmiento CA, Ballesteros-Yanez I, Rivero-Jimenez B,  
354 Mariano-Juarez L. Microlearning through TikTok in Higher Education. An evaluation of uses  
355 and potentials. *Education and Information Technologies*. 2023. [https://doi.org/10.1007/s10639-  
356 023-11904-4](https://doi.org/10.1007/s10639-023-11904-4)
- 357 15. Escamilla-Fajardo PA, Alguacil M, L'opez-Carril S. Incorporating TikTok in higher  
358 education: Pedagogical perspectives from a corporal expression sport sciences course. *J of*  
359 *Hospitality, Leisure, Sport and Tourism Education*. 2021;28.  
360 <https://doi.org/10.1016/j.jhlste.2021.100302>
- 361 16. Death Rates for Leading Causes of Death for People Aged 25–44 Among the Three  
362 Largest Race and Ethnicity Groups: United States, 2000–2020. Hyattsville, MD: National Center  
363 for Health Statistics (NCHS); 2022. Contract No.: No. 451.
- 364 17. Zazzera E. Use of Social Media for Injury Prevention: An Integrative Review. *J Trauma*  
365 *Nurs*. 2020;27(1):13-28. <https://doi.org/10.1097/JTN.0000000000000478>
- 366 18. Banfield J, Tanenbaum B. Effective Use of Social Media in Injury Prevention. *BMJ*  
367 *Injury Prevention*; 2016. <http://dx.doi.org/10.1136/injuryprev-2016-042156.1024>
- 368 19. Matsakis L. A Beginner's Guide to TikTok. *Wired*. March 6, 2019.
- 369 20. Wakefield MA, Loken B, Hornik RC. Use of mass media campaigns to change health  
370 behaviour. *Lancet*. 2010;376(9748):1261-71. [https://doi.org/10.1016/S0140-6736\(10\)60809-4](https://doi.org/10.1016/S0140-6736(10)60809-4)
- 371 21. Manganello JA, Kane C, Roberts K, Klein EG, McAdams RJ, McKenzie LB. A Year of  
372 Child Injury Prevention on Instagram. *J Health Commun*. 2021;26(9):636-44.  
373 <https://doi.org/10.1080/10810730.2021.1985658>
- 374 22. Bandura A. Health promotion by social cognitive means. *Health Educ Behav*.  
375 2004;31(2):143-64. <https://doi.org/10.1177/1090198104263660>
- 376

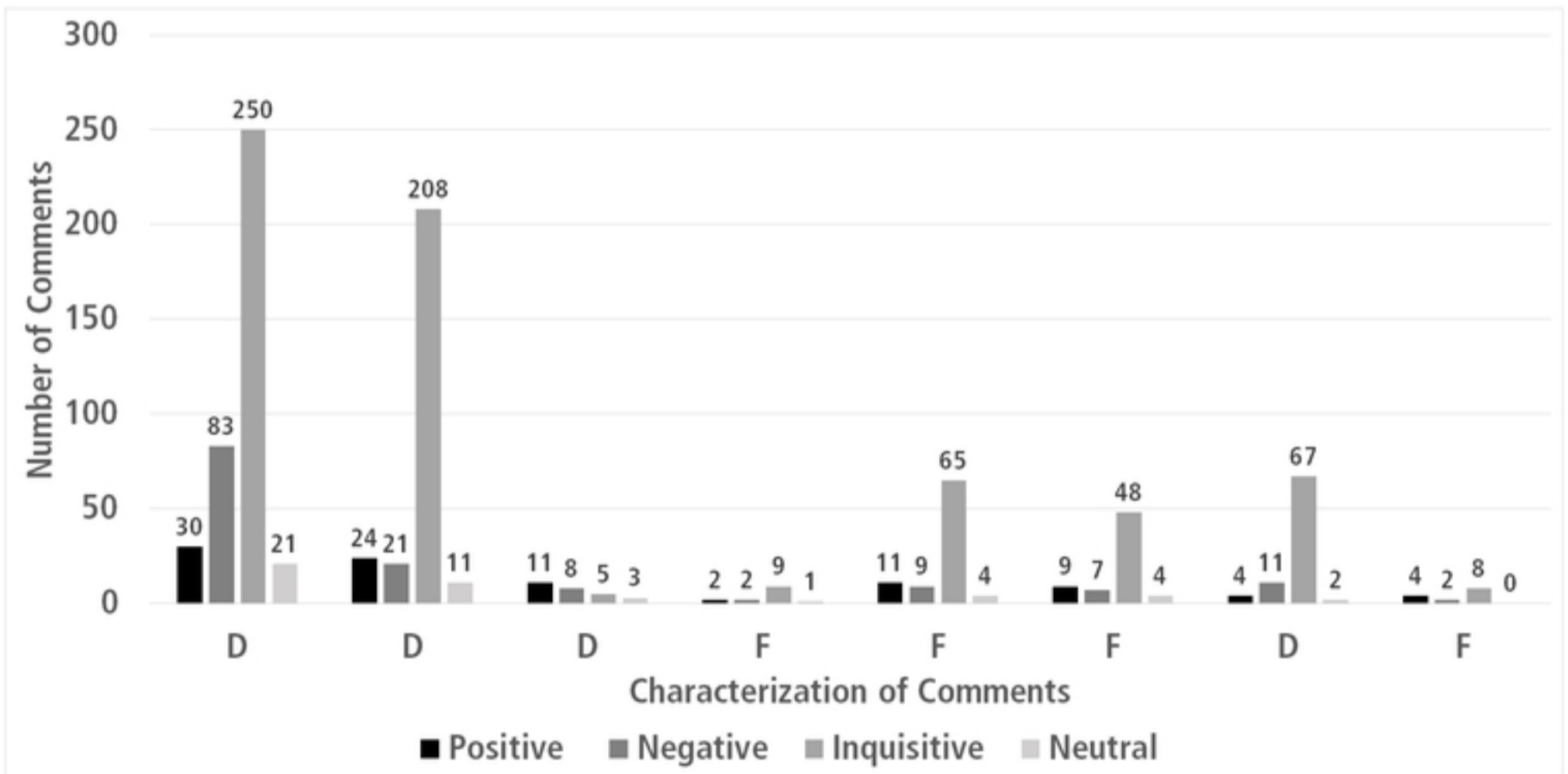


Fig4

# Number of views, likes, and comments

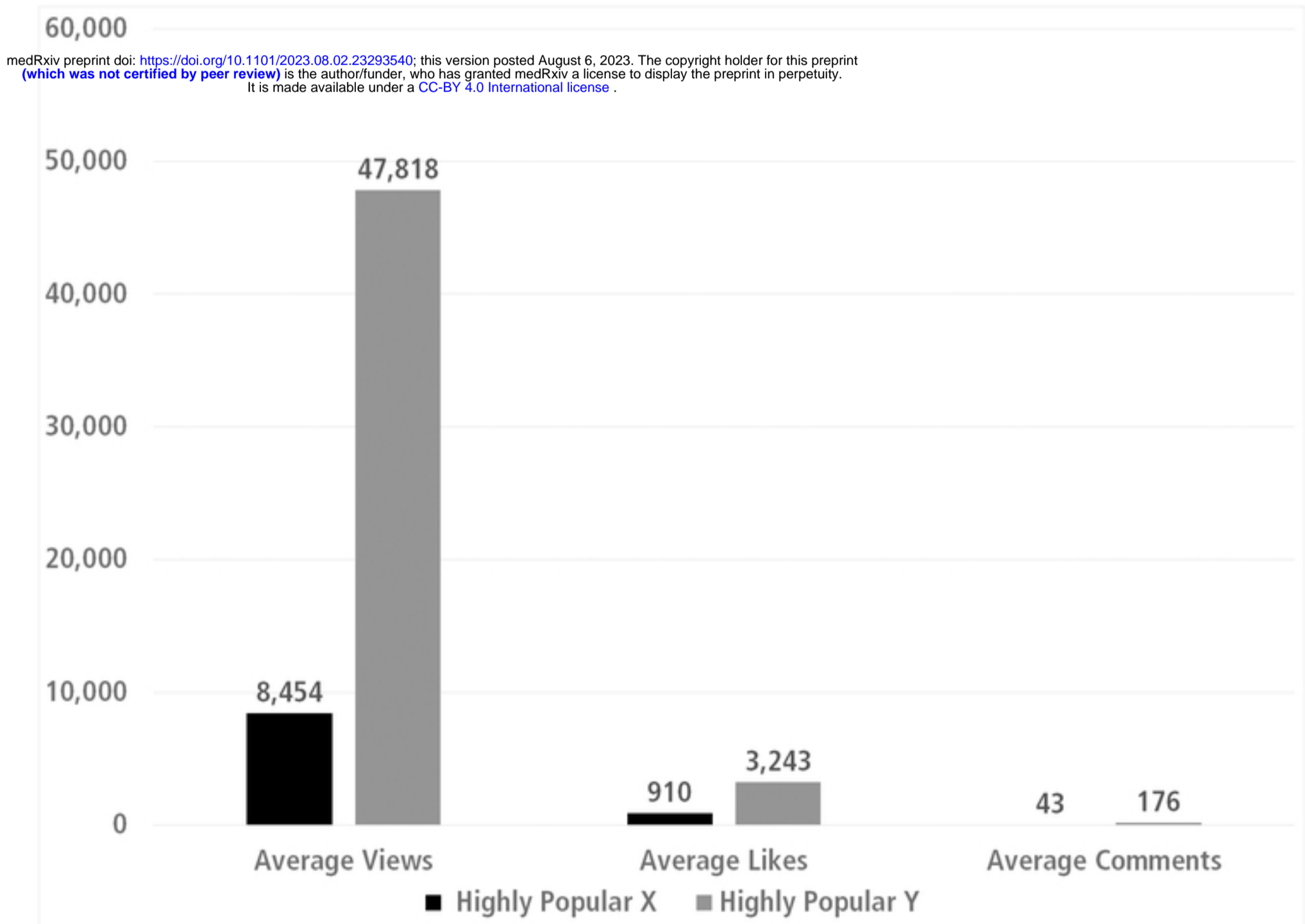
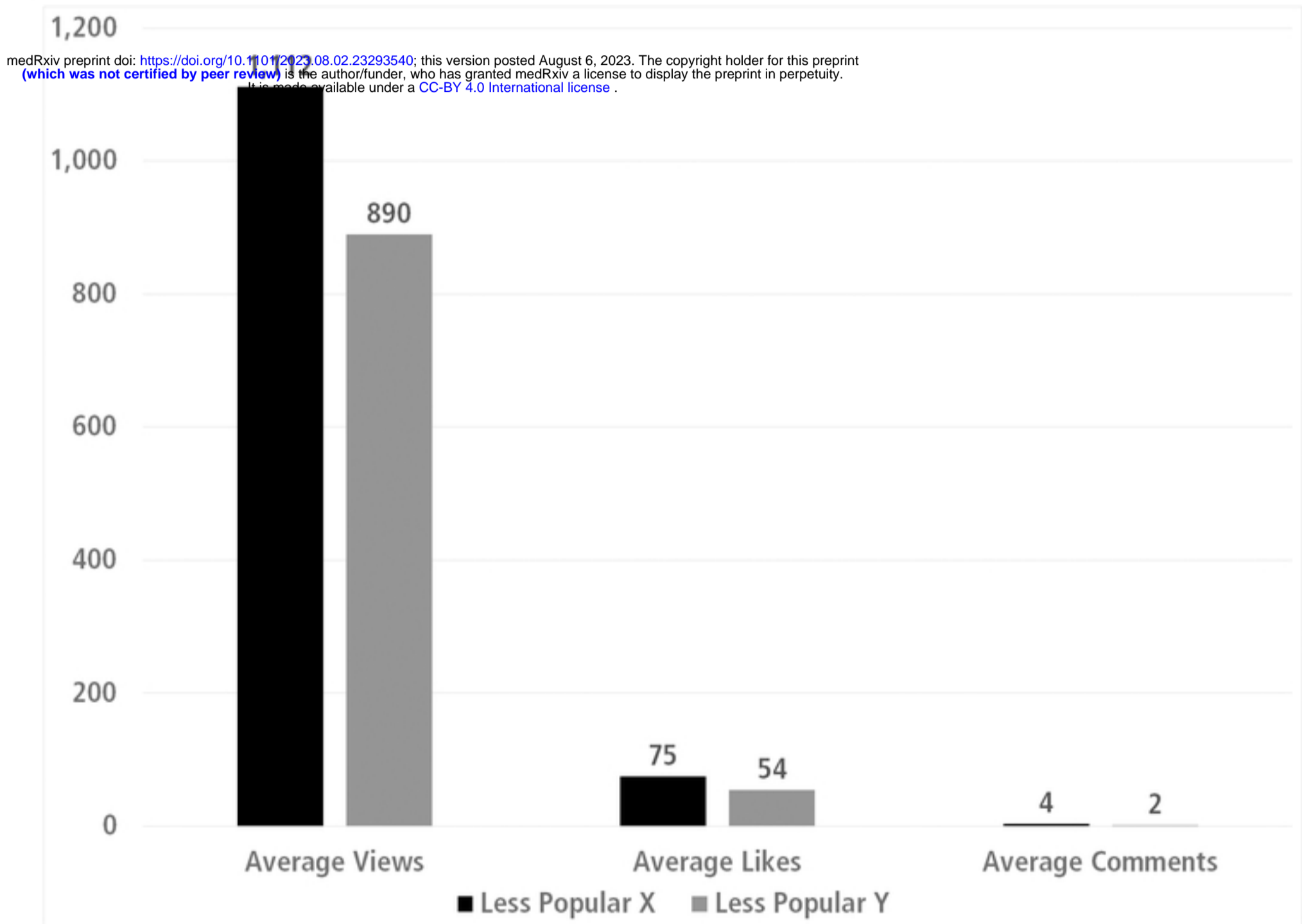


Fig1

## Number of views, likes, and comments



medRxiv preprint doi: <https://doi.org/10.1101/2023.08.02.23293540>; this version posted August 6, 2023. The copyright holder for this preprint (which was not certified by peer review) is the author/funder, who has granted medRxiv a license to display the preprint in perpetuity. It is made available under a [CC-BY 4.0 International license](#)

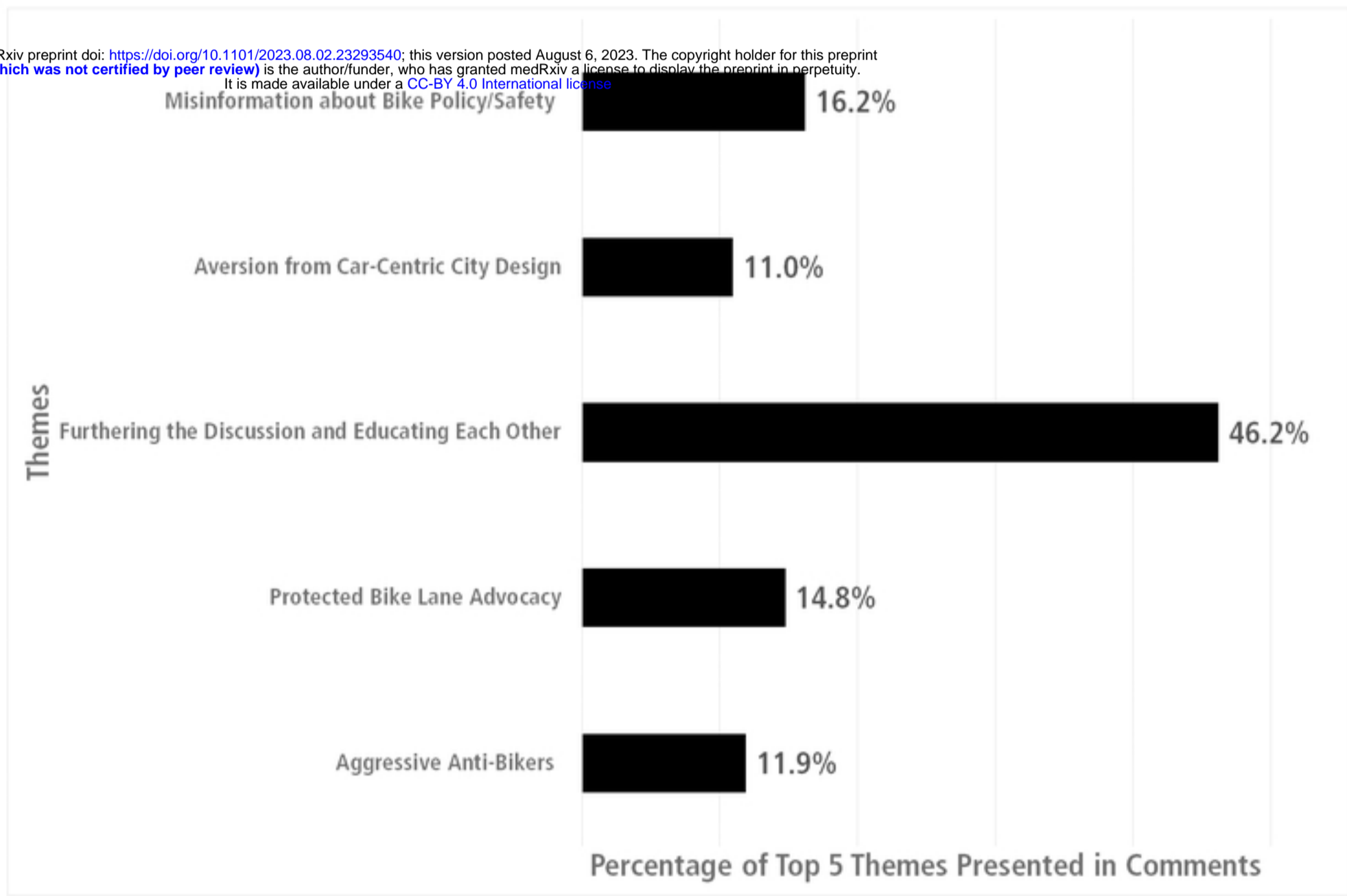


Fig3