

1 **Pharmacotherapy for Children and adolescents with overweight and obesity: a**
2 **systematic review and network meta-analysis of randomized controlled trials**

3

4 *Li Luo,^{1,2,4,5#} Tingting Huang,^{1,2,4,5#} HuiWang,^{1,2,4,5} Jianglin Zhao,^{1,2,4,5} Yunyun Qi,^{1,2,4,5} Zijing Yan,^{1,2,4,5}*
5 *Chunmei Zhu,^{1,2,4,5} Chufeng Wang,^{3,4,5} Na Su,⁶ Ting Xu,⁶ Shengzhao Zhang^{1,2,4,5*}*

6

7 ¹Department of pharmacy, Karamay Central Hospital, Karamay, China

8 ²Department of pharmacy, Karamay Hospital of Xinjiang Uygur Autonomous Region People's Hospital,
9 Karamay, China

10 ³Department of Nephropathy and Rheumatology, Karamay Central Hospital, Karamay, China

11 ⁴Xinjiang Clinical Research Center for precision medicine of digestive system tumor, Karamay, China

12 ⁵Xinjiang Key Laboratory of Clinical Genetic Testing and Biomedical Information, Karamay, China

13 ⁶Department of Pharmacy, West China Hospital, Sichuan University, Chengdu, China

14 # These authors contributed equally to this work

15 * Corresponding author: Department of pharmacy, Karamay Central Hospital, Karamay, 834000,
16 China.

17 E-mail address: zsz90877@163.com (S Zhang)

18

19 **Abstract**

20 **Background:** Overweight and obesity are widespread among children and adolescents. We aimed to
21 summarize the evidence for the pharmacotherapy as an adjunct to lifestyle interventions in overweight
22 or obese children and adolescents by comparing the benefits and harms.

23 **Methods:** RCTs (randomized controlled trials) were sourced from PubMed, Embase (using the OVID
24 platform), the Cochrane Library (CENTRAL), as well as the trial registers ICTRP (WHO) and
25 ClinicalTrials.gov. Searches were undertaken from inception to April 25, 2023. A network
26 meta-analysis was performed using the frequentists framework based on random-effects model. We
27 used GRADE (Grading of Recommendations Assessment, Development, and Evaluation) approach to
28 evaluate the overall certainty of evidence and categorized the interventions.

29 **Results:** In total, 42 RCTs (n=3883) comparing 8 different pharmacotherapy strategies were included
30 in this study. Evidence strongly suggested that phentermine-topiramate reduced BMI the most (the
31 mean difference (MD) -4.83 [95% CI, -7.46 to -2.20] kg/m²) and weight (MD, -14.59 [95% CI, -19.37,
32 -9.81] kg) in children and adolescents with overweight or obesity. Compared to lifestyle intervention
33 alone, phentermine-topiramate was associated with an additional 557 events per 1000 person-years in
34 terms of the proportion of participants achieving a BMI reduction of ≥5%, but there was no increased

35 harm in total gastrointestinal adverse effects and discontinuation due to adverse events.

36 **Conclusions:** Phentermine-topiramate was closely related to weight loss and showed a good
37 tolerability, proving to be the optimal treatment strategy for overweight or obese children and
38 adolescents.

39 **Registration:** PROSPERO registry number: CRD42022329226

40 **Keywords:** network meta-analysis, overweight, obesity, weight management, pharmacotherapy,
41 children, adolescents

42

43

44 **Background**

45 Overweight and obesity have profound implications for numerous children and adolescents, with
46 the data indicating a persistent upward trend in affected populations. Recent estimates by the World
47 Health Organization (WHO) indicate that in 2020, there were 39 million children under the age of 5
48 years who were affected by overweight or obesity[1]. Disturbingly, the global prevalence of obesity
49 among individuals aged 5-19 has experienced a notable surge between 1975 and 2020. Among girls,
50 the rates have escalated from less than 1% to 8%, while among boys, the rates have reached 10%[1-3].
51 Beyond the heightened risk of physical health conditions[4-6], overweight and obesity also
52 significantly impact the societal and emotional well-being of the youth[7, 8]. Clearly, such
53 circumstances hinder the optimal growth and development of children and adolescents, emphasizing
54 the urgency of addressing this matter.

55 Lifestyle interventions serve as the cornerstone for managing excess weight in children and
56 adolescents grappling with overweight or obesity. These interventions encompass a range of measures,
57 such as making dietary adjustments, promoting physical activity, and fostering behavioral changes.[9,
58 10]. However, it is worth acknowledging the inherent challenges associated with modifying deeply

59 ingrained behavioral habits, especially among younger individuals[11]. The necessity for long-term
60 commitment further compounds the issue, often resulting in suboptimal patient compliance.
61 Consequently, treatment failures or rapid weight regain following initial progress become all too
62 common[12]. To address these obstacles and enhance outcomes, the incorporation of effective
63 pharmacotherapy strategies is crucial, acting as adjunctive therapy in the maintenance of weight
64 loss[13].

65 Despite numerous studies have explored pharmacological interventions for weight reduction in
66 adults, the availability of approved drugs for children and adolescents remains limited[14]. Evidence is
67 lacking on the optimal combination of drug therapy with lifestyle intervention for weight loss.
68 Consequently, there is a pressing need for further investigation to evaluate the efficacy and safety of
69 pharmacological approaches in the pediatric and adolescent population. In this network meta-analysis,
70 we aim to summarize the evidence for the use of drug as adjunctive therapy to lifestyle interventions in
71 overweight or obese children and adolescents by comparing the benefits and harms.

72 **Methods**

73 **Study design**

74 This network meta-analysis was conducted according to the Preferred Reporting Items for
75 Systematic Reviews and Meta-Analyses (PRISMA) 2020 guidelines and the statement standards for
76 network meta-analysis (PRISMA-NMA)[15, 16]. The review was registered in the International
77 Prospective Register of Systematic Reviews, PROSPERO (CRD42022329226)

78 **Eligibility criteria**

79 We included randomized controlled trials (RCTs) of pharmacological monotherapy or combined
80 therapy for weight reduction in children and adolescents (aged ≤ 18 years) with obesity or overweight,

81 regardless of the presence of the weight-related complications. Trials were excluded if they (1) enrolled
82 patients who were medication-induced obesity, pregnancy, or normal bodyweight; (2) enrolled patients
83 with malignant tumors or blood diseases; (3) were not published in English; (4) had no available results
84 related to weight loss.

85 **Search strategy**

86 PubMed, Embase (using the OVID platform), and the Cochrane Library (CENTRAL) were
87 conducted from inception to September 24, 2022 for the initial search. Due to the long interval, in order
88 to avoid overlooking any newly published relevant studies during this period and ensure a
89 comprehensive screening, these databases were re-searched, with the deadline set at April 25, 2023.
90 Furthermore, to supplement the identified citations, we also searched International clinical trials
91 registry platform (ICTRP) and ClinicalTrials.gov. Appendix 2 shows the detailed search strategy.

92 **Study selection**

93 The PRISMA flow diagram was applied to guide the process of study selection. The retrieved
94 studies were checked for duplication using Endnote X9, and duplicate records were removed. Two
95 independent researchers conducted initial screening based on article titles and abstracts and then
96 performed full-texts, excluding irrelevant studies. Discrepancies were resolved through mutual
97 discussion or consultation with a senior member.

98 **Outcomes**

99 Primary outcomes as determined by our assessment were change in BMI and weight from baseline,
100 as well as the percentage of participants achieving BMI reduction of at least 5%. Secondary outcomes
101 included changes in BMI z-score and BMI standard deviation score (SDS) from baseline, percentage of
102 participants achieving BMI reduction of at least 10%, and adverse outcome, such as total

103 gastrointestinal adverse events, discontinuation due to adverse events, serious adverse events, nausea
104 events, vomiting events and diarrhea events.

105 **Data extraction and risk of bias assessment**

106 Two reviewers independently extracted relevant data from the included studies and organized
107 them in an Excel spreadsheet, with any discrepancies resolved through discussion with a third reviewer.

108 The extracted information included study characteristics (first author, year of publication, intervention
109 measures), participant information (such as age, gender, sample size) and outcome indicators.

110 Risk of bias (ROB) for all included randomized controlled trials was assessed by two independent
111 assessors with the Cochrane Risk of Bias 2 (ROB-2) tool[17] and categorized as “high,” “low,” or
112 “some concern,” based on evaluations across five domains: (1) the randomization process, (2)
113 deviations from intended interventions, (3) missing outcome data, (4) measurement of the outcome, (5)
114 selection of the reported result. Disagreements were resolved through discussion with a third assessor.

115 **Publication bias**

116 We employed funnel plots to assess the potential publication bias of included studies. The
117 symmetry of the funnel plot was visually examined as an initial step. If the number of trials included in
118 the analysis exceeded 10, Egger's test, Begg-Mazumdar test, and Thompson-Sharp test were conducted
119 to further evaluate publication bias. A p-value greater than 0.05 in these tests indicates no significant
120 publication bias.

121 **Statistical analysis**

122 The network meta-analyses in this study were performed using the frequentist framework,
123 employing a graph-theoretical method[18]. For dichotomous outcomes, odds ratios (ORs) were
124 calculated, while mean differences (MDs) were utilized for continuous outcomes. Both measures were

125 accompanied by 95% confidence intervals (CIs) to provide a range of estimated effect sizes. A
126 random-effects model was used to account for variability among the included studies. To assess
127 heterogeneity among the studies, Cochran's Q test was utilized, where a p-value greater than 0.05
128 indicated no significant heterogeneity. The transitivity assumption was assessed by comparing the
129 distribution of potential effect modifiers across different intervention comparisons. Factors such as
130 baseline age, gender proportion, and mean BMI at baseline were considered as effect modifiers. A
131 detailed description of this analysis can be found in Appendix 6.6. The node-splitting model was
132 applied to analyze the inconsistency between direct and indirect comparison results[19, 20].

133 In order to rank the performance of interventions in terms of weight loss and safety, we utilized a
134 metric called the P-score. This score is assigned to each intervention and falls within the range of 0 to 1.
135 A higher P-score indicates a greater likelihood of the intervention being ranked as the most effective
136 option.[21]. The absolute risk difference (RD) of the intervention versus lifestyle modification alone
137 was estimated from the relative effect and the estimate of baseline risk, see Appendix 3.3 for detailed
138 calculation formulas.

139 To ensure the robustness of the main analyses, six sensitivity analyses were conducted. These
140 sensitivity analyses aimed to explore the impact of different factors on the results obtained. The
141 following aspects were considered:

- 142 ● Sequential exclusion of studies with fewer than 40 participants.
- 143 ● Exclusion of studies without a placebo control.
- 144 ● Exclusion of studies that did not report baseline BMI changes.
- 145 ● Exclusion of studies with a drug treatment duration of less than three months.
- 146 ● Exclusion of studies judged to have a high risk of bias.

147 ● Network meta-analysis using a random-effects model within the Bayesian framework, as an
148 alternative to the previously employed frequentist method.

149 To explore the potential influence of mean age, gender, mean BMI and weight at baseline, as well
150 as the duration of trial follow-up on the outcomes, a meta-regression analysis with the restricted
151 maximum likelihood estimator method (REML) was conducted.

152 All statistical analyses, including the sensitivity analyses and meta-regression, were performed
153 using the R software version 4.2.2.

154 **Quality of evidence (GRADE) and categorization of interventions**

155 We assessed certainty of the evidence by applying the GRADE (Grading of Recommendations
156 Assessment, Development, and Evaluation) approach, thus reflecting the methodological reliability of
157 the network meta-analysis[22, 23]. We rated the certainty for each comparison and the network
158 estimate results as high, moderate, low, or very low, based on risk of bias, heterogeneity, publication
159 bias, transitivity process, inconsistency, imprecision.

160 The minimal important differences (MID) of the primary outcomes were identified by searching
161 through previous research studies. We classified the interventions into four categories: among the best,
162 intermediate-possibly better, intermediate-possibly worse, and among the worst, based on whether the
163 effect estimate values were greater than or less than MID[24]. For the outcome of discontinuation due
164 to adverse events and total gastrointestinal events, we set three categories of effect class: among the
165 worst, intermediate, among the best, based on comparisons with other drugs and lifestyle interventions.
166 A detailed description is provided in Appendix 3.5.

167 **Result**

168 **Characteristics of the included studies**

169 We screened 2072 records from the databases (PubMed, Embase, the Cochrane Library), ICTRP
170 and ClinicalTrials.gov and 42 eligible trials were identified in this network meta-analysis, including 40
171 RCTs (published between 2001 and 2022) and 2 ongoing RCTs (without any publications, only results
172 available on clinical trial websites). The retrieval flow diagram is shown in Figure 1. A total of 3883
173 participants were included, with a mean age ranging from 8.1 to 16.1 years. The baseline mean BMI
174 ranged from 26.2 to 41.7 kg/m². Males accounted for 38.14% of the participants. The duration of drugs
175 intervention ranged from 1.25 to 28.2 months. Appendix 4 details the study characteristics.

176 **Risk of bias assessment**

177 A summary of the results on the risk of bias is presented in Appendix 5. One trial was rated as
178 having a high risk of bias using the Rob 2 tool, which was generated by the domain of randomization
179 process. 24 trials included in this network meta-analysis raised some concerns, primarily related to
180 deviations from intended interventions, the randomization process, and missing outcome data.

181 **Network plots**

182 We established networks involving 12 outcomes. The network plots of the primary outcome are
183 shown in Figure 2. Each circle represents an intervention, and the size of the circle is proportional to
184 the number of participants in that intervention. The line indicates that there is a direct comparison
185 between two interventions. The thickness of the line is proportional to the number of trials. Change in
186 BMI was included in 9 intervention measures, change in weight was included in 7 intervention
187 measures, and the percentage of participants achieving BMI reduction of at least 5% was included in 5
188 intervention measures. The network diagram for the secondary outcomes can be found in Appendix 6.1.

189 **Primary outcomes**

190 Thirty RCTs, involving 2,596 participants, reported the effects of the drugs on changes in BMI

191 from baseline. As shown in Figure 3, Glucagon-Like Peptide-1 (GLP-1) receptor agonists, metformin,
192 orlistat, and phentermine-topiramate showed better effects in reducing BMI compared to lifestyle
193 modification alone, with evidence graded from low to high. In comparison to other interventions,
194 except for fluoxetine and metformin combined with fluoxetine, the BMI reduction values for
195 phentermine-topiramate were as follows: -3.02 (MD, [95% CI, -5.99 to -0.05] kg/m², high-quality
196 evidence) compared to GLP-1 receptor agonists, -4.83 (MD, [95% CI, -7.46 to -2.20] kg/m²,
197 high-quality evidence) compared to lifestyle modification alone, -3.73 (MD, [95% CI, -6.45, to -1.01]
198 kg/m², moderate-quality evidence) compared to metformin, -3.17 (MD, [95% CI, -6.23 to -0.10] kg/m²,
199 low-quality evidence) compared to orlistat, -5.53 (MD, [95% CI, -9.29 to -1.77] kg/m², high-quality
200 evidence) compared to sitagliptin, -3.97 (MD, [95% CI, -7.91 to -0.03] kg/m², high-quality evidence)
201 compared to topiramate.

202 Twenty-four RCTs, involving 2,098 participants, reported the effects of the drugs on change in
203 weight from baseline. GLP-1 receptor agonists and phentermine-topiramate both demonstrated
204 significant weight loss effects, with bodyweight reductions of -3.82 (MD, [95% CI, -6.47 to -1.16] kg)
205 and -14.59 (MD, [95% CI, -19.37, -9.81] kg), respectively, compared to lifestyle modification alone.
206 The evidence quality for the two comparisons was rated as high. The MD of orlistat compared to
207 lifestyle modification alone was -4.28 [95%, -7.12 to -1.44] kg, which was evaluated as a low-quality
208 evidence. Most worthy of mention was that phentermine-topiramate exhibited a stronger weight loss
209 effect, with a reduction of -10.77 (MD, [95% CI, -16.24, -5.30] kg, high-quality evidence) compared to
210 GLP-1 receptor agonists. Furthermore, compared to orlistat, it resulted in a weight reduction of -10.31
211 (MD, [95% CI, -15.87, -4.75] kg, low-quality evidence).

212 For the outcome of percentage of participants achieving a BMI reduction of at least 5%, low- to

213 moderate-quality evidence indicated no significant differences among the different drug therapies.
214 However, compared to lifestyle modification alone, the proportion of participants who achieved a 5%
215 or more BMI reduction might increase when using phentermine-topiramate and GLP-1 receptor
216 agonists, with odds ratios (OR) of 14.06 ([95% CI, 2.34 to 84.35], high-quality evidence) and 4.86 ([95%
217 CI, 1.93 to 12.24], moderate-quality evidence), respectively.

218 **Secondary outcomes**

219 The relative effects of secondary outcome measures are shown in the Appendix 6.2. For the
220 outcome of percentage of participants achieving a BMI reduction of at least 10%, high- and
221 moderate-quality evidence indicated phentermine-topiramate and GLP-1 receptor agonists were better
222 than lifestyle modification alone, respectively. Additionally, GLP-1 receptor agonists also showed a
223 strong effect on the change of BMI SDS from baseline. However, in terms of gastrointestinal adverse
224 effects (such as nausea events, vomiting events, diarrhea events), high-quality evidence demonstrated
225 that GLP-1 receptor agonists occurred significantly more frequently than lifestyle interventions.
226 Concerning the change in BMI z-score from baseline, metformin and orlistat resulted in greater
227 reductions than lifestyle modification alone (high-quality evidence). Furthermore, high-quality
228 evidence indicated that metformin had a higher incidence of nausea events compared to lifestyle
229 intervention and orlistat, while orlistat was associated with a higher incidence of diarrhea events
230 (high-quality evidence) and a higher likelihood of discontinuation due to any adverse events
231 (moderate-quality evidence) compared to lifestyle intervention. No significant differences were
232 observed between all drugs and lifestyle intervention concerning severe adverse events.

233 **Categorization of interventions**

234 The estimated values of the lifestyle intervention in a single arm trial were used as MID (minimal

235 important differences) for weight loss, which was -4 kg, and the MID for BMI change, which was -1.4
236 kg/m² [25]. The MID for the percentage of participants achieving BMI reduction of at least 5% was set
237 as approximately double the percentage of the lifestyle modification alone group (see Appendix 3.4).
238 The primary benefit outcomes were assessed according to the MID to determine clinical importance.
239 Additionally, we classified the harm outcomes of interventions into three categories: among the worst,
240 intermediate and among the best. These categorizations were based on the comparisons with lifestyle
241 modification alone and other drugs. Figure 4 illustrates the categorization of interventions.

242 For the outcomes of changes in BMI and weight from baseline, phentermine-topiramate was
243 evaluated as the most effective drug (high-quality evidence), with the upper limit of the 95% CI for its
244 estimated effect size was smaller than the MID. Considering the point estimate of orlistat is lower than
245 the MID and its 95% CI intersects with the MID, it was categorized as might be better than lifestyle
246 modification alone (low-quality evidence). GLP-1 receptor agonists proved to be intermediate-possibly
247 better in terms of BMI change (high-quality evidence). But in terms of weight change, GLP-1 receptor
248 agonists proved to be intermediate-possibly worse as the 95% CI intersected with the MID and the
249 point estimate was greater than the MID (high-quality evidence).

250 We calculated the absolute effects for dichotomous outcomes (see Figure 4 and Appendix 6.3).
251 Lifestyle modification alone resulted in 141 achieving a BMI reduction of at least 5% per 1000
252 person-years. Phentermine-topiramate had 557 more events per 1000 person-years with high-quality
253 evidence, followed by GLP-1 receptor agonists with 303 more events (moderate-quality evidence).
254 They were respectively evaluated as among the best and intermediate-possibly better.

255 Regarding discontinuation due to adverse events, except for orlistat (had 557 more events per
256 1000 person-years than lifestyle modification alone), there were no significant differences observed

257 between the other drugs and lifestyle modification alone. For total gastrointestinal adverse events, both
258 GLP-1 receptor agonists and orlistat were evaluated as more harmful than lifestyle modification alone
259 and some other drugs.

260 **Assessment of heterogeneity, transitivity, inconsistency and publication bias**

261 Heterogeneity, transitivity, and inconsistency of the network meta-analysis were evaluated. The
262 heterogeneity assessment results are described in Appendix 6.5. For transitivity, there was no
263 significant differences in the distribution of the possible effect modifiers across intervention
264 comparisons were observed in all networks (Appendix 6.6). The node-splitting method indicated that
265 there was no inconsistency between indirect and direct estimates in the outcome of BMI change from
266 baseline (Appendix 6.7). The funnel plots appeared quite symmetrical, suggesting the absence of
267 publication bias for all the outcomes (Appendix 6.8).

268 **Meta-regression and sensitivity analyses**

269 Meta-regression analysis revealed a significant correlation between age and change in BMI from
270 baseline (coefficient: 0.4455, 95%CI: 0.1201 to 0.7708, p-value: 0.0073). The weight loss was
271 proportional to the duration of the intervention (coefficient: 0.3456, 95%CI: 0.0938 to 0.5975, p-value:
272 0.0071). In meta-regression models, participants' age, BMI and weight at baseline, gender, and length
273 of drug therapy were not associated with the percentage of participants achieving BMI reduction of at
274 least 5%. Appendix 9 details other outcomes. Sensitivity analyses showed that the trend of MD and OR
275 values were consistent with the primary results, confirming the robustness of our findings (Appendix
276 10).

277 **Discussion**

278 Based on 42 trials and 3883 participants, a frequentist network meta-analysis was performed to

279 evaluate the efficacy and safety for eight drugs targeting overweight or obese children and adolescents.
280 Compared to lifestyle modification alone, GLP-1 receptor agonists, metformin, orlistat, and
281 phentermine-topiramate all showed significant benefits in terms of BMI reduction and bodyweight loss
282 (high-to low-quality evidence). Phentermine-topiramate was proved to be the optimal treatment
283 strategy for weight management in overweight or obese children and adolescents to manage body
284 weight, with the greatest impact on BMI reduction, weight loss, and the proportion of participants who
285 achieved a reduction in BMI \geq 5%. Moreover, it was not more harmful than lifestyle modification
286 alone in terms of gastrointestinal adverse effects.

287 However, our study found some heterogeneity. For the terms of BMI change and weight change
288 from baseline, heterogeneity was observed when comparing lifestyle modification alone with
289 metformin and orlistat. Several factors may contribute to the heterogeneity. Ozkan B 2004[26],
290 assessed as having a high risk of bias due to issues with the randomization process, was included in the
291 orlistat trials to analysis the outcomes of change in BMI and weight, which may be a source of
292 heterogeneity. The inclusion of non-blinded studies in the network meta-analysis may lead to an
293 increase in heterogeneity of the results. Similarly, some trials were assessed with some concerns
294 regarding the randomization process, deviations from the intended intervention and missing outcome
295 data, which were included in the metformin trials. The small sample sizes may also lead to a lower
296 power to detect differences in the outcomes. Additionally, meta-regression indicated an association
297 between age and BMI changes, as well as between study duration and weight changes, suggesting that
298 the heterogeneity is likely a result of differences in study duration and age of participant. In the
299 percentage of participants who achieved a BMI reduction of at least 5%, there was also heterogeneity
300 when comparing GLP-1 receptor agonists to lifestyle modification alone. The heterogeneity may be

301 attributed to Diene G 2022[27], because of its relatively small sample size and some concerns
302 regarding randomization process. Despite the presence of these heterogeneities, transitivity assessment
303 yielded favorable results in this network meta-analysis. To ensure the reliability of our findings, we
304 downgraded the quality of evidence for comparisons with heterogeneity and risk of bias during the
305 GRADE rating. Additionally, sensitivity analyses conducted by excluding trials from different
306 perspectives also confirmed the robustness of the results.

307 Phentermine-topiramate received its pediatric first approval on 20 July, 2022 by the FDA (Food
308 and Drug Administration), as an adjunct to a dietary habit modification and increased physical activity,
309 for chronic weight management in pediatric obese patients aged ≥ 12 years[28, 29]. This indication
310 was supported by a 56-week, double-blind, placebo-controlled trial[30], which was included in our
311 study. Of note, this medication is not approved for use by the EMA (The European Medicines Agency).
312 Phentermine as a noradrenaline reuptake inhibition can reduce appetite and induce a feeling of
313 satiety[31]. Topiramate reduces caloric intake by enhancing the activity of GABA (γ -aminobutyric acid)
314 neurotransmitter and inhibiting carbonic anhydrase[32]. The complementary mechanisms of both
315 medications allow for reducing the dosage of each drug while achieving weight loss, thereby enhancing
316 safety and tolerability[33, 34]. We are the first to include phentermine-topiramate in a network
317 meta-analysis of pediatric drug therapy. Compared to various intervention measures,
318 phentermine-topiramate exhibited satisfactory results in terms of reducing BMI and promoting weight
319 loss. It is widely acknowledged that lifestyle intervention is the primary weight management strategy
320 for overweight or obese children and adolescents. Importantly, high-quality evidence suggested that
321 compared to lifestyle intervention alone, phentermine-topiramate was associated with an additional 557
322 events per 1000 person-years in terms of the proportion of participants achieving a BMI reduction of \geq

323 5% in our analysis. A previous study in adult populations had also suggested a significant beneficial
324 effect on weight loss[35]. The difference was that phentermine-topiramate had a higher incidence of
325 gastrointestinal adverse effects and discontinuation due to any adverse event than lifestyle modification
326 alone in adult populations, which was not observed in children and adolescent patients.

327 GLP-1 receptor agonists, which stimulate postprandial insulin secretion and inhibit glucagon
328 secretion in a glucose-dependent manner, were originally used to treat T2DM (type 2 diabetes mellitus)
329 [36]. Additionally, this anti-diabetic drug was shown to benefit weight loss in subsequent
330 studies[37-40]. Its mechanism involves targeting receptors in the hypothalamus to suppress appetite,
331 controlling body weight through both a direct effect of reducing food intake and an indirect effect of
332 slowing gastric emptying[41]. Currently, two GLP-1 receptor agonists, liraglutide and semaglutide,
333 have been approved by the FDA and EMA for weight management in adolescents[42-45]. Review
334 previous studies on weight loss in children and adolescents, Ryan PM 2021 identified an effect size of
335 -1.24 (MD, [95% CI, -1.71 to -0.77] kg/m², 5 trials) on BMI reduction and -1.50 (MD, [95% CI, -2.50
336 to 0.50] kg, 7 trials) on weight loss for GLP-1 receptor agonists compared with placebo[46], In Chadda
337 KR 2021, GLP-1 agonist therapy resulted in a reduction in body weight of -2.74 (MD, [95% CI, -3.77
338 to -1.70] kg, 6 trials) and a decrease in BMI of -1.25 (MD, [95% CI, -1.70 to -0.80] kg/m², 4 trials) [47].
339 The observed smaller effects in both of these reviews compared to our findings may be attributed to the
340 differences in the number of included studies. In addition to the favorable changes in BMI and weight,
341 we found that 303 more participants per 1000 person-years experienced a 5% decrease in BMI
342 compared to lifestyle modification alone. This result is slightly inferior to phentermine-topiramate. Of
343 note, it is associated with a higher incidence of gastrointestinal adverse effects.

344 Orlistat is currently the only weight-loss drug approved by the FDA for the long-term treatment

345 of obesity in individuals 12 years or older[48]. By inhibiting gastrointestinal lipase, it reduces the
346 absorption of approximately 30% of dietary fats. However, its frequent gastrointestinal side effects,
347 such as urgency of bowel movements, increased frequency of bowel movements, and oily stools, limit
348 treatment compliance[49, 50]. Our study also provided evidence of a higher incidence of
349 gastrointestinal adverse events and poorer tolerance. For BMI reduction, a systematic review of
350 treatment for pediatric obesity estimated an effect size of -0.7 (MD, [95% CI, -1.2 to -0.3] kg/m²)
351 compared to placebo[51]. Similar findings were reported in three additional studies, with the observed
352 reduction in BMI of -0.83 (MD, [95% CI, -1.19 to -0.47] kg/m², 2 trials)[52], -0.79 (MD, [95% CI,
353 -1.08 to -0.51] kg/m², 2 trials and 1 ongoing study)[53], and -0.76 (MD, [95% CI, -1.07 to -0.44] kg/m²,
354 2 trials)[54], respectively. In our study, we included the additional orlistat trials and performed a
355 comprehensive pooling of four studies (3 trials and 1 ongoing study), which yielded a point estimate of
356 -1.66 (MD, [95% CI, -3.23 to -0.09] kg/m²). Consistent with our findings, a meta-analysis
357 encompassing 3 orlistat trials also demonstrated the estimate of -1.67 (MD, [95% CI, -3.52 to -0.18]
358 kg/m²)[55], thereby reinforcing the validity and reliability of our results.

359 Metformin, a biguanide medication, is also an FDA-approved drug for T2DM in children aged 10
360 years and older, but not approved for weight loss. Its potential appetite-suppressing and
361 weight-reducing effects make it popular among obese children and adolescents[56, 57]. Mead E 2016
362 conducted a review that pooled 8 trials studying the effect of metformin on BMI reduction and reported
363 the MD value of -1.35 [95% CI, -2 to -0.69] kg/m²[53]. Our network meta-analysis yielded comparable
364 results, with the MD of -1.10 ([95% CI, -1.79 to -0.41] kg/m², 18 trials). As a treatment for T2DM, the
365 BMI-reducing effect of metformin is relatively mild; however, it is safer. A study conducted in a
366 real-world clinical setting supports this result, showing that metformin as a weight loss aid in youth

367 with obesity provides modest benefits and generally well tolerated[58].

368 As far as we know, this network meta-analysis represents the most comprehensive evidence
369 base to date on pharmacological treatment in overweight or obese children and adolescents, and the
370 findings are not limited by unpublished trials. We employed comprehensive statistical methods to
371 analyze each outcome, including heterogeneity, inconsistency, and transitivity. The multi-faceted
372 sensitivity analyses and GRADE assessments further validated the reliability of our results. In addition,
373 we calculated the absolute effects, and classified interventions according to minimal important
374 differences.

375 We acknowledge several limitations of this review. Firstly, the number of included studies was
376 limited, and the available data were insufficient to evaluate the effects of each individual drug within
377 the GLP-1 receptor agonist class. Due to the same reasons, a dose-response analysis was not conducted.
378 Secondly, the focus of our analysis was exclusively on gastrointestinal-related adverse events, as there
379 were insufficient studies to support including adverse reactions from other organ systems as outcome
380 measures. Thirdly, due to fewer studies included in our analysis reported the extent of long-term weight
381 maintenance after discontinuing drug treatment, it was not possible to analyze the possibility of weight
382 gain after discontinuation.

383 **Conclusions**

384 In conclusion, this network meta-analysis summarized and compared the pharmacological
385 treatments for overweight or obese children and adolescents, providing information for clinical
386 decision-making. The evidence suggests that phentermine-topiramate as an adjunct medication to
387 lifestyle interventions is closely related to weight management and has fewer adverse effects, although
388 this needs larger studies in a range of young clinical populations to verify the effectiveness and

389 long-term maintenance of weight loss.

390 **Declaration**

391 **Availability of data and materials**

392 The data can be obtained by contacting the corresponding author.

393 **Competing interests**

394 All authors declare that they have no competing interests.

395 **Funding**

396 This study is sponsored by Natural Science Foundation of Xinjiang Uygur Autonomous Region
397 (Grant Number 2022D01B194).

398 **Authors' contributors**

399 LL and TH contributed equally. SZ, LL, TH and JZ conceived and designed the study. LL, TH
400 and HW screened articles, LL, TH and CZ extracted the data. YQ, ZY, CW assessed ROB. LL, TH,
401 HW, TX, NS contributed to the statistical analysis. SZ obtained funding for this study, and supervised
402 the work. LL, TH and SZ rated the certainty of evidence. LL,TH, YQ and ZY drafted the manuscript.
403 TH, LL, TX, NS and SZ contributed to the revision and discussed the final edition. All authors read and
404 approved the final manuscript.

405 **Authors' information**

406 ¹Department of pharmacy, Karamay Central Hospital, Karamay, China

407 ²Department of pharmacy, Karamay Hospital of Xinjiang Uygur Autonomous Region People's Hospital,
408 Karamay, China

409 ³Department of Nephropathy and Rheumatology, Karamay Central Hospital, Karamay, China

410 ⁴Xinjiang Clinical Research Center for precision medicine of digestive system tumor, Karamay, China

411 ⁵ Xinjiang Key Laboratory of Clinical Genetic Testing and Biomedical Information, Karamay, China

412 ⁶ Department of Pharmacy, West China Hospital, Sichuan University, Chengdu, China

413 # These authors contributed equally to this work

414 * Corresponding author: Department of pharmacy, Karamay Central Hospital, Karamay, 834000,

415 China.

416 E-mail address: zsz90877@163.com (S Zhang)

417

418

419

420

421

422

423

424

425

426 **Figure Legends**

427 **Fig. 1** PRISMA flow diagram of the study selection process.

428

429 **Fig. 2** Network meta-analysis plots

430 (A) Change in BMI from baseline, (B) Change in weight from baseline, (C) Percentage of participants
431 achieving BMI reduction of at least 5%. Each circle represents an intervention, and the size of the
432 circle is proportional to the number of participants in that intervention. The line indicates that there is a
433 direct comparison between two interventions. The thickness of the line is proportional to the number of
434 trials.

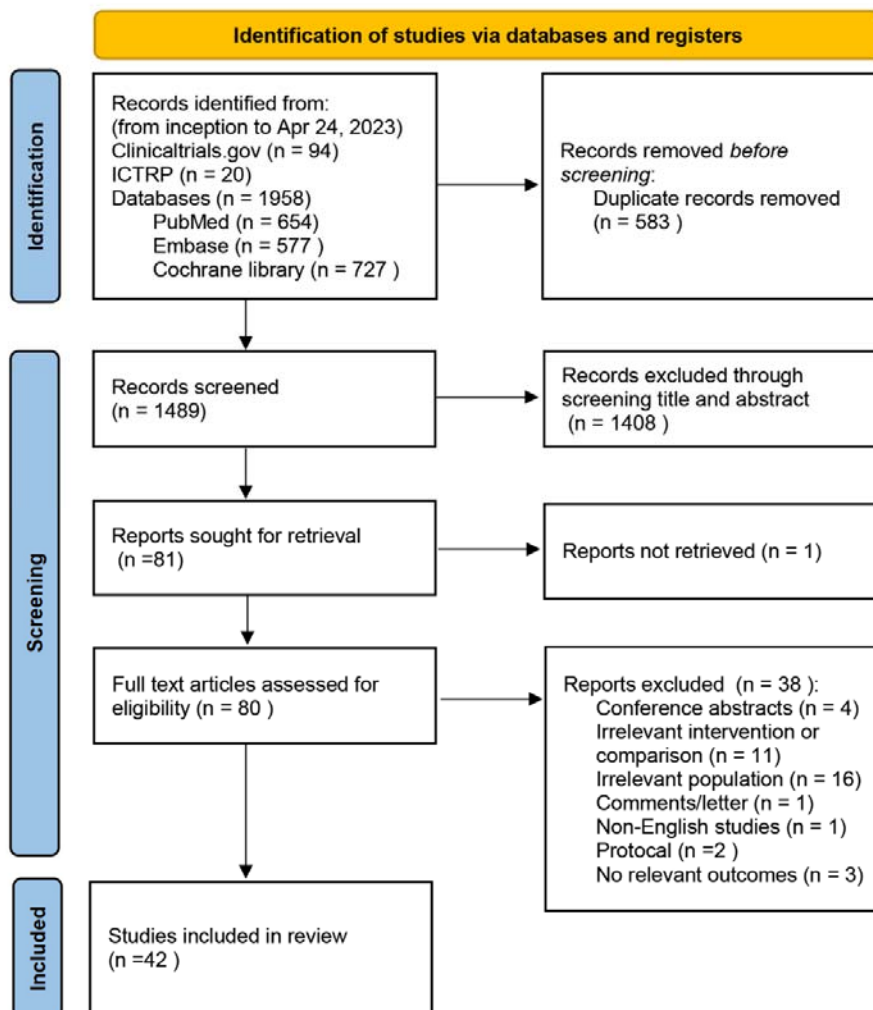
435

436 **Fig. 3** The league table for results of network meta-analysis(A) Change in BMI from baseline (mean
437 differences, 95% CI), (B) Change in weight from baseline (mean differences, 95% CI), (C) Percentage
438 of participants achieving BMI reduction of at least 5% (odd ratios, 95% CI). The league tables showed
439 the relative effects for each primary outcome, with colors representing different levels of evidence
440 (high, moderate, low and very low). Bold text indicates statistical significance. White numbers in the
441 dark blue boxes are P-score. The league table is arranged from left to right in descending order of
442 P-score.

443

444 **Fig. 4** Relative effects and absolute effects of interventions on benefit and harm outcomes. According
445 to MID and effect estimate values, we classified the effectiveness of interventions into four categories:
446 among the best, intermediate-possibly better, intermediate-possibly worse, and among the worst. For
447 the outcome of discontinuation due to adverse events and total gastrointestinal events, we set three
448 categories of effect class: among the worst, intermediate, among the best, based on comparisons with
449 other drugs and lifestyle interventions.

450

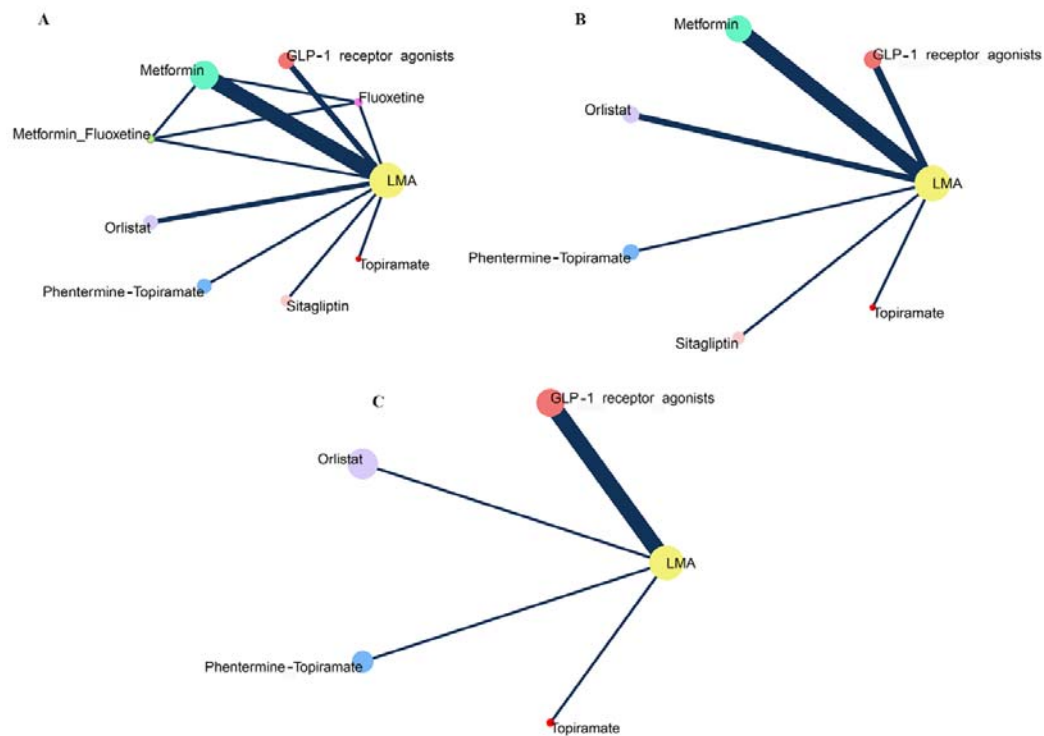


451

452

Fig. 1 PRISMA flow diagram of the study selection process.

453



454

455 **Fig. 2** Network meta-analysis plots. (A) Change in BMI from baseline, (B) Change in weight from

456 baseline, (C) Percentage of participants achieving BMI reduction of at least 5%)

457

458

459

460

461

462

463

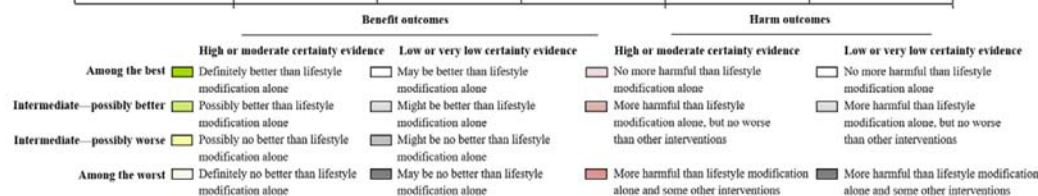
464

465

466

467

Interventions	Change in BMI from baseline (MD, 95% CI)	Change in Weight from baseline (MD, 95% CI)	Participants achieving BMI reduction of at least 5% (RD)	Total gastrointestinal adverse events (RD)	Discontinuation due to adverse events (RD)
GLP-1 receptor agonists	-1.81 (-3.19, -0.43)	-3.82 (-6.47, -1.16)	303 more (100 more to 527 more)	218 more (120 more to 323 more)	10 more (2 fewer to 42 more)
Metformin	-1.10 (-1.79, -0.41)	-2.57 (-4.23, -0.91)	-	57 more (22 fewer to 158 more)	9 more (3 fewer to 42 more)
Orlistat	-1.66 (-3.23, -0.09)	-4.28 (-7.12, -1.44)	95 more (71 fewer to 417 more)	726 more (299 more to 806 more)	23 more (1 more to 91 more)
Phentermine-Topiramate	-4.83 (-7.46, -2.20)	-14.59 (-19.37, -9.81)	557 more (137 more to 729 more)	11 fewer (109 fewer to 170 more)	5 fewer (9 fewer to 23 more)
Sitagliptin	0.70 (-1.99, 3.39)	1.80 (-3.11, 6.71)	-	-	20 more (7 fewer to 237 more)
Topiramate	-0.86 (-3.80, 2.08)	-2.43 (-8.53, 3.67)	106 more (109 fewer to 625 more)	-	-
Fluoxetine	-1.70 (-4.00, 0.60)	-	-	-	-
Metformin_Fluoxetine	-2.00 (-4.30, 0.30)	-	-	-	-
Lifestyle modification alone	reference	reference	141 per 1000 patients	185 per 1000 patients	10 per 1000 patients



477

478

Fig. 4 Relative effects and absolute effects of interventions on benefit and harm outcomes.

479

480

481

482

483

484

485

486

487

488

489

490

491

492 **References**

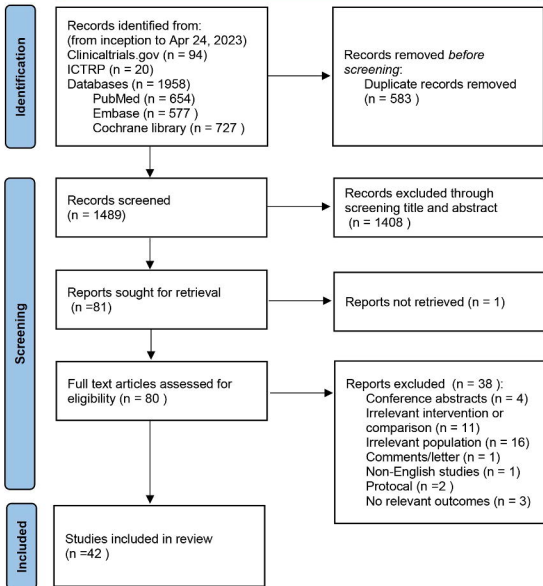
- 493 1. The Lancet Public H: Childhood obesity beyond COVID-19. *Lancet Public Health*. 2021;
494 6(8):e534.
- 495 2. Di Cesare M, Sorić M, Bovet P, Miranda JJ, Bhutta Z, Stevens GA, Laxmaiah A, Kengne AP,
496 Bentham J: The epidemiological burden of obesity in childhood: a worldwide epidemic
497 requiring urgent action. *BMC Med*. 2019; 17(1):212.
- 498 3. World Obesity Federation. World Obesity Atlas 2023.
499 [<https://data.worldobesity.org/publications/?cat=19>]
- 500 4. Peinado Fabregat MI, Saynina O, Sanders LM: Obesity and Overweight Among Children
501 With Medical Complexity. *Pediatrics*. 2023; 151(1).
- 502 5. Kumar S, Kelly AS: Review of Childhood Obesity: From Epidemiology, Etiology, and
503 Comorbidities to Clinical Assessment and Treatment. *Mayo Clin Proc*. 2017; 92(2):251-265.
- 504 6. Lanigan J, Sauven N: Treatment of childhood obesity: a multidisciplinary approach. *Clinics in*
505 *Integrated Care*. 2020; 3:100026.
- 506 7. Rao W-W, Zong Q-Q, Zhang J-W, An F-R, Jackson T, Ungvari GS, Xiang Y, Su Y-Y, D'Arcy
507 C, Xiang Y-T: Obesity increases the risk of depression in children and adolescents: Results
508 from a systematic review and meta-analysis. *J of Affective Disorders*. 2020; 267:78-85.
- 509 8. Halfon N, Larson K, Slusser W: Associations Between Obesity and Comorbid Mental Health,
510 Developmental, and Physical Health Conditions in a Nationally Representative Sample of US
511 Children Aged 10 to 17. *Acad Pediatr*. 2013; 13(1):6-13.
- 512 9. Calcaterra V, Rossi V, Mari A, Casini F, Bergamaschi F, Zuccotti GV, Fabiano V: Medical
513 treatment of weight loss in children and adolescents with obesity. *Pharmacol Res*. 2022;
514 185:106471.
- 515 10. Ebbeling CB, Pawlak DB, Ludwig DS: Childhood obesity: public-health crisis, common sense
516 cure. *The Lancet*. 2002; 360(9331):473-482.
- 517 11. Sothorn MS: EXERCISE AS A MODALITY IN THE TREATMENT OF CHILDHOOD
518 OBESITY. *Pediatr Clin N Am*. 2001; 48(4):995-1015.
- 519 12. Varkevisser RDM, van Stralen MM, Kroeze W, Ket JCF, Steenhuis IHM: Determinants of
520 weight loss maintenance: a systematic review. *Obes Rev*. 2019; 20(2):171-211.
- 521 13. Steinbeck KS, Lister NB, Gow ML, Baur LA: Treatment of adolescent obesity. *Nat Rev*
522 *Endocrinol*. 2018; 14(6):331-344.
- 523 14. Gungör NK: Overweight and obesity in children and adolescents. *J Clin Res Pediatr*
524 *Endocrinol*. 2014; 6(3):129-143.
- 525 15. Hutton B, Salanti G, Caldwell DM, Chaimani A, Schmid CH, Cameron C, Ioannidis JP, Straus
526 S, Thorlund K, Jansen JP et al: The PRISMA extension statement for reporting of systematic
527 reviews incorporating network meta-analyses of health care interventions: checklist and
528 explanations. *Ann Intern Med*. 2015; 162(11):777-784.
- 529 16. Page MJ, McKenzie JE, Bossuyt PM, Boutron I, Hoffmann TC, Mulrow CD, Shamseer L,
530 Tetzlaff JM, Akl EA, Brennan SE et al: The PRISMA 2020 statement: an updated guideline
531 for reporting systematic reviews. *Bmj*. 2021; 372:n71.
- 532 17. Sterne JAC, Savović J, Page MJ, Elbers RG, Blencowe NS, Boutron I, Cates CJ, Cheng HY,
533 Corbett MS, Eldridge SM et al: RoB 2: a revised tool for assessing risk of bias in randomised
534 trials. *Bmj*. 2019; 366:l4898.

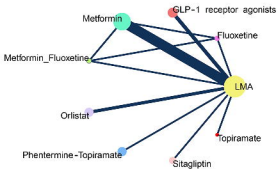
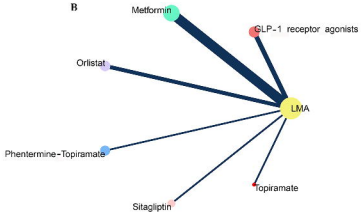
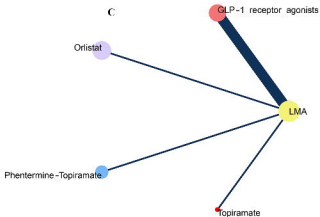
- 535 18. Shim SR, Kim SJ, Lee J, Rücker G: Network meta-analysis: application and practice using R
536 software. *Epidemiol Health*. 2019; 41:e2019013.
- 537 19. Jiang N, Rao F, Xiao J, Yang J, Wang W, Li Z, Huang R, Liu Z, Guo T: Evaluation of different
538 surgical dressings in reducing postoperative surgical site infection of a closed wound: A
539 network meta-analysis. *Int J Surg*. 2020; 82:24-29.
- 540 20. Higgins JP, Jackson D, Barrett JK, Lu G, Ades AE, White IR: Consistency and inconsistency
541 in network meta-analysis: concepts and models for multi-arm studies. *Res Synth Methods*.
542 2012; 3(2):98-110.
- 543 21. Rücker G, Schwarzer G: Ranking treatments in frequentist network meta-analysis works
544 without resampling methods. *BMC Med Res Methodol*. 2015; 15:58.
- 545 22. Puhan MA, Schünemann HJ, Murad MH, Li T, Brignardello-Petersen R, Singh JA, Kessels
546 AG, Guyatt GH: A GRADE Working Group approach for rating the quality of treatment effect
547 estimates from network meta-analysis. *Bmj*. 2014; 349:g5630.
- 548 23. Brignardello-Petersen R, Bonner A, Alexander PE, Siemieniuk RA, Furukawa TA, Rochweg
549 B, Hazlewood GS, Alhazzani W, Mustafa RA, Murad MH et al: Advances in the GRADE
550 approach to rate the certainty in estimates from a network meta-analysis. *J Clin Epidemiol*.
551 2018; 93:36-44.
- 552 24. Zeng L, Brignardello-Petersen R, Hultcrantz M, Siemieniuk RAC, Santesso N, Traversy G,
553 Izcovich A, Sadeghirad B, Alexander PE, Devji T et al: GRADE guidelines 32: GRADE offers
554 guidance on choosing targets of GRADE certainty of evidence ratings. *J Clin Epidemiol*. 2021;
555 137:163-175.
- 556 25. Chen AK, Roberts CK, Barnard RJ: Effect of a short-term diet and exercise intervention on
557 metabolic syndrome in overweight children. *Metabolism*. 2006; 55(7):871-878.
- 558 26. Ozkan B, Bereket A, Turan S, Keskin S: Addition of orlistat to conventional treatment in
559 adolescents with severe obesity. *Eur J Pediatr*. 2004; 163(12):738-741.
- 560 27. Diene G, Angulo M, Hale PM, Jepsen CH, Hofman PL, Hokken-Koelega A, Ramesh C, Turan
561 S, Tauber M: Liraglutide for Weight Management in Children and Adolescents With
562 Prader-Willi Syndrome and Obesity. *J Clin Endocrinol Metab*. 2022; 108(1):4-12.
- 563 28. Dhillon S: Phentermine/Topiramate: Pediatric First Approval. *Paediatr Drugs*. 2022;
564 24(6):715-720.
- 565 29. FDA Approves Treatment for Chronic Weight Management in Pediatric Patients Aged 12
566 Years and Older
567 [[https://www.fda.gov/drugs/news-events-human-drugs/fda-approves-treatment-chronic-weight](https://www.fda.gov/drugs/news-events-human-drugs/fda-approves-treatment-chronic-weight-management-pediatric-patients-aged-12-years-and-older)
568 [-management-pediatric-patients-aged-12-years-and-older](https://www.fda.gov/drugs/news-events-human-drugs/fda-approves-treatment-chronic-weight-management-pediatric-patients-aged-12-years-and-older)]
- 569 30. Kelly AS, Bensignor MO, Hsia DS, Shoemaker AH, Shih W, Peterson C, Varghese ST:
570 Phentermine/Topiramate for the Treatment of Adolescent Obesity. *NEJM Evid*. 2022; 1(6).
- 571 31. Heal DJ, Gosden J, Smith SL: What is the prognosis for new centrally-acting anti-obesity
572 drugs? *Neuropharmacology*. 2012; 63(1):132-146.
- 573 32. Astrup A, Toubro S: Topiramate: a new potential pharmacological treatment for obesity. *Obes*
574 *Res*. 2004; 12 Suppl:167s-173s.
- 575 33. Gadde KM, Allison DB, Ryan DH, Peterson CA, Troupin B, Schwiers ML, Day WW: Effects
576 of low-dose, controlled-release, phentermine plus topiramate combination on weight and
577 associated comorbidities in overweight and obese adults (CONQUER): a randomised,
578 placebo-controlled, phase 3 trial. *Lancet*. 2011; 377(9774):1341-1352.

- 579 34. Garvey WT, Ryan DH, Look M, Gadde KM, Allison DB, Peterson CA, Schwiens M, Day WW,
580 Bowden CH: Two-year sustained weight loss and metabolic benefits with controlled-release
581 phentermine/topiramate in obese and overweight adults (SEQUEL): a randomized,
582 placebo-controlled, phase 3 extension study. *Am J Clin Nutr.* 2012; 95(2):297-308.
- 583 35. Shi Q, Wang Y, Hao Q, Vandvik PO, Guyatt G, Li J, Chen Z, Xu S, Shen Y, Ge L et al:
584 Pharmacotherapy for adults with overweight and obesity: a systematic review and network
585 meta-analysis of randomised controlled trials. *Lancet.* 2022; 399(10321):259-269.
- 586 36. Fruci B, Giuliano S, Mazza A, Malaguarnera R, Belfiore A: Nonalcoholic Fatty liver: a
587 possible new target for type 2 diabetes prevention and treatment. *Int J Mol Sci.* 2013;
588 14(11):22933-22966.
- 589 37. Drucker DJ: GLP-1 physiology informs the pharmacotherapy of obesity. *Mol Metab.* 2022;
590 57:101351.
- 591 38. Basolo A, Burkholder J, Osgood K, Graham A, Bundrick S, Frankl J, Piaggi P, Thearle MS,
592 Krakoff J: Exenatide has a pronounced effect on energy intake but not energy expenditure in
593 non-diabetic subjects with obesity: A randomized, double-blind, placebo-controlled trial.
594 *Metabolism.* 2018; 85:116-125.
- 595 39. Wadden TA, Walsh OA, Berkowitz RI, Chao AM, Alamuddin N, Gruber K, Leonard S,
596 Mugler K, Bakizada Z, Tronieri JS: Intensive Behavioral Therapy for Obesity Combined with
597 Liraglutide 3.0 mg: A Randomized Controlled Trial. *Obesity (Silver Spring).* 2019;
598 27(1):75-86.
- 599 40. Wadden TA, Hollander P, Klein S, Niswender K, Woo V, Hale PM, Aronne L: Weight
600 maintenance and additional weight loss with liraglutide after low-calorie-diet-induced weight
601 loss: the SCALE Maintenance randomized study. *Int J Obes (Lond).* 2013; 37(11):1443-1451.
- 602 41. Vergès B, Bonnard C, Renard E: Beyond glucose lowering: glucagon-like peptide-1 receptor
603 agonists, body weight and the cardiovascular system. *Diabetes Metab.* 2011; 37(6):477-488.
- 604 42. Food and Drug Administration. FDA Approves Weight Management Drug for Patients
605 Aged 12 and Older
606 [<https://www.fda.gov/drugs/news-events-human-drugs/fda-approves-weight-management-drug-patients-aged-12-and-older>]
607
- 608 43. MedwireNews. EMA Approves Liraglutide for Teenagers with Obesity
609 [<https://diabetes.medicinematters.com/en-GB/liraglutide--obesity-/adolescents/ema-approves-liraglutide-for-teenagers-with-obesity/19028106>]
610
- 611 44. MedwireNews. FDA Approves High-dose Semaglutide for Adolescents with Obesity
612 [<https://diabetes.medicinematters.com/en-GB/semaglutide/obesity/us-fda-children-obesity/23902216>]
613
- 614 45. European Medicines Agency. Union Register of Medicinal Products for Human Use
615 [<https://ec.europa.eu/health/documents/community-register/html/h1608.htm>]
616
- 616 46. Ryan PM, Seltzer S, Hayward NE, Rodriguez DA, Sless RT, Hawkes CP: Safety and Efficacy
617 of Glucagon-Like Peptide-1 Receptor Agonists in Children and Adolescents with Obesity:
618 A Meta-Analysis. *J Pediatr.* 2021; 236:137-147.e113.
- 619 47. Chadda KR, Cheng TS, Ong KK: GLP-1 agonists for obesity and type 2 diabetes in children:
620 Systematic review and meta-analysis. *Obes Rev.* 2021; 22(6):e13177.
- 621 48. Sherafat-Kazemzadeh R, Yanovski SZ, Yanovski JA: Pharmacotherapy for childhood obesity:
622 present and future prospects. *Int J Obesity.* 2013; 37(1):1-15.

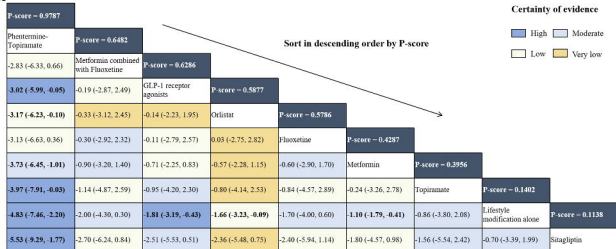
- 623 49. Chanoine JP, Hampl S, Jensen C, Boldrin M, Hauptman J: Effect of orlistat on weight and
624 body composition in obese adolescents: a randomized controlled trial. *Jama*. 2005;
625 293(23):2873-2883.
- 626 50. Davidson MH, Hauptman J, DiGirolamo M, Foreyt JP, Halsted CH, Heber D, Heimbarger DC,
627 Lucas CP, Robbins DC, Chung J et al: Weight control and risk factor reduction in obese
628 subjects treated for 2 years with orlistat: a randomized controlled trial. *Jama*. 1999;
629 281(3):235-242.
- 630 51. McGovern L, Johnson JN, Paulo R, Hettinger A, Singhal V, Kamath C, Erwin PJ, Montori
631 VM: Clinical review: treatment of pediatric obesity: a systematic review and meta-analysis of
632 randomized trials. *J Clin Endocrinol Metab*. 2008; 93(12):4600-4605.
- 633 52. Viner RM, Hsia Y, Tomsic T, Wong IC: Efficacy and safety of anti-obesity drugs in children
634 and adolescents: systematic review and meta-analysis. *Obes Rev*. 2010; 11(8):593-602.
- 635 53. Mead E, Atkinson G, Richter B, Metzendorf MI, Baur L, Finer N, Corpeleijn E, O'Malley C,
636 Eells LJ: Drug interventions for the treatment of obesity in children and adolescents. *Cochrane*
637 *Database Syst Rev*. 2016; 11(11):Cd012436.
- 638 54. Oude Luttikhuis H, Baur L, Jansen H, Shrewsbury VA, O'Malley C, Stolk RP, Summerbell CD:
639 Interventions for treating obesity in children. *Cochrane Database Syst Rev*. 2009;
640 (1):Cd001872.
- 641 55. Czernichow S, Lee CM, Barzi F, Greenfield JR, Baur LA, Chalmers J, Woodward M, Huxley
642 RR: Efficacy of weight loss drugs on obesity and cardiovascular risk factors in obese
643 adolescents: a meta-analysis of randomized controlled trials. *Obes Rev*. 2010; 11(2):150-158.
- 644 56. Day EA, Ford RJ, Smith BK, Mohammadi-Shemirani P, Morrow MR, Gutgesell RM, Lu R,
645 Raphenya AR, Kabiri M, McArthur AG et al: Metformin-induced increases in GDF15 are
646 important for suppressing appetite and promoting weight loss. *Nat Metab*. 2019;
647 1(12):1202-1208.
- 648 57. Malin SK, Kashyap SR: Effects of metformin on weight loss: potential mechanisms. *Curr*
649 *Opin Endocrinol Diabetes Obes*. 2014; 21(5):323-329.
- 650 58. Kyler KE, Kadakia RB, Palac HL, Kwon S, Ariza AJ, Binns HJ: Use of Metformin for Weight
651 Management in Children and Adolescents With Obesity in the Clinical Setting. *Clin Pediatr*
652 (Phila). 2018; 57(14):1677-1685.
- 653
654

Identification of studies via databases and registers

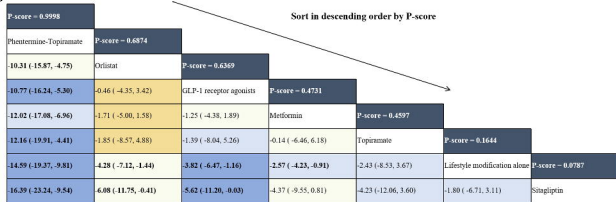


A**B****C**


A



B



C



Interventions	Change in BMI from baseline (MD, 95% CI)	Change in Weight from baseline (MD, 95% CI)	Participants achieving BMI reduction of at least 5% (RD)	Total gastrointestinal adverse events (RD)	Discontinuation due to adverse events (RD)
GLP-1 receptor agonists	-1.81 (-3.19, -0.43)	-3.82 (-6.47, -1.16)	303 more (100 more to 527 more)	218 more (120 more to 323 more)	10 more (2 fewer to 42 more)
Metformin	-1.10 (-1.79, -0.41)	-2.57 (-4.23, -0.91)	-	57 more (22 fewer to 158 more)	9 more (3 fewer to 42 more)
Orlistat	-1.66 (-3.23, -0.09)	-4.28 (-7.12, -1.44)	95 more (71 fewer to 417 more)	726 more (299 more to 806 more)	23 more (1 more to 91 more)
Phentermine-Topiramate	-4.83 (-7.46, -2.20)	-14.59 (-19.37, -9.81)	557 more (137 more to 729 more)	11 fewer (109 fewer to 170 more)	5 fewer (9 fewer to 23 more)
Sitagliptin	0.70 (-1.99, 3.39)	1.80 (-3.11, 6.71)	-	-	20 more (7 fewer to 237 more)
Topiramate	-0.86 (-3.80, 2.08)	-2.43 (-8.53, 3.67)	106 more (109 fewer to 625 more)	-	-
Fluoxetine	-1.70 (-4.00, 0.60)	-	-	-	-
Metformin_Fluoxetine	-2.00 (-4.30, 0.30)	-	-	-	-
Lifestyle modification alone	reference	reference	141 per 1000 patients	185 per 1000 patients	10 per 1000 patients

Benefit outcomes

Harm outcomes

High or moderate certainty evidence

Low or very low certainty evidence

High or moderate certainty evidence

Low or very low certainty evidence

Among the best

Definitely better than lifestyle modification alone

May be better than lifestyle modification alone

No more harmful than lifestyle modification alone

No more harmful than lifestyle modification alone

Intermediate—possibly better

Possibly better than lifestyle modification alone

Might be better than lifestyle modification alone

More harmful than lifestyle modification alone, but no worse than other interventions

More harmful than lifestyle modification alone, but no worse than other interventions

Intermediate—possibly worse

Possibly no better than lifestyle modification alone

Might be no better than lifestyle modification alone

More harmful than lifestyle modification alone and some other interventions

More harmful than lifestyle modification alone and some other interventions

Among the worst

Definitely no better than lifestyle modification alone

May be no better than lifestyle modification alone