

1 **Pharmacotherapy for Children and adolescents with overweight and obesity: a**  
2 **systematic review and network meta-analysis of randomized controlled trials**

3

4 *Li Luo,<sup>1,2,4,5#</sup> Tingting Huang,<sup>1,2,4,5#</sup> HuiWang,<sup>1,2,4,5</sup> Jianglin Zhao,<sup>1,2,4,5</sup> Yunyun Qi,<sup>1,2,4,5</sup> Zijing Yan,<sup>1,2,4,5</sup>*  
5 *Chunmei Zhu,<sup>1,2,4,5</sup> Chufeng Wang,<sup>3,4,5</sup> Na Su,<sup>6</sup> Ting Xu,<sup>6</sup> Shengzhao Zhang<sup>1,2,4,5\*</sup>*

6

7 <sup>1</sup>Department of pharmacy, Karamay Central Hospital, Karamay, China

8 <sup>2</sup>Department of pharmacy, Karamay Hospital of Xinjiang Uygur Autonomous Region People's Hospital,  
9 Karamay, China

10 <sup>3</sup>Department of Nephropathy and Rheumatology, Karamay Central Hospital, Karamay, China

11 <sup>4</sup>Xinjiang Clinical Research Center for precision medicine of digestive system tumor, Karamay, China

12 <sup>5</sup>Xinjiang Key Laboratory of Clinical Genetic Testing and Biomedical Information, Karamay, China

13 <sup>6</sup>Department of Pharmacy, West China Hospital, Sichuan University, Chengdu, China

14 <sup>#</sup>These authors contributed equally to this work

15 <sup>\*</sup> Corresponding author: Department of pharmacy, Karamay Central Hospital, Karamay, 834000,  
16 China.

17 E-mail address: [zsz90877@163.com](mailto:zsz90877@163.com) (S Zhang)

18

19 **Abstract**

20 **Background:** Overweight and obesity are widespread among children and adolescents. We aimed to  
21 summarize the evidence for the pharmacotherapy as an adjunct to lifestyle interventions in overweight  
22 or obese children and adolescents by comparing the benefits and harms.

23 **Methods:** RCTs (randomized controlled trials) were sourced from PubMed, Embase (using the OVID  
24 platform), the Cochrane Library (CENTRAL), as well as the trial registers ICTRP (WHO) and  
25 ClinicalTrials.gov. Searches were undertaken from inception to April 25, 2023. A network  
26 meta-analysis was performed using the frequentists framework based on random-effects model. We  
27 used GRADE (Grading of Recommendations Assessment, Development, and Evaluation) approach to  
28 evaluate the overall certainty of evidence and categorized the interventions.

29 **Results:** In total, 42 RCTs (n=3883) comparing 8 different pharmacotherapy strategies were included  
30 in this study. Evidence strongly suggested that phentermine-topiramate reduced BMI the most (the  
31 mean difference (MD) -4.83 [95% CI, -7.46 to -2.20] kg/m<sup>2</sup>) and weight (MD, -14.59 [95% CI, -19.37,  
32 -9.81] kg) in children and adolescents with overweight or obesity. Compared to lifestyle intervention  
33 alone, phentermine-topiramate was associated with an additional 557 events per 1000 person-years in  
34 terms of the proportion of participants achieving a BMI reduction of  $\geq 5\%$ , but there was no increased

35 harm in total gastrointestinal adverse effects and discontinuation due to adverse events.

36 **Conclusions:** Phentermine-topiramate was closely related to weight loss and showed a good  
37 tolerability, proving to be the optimal treatment strategy for overweight or obese children and  
38 adolescents.

39 **Registration:** PROSPERO registry number: CRD42022329226

40 **Keywords:** network meta-analysis, overweight, obesity, weight management, pharmacotherapy,  
41 children, adolescents

42

43

## 44 **Background**

45 Overweight and obesity have profound implications for numerous children and adolescents, with  
46 the data indicating a persistent upward trend in affected populations. Recent estimates by the World  
47 Health Organization (WHO) indicate that in 2020, there were 39 million children under the age of 5  
48 years who were affected by overweight or obesity[1]. Disturbingly, the global prevalence of obesity  
49 among individuals aged 5-19 has experienced a notable surge between 1975 and 2020. Among girls,  
50 the rates have escalated from less than 1% to 8%, while among boys, the rates have reached 10%[1-3].  
51 Beyond the heightened risk of physical health conditions[4-6], overweight and obesity also  
52 significantly impact the societal and emotional well-being of the youth[7, 8]. Clearly, such  
53 circumstances hinder the optimal growth and development of children and adolescents, emphasizing  
54 the urgency of addressing this matter.

55 Lifestyle interventions serve as the cornerstone for managing excess weight in children and  
56 adolescents grappling with overweight or obesity. These interventions encompass a range of measures,  
57 such as making dietary adjustments, promoting physical activity, and fostering behavioral changes.[9,  
58 10]. However, it is worth acknowledging the inherent challenges associated with modifying deeply

59 ingrained behavioral habits, especially among younger individuals[11]. The necessity for long-term  
60 commitment further compounds the issue, often resulting in suboptimal patient compliance.  
61 Consequently, treatment failures or rapid weight regain following initial progress become all too  
62 common[12]. To address these obstacles and enhance outcomes, the incorporation of effective  
63 pharmacotherapy strategies is crucial, acting as adjunctive therapy in the maintenance of weight  
64 loss[13].

65 Despite numerous studies have explored pharmacological interventions for weight reduction in  
66 adults, the availability of approved drugs for children and adolescents remains limited[14]. Evidence is  
67 lacking on the optimal combination of drug therapy with lifestyle intervention for weight loss.  
68 Consequently, there is a pressing need for further investigation to evaluate the efficacy and safety of  
69 pharmacological approaches in the pediatric and adolescent population. In this network meta-analysis,  
70 we aim to summarize the evidence for the use of drug as adjunctive therapy to lifestyle interventions in  
71 overweight or obese children and adolescents by comparing the benefits and harms.

## 72 **Methods**

### 73 **Study design**

74 This network meta-analysis was conducted according to the Preferred Reporting Items for  
75 Systematic Reviews and Meta-Analyses (PRISMA) 2020 guidelines and the statement standards for  
76 network meta-analysis (PRISMA-NMA)[15, 16]. The review was registered in the International  
77 Prospective Register of Systematic Reviews, PROSPERO (CRD42022329226)

### 78 **Eligibility criteria**

79 We included randomized controlled trials (RCTs) of pharmacological monotherapy or combined  
80 therapy for weight reduction in children and adolescents (aged  $\leq 18$  years) with obesity or overweight,

81 regardless of the presence of the weight-related complications. Trials were excluded if they (1) enrolled  
82 patients who were medication-induced obesity, pregnancy, or normal bodyweight; (2) enrolled patients  
83 with malignant tumors or blood diseases; (3) were not published in English; (4) had no available results  
84 related to weight loss.

## 85 **Search strategy**

86 PubMed, Embase (using the OVID platform), and the Cochrane Library (CENTRAL) were  
87 conducted from inception to September 24, 2022 for the initial search. Due to the long interval, in order  
88 to avoid overlooking any newly published relevant studies during this period and ensure a  
89 comprehensive screening, these databases were re-searched, with the deadline set at April 25, 2023.  
90 Furthermore, to supplement the identified citations, we also searched International clinical trials  
91 registry platform (ICTRP) and ClinicalTrials.gov. Appendix 2 shows the detailed search strategy.

## 92 **Study selection**

93 The PRISMA flow diagram was applied to guide the process of study selection. The retrieved  
94 studies were checked for duplication using Endnote X9, and duplicate records were removed. Two  
95 independent researchers conducted initial screening based on article titles and abstracts and then  
96 performed full-texts, excluding irrelevant studies. Discrepancies were resolved through mutual  
97 discussion or consultation with a senior member.

## 98 **Outcomes**

99 Primary outcomes as determined by our assessment were change in BMI and weight from baseline,  
100 as well as the percentage of participants achieving BMI reduction of at least 5%. Secondary outcomes  
101 included changes in BMI z-score and BMI standard deviation score (SDS) from baseline, percentage of  
102 participants achieving BMI reduction of at least 10%, and adverse outcome, such as total

103 gastrointestinal adverse events, discontinuation due to adverse events, serious adverse events, nausea  
104 events, vomiting events and diarrhea events.

#### 105 **Data extraction and risk of bias assessment**

106 Two reviewers independently extracted relevant data from the included studies and organized  
107 them in an Excel spreadsheet, with any discrepancies resolved through discussion with a third reviewer.

108 The extracted information included study characteristics (first author, year of publication, intervention  
109 measures), participant information (such as age, gender, sample size) and outcome indicators.

110 Risk of bias (ROB) for all included randomized controlled trials was assessed by two independent  
111 assessors with the Cochrane Risk of Bias 2 (ROB-2) tool[17] and categorized as “high,” “low,” or  
112 “some concern,” based on evaluations across five domains: (1) the randomization process, (2)  
113 deviations from intended interventions, (3) missing outcome data, (4) measurement of the outcome, (5)  
114 selection of the reported result. Disagreements were resolved through discussion with a third assessor.

#### 115 **Publication bias**

116 We employed funnel plots to assess the potential publication bias of included studies. The  
117 symmetry of the funnel plot was visually examined as an initial step. If the number of trials included in  
118 the analysis exceeded 10, Egger's test, Begg-Mazumdar test, and Thompson-Sharp test were conducted  
119 to further evaluate publication bias. A p-value greater than 0.05 in these tests indicates no significant  
120 publication bias.

#### 121 **Statistical analysis**

122 The network meta-analyses in this study were performed using the frequentist framework,  
123 employing a graph-theoretical method[18]. For dichotomous outcomes, odds ratios (ORs) were  
124 calculated, while mean differences (MDs) were utilized for continuous outcomes. Both measures were

125 accompanied by 95% confidence intervals (CIs) to provide a range of estimated effect sizes. A  
126 random-effects model was used to account for variability among the included studies. To assess  
127 heterogeneity among the studies, Cochran's Q test was utilized, where a p-value greater than 0.05  
128 indicated no significant heterogeneity. The transitivity assumption was assessed by comparing the  
129 distribution of potential effect modifiers across different intervention comparisons. Factors such as  
130 baseline age, gender proportion, and mean BMI at baseline were considered as effect modifiers. A  
131 detailed description of this analysis can be found in Appendix 6.6. The node-splitting model was  
132 applied to analyze the inconsistency between direct and indirect comparison results[19, 20].

133       In order to rank the performance of interventions in terms of weight loss and safety, we utilized a  
134 metric called the P-score. This score is assigned to each intervention and falls within the range of 0 to 1.  
135 A higher P-score indicates a greater likelihood of the intervention being ranked as the most effective  
136 option.[21]. The absolute risk difference (RD) of the intervention versus lifestyle modification alone  
137 was estimated from the relative effect and the estimate of baseline risk, see Appendix 3.3 for detailed  
138 calculation formulas.

139       To ensure the robustness of the main analyses, six sensitivity analyses were conducted. These  
140 sensitivity analyses aimed to explore the impact of different factors on the results obtained. The  
141 following aspects were considered:

- 142       ● Sequential exclusion of studies with fewer than 40 participants.
- 143       ● Exclusion of studies without a placebo control.
- 144       ● Exclusion of studies that did not report baseline BMI changes.
- 145       ● Exclusion of studies with a drug treatment duration of less than three months.
- 146       ● Exclusion of studies judged to have a high risk of bias.

147 ● Network meta-analysis using a random-effects model within the Bayesian framework, as an  
148 alternative to the previously employed frequentist method.

149 To explore the potential influence of mean age, gender, mean BMI and weight at baseline, as well  
150 as the duration of trial follow-up on the outcomes, a meta-regression analysis with the restricted  
151 maximum likelihood estimator method (REML) was conducted.

152 All statistical analyses, including the sensitivity analyses and meta-regression, were performed  
153 using the R software version 4.2.2.

#### 154 **Quality of evidence (GRADE) and categorization of interventions**

155 We assessed certainty of the evidence by applying the GRADE (Grading of Recommendations  
156 Assessment, Development, and Evaluation) approach, thus reflecting the methodological reliability of  
157 the network meta-analysis[22, 23]. We rated the certainty for each comparison and the network  
158 estimate results as high, moderate, low, or very low, based on risk of bias, heterogeneity, publication  
159 bias, transitivity process, inconsistency, imprecision.

160 The minimal important differences (MID) of the primary outcomes were identified by searching  
161 through previous research studies. We classified the interventions into four categories: among the best,  
162 intermediate-possibly better, intermediate-possibly worse, and among the worst, based on whether the  
163 effect estimate values were greater than or less than MID[24]. For the outcome of discontinuation due  
164 to adverse events and total gastrointestinal events, we set three categories of effect class: among the  
165 worst, intermediate, among the best, based on comparisons with other drugs and lifestyle interventions.  
166 A detailed description is provided in Appendix 3.5.

## 167 **Result**

### 168 **Characteristics of the included studies**

169 We screened 2072 records from the databases (PubMed, Embase, the Cochrane Library), ICTRP  
170 and ClinicalTrials.gov and 42 eligible trials were identified in this network meta-analysis, including 40  
171 RCTs (published between 2001 and 2022) and 2 ongoing RCTs (without any publications, only results  
172 available on clinical trial websites). The retrieval flow diagram is shown in Figure 1. A total of 3883  
173 participants were included, with a mean age ranging from 8.1 to 16.1 years. The baseline mean BMI  
174 ranged from 26.2 to 41.7 kg/m<sup>2</sup>. Males accounted for 38.14% of the participants. The duration of drugs  
175 intervention ranged from 1.25 to 28.2 months. Appendix 4 details the study characteristics.

### 176 **Risk of bias assessment**

177 A summary of the results on the risk of bias is presented in Appendix 5. One trial was rated as  
178 having a high risk of bias using the Rob 2 tool, which was generated by the domain of randomization  
179 process. 24 trials included in this network meta-analysis raised some concerns, primarily related to  
180 deviations from intended interventions, the randomization process, and missing outcome data.

### 181 **Network plots**

182 We established networks involving 12 outcomes. The network plots of the primary outcome are  
183 shown in Figure 2. Each circle represents an intervention, and the size of the circle is proportional to  
184 the number of participants in that intervention. The line indicates that there is a direct comparison  
185 between two interventions. The thickness of the line is proportional to the number of trials. Change in  
186 BMI was included in 9 intervention measures, change in weight was included in 7 intervention  
187 measures, and the percentage of participants achieving BMI reduction of at least 5% was included in 5  
188 intervention measures. The network diagram for the secondary outcomes can be found in Appendix 6.1.

### 189 **Primary outcomes**

190 Thirty RCTs, involving 2,596 participants, reported the effects of the drugs on changes in BMI



191 from baseline. As shown in Figure 3, Glucagon-Like Peptide-1 (GLP-1) receptor agonists, metformin,  
192 orlistat, and phentermine-topiramate showed better effects in reducing BMI compared to lifestyle  
193 modification alone, with evidence graded from low to high. In comparison to other interventions,  
194 except for fluoxetine and metformin combined with fluoxetine, the BMI reduction values for  
195 phentermine-topiramate were as follows: -3.02 (MD, [95% CI, -5.99 to -0.05] kg/m<sup>2</sup>, high-quality  
196 evidence) compared to GLP-1 receptor agonists, -4.83 (MD, [95% CI, -7.46 to -2.20] kg/m<sup>2</sup>,  
197 high-quality evidence) compared to lifestyle modification alone, -3.73 (MD, [95% CI, -6.45, to -1.01]  
198 kg/m<sup>2</sup>, moderate-quality evidence) compared to metformin, -3.17 (MD, [95% CI, -6.23 to -0.10] kg/m<sup>2</sup>,  
199 low-quality evidence) compared to orlistat, -5.53 (MD, [95% CI, -9.29 to -1.77] kg/m<sup>2</sup>, high-quality  
200 evidence) compared to sitagliptin, -3.97 (MD, [95% CI, -7.91 to -0.03] kg/m<sup>2</sup>, high-quality evidence)  
201 compared to topiramate.

202 Twenty-four RCTs, involving 2,098 participants, reported the effects of the drugs on change in  
203 weight from baseline. GLP-1 receptor agonists and phentermine-topiramate both demonstrated  
204 significant weight loss effects, with bodyweight reductions of -3.82 (MD, [95% CI, -6.47 to -1.16] kg)  
205 and -14.59 (MD, [95% CI, -19.37, -9.81] kg), respectively, compared to lifestyle modification alone.  
206 The evidence quality for the two comparisons was rated as high. The MD of orlistat compared to  
207 lifestyle modification alone was -4.28 [95%, -7.12 to -1.44] kg, which was evaluated as a low-quality  
208 evidence. Most worthy of mention was that phentermine-topiramate exhibited a stronger weight loss  
209 effect, with a reduction of -10.77 (MD, [95% CI, -16.24, -5.30] kg, high-quality evidence) compared to  
210 GLP-1 receptor agonists. Furthermore, compared to orlistat, it resulted in a weight reduction of -10.31  
211 (MD, [95% CI, -15.87, -4.75] kg, low-quality evidence).

212 For the outcome of percentage of participants achieving a BMI reduction of at least 5%, low- to

213 moderate-quality evidence indicated no significant differences among the different drug therapies.  
214 However, compared to lifestyle modification alone, the proportion of participants who achieved a 5%  
215 or more BMI reduction might increase when using phentermine-topiramate and GLP-1 receptor  
216 agonists, with odds ratios (OR) of 14.06 ([95% CI, 2.34 to 84.35], high-quality evidence) and 4.86 ([95%  
217 CI, 1.93 to 12.24], moderate-quality evidence), respectively.

### 218 **Secondary outcomes**

219 The relative effects of secondary outcome measures are shown in the Appendix 6.2. For the  
220 outcome of percentage of participants achieving a BMI reduction of at least 10%, high- and  
221 moderate-quality evidence indicated phentermine-topiramate and GLP-1 receptor agonists were better  
222 than lifestyle modification alone, respectively. Additionally, GLP-1 receptor agonists also showed a  
223 strong effect on the change of BMI SDS from baseline. However, in terms of gastrointestinal adverse  
224 effects (such as nausea events, vomiting events, diarrhea events), high-quality evidence demonstrated  
225 that GLP-1 receptor agonists occurred significantly more frequently than lifestyle interventions.  
226 Concerning the change in BMI z-score from baseline, metformin and orlistat resulted in greater  
227 reductions than lifestyle modification alone (high-quality evidence). Furthermore, high-quality  
228 evidence indicated that metformin had a higher incidence of nausea events compared to lifestyle  
229 intervention and orlistat, while orlistat was associated with a higher incidence of diarrhea events  
230 (high-quality evidence) and a higher likelihood of discontinuation due to any adverse events  
231 (moderate-quality evidence) compared to lifestyle intervention. No significant differences were  
232 observed between all drugs and lifestyle intervention concerning severe adverse events.

### 233 **Categorization of interventions**

234 The estimated values of the lifestyle intervention in a single arm trial were used as MID (minimal

235 important differences) for weight loss, which was -4 kg, and the MID for BMI change, which was -1.4  
236 kg/m<sup>2</sup> [25]. The MID for the percentage of participants achieving BMI reduction of at least 5% was set  
237 as approximately double the percentage of the lifestyle modification alone group (see Appendix 3.4).  
238 The primary benefit outcomes were assessed according to the MID to determine clinical importance.  
239 Additionally, we classified the harm outcomes of interventions into three categories: among the worst,  
240 intermediate and among the best. These categorizations were based on the comparisons with lifestyle  
241 modification alone and other drugs. Figure 4 illustrates the categorization of interventions.

242 For the outcomes of changes in BMI and weight from baseline, phentermine-topiramate was  
243 evaluated as the most effective drug (high-quality evidence), with the upper limit of the 95% CI for its  
244 estimated effect size was smaller than the MID. Considering the point estimate of orlistat is lower than  
245 the MID and its 95% CI intersects with the MID, it was categorized as might be better than lifestyle  
246 modification alone (low-quality evidence). GLP-1 receptor agonists proved to be intermediate-possibly  
247 better in terms of BMI change (high-quality evidence). But in terms of weight change, GLP-1 receptor  
248 agonists proved to be intermediate-possibly worse as the 95% CI intersected with the MID and the  
249 point estimate was greater than the MID (high-quality evidence).

250 We calculated the absolute effects for dichotomous outcomes (see Figure 4 and Appendix 6.3).  
251 Lifestyle modification alone resulted in 141 achieving a BMI reduction of at least 5% per 1000  
252 person-years. Phentermine-topiramate had 557 more events per 1000 person-years with high-quality  
253 evidence, followed by GLP-1 receptor agonists with 303 more events (moderate-quality evidence).  
254 They were respectively evaluated as among the best and intermediate-possibly better.

255 Regarding discontinuation due to adverse events, except for orlistat (had 557 more events per  
256 1000 person-years than lifestyle modification alone), there were no significant differences observed

257 between the other drugs and lifestyle modification alone. For total gastrointestinal adverse events, both  
258 GLP-1 receptor agonists and orlistat were evaluated as more harmful than lifestyle modification alone  
259 and some other drugs.

#### 260 **Assessment of heterogeneity, transitivity, inconsistency and publication bias**

261 Heterogeneity, transitivity, and inconsistency of the network meta-analysis were evaluated. The  
262 heterogeneity assessment results are described in Appendix 6.5. For transitivity, there was no  
263 significant differences in the distribution of the possible effect modifiers across intervention  
264 comparisons were observed in all networks (Appendix 6.6). The node-splitting method indicated that  
265 there was no inconsistency between indirect and direct estimates in the outcome of BMI change from  
266 baseline (Appendix 6.7). The funnel plots appeared quite symmetrical, suggesting the absence of  
267 publication bias for all the outcomes (Appendix 6.8).

#### 268 **Meta-regression and sensitivity analyses**

269 Meta-regression analysis revealed a significant correlation between age and change in BMI from  
270 baseline (coefficient: 0.4455, 95%CI: 0.1201 to 0.7708, p-value: 0.0073). The weight loss was  
271 proportional to the duration of the intervention (coefficient: 0.3456, 95%CI: 0.0938 to 0.5975, p-value:  
272 0.0071). In meta-regression models, participants' age, BMI and weight at baseline, gender, and length  
273 of drug therapy were not associated with the percentage of participants achieving BMI reduction of at  
274 least 5%. Appendix 9 details other outcomes. Sensitivity analyses showed that the trend of MD and OR  
275 values were consistent with the primary results, confirming the robustness of our findings (Appendix  
276 10).

#### 277 **Discussion**

278 Based on 42 trials and 3883 participants, a frequentist network meta-analysis was performed to

279 evaluate the efficacy and safety for eight drugs targeting overweight or obese children and adolescents.  
280 Compared to lifestyle modification alone, GLP-1 receptor agonists, metformin, orlistat, and  
281 phentermine-topiramate all showed significant benefits in terms of BMI reduction and bodyweight loss  
282 (high-to low-quality evidence). Phentermine-topiramate was proved to be the optimal treatment  
283 strategy for weight management in overweight or obese children and adolescents to manage body  
284 weight, with the greatest impact on BMI reduction, weight loss, and the proportion of participants who  
285 achieved a reduction in BMI  $\geq$  5%. Moreover, it was not more harmful than lifestyle modification  
286 alone in terms of gastrointestinal adverse effects.

287 However, our study found some heterogeneity. For the terms of BMI change and weight change  
288 from baseline, heterogeneity was observed when comparing lifestyle modification alone with  
289 metformin and orlistat. Several factors may contribute to the heterogeneity. Ozkan B 2004[26],  
290 assessed as having a high risk of bias due to issues with the randomization process, was included in the  
291 orlistat trials to analysis the outcomes of change in BMI and weight, which may be a source of  
292 heterogeneity. The inclusion of non-blinded studies in the network meta-analysis may lead to an  
293 increase in heterogeneity of the results. Similarly, some trials were assessed with some concerns  
294 regarding the randomization process, deviations from the intended intervention and missing outcome  
295 data, which were included in the metformin trials. The small sample sizes may also lead to a lower  
296 power to detect differences in the outcomes. Additionally, meta-regression indicated an association  
297 between age and BMI changes, as well as between study duration and weight changes, suggesting that  
298 the heterogeneity is likely a result of differences in study duration and age of participant. In the  
299 percentage of participants who achieved a BMI reduction of at least 5%, there was also heterogeneity  
300 when comparing GLP-1 receptor agonists to lifestyle modification alone. The heterogeneity may be

301 attributed to Diene G 2022[27], because of its relatively small sample size and some concerns  
302 regarding randomization process. Despite the presence of these heterogeneities, transitivity assessment  
303 yielded favorable results in this network meta-analysis. To ensure the reliability of our findings, we  
304 downgraded the quality of evidence for comparisons with heterogeneity and risk of bias during the  
305 GRADE rating. Additionally, sensitivity analyses conducted by excluding trials from different  
306 perspectives also confirmed the robustness of the results.

307 Phentermine-topiramate received its pediatric first approval on 20 July, 2022 by the FDA (Food  
308 and Drug Administration), as an adjunct to a dietary habit modification and increased physical activity,  
309 for chronic weight management in pediatric obese patients aged  $\geq 12$  years[28, 29]. This indication  
310 was supported by a 56-week, double-blind, placebo-controlled trial[30], which was included in our  
311 study. Of note, this medication is not approved for use by the EMA (The European Medicines Agency).  
312 Phentermine as a noradrenaline reuptake inhibition can reduce appetite and induce a feeling of  
313 satiety[31]. Topiramate reduces caloric intake by enhancing the activity of GABA ( $\gamma$ -aminobutyric acid)  
314 neurotransmitter and inhibiting carbonic anhydrase[32]. The complementary mechanisms of both  
315 medications allow for reducing the dosage of each drug while achieving weight loss, thereby enhancing  
316 safety and tolerability[33, 34]. We are the first to include phentermine-topiramate in a network  
317 meta-analysis of pediatric drug therapy. Compared to various intervention measures,  
318 phentermine-topiramate exhibited satisfactory results in terms of reducing BMI and promoting weight  
319 loss. It is widely acknowledged that lifestyle intervention is the primary weight management strategy  
320 for overweight or obese children and adolescents. Importantly, high-quality evidence suggested that  
321 compared to lifestyle intervention alone, phentermine-topiramate was associated with an additional 557  
322 events per 1000 person-years in terms of the proportion of participants achieving a BMI reduction of  $\geq$

323 5% in our analysis. A previous study in adult populations had also suggested a significant beneficial  
324 effect on weight loss[35]. The difference was that phentermine-topiramate had a higher incidence of  
325 gastrointestinal adverse effects and discontinuation due to any adverse event than lifestyle modification  
326 alone in adult populations, which was not observed in children and adolescent patients.

327 GLP-1 receptor agonists, which stimulate postprandial insulin secretion and inhibit glucagon  
328 secretion in a glucose-dependent manner, were originally used to treat T2DM (type 2 diabetes mellitus)  
329 [36]. Additionally, this anti-diabetic drug was shown to benefit weight loss in subsequent  
330 studies[37-40]. Its mechanism involves targeting receptors in the hypothalamus to suppress appetite,  
331 controlling body weight through both a direct effect of reducing food intake and an indirect effect of  
332 slowing gastric emptying[41]. Currently, two GLP-1 receptor agonists, liraglutide and semaglutide,  
333 have been approved by the FDA and EMA for weight management in adolescents[42-45]. Review  
334 previous studies on weight loss in children and adolescents, Ryan PM 2021 identified an effect size of  
335 -1.24 (MD, [95% CI, -1.71 to -0.77] kg/m<sup>2</sup>, 5 trials) on BMI reduction and -1.50 (MD, [95% CI, -2.50  
336 to 0.50] kg, 7 trials) on weight loss for GLP-1 receptor agonists compared with placebo[46], In Chadda  
337 KR 2021, GLP-1 agonist therapy resulted in a reduction in body weight of -2.74 (MD, [95% CI, -3.77  
338 to -1.70] kg, 6 trials) and a decrease in BMI of -1.25 (MD, [95% CI, -1.70 to -0.80] kg/m<sup>2</sup>, 4 trials) [47].  
339 The observed smaller effects in both of these reviews compared to our findings may be attributed to the  
340 differences in the number of included studies. In addition to the favorable changes in BMI and weight,  
341 we found that 303 more participants per 1000 person-years experienced a 5% decrease in BMI  
342 compared to lifestyle modification alone. This result is slightly inferior to phentermine-topiramate. Of  
343 note, it is associated with a higher incidence of gastrointestinal adverse effects.

344 Orlistat is currently the only weight-loss drug approved by the FDA for the long-term treatment

345 of obesity in individuals 12 years or older[48]. By inhibiting gastrointestinal lipase, it reduces the  
346 absorption of approximately 30% of dietary fats. However, its frequent gastrointestinal side effects,  
347 such as urgency of bowel movements, increased frequency of bowel movements, and oily stools, limit  
348 treatment compliance[49, 50]. Our study also provided evidence of a higher incidence of  
349 gastrointestinal adverse events and poorer tolerance. For BMI reduction, a systematic review of  
350 treatment for pediatric obesity estimated an effect size of -0.7 (MD, [95% CI, -1.2 to -0.3] kg/m<sup>2</sup>)  
351 compared to placebo[51]. Similar findings were reported in three additional studies, with the observed  
352 reduction in BMI of -0.83 (MD, [95% CI, -1.19 to -0.47] kg/m<sup>2</sup>, 2 trials)[52], -0.79 (MD, [95% CI,  
353 -1.08 to -0.51] kg/m<sup>2</sup>, 2 trials and 1 ongoing study)[53], and -0.76 (MD, [95% CI, -1.07 to -0.44] kg/m<sup>2</sup>,  
354 2 trials)[54], respectively. In our study, we included the additional orlistat trials and performed a  
355 comprehensive pooling of four studies (3 trials and 1 ongoing study), which yielded a point estimate of  
356 -1.66 (MD, [95% CI, -3.23 to -0.09] kg/m<sup>2</sup>). Consistent with our findings, a meta-analysis  
357 encompassing 3 orlistat trials also demonstrated the estimate of -1.67 (MD, [95% CI, -3.52 to -0.18]  
358 kg/m<sup>2</sup>)[55], thereby reinforcing the validity and reliability of our results.

359 Metformin, a biguanide medication, is also an FDA-approved drug for T2DM in children aged 10  
360 years and older, but not approved for weight loss. Its potential appetite-suppressing and  
361 weight-reducing effects make it popular among obese children and adolescents[56, 57]. Mead E 2016  
362 conducted a review that pooled 8 trials studying the effect of metformin on BMI reduction and reported  
363 the MD value of -1.35 [95% CI, -2 to -0.69] kg/m<sup>2</sup>[53]. Our network meta-analysis yielded comparable  
364 results, with the MD of -1.10 ([95% CI, -1.79 to -0.41] kg/m<sup>2</sup>, 18 trials). As a treatment for T2DM, the  
365 BMI-reducing effect of metformin is relatively mild; however, it is safer. A study conducted in a  
366 real-world clinical setting supports this result, showing that metformin as a weight loss aid in youth



367 with obesity provides modest benefits and generally well tolerated[58].

368         As far as we know, this network meta-analysis represents the most comprehensive evidence  
369 base to date on pharmacological treatment in overweight or obese children and adolescents, and the  
370 findings are not limited by unpublished trials. We employed comprehensive statistical methods to  
371 analyze each outcome, including heterogeneity, inconsistency, and transitivity. The multi-faceted  
372 sensitivity analyses and GRADE assessments further validated the reliability of our results. In addition,  
373 we calculated the absolute effects, and classified interventions according to minimal important  
374 differences.

375         We acknowledge several limitations of this review. Firstly, the number of included studies was  
376 limited, and the available data were insufficient to evaluate the effects of each individual drug within  
377 the GLP-1 receptor agonist class. Due to the same reasons, a dose-response analysis was not conducted.  
378 Secondly, the focus of our analysis was exclusively on gastrointestinal-related adverse events, as there  
379 were insufficient studies to support including adverse reactions from other organ systems as outcome  
380 measures. Thirdly, due to fewer studies included in our analysis reported the extent of long-term weight  
381 maintenance after discontinuing drug treatment, it was not possible to analyze the possibility of weight  
382 gain after discontinuation.

## 383 **Conclusions**

384         In conclusion, this network meta-analysis summarized and compared the pharmacological  
385 treatments for overweight or obese children and adolescents, providing information for clinical  
386 decision-making. The evidence suggests that phentermine-topiramate as an adjunct medication to  
387 lifestyle interventions is closely related to weight management and has fewer adverse effects, although  
388 this needs larger studies in a range of young clinical populations to verify the effectiveness and

389 long-term maintenance of weight loss.

## 390 **Declaration**

### 391 **Availability of data and materials**

392 The data can be obtained by contacting the corresponding author.

### 393 **Competing interests**

394 All authors declare that they have no competing interests.

### 395 **Funding**

396 This study is sponsored by Natural Science Foundation of Xinjiang Uygur Autonomous Region  
397 (Grant Number 2022D01B194).

### 398 **Authors' contributors**

399 LL and TH contributed equally. SZ, LL, TH and JZ conceived and designed the study. LL, TH  
400 and HW screened articles, LL, TH and CZ extracted the data. YQ, ZY, CW assessed ROB. LL, TH,  
401 HW, TX, NS contributed to the statistical analysis. SZ obtained funding for this study, and supervised  
402 the work. LL, TH and SZ rated the certainty of evidence. LL, TH, YQ and ZY drafted the manuscript.  
403 TH, LL, TX, NS and SZ contributed to the revision and discussed the final edition. All authors read and  
404 approved the final manuscript.

### 405 **Authors' information**

406 <sup>1</sup>Department of pharmacy, Karamay Central Hospital, Karamay, China

407 <sup>2</sup>Department of pharmacy, Karamay Hospital of Xinjiang Uygur Autonomous Region People's Hospital,  
408 Karamay, China

409 <sup>3</sup>Department of Nephropathy and Rheumatology, Karamay Central Hospital, Karamay, China

410 <sup>4</sup>Xinjiang Clinical Research Center for precision medicine of digestive system tumor, Karamay, China

411 <sup>5</sup> Xinjiang Key Laboratory of Clinical Genetic Testing and Biomedical Information, Karamay, China

412 <sup>6</sup> Department of Pharmacy, West China Hospital, Sichuan University, Chengdu, China

413 # These authors contributed equally to this work

414 \* Corresponding author: Department of pharmacy, Karamay Central Hospital, Karamay, 834000,

415 China.

416 E-mail address: [zsz90877@163.com](mailto:zsz90877@163.com) (S Zhang)

417

418

419

420

421

422

423

424

425

426 **Figure Legends**

427 **Fig. 1** PRISMA flow diagram of the study selection process.

428

429 **Fig. 2** Network meta-analysis plots

430 (A) Change in BMI from baseline, (B) Change in weight from baseline, (C) Percentage of participants  
431 achieving BMI reduction of at least 5%. Each circle represents an intervention, and the size of the  
432 circle is proportional to the number of participants in that intervention. The line indicates that there is a  
433 direct comparison between two interventions. The thickness of the line is proportional to the number of  
434 trials.

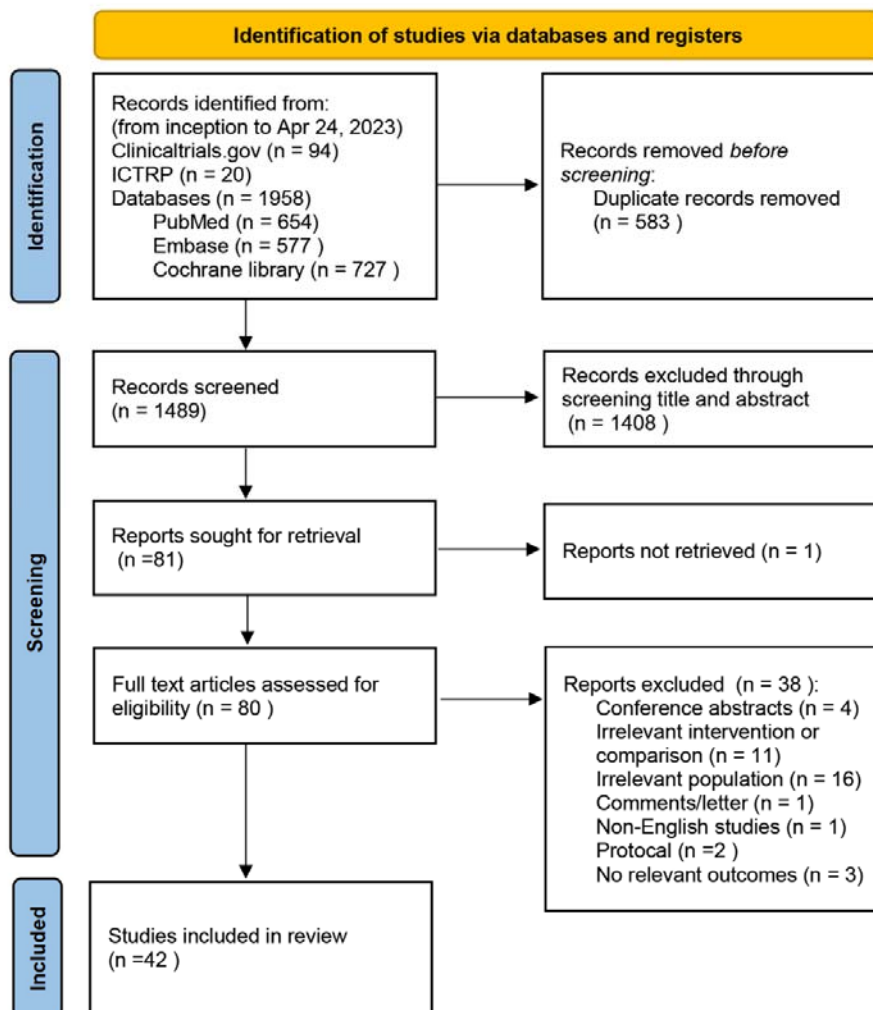
435

436 **Fig. 3** The league table for results of network meta-analysis(A) Change in BMI from baseline (mean  
437 differences, 95% CI), (B) Change in weight from baseline (mean differences, 95% CI), (C) Percentage  
438 of participants achieving BMI reduction of at least 5% (odd ratios, 95% CI). The league tables showed  
439 the relative effects for each primary outcome, with colors representing different levels of evidence  
440 (high, moderate, low and very low). Bold text indicates statistical significance. White numbers in the  
441 dark blue boxes are P-score. The league table is arranged from left to right in descending order of  
442 P-score.

443

444 **Fig. 4** Relative effects and absolute effects of interventions on benefit and harm outcomes. According  
445 to MID and effect estimate values, we classified the effectiveness of interventions into four categories:  
446 among the best, intermediate-possibly better, intermediate-possibly worse, and among the worst. For  
447 the outcome of discontinuation due to adverse events and total gastrointestinal events, we set three  
448 categories of effect class: among the worst, intermediate, among the best, based on comparisons with  
449 other drugs and lifestyle interventions.

450

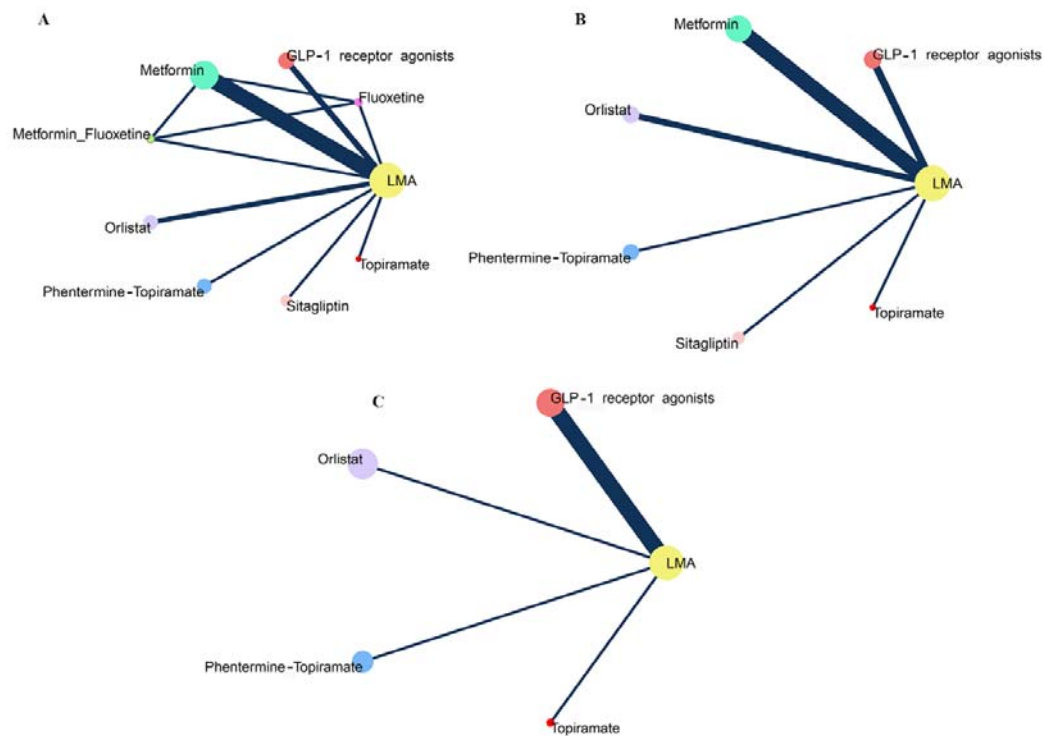


451

452

**Fig. 1** PRISMA flow diagram of the study selection process.

453



454

455 **Fig. 2** Network meta-analysis plots. (A) Change in BMI from baseline, (B) Change in weight from

456 baseline, (C) Percentage of participants achieving BMI reduction of at least 5%)

457

458

459

460

461

462

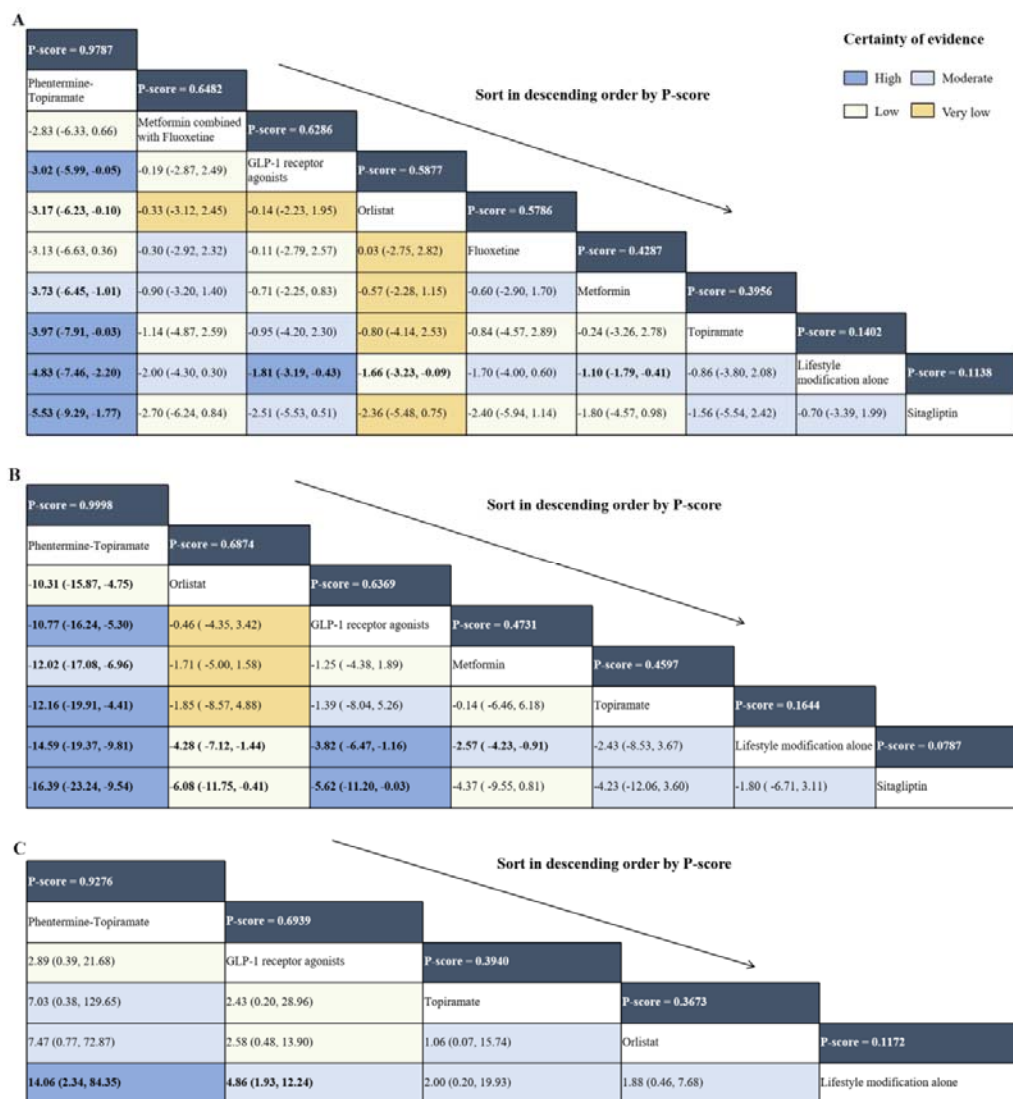
463

464

465

466

467



468

469

470

471

472

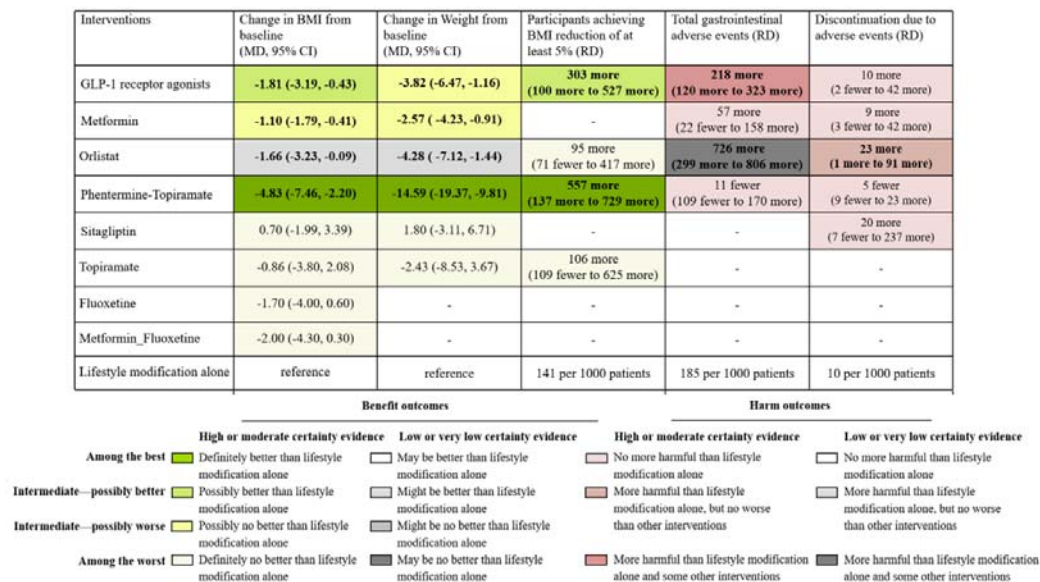
473

474

475

476

**Fig. 3** Relative effect sizes of pharmacotherapy and GRADE Rating. **(A)** Change in BMI from baseline (mean differences, 95% CI), **(B)** Change in weight from baseline (mean differences, 95% CI), **(C)** Percentage of participants achieving BMI reduction of at least 5% (odd ratios, 95% CI).



477

478

**Fig. 4** Relative effects and absolute effects of interventions on benefit and harm outcomes.

479

480

481

482

483

484

485

486

487

488

489

490

491



## 492 **References**

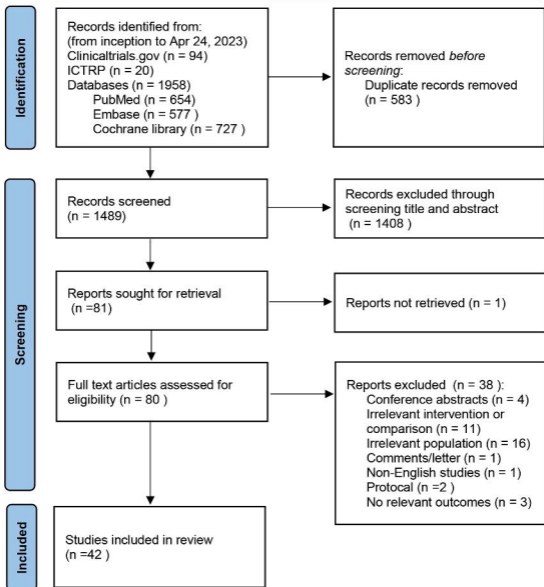
- 493 1. The Lancet Public H: Childhood obesity beyond COVID-19. *Lancet Public Health*. 2021;  
494 6(8):e534.
- 495 2. Di Cesare M, Sorić M, Bovet P, Miranda JJ, Bhutta Z, Stevens GA, Laxmaiah A, Kengne AP,  
496 Bentham J: The epidemiological burden of obesity in childhood: a worldwide epidemic  
497 requiring urgent action. *BMC Med*. 2019; 17(1):212.
- 498 3. World Obesity Federation. World Obesity Atlas 2023.  
499 [<https://data.worldobesity.org/publications/?cat=19>]
- 500 4. Peinado Fabregat MI, Saynina O, Sanders LM: Obesity and Overweight Among Children  
501 With Medical Complexity. *Pediatrics*. 2023; 151(1).
- 502 5. Kumar S, Kelly AS: Review of Childhood Obesity: From Epidemiology, Etiology, and  
503 Comorbidities to Clinical Assessment and Treatment. *Mayo Clin Proc*. 2017; 92(2):251-265.
- 504 6. Lanigan J, Sauven N: Treatment of childhood obesity: a multidisciplinary approach. *Clinics in*  
505 *Integrated Care*. 2020; 3:100026.
- 506 7. Rao W-W, Zong Q-Q, Zhang J-W, An F-R, Jackson T, Ungvari GS, Xiang Y, Su Y-Y, D'Arcy  
507 C, Xiang Y-T: Obesity increases the risk of depression in children and adolescents: Results  
508 from a systematic review and meta-analysis. *J of Affective Disorders*. 2020; 267:78-85.
- 509 8. Halfon N, Larson K, Slusser W: Associations Between Obesity and Comorbid Mental Health,  
510 Developmental, and Physical Health Conditions in a Nationally Representative Sample of US  
511 Children Aged 10 to 17. *Acad Pediatr*. 2013; 13(1):6-13.
- 512 9. Calcaterra V, Rossi V, Mari A, Casini F, Bergamaschi F, Zuccotti GV, Fabiano V: Medical  
513 treatment of weight loss in children and adolescents with obesity. *Pharmacol Res*. 2022;  
514 185:106471.
- 515 10. Ebbeling CB, Pawlak DB, Ludwig DS: Childhood obesity: public-health crisis, common sense  
516 cure. *The Lancet*. 2002; 360(9331):473-482.
- 517 11. Sothorn MS: EXERCISE AS A MODALITY IN THE TREATMENT OF CHILDHOOD  
518 OBESITY. *Pediatr Clin N Am*. 2001; 48(4):995-1015.
- 519 12. Varkevisser RDM, van Stralen MM, Kroeze W, Ket JCF, Steenhuis IHM: Determinants of  
520 weight loss maintenance: a systematic review. *Obes Rev*. 2019; 20(2):171-211.
- 521 13. Steinbeck KS, Lister NB, Gow ML, Baur LA: Treatment of adolescent obesity. *Nat Rev*  
522 *Endocrinol*. 2018; 14(6):331-344.
- 523 14. Güngör NK: Overweight and obesity in children and adolescents. *J Clin Res Pediatr*  
524 *Endocrinol*. 2014; 6(3):129-143.
- 525 15. Hutton B, Salanti G, Caldwell DM, Chaimani A, Schmid CH, Cameron C, Ioannidis JP, Straus  
526 S, Thorlund K, Jansen JP et al: The PRISMA extension statement for reporting of systematic  
527 reviews incorporating network meta-analyses of health care interventions: checklist and  
528 explanations. *Ann Intern Med*. 2015; 162(11):777-784.
- 529 16. Page MJ, McKenzie JE, Bossuyt PM, Boutron I, Hoffmann TC, Mulrow CD, Shamseer L,  
530 Tetzlaff JM, Akl EA, Brennan SE et al: The PRISMA 2020 statement: an updated guideline  
531 for reporting systematic reviews. *Bmj*. 2021; 372:n71.
- 532 17. Sterne JAC, Savović J, Page MJ, Elbers RG, Blencowe NS, Boutron I, Cates CJ, Cheng HY,  
533 Corbett MS, Eldridge SM et al: RoB 2: a revised tool for assessing risk of bias in randomised  
534 trials. *Bmj*. 2019; 366:l4898.

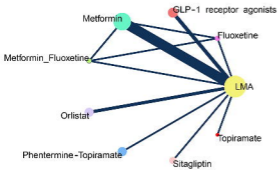
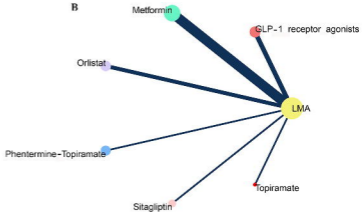
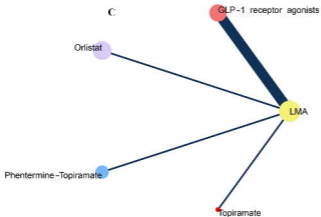
- 535 18. Shim SR, Kim SJ, Lee J, Rücker G: Network meta-analysis: application and practice using R  
536 software. *Epidemiol Health*. 2019; 41:e2019013.
- 537 19. Jiang N, Rao F, Xiao J, Yang J, Wang W, Li Z, Huang R, Liu Z, Guo T: Evaluation of different  
538 surgical dressings in reducing postoperative surgical site infection of a closed wound: A  
539 network meta-analysis. *Int J Surg*. 2020; 82:24-29.
- 540 20. Higgins JP, Jackson D, Barrett JK, Lu G, Ades AE, White IR: Consistency and inconsistency  
541 in network meta-analysis: concepts and models for multi-arm studies. *Res Synth Methods*.  
542 2012; 3(2):98-110.
- 543 21. Rücker G, Schwarzer G: Ranking treatments in frequentist network meta-analysis works  
544 without resampling methods. *BMC Med Res Methodol*. 2015; 15:58.
- 545 22. Puhan MA, Schünemann HJ, Murad MH, Li T, Brignardello-Petersen R, Singh JA, Kessels  
546 AG, Guyatt GH: A GRADE Working Group approach for rating the quality of treatment effect  
547 estimates from network meta-analysis. *Bmj*. 2014; 349:g5630.
- 548 23. Brignardello-Petersen R, Bonner A, Alexander PE, Siemieniuk RA, Furukawa TA, Rochweg  
549 B, Hazlewood GS, Alhazzani W, Mustafa RA, Murad MH et al: Advances in the GRADE  
550 approach to rate the certainty in estimates from a network meta-analysis. *J Clin Epidemiol*.  
551 2018; 93:36-44.
- 552 24. Zeng L, Brignardello-Petersen R, Hultcrantz M, Siemieniuk RAC, Santesso N, Traversy G,  
553 Izcovich A, Sadeghirad B, Alexander PE, Devji T et al: GRADE guidelines 32: GRADE offers  
554 guidance on choosing targets of GRADE certainty of evidence ratings. *J Clin Epidemiol*. 2021;  
555 137:163-175.
- 556 25. Chen AK, Roberts CK, Barnard RJ: Effect of a short-term diet and exercise intervention on  
557 metabolic syndrome in overweight children. *Metabolism*. 2006; 55(7):871-878.
- 558 26. Ozkan B, Bereket A, Turan S, Keskin S: Addition of orlistat to conventional treatment in  
559 adolescents with severe obesity. *Eur J Pediatr*. 2004; 163(12):738-741.
- 560 27. Diene G, Angulo M, Hale PM, Jepsen CH, Hofman PL, Hokken-Koelega A, Ramesh C, Turan  
561 S, Tauber M: Liraglutide for Weight Management in Children and Adolescents With  
562 Prader-Willi Syndrome and Obesity. *J Clin Endocrinol Metab*. 2022; 108(1):4-12.
- 563 28. Dhillon S: Phentermine/Topiramate: Pediatric First Approval. *Paediatr Drugs*. 2022;  
564 24(6):715-720.
- 565 29. FDA Approves Treatment for Chronic Weight Management in Pediatric Patients Aged 12  
566 Years and Older  
567 [[https://www.fda.gov/drugs/news-events-human-drugs/fda-approves-treatment-chronic-weight](https://www.fda.gov/drugs/news-events-human-drugs/fda-approves-treatment-chronic-weight-management-pediatric-patients-aged-12-years-and-older)  
568 [-management-pediatric-patients-aged-12-years-and-older](https://www.fda.gov/drugs/news-events-human-drugs/fda-approves-treatment-chronic-weight-management-pediatric-patients-aged-12-years-and-older)]
- 569 30. Kelly AS, Bensignor MO, Hsia DS, Shoemaker AH, Shih W, Peterson C, Varghese ST:  
570 Phentermine/Topiramate for the Treatment of Adolescent Obesity. *NEJM Evid*. 2022; 1(6).
- 571 31. Heal DJ, Gosden J, Smith SL: What is the prognosis for new centrally-acting anti-obesity  
572 drugs? *Neuropharmacology*. 2012; 63(1):132-146.
- 573 32. Astrup A, Toubro S: Topiramate: a new potential pharmacological treatment for obesity. *Obes*  
574 *Res*. 2004; 12 Suppl:167s-173s.
- 575 33. Gadde KM, Allison DB, Ryan DH, Peterson CA, Troupin B, Schwiers ML, Day WW: Effects  
576 of low-dose, controlled-release, phentermine plus topiramate combination on weight and  
577 associated comorbidities in overweight and obese adults (CONQUER): a randomised,  
578 placebo-controlled, phase 3 trial. *Lancet*. 2011; 377(9774):1341-1352.

- 579 34. Garvey WT, Ryan DH, Look M, Gadde KM, Allison DB, Peterson CA, Schwiens M, Day WW,  
580 Bowden CH: Two-year sustained weight loss and metabolic benefits with controlled-release  
581 phentermine/topiramate in obese and overweight adults (SEQUEL): a randomized,  
582 placebo-controlled, phase 3 extension study. *Am J Clin Nutr.* 2012; 95(2):297-308.
- 583 35. Shi Q, Wang Y, Hao Q, Vandvik PO, Guyatt G, Li J, Chen Z, Xu S, Shen Y, Ge L et al:  
584 Pharmacotherapy for adults with overweight and obesity: a systematic review and network  
585 meta-analysis of randomised controlled trials. *Lancet.* 2022; 399(10321):259-269.
- 586 36. Fruci B, Giuliano S, Mazza A, Malaguarnera R, Belfiore A: Nonalcoholic Fatty liver: a  
587 possible new target for type 2 diabetes prevention and treatment. *Int J Mol Sci.* 2013;  
588 14(11):22933-22966.
- 589 37. Drucker DJ: GLP-1 physiology informs the pharmacotherapy of obesity. *Mol Metab.* 2022;  
590 57:101351.
- 591 38. Basolo A, Burkholder J, Osgood K, Graham A, Bundrick S, Frankl J, Piaggi P, Thearle MS,  
592 Krakoff J: Exenatide has a pronounced effect on energy intake but not energy expenditure in  
593 non-diabetic subjects with obesity: A randomized, double-blind, placebo-controlled trial.  
594 *Metabolism.* 2018; 85:116-125.
- 595 39. Wadden TA, Walsh OA, Berkowitz RI, Chao AM, Alamuddin N, Gruber K, Leonard S,  
596 Mugler K, Bakizada Z, Tronieri JS: Intensive Behavioral Therapy for Obesity Combined with  
597 Liraglutide 3.0 mg: A Randomized Controlled Trial. *Obesity (Silver Spring).* 2019;  
598 27(1):75-86.
- 599 40. Wadden TA, Hollander P, Klein S, Niswender K, Woo V, Hale PM, Aronne L: Weight  
600 maintenance and additional weight loss with liraglutide after low-calorie-diet-induced weight  
601 loss: the SCALE Maintenance randomized study. *Int J Obes (Lond).* 2013; 37(11):1443-1451.
- 602 41. Vergès B, Bonnard C, Renard E: Beyond glucose lowering: glucagon-like peptide-1 receptor  
603 agonists, body weight and the cardiovascular system. *Diabetes Metab.* 2011; 37(6):477-488.
- 604 42. Food and Drug Administration. FDA Approves Weight Management Drug for Patients  
605 Aged 12 and Older  
606 [<https://www.fda.gov/drugs/news-events-human-drugs/fda-approves-weight-management-drug-patients-aged-12-and-older>]  
607
- 608 43. MedwireNews. EMA Approves Liraglutide for Teenagers with Obesity  
609 [<https://diabetes.medicinematters.com/en-GB/liraglutide--obesity-/adolescents/ema-approves-liraglutide-for-teenagers-with-obesity/19028106>]  
610
- 611 44. MedwireNews. FDA Approves High-dose Semaglutide for Adolescents with Obesity  
612 [<https://diabetes.medicinematters.com/en-GB/semaglutide/obesity/us-fda-children-obesity/23902216> ]  
613
- 614 45. European Medicines Agency. Union Register of Medicinal Products for Human Use  
615 [<https://ec.europa.eu/health/documents/community-register/html/h1608.htm>]  
616
- 616 46. Ryan PM, Seltzer S, Hayward NE, Rodriguez DA, Sless RT, Hawkes CP: Safety and Efficacy  
617 of Glucagon-Like Peptide-1 Receptor Agonists in Children and Adolescents with Obesity:  
618 A Meta-Analysis. *J Pediatr.* 2021; 236:137-147.e113.
- 619 47. Chadda KR, Cheng TS, Ong KK: GLP-1 agonists for obesity and type 2 diabetes in children:  
620 Systematic review and meta-analysis. *Obes Rev.* 2021; 22(6):e13177.
- 621 48. Sherafat-Kazemzadeh R, Yanovski SZ, Yanovski JA: Pharmacotherapy for childhood obesity:  
622 present and future prospects. *Int J Obesity.* 2013; 37(1):1-15.

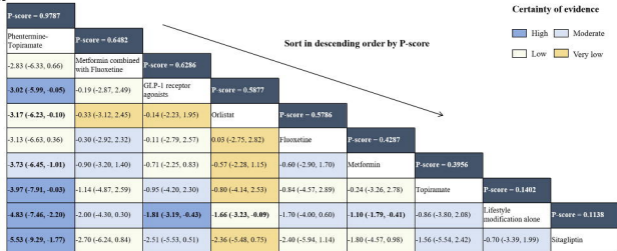
- 623 49. Chanoine JP, Hampl S, Jensen C, Boldrin M, Hauptman J: Effect of orlistat on weight and  
624 body composition in obese adolescents: a randomized controlled trial. *Jama*. 2005;  
625 293(23):2873-2883.
- 626 50. Davidson MH, Hauptman J, DiGirolamo M, Foreyt JP, Halsted CH, Heber D, Heimbarger DC,  
627 Lucas CP, Robbins DC, Chung J et al: Weight control and risk factor reduction in obese  
628 subjects treated for 2 years with orlistat: a randomized controlled trial. *Jama*. 1999;  
629 281(3):235-242.
- 630 51. McGovern L, Johnson JN, Paulo R, Hettinger A, Singhal V, Kamath C, Erwin PJ, Montori  
631 VM: Clinical review: treatment of pediatric obesity: a systematic review and meta-analysis of  
632 randomized trials. *J Clin Endocrinol Metab*. 2008; 93(12):4600-4605.
- 633 52. Viner RM, Hsia Y, Tomsic T, Wong IC: Efficacy and safety of anti-obesity drugs in children  
634 and adolescents: systematic review and meta-analysis. *Obes Rev*. 2010; 11(8):593-602.
- 635 53. Mead E, Atkinson G, Richter B, Metzendorf MI, Baur L, Finer N, Corpeleijn E, O'Malley C,  
636 Eells LJ: Drug interventions for the treatment of obesity in children and adolescents. *Cochrane*  
637 *Database Syst Rev*. 2016; 11(11):Cd012436.
- 638 54. Oude Luttikhuis H, Baur L, Jansen H, Shrewsbury VA, O'Malley C, Stolk RP, Summerbell CD:  
639 Interventions for treating obesity in children. *Cochrane Database Syst Rev*. 2009;  
640 (1):Cd001872.
- 641 55. Czernichow S, Lee CM, Barzi F, Greenfield JR, Baur LA, Chalmers J, Woodward M, Huxley  
642 RR: Efficacy of weight loss drugs on obesity and cardiovascular risk factors in obese  
643 adolescents: a meta-analysis of randomized controlled trials. *Obes Rev*. 2010; 11(2):150-158.
- 644 56. Day EA, Ford RJ, Smith BK, Mohammadi-Shemirani P, Morrow MR, Gutgesell RM, Lu R,  
645 Raphenya AR, Kabiri M, McArthur AG et al: Metformin-induced increases in GDF15 are  
646 important for suppressing appetite and promoting weight loss. *Nat Metab*. 2019;  
647 1(12):1202-1208.
- 648 57. Malin SK, Kashyap SR: Effects of metformin on weight loss: potential mechanisms. *Curr*  
649 *Opin Endocrinol Diabetes Obes*. 2014; 21(5):323-329.
- 650 58. Kyler KE, Kadakia RB, Palac HL, Kwon S, Ariza AJ, Binns HJ: Use of Metformin for Weight  
651 Management in Children and Adolescents With Obesity in the Clinical Setting. *Clin Pediatr*  
652 (Phila). 2018; 57(14):1677-1685.
- 653
- 654

## Identification of studies via databases and registers




**A****B****C**


A



B



C



Interventions	Change in BMI from baseline (MD, 95% CI)	Change in Weight from baseline (MD, 95% CI)	Participants achieving BMI reduction of at least 5% (RD)	Total gastrointestinal adverse events (RD)	Discontinuation due to adverse events (RD)
GLP-1 receptor agonists	-1.81 (-3.19, -0.43)	-3.82 (-6.47, -1.16)	303 more (100 more to 527 more)	218 more (120 more to 323 more)	10 more (2 fewer to 42 more)
Metformin	-1.10 (-1.79, -0.41)	-2.57 (-4.23, -0.91)	-	57 more (22 fewer to 158 more)	9 more (3 fewer to 42 more)
Orlistat	-1.66 (-3.23, -0.09)	-4.28 (-7.12, -1.44)	95 more (71 fewer to 417 more)	726 more (299 more to 806 more)	23 more (1 more to 91 more)
Phentermine-Topiramate	-4.83 (-7.46, -2.20)	-14.59 (-19.37, -9.81)	557 more (137 more to 729 more)	11 fewer (109 fewer to 170 more)	5 fewer (9 fewer to 23 more)
Sitagliptin	0.70 (-1.99, 3.39)	1.80 (-3.11, 6.71)	-	-	20 more (7 fewer to 237 more)
Topiramate	-0.86 (-3.80, 2.08)	-2.43 (-8.53, 3.67)	106 more (109 fewer to 625 more)	-	-
Fluoxetine	-1.70 (-4.00, 0.60)	-	-	-	-
Metformin_Fluoxetine	-2.00 (-4.30, 0.30)	-	-	-	-
Lifestyle modification alone	reference	reference	141 per 1000 patients	185 per 1000 patients	10 per 1000 patients

**Benefit outcomes**

**Harm outcomes**

**High or moderate certainty evidence**

**Low or very low certainty evidence**

**High or moderate certainty evidence**

**Low or very low certainty evidence**

**Among the best**

Definitely better than lifestyle modification alone

May be better than lifestyle modification alone

No more harmful than lifestyle modification alone

No more harmful than lifestyle modification alone

**Intermediate—possibly better**

Possibly better than lifestyle modification alone

Might be better than lifestyle modification alone

More harmful than lifestyle modification alone, but no worse than other interventions

More harmful than lifestyle modification alone, but no worse than other interventions

**Intermediate—possibly worse**

Possibly no better than lifestyle modification alone

Might be no better than lifestyle modification alone

More harmful than lifestyle modification alone and some other interventions

More harmful than lifestyle modification alone and some other interventions

**Among the worst**

Definitely no better than lifestyle modification alone

May be no better than lifestyle modification alone