

1 **Title**

2 **The MidPIC study: Midwives' knowledge, perspectives and learning needs regarding**  
3 **preconception and interconception care**

4 **Short title**

5 Midwives' knowledge and perspectives regarding preconception and interconception care

6

7 Zoe Bradfield <sup>1, 2\*</sup>, Emily Leefhelm <sup>1, 3</sup>, Sze-Ee Soh <sup>4, 5</sup>, Kirsten I Black <sup>3, 6</sup>, Jaqueline A Boyle  
8 <sup>7</sup>, Lesley Kuliukas <sup>1</sup>, Cheryce Harrison <sup>8</sup>, Caroline SE Homer <sup>9</sup>, Rachel M Smith <sup>9</sup>, Helen  
9 Skouteris <sup>5, 10</sup>

10 <sup>1</sup> School of Nursing, Curtin University, Perth, Western Australia, Australia

11 <sup>2</sup> Women and Newborn Health Service, Subiaco, Perth, Western Australia, Australia

12 <sup>3</sup> Royal Prince Alfred Hospital, Camperdown, Sydney, New South Wales, Australia

13 <sup>4</sup> School of Primary and Allied Health Care, Monash University, Melbourne, Victoria Australia

14 <sup>5</sup> School of Public Health and Preventive Medicine, Monash University, Melbourne, Victoria  
15 Australia

16 <sup>6</sup> Central Clinical School, Faculty of Medicine and Health, University of Sydney, Sydney, New  
17 South Wales, Australia

18 <sup>7</sup> Eastern Health Clinical School, Monash University, Clayton, Melbourne, Victoria, Australia

19 <sup>8</sup> Monash Centre for Health Research and Implementation, Monash University, Melbourne,  
20 Victoria, Australia

21 <sup>9</sup> Burnet Institute, Melbourne, Victoria, Australia

22 <sup>10</sup> Warwick Business School, Warwick University, Coventry, United Kingdom

23 **NOTE: This preprint reports new research that has not been certified by peer review and should not be used to guide clinical practice.**  
\* Corresponding author

24 E-mail: [zoe.bradfield@curtin.edu.au](mailto:zoe.bradfield@curtin.edu.au)

25 **Author Twitter handles**

26 Zoe Bradfield @ZoeBradfield

27 Emily Leefhelm @emilyleefhelm

28 Helen Skouteris @HSkouteris

29 Caroline Homer @CarolineHomer

30 Jacqueline Boyle @jacanab

31 Cheryce Harrison @CheryceHarrison

32 Lesley Kuliukas @lkuliukas

33 Rachel Smith @rachel\_archie

34 Sze-Ee Soh @Soh-sze

35 **Abstract**

36 *Background:* Preconception and interconception care improves the health outcomes of  
37 women and communities.

38 *Problem:* Little is known about how prepared and willing Australian midwives are to provide  
39 preconception and interconception care.

40 *Aim:* The aim of this study was to explore midwives' knowledge, perspectives and learning  
41 needs, and barriers and enablers to delivering preconception and interconception care.

42 *Methods:* We conducted a cross-sectional exploratory study of midwives working in any  
43 Australian maternity setting. An online survey was administered that included items measuring  
44 midwives' self-rated knowledge; education needs and preferences; attitudes and perceptions  
45 towards the pre and interconception care; and views on future service and workforce planning.

46 Quantitative data were analysed descriptively, and demographic characteristics (e.g., years of  
47 experience, model of care) associated with knowledge and attitudes regarding pre- and inter-  
48 conception care were examined using univariate logistic regression analysis. Qualitative data  
49 were captured through open-ended questions and analysed using inductive content analysis.

50 *Findings:* We collected responses from ( $n=338$ ) out of 355 midwives who were eligible for this  
51 study working across all Australian models of care (completion rate 96%). Most participants  
52 ( $n=290$ ; 85%) rated their overall knowledge about pre and interconception health for women  
53 as excellent, above average or average. The only variable associated with overall knowledge  
54 was years of experience, with participants more than 11 years of experience more likely to  
55 report above average to excellent knowledge (OR 3.11; 95% CI 1.09, 8.85). The majority  
56 ( $n=257$ ; 76%) were interested in providing pre and interconception care more regularly within  
57 their role. Low prioritisation in service planning/budgeting was the most frequently selected  
58 barrier to providing preconception and interconception care.

59 *Implications:* Findings revealed that midwives are prepared and willing to provide  
60 preconception and interconception care. Pre and post registration professional development;  
61 service and funding reform; and policy development are critical to enable Australian midwives'  
62 provision of pre and interconception care.

## 63 **Introduction**

64 Preconception care (PCC) and interconception care (ICC) refers to biomedical, social,  
65 and behavioural interventions and health counselling that occurs before or between  
66 pregnancies (1). PCC and ICC (PICC) improves health outcomes of women, newborns,  
67 children and their communities by promoting, maintaining and enhancing the health of women  
68 before a first, or subsequent pregnancy (2). All women have a right to healthcare that  
69 optimises their health, including preconception care as this enhances social capital (3) and  
70 strengthens agency against gender-based violence and economic inequality (4).

71 PICC is a critical mechanism to optimise the health of women during the reproductive  
72 life stage. There is a plethora of evidence supporting the association between healthy  
73 preconception states and reduced risk of adverse pregnancy outcomes, for example, physical  
74 activity before pregnancy is associated with a lower risk of preeclampsia (5), and  
75 'Mediterranean-style' diets in the three years before pregnancy has been shown to reduce the  
76 risk of gestational diabetes (6). The preconception and interconception periods are also a  
77 critical time to address reproductive health conditions with long-term non-reproductive  
78 complications, for example, polycystic ovary syndrome in women of reproductive age has  
79 been shown to present a 1.3-fold risk of cardiovascular disease in later life (7). Additionally,  
80 women with a history of gestational diabetes have a significantly increased risk of developing  
81 type 2 diabetes post-pregnancy (8), First Nations Australian women and women who  
82 experience social disadvantage are 1.3 and 1.6 times respectively, more likely to develop  
83 gestational diabetes than other groups, which presents a higher risk of developing type 2  
84 diabetes within 2.5 years of giving birth (9, 10).

85 Increasing evidence also supports the importance of preconception health on the  
86 health of future infants and children (11). Globally, the First 1000 days (12, 13) and First 2000  
87 days (14-16) Frameworks reaffirm the lifelong impact that preconception and interconception  
88 health states have on infant and childhood development emphasising the need to prioritise  
89 accessible PICC for all individuals of reproductive age. The 2021 State of the World's  
90 Midwifery Report revealed that midwives are capable of providing 90% of the world's sexual  
91 and reproductive health (SRH) needs (17). While SRH across the reproductive life course is  
92 within the scope of midwifery practice (18, 19), midwives in Australia largely practice in settings  
93 related to pregnancy, birth and the six week postnatal period. Supporting midwives to fulfil  
94 their scope in the provision of PICC outside of the pregnancy to 12 weeks postpartum period  
95 presents an opportunity to improve the health states of women, babies, and communities (17).

96 Recently, Australian research has focused on the potential of primary health care  
97 nurses to provide PCC in primary health settings (20), with lack of time and knowledge cited

98 as the key barriers to fulfilling this role (21). Research on midwives' role in PICC has been  
99 limited. An older study conducted in 2006 in the Netherlands explored Dutch midwives'  
100 perspectives on PCC and found that the traditional organisation of antenatal care restricted  
101 midwives' access to women before pregnancy (22). Recent research conducted in Australia  
102 with midwives working in a tertiary setting revealed that whilst the midwives were keen and  
103 able to provide SRH care, they identified a strong desire for further education including in  
104 PICC (23). While midwives have been included in Australian efforts to improve the knowledge  
105 of nurses and midwives to promote preconception health (24), the voice of midwives in PICC  
106 evidence, service provision and policy is limited, submissions noting this gap have formed part  
107 of recent midwifery advocacy work in Australia (25).

108 The aim of this research was to explore midwives' knowledge, perspectives, learning  
109 needs and their perceived barriers and enablers to delivering PICC. Generating this new  
110 knowledge is a pivotal step towards enabling scope-fulfilment for midwives to provide  
111 equitable, woman-centred preconception care to women across Australia, with learnings  
112 potentially generalisable internationally.

## 113 **Methods**

114 Cross-sectional designs have recognised utility for collecting and measuring data at  
115 discrete points in time and provide important access to benchmarking data for new fields of  
116 discovery (26). Given the aforementioned paucity of evidence, a cross-sectional design was  
117 considered an ideal approach to address the study aim of exploring midwives' knowledge,  
118 perspectives and learning needs regarding PICC, and in identifying enablers and barriers to  
119 the provision of PICC. Human Research Ethical approval was granted through Curtin  
120 University (HRE2022-0565). All participants provided informed consent prior to completing the  
121 survey.

## 122 **Study setting and context**

123           There are 26,350 midwives employed in Australia (27). Of these, 23,642 operate in  
124 clinical roles and 2,708 are employed in non-clinical settings such as teaching, administration  
125 and research; 72.7% work in metropolitan areas (27). Most midwives are employed by public  
126 hospitals and provide care in a variety of models such as standard care (randomly allocated  
127 midwife provides care to a different woman at each visit); and continuity care (midwife partners  
128 with a woman and is her lead maternity carer throughout the childbearing experience) As an  
129 autonomous, independent profession, graduates of midwifery courses come from a range of  
130 life and professional backgrounds and are able to work to full scope on registration. An  
131 additional endorsement to prescribe medications and order diagnostic tests is available, post  
132 initial registration, for midwives who undertake further formal studies. These midwives are  
133 known as ‘endorsed midwives’ and often work in private practice or in primary care settings  
134 such as community clinics. Midwives also work in private obstetric-led services; in these  
135 models, midwives have irregular antenatal and postnatal contact with the women who have  
136 contracted with a private obstetrician. There are 1,028 endorsed midwives in Australia, this  
137 figure has doubled in the last two years and is expected to continue this trajectory of growth  
138 in the coming two years (28). It is common for individuals to practice a variety of professions  
139 prior to becoming a midwife, some will continue professional practice in a range of areas in  
140 tandem with midwifery practice. The rich tapestry and breadth of experience within the  
141 Australian midwifery workforce is relevant to the setting and context of this study.

## 142 **Survey design**

143           Owing to the novel nature of this research, there were no existing validated tools to  
144 collect information regarding midwives’ knowledge, perspectives and learning needs in  
145 relation to pre and interconception care. The survey tool was developed by the research team  
146 who have content and research expertise. Discipline backgrounds of the researchers include  
147 including midwifery, obstetrics, women’s health, nursing, psychology, and public health.  
148 Several authors (ZB, KB, JB, HS) are also members of the recently formed International Core

149 Indicators for Preconception Health and Equity (iCIPHE) Alliance comprising of  
150 representatives from more than 45 institutions and 20 countries globally (29).

151 The survey was designed in five parts, including: i) demographic data; ii) Likert  
152 questions regarding midwives' self-rated knowledge; iii) midwives' education needs and  
153 preferences; iv) Likert responses regarding midwives' attitudes and perceptions towards the  
154 provision of PICC; and iv) questions regarding barriers and enablers of PICC service delivery  
155 (Supplementary File 1). Finally, there was opportunity to leave free text comments for a range  
156 of questions throughout the survey enabling the provision of descriptive responses. Despite  
157 international publications and guidelines (30) regarding PCC at the time of survey  
158 development, there was a lack of globally agreed core indicators and high-quality guidelines  
159 regarding PICC to support survey development. As such, national priorities outlined in a recent  
160 Delphi Study were used to support five key domains of PICC namely: optimising health  
161 behaviours; addressing pre-existing health conditions; achieving a healthy weight; optimising  
162 reproductive health; and optimising mental health (31). These domains align with  
163 contemporary international consensus (32, 33).

#### 164 **Recruitment, sampling and data collection**

165 Recruitment for this online survey was via Australian professional midwifery  
166 association newsletters, social media sites, QR codes at national midwifery conferences and  
167 through professional association member emails from 12<sup>th</sup> October 2022 to 30<sup>th</sup> December  
168 2022. As an exploratory study, sampling was not driven by statistical calculation nor theoretical  
169 saturation; rather by the purposive convenience sampling strategy adopted.

170 Data were collected via an anonymous online survey hosted on Qualtrics (November  
171 2022) a secure, encrypted, online survey platform. All surveys were completed via an  
172 anonymous generic link available on recruitment flyers.

## 173 **Data analysis**

174 Survey data were analysed descriptively using Stata/IC 16.0 (StataCorp College  
175 Station, Texas, USA). Demographic characteristics (e.g., professional qualification, years of  
176 experience, model of care) associated with knowledge and attitudes regarding pre- and inter-  
177 conception care were examined using univariate logistic regression analysis. Model findings  
178 were reported as odds ratio (OR) with 95% confidence intervals (CIs), and  $p \leq 0.05$  was  
179 considered statistically significant. Listwise deletion method was used to adjust for missing  
180 data.

181 Open-ended survey responses were coded generating categories using an inductive  
182 content analysis (ICA) approach; this is a useful approach when there are limited data  
183 available of the phenomenon under study as was the case here (34). The methodology  
184 supports the presentation of meaningful descriptions and abstractions of the raw data situated  
185 in individuals' context; and follows three main steps of data reduction, grouping and the  
186 formation of concepts. Initially, open codes formed subcategories which were further grouped  
187 into categories and main categories (35). Verbatim quotes are presented to support the  
188 presentation of categories and main categories and are italicised in text with the participant  
189 number to evidence the range of responses.

## 190 **Quantitative results**

### 191 **Survey responses**

192 There was a total of 355 valid responses where participants proceeded to the survey  
193 questions, with 11 participants (3%) exiting the survey prematurely without providing any  
194 responses to the demographic section of the survey. A further six participants (2%) did not  
195 provide any responses to the content questions in the survey (i.e., questions relating to  
196 knowledge, education, attitudes and service planning). There were no significant differences  
197 in qualification type ( $X^2 = 1.03$ ;  $p = 0.960$ ), years of experience ( $X^2 = 3.26$ ;  $p = 0.353$ ) and region  
198 of practice ( $X^2 = 2.56$ ;  $p = 0.464$ ) between those who responded to the content questions and



199 those who did not. As such, only participants who provided data to both the demographic (part  
200 i) and content sections (parts ii-v) of the survey were included in this set of analysis (n=338).

## 201 Participant characteristics

202           Around half (55%) of midwife participants held a registration as a registered nurse and  
203 19% indicated registration as endorsed midwives (Table 1). The majority (96%) were female,  
204 born in Australia (72%) and completed their midwifery education in Australia (83%). Around  
205 one quarter (24%) held a graduate diploma as their highest degree and 23% had completed  
206 either a masters or PhD program. There were relatively even proportions of participants with  
207 <5 years (27%), 6-10 years (23%), 11-20 years (20%) and over 21 years' (28%) of experience  
208 as a midwife. Over half (57%) worked in metropolitan areas, 28% in regional areas and 14%  
209 in rural or remote areas. Just under half (44%) worked in standard public non-continuity  
210 models, 15% in public hospital-based continuity models and 8% indicated they worked as a  
211 privately practicing midwife.

212 **Table 1. Participant demographics.**

	<b>All participants n = 338</b>
Professional qualification*	
Midwife	338 (100)
Registered nurse	186 (55)
Endorsed midwife	65 (19)
IBCLC Lactation Consultant	24 (7)
Maternal Child Health/Child Health qualification	20 (6)
Other professional qualifications	31 (9)
Gender identity	
Female	325 (96)
Male	5 (1)
Non-binary	3 (<1)
Prefer not to say	2 (<1)
Australian-born	
Yes	245 (72)
No	72 (21)
Language other than English	
Yes	23 (7)
No	305 (90)

	<b>All participants n = 338</b>
Completed midwifery education in Australia	
Yes	280 (83)
No	42 (12)
Highest qualification level	
Diploma/hospital-based training	22 (7)
Bachelor's degree	122 (36)
Graduate certificate	35 (10)
Graduate diploma	81 (24)
Masters	65 (19)
PhD/Doctoral	12 (4)
Year of experience as midwife	
<5 years	91 (27)
6-10 years	79 (23)
11-20 years	69 (20)
>21 years	95 (28)
Australian jurisdiction for work	
NSW	62 (18)
VIC	66 (20)
QLD	56 (17)
SA	16 (5)
WA	110 (33)
TAS	4 (1)
NT	6 (2)
ACT	15 (4)
Region of work	
Metropolitan	193 (57)
Regional	93 (28)
Rural	36 (11)
Remote	11 (3)
Model of care	
Standard public system, non-continuity model	149 (44)
Standard private system, non-continuity model	19 (6)
Public, hospital-based continuity model	50 (15)
Public, community-based continuity model	18 (5)
Private clinic/system, community-based continuity model	13 (4)
Privately practicing midwife	27 (8)
Education	14 (4)
Research/policy/management	17 (5)
Other (e.g., sexual health service, medical retrieval and Aboriginal Health Service)	28 (8)

213 All data reported as n(%) unless stated otherwise.

214 Not all cells sum to 100% owing to missing data.

215 \*Percentages add up to more than 100% where participants could select more than one  
216 option.

### 217 **Self-rated knowledge about pre and interconception health**

218 Most participants (85%) rated their overall knowledge about pre and interconception  
219 health for women as excellent, above average or average (Fig 1). This differed to overall  
220 knowledge about pre and interconception health for men/partners, where a higher proportion  
221 of participants (40%) reported their overall knowledge as below average, poor or none.

222 Knowledge on pre-existing health conditions had the lowest average proportion that  
223 reported good to expert working knowledge in this area, and unsurprisingly, managing pre-  
224 existing health conditions was selected by the highest proportion of participants (69%) as a  
225 desired topic for further education. A similar proportion (66%) also indicated a preference for  
226 education on optimising reproductive health (Fig 1). This was unsurprising given that less than  
227 half (44%) of the sample reported good to expert knowledge on abortion screening, discussion  
228 and assessment (Fig 2).

### 229 **Fig 1. Midwives' self-reported knowledge of pre and interconception care topics and** 230 **preferred topics for further education.**

231 While overall reported topic knowledge was high, responses within each subcategory  
232 did reveal variable knowledge levels (Fig 2). Around half (52%) of participants reported no or  
233 limited working knowledge on screening for haemoglobin disorders, and despite 70%  
234 indicating good to excellent knowledge on healthy weight maintenance, 44% reported no or  
235 minimal working knowledge on disordered eating/eating disorders.

### 236 **Figure 2. Participants' self-reported knowledge of PICC topic area subcategories** 237 **(n=338).**

### 238 **Education needs and preferences**

239 The top three preferred education formats were online e-learning courses (72%), face-  
240 to-face training within workplaces (46%) and online webinars (45%) (Fig 3).

241 **Fig 3. Midwives' preferred formats for PICC education.**

242 \*Percentages add up to more than 100% as participants could select more than one option

243 **Attitudes and perceptions towards the provision of PICC**

244 Overall, participants indicated similar attitudes towards the included statements on  
245 PICC (Fig 4). The majority agreed or strongly agreed that pre and interconception care should  
246 be provided for all people of reproductive age (87%), that PICC is within the midwifery scope  
247 of practice (87%) and that they often encounter health states that could be managed before  
248 pregnancy (88%).

249 **Fig 4. Midwives' attitudes surrounding PICC.**

250 **Barriers and enablers of PICC service delivery**

251 A lack of prioritisation in service planning/budgeting was most frequently selected as  
252 barrier to providing PICC, indicated by 62% of participants (Fig 5). This was followed by time  
253 and staffing constraints (40%) and lack of prioritisation by healthcare professionals (40%).  
254 Other barriers to establishing midwives' role in PICC included lack of midwife presence in  
255 settings which would enable greater opportunity and provision of pre- or inter-conception  
256 care. Addressing this barrier would help address another identified barrier of midwives often  
257 only seeing women once they were pregnant.

258 **Fig 5. Midwives' self-reported barriers to establishing midwives' role in the provision**  
259 **of PICC.**

260 \*Percentages add up to more than 100% as participants could select more than one option

261 When asked about service planning to enable PICC provision, 76% of midwives  
262 indicated that they 'would' and 15% reported they 'may' be interested in providing PICC more  
263 regularly as part of their current roles. When asked about the setting of work, 63% indicated

264 they ‘would’ and 12% said they ‘may’ be interested in working in a community setting in order  
265 to provide PICC.

266 **Factors associated with overall knowledge about pre or interconception health**

267 The only variable associated with overall knowledge about pre or interconception  
268 health for women was years of experience (Table 2). Participants with more than 11 years of  
269 experience were more likely to report above average to excellent knowledge (OR 3.11; 95%  
270 CI 1.09, 8.85). For knowledge about pre and interconception health for men/partners, this  
271 association was limited to midwives with more than 21 years of experience (OR 2.20; 95% CI  
272 1.18, 4.11).

273 **Table 2. Characteristics of participants associated with overall knowledge of PICC**

	Odds ratio [OR], 95% CI	
	Overall knowledge about PICC for women	Overall knowledge about PICC for men/partners
Professional qualification		
Midwife	1	1
Registered nurse	1.41 (0.74, 2.64)	1.39 (0.89, 2.17)
Professional qualification		
Endorsed midwife	1	1
Endorsed midwife and registered nurse	2.14 (0.36, 12.63)	2.49 (0.87, 7.12)
Years of experience		
<5 years	1	1
6-10 years	1.13 (0.52, 2.45)	1.33 (0.62, 2.08)
11-20 years	<b>3.11 (1.09, 8.85)</b>	1.57 (0.83, 3.00)
>21 years	<b>3.10 (7.23, 7.83)</b>	<b>2.20 (1.18, 4.11)</b>
Highest qualification		
Hospital-based diploma	1	1
Bachelor’s degree	0.70 (0.19, 2.59)	1.00 (0.36, 2.78)
Graduate certificate	1.68 (0.31, 9.20)	1.86 (0.56, 6.13)
Graduate diploma	1.26 (0.31, 5.13)	1.25 (0.44, 3.59)
Masters or PhD	1.56 (0.37, 6.60)	1.40 (0.48, 4.05)
Region of practice		
Metropolitan	1	1
Non-metropolitan	1.31 (0.68, 2.53)	1.19 (0.75, 1.87)
Model of care		
Standard public system	1	1
Standard private system	0.52 (0.17, 1.57)	1.36 (0.51, 3.67)

Continuity of midwifery care	1.33 (0.64, 2.76)	1.00 (0.60, 1.67)
Education and research	2.67 (0.60, 11.96)	1.59 (0.67, 3.78)
Other	4.97 (0.64, 38.39)	1.50 (0.63, 3.60)

274 Bolded values indicate  $p \leq 0.05$

## 275 **Factors associated with attitudes about pre or interconception health**

276 There were minimal associations between participant characteristics and attitudes  
277 towards PICC on univariate analysis (Fig 6), with a few exceptions. Participants who had a  
278 registered nursing qualification had a higher likelihood of agreeing with the statement that they  
279 would encounter a health status that could be managed pre-pregnancy as part of their practice  
280 (OR 3.28; 95% CI 1.24, 8.68). However, this same group were also less likely to agree that  
281 planning to conceive is a personal decision that should only be discussed when initiated by  
282 the woman (OR 0.55; 95% CI 0.35, 0.87). Participants with more than 21 years of experience  
283 were more likely to agree with the statement that midwives are primary providers of pre and  
284 interconception care (OR 3.30; 95% CI 1.38, 7.91). However, they were also less likely to  
285 agree that planning to conceive should be discussed only when initiated by the woman (OR  
286 0.44; 95% CI 0.23, 0.83). Further, participants in non-metropolitan areas had a lower likelihood  
287 of agreeing with the statement that PICC was within the scope of practice for midwives (OR  
288 0.43; 95% CI 0.19, 0.98), and that they encounter health statuses that could be managed pre-  
289 pregnancy (OR 0.34; 95% CI 0.13, 0.87).

## 290 **Fig 6. Characteristics of participants associated with attitudes towards PICC.**

291 Bolded values indicate  $p \leq 0.05$

292 #Excluded from analysis owing to low cell counts

## 293 **Qualitative results**

294 Findings revealed three main categories i) Midwives providing PICC ii) Factors  
295 influencing midwives' provision of PICC; and iii) Addressing learning needs. Corresponding  
296 categories were identified and are expanded on below (Fig 7).

## 297 **Fig 7. Main categories and corresponding categories for midwives' descriptions of** 298 **preconception and interconception care.**

## 299 **1. Midwives providing PICC**

300 Midwives provided a range of responses indicating their existing knowledge regarding  
301 PICC. Responses included how PICC was supported by professional philosophy and scope  
302 of practice, and perceptions regarding the impact of PICC provided by midwives.

### 303 **1.1 Professional philosophy**

304 There was agreement that the professional philosophy of midwifery which grounds the  
305 provision of woman-centred care, in partnership with the woman and according to her  
306 identified priorities, indicates midwives were ideally placed to provide PICC: *“Midwives are  
307 well placed to provide holistic pre/interconception care due to the profession’s underlying  
308 philosophy and emphasis on relational care”* (P232). Care provided in partnership with the  
309 woman had recognised benefits for the provision of PICC: *“Midwifery philosophy pairs  
310 perfectly with sexual health education and promotion and is so important for the provision of  
311 evidence based care that women are encouraged to be autonomous - something that is  
312 integral to midwifery practice”* (P7).

### 313 **1.2 Within professional scope**

314 There was broad consensus on the provision of PICC being squarely within midwives’  
315 professional scope: *“It makes sense to expand possibilities for midwives to provide this  
316 fundamental primary health care. It is well within our scope of practice”* (P334), with another  
317 concurring that *“pre/interconception care is very much part of the midwives’ role”* (P242).  
318 Recognition of midwives’ scope of practice across the life course confirmed the importance of  
319 midwives’ role in PICC: *“Midwives are experts... Women should have the option to access  
320 midwives from school age such as sex ed[ucation], actually all through the reproductive life  
321 cycle of both males and females”* (P38).

### 322 **1.3 Impacts of PICC by midwives**

323 Midwives acknowledged the potential impacts of access to PICC provided by midwives  
324 on broader population health: *“Midwives should be involved in the preconception phase for all  
325 women of childbearing age to reduce the risk of morbidity and mortality for mums and babies”*

326 (P178). The extension of positive perinatal health impacts were described as a key dividends  
327 of providing PICC education: “...*preconception care should be a priority and educating people*  
328 *generally to the importance of this and the positive impact it could have during the pregnancy,*  
329 *birth and afterwards for mother and baby*” (P246).

## 330 **2. Factors that influence midwives’ provision of PICC**

331 Midwives provided descriptions of barriers and enablers for the provision of PICC  
332 within their work.

### 333 **2.1 Workforce demands**

334 Despite the enthusiasm around midwives’ provision of PICC some offered commentary  
335 around the pragmatics of this in the current context: “*While I think this is certainly within the*  
336 *scope of a midwife I can’t see the current available workforce having the numbers/time to*  
337 *include this in their role*” (P12). Current midwifery workforce shortages were identified as a  
338 threat to enabling midwives’ fulfilment of scope through the provision of PICC, with one  
339 participant affirming that “... *we are desperate to have a functioning midwifery workforce that*  
340 *can cover antenatal visits, Birth Centre, postnatal or nurseries. This needs to be addressed*  
341 *before we embark on any other work*” (P254).

### 342 **2.2 Systemic challenges**

343 Midwives were cognisant that even though provision of PICC is within professional  
344 scope, the regulatory function of individual health services can be a barrier to midwives  
345 fulfilling their professional scope: “*The Australian public maternity care system places many*  
346 *limitations on the midwifery scope of practice which makes it difficult to provide this type of*  
347 *care*” (P232).

348 The current structuring of maternity services limited midwives’ ability to engage with  
349 women before or in between pregnancies: “*The truth is, seeing the women for the first time at*  
350 *14-16 weeks [gestation] leaves a massive gap for the women to [get] help during the first*  
351 *trimester and before [pregnancy]. It seems it’s left up to luck if a woman has a good [general*



352 practitioner] *that can help assist her before we take over care*" (P333). To combat this,  
353 midwives reported a commitment to providing care during ad hoc opportunities, one  
354 respondent stating: *"Where I can I am providing pre/interconception care. There is not a lot*  
355 *of opportunity to provide this care prior to pregnancy"* (P305).

### 356 **2.3 Funding models**

357 Midwives emphasised the need for universal access with no out of pocket costs in  
358 order to achieve equitable access to PICC: *"It needs to be recognised by Medicare that it is*  
359 *within the scope of practice of a midwife to provide pre-conception care; therefore rebate-able*  
360 *(sic) otherwise it becomes only available to the wealthy and inaccessible to those in high need,*  
361 *it should be a normal part of planning a pregnancy and would greatly increase women*  
362 *accessing midwifery led care throughout their pregnancy and early parenting journey"* (P187).  
363 This was confirmed by a participant who relayed the challenges unique to rural areas: *"[in]*  
364 *rural South Australia [women have to] go to a GP which is costly and has severe time*  
365 *restraints"* (P345). Additional commentary around broader funding arrangements was  
366 provided, indicating that bundled funding allocated to the woman for her discretion to allocate  
367 would support a reorientation of care driven by individuals' identified needs: *"Women are*  
368 *getting bad care because it is system based. Women should be allocated funding to access*  
369 *the care they choose"* (P86).

### 370 **2.4 Continuity and blended models improve PICC**

371 Midwives working in continuity models reported the function of 'extended' postnatal  
372 care in the context of the trusting professional relationship, to ensure the woman is set up for  
373 interconception health: *"Interconception care gets provided more in continuity models in the*  
374 *postnatal period prior to discharge. Core staff don't follow women up for that long, so it falls to*  
375 *the GP to look after"* (P270).

376 Similarly, midwives working in blended or hybrid professional roles indicated the utility  
377 of brief intervention education highlighting the important role that these multi-qualified  
378 professionals can fulfil: *"My best opportunities for pre/inter conception care was when working*

379 *in a dual role as a midwife and child health ... I was often talking to mums and dads about*  
380 *planning for future babies but as a midwife I only got to see people once they were already*  
381 *pregnant. Maternal child health space is a good place for women and midwives to connect*  
382 *between pregnancies” (P6).*

## 383 **2.5 PICC is for everyone**

384 The role of midwives to provide PICC for all who need it was confirmed repeatedly:  
385 *“We need a big national drive to push the importance of accessing preconception*  
386 *health/education for BOTH woman and partner” (P63).* Another midwife described the  
387 opportunity costs to society when midwives were prevented from helping all the people in their  
388 care: *“I think it is such a shame in public care we cannot deliver care towards women’s*  
389 *partners. I had a situation recently where I had woman positive for chlamydia who I treated*  
390 *and the partner in front of me who I could not treat due to health service policy. This man was*  
391 *unlikely to be treated in the future due to stigma so the opportunity was likely lost, likely leading*  
392 *to reinfection for the woman. It is a shame we do not use these opportunities to deliver family*  
393 *centred primary care” (P30).*

## 394 **3. Addressing learning needs**

395 There was acknowledgement from participants that further education is required both  
396 at pre- and post-registration levels, with suggestions of strategies to address learning needs.

### 397 **3.1 Improving pre-registration curricula**

398 There was agreement from participants that PICC should be explicitly included in pre-  
399 registration curricula, reporting that *“pre/interconception care needs to be more broadly*  
400 *covered in university coursework to prepare/arm newly qualified midwives with*  
401 *information/knowledge that has great potential to improve health outcomes for women and*  
402 *their babies” (P3).* Midwives acknowledged that amendments to education standards can take  
403 time but encouraged strategic approaches to embedding PICC in future version changes: *“A*  
404 *wide range of knowledge is required that should be updated and best evidence based. That*  
405 *would require planning and forward thinking” (P27).*

### 406 **3.2 Supporting professional development**

407 Midwives indicated both specific areas that they would like education in, such as  
408 *“infertility management”* (P132); through to identifying a need for improved PICC knowledge  
409 more broadly: *“Preconception health care is so incredibly important ... it would be amazing for*  
410 *midwives to have more knowledge about [PCC] (P183).* Those who had previously undertaken  
411 further/formal training indicated the utility of this in their current practice: *“I’ve valued that*  
412 *knowledge immensely and it has enhanced my skills and abilities as a midwife tremendously*  
413 *to provide family centred evidence based care in a variety of settings: community through*  
414 *antenatal classes, pregnancy resource centres, mothers’ groups, hospital care, antenatal*  
415 *clinics, global low-resource settings”* (P37).

### 416 **Discussion**

417 This is the first study of its kind to specifically explore Australian midwives’ knowledge,  
418 attitudes and perceptions of providing PICC. Professional commentary recognising the  
419 important benefits of PICC by midwives dates back to the 1990’s (36). Global research has  
420 been undertaken, surveying a range of multidisciplinary health professionals’ perspectives and  
421 ability to provide PICC. Findings have consistently reported that midwives are ideally situated  
422 to provide PICC (37-39). Despite these international recommendations, it is noteworthy that  
423 this is the first study in Australia to explicitly ask midwives themselves about their  
424 preparedness and willingness to provide PICC.

425 Midwives who participated in our study provided self-scored ratings, showing most held  
426 average to excellent levels of knowledge regarding women’s health across the five domains  
427 of PICC; and those with over 11 years’ experience were three times more likely to rate in this  
428 way. This is an expected finding given the internationally established recognition of midwives  
429 being ideally placed to provide PICC due to their existing professional knowledge base, and  
430 expertise in primary reproductive care (17, 38). Given the broad strengths in PICC knowledge  
431 related to women, specific education on topics such as haemoglobin disorders, eating  
432 disorders, supplementation in pregnancy, vaccination and abortion care pathways is more

433 likely to meet the identified professional development needs. There was agreement from  
434 midwives that pre-registration education on SRH was inconsistent and should be addressed.  
435 The midwifery education standards in Australia recognise the need for graduates to work to  
436 the international definition of the midwife, however, the provision of SRH features exclusively  
437 under the domain of postnatal care (40) which limits education about care to the  
438 interconception period only. Future versions of education standards should consider ways to  
439 further strengthen entry to registration midwifery standards for SRH including preconception  
440 care.

441         When considering these ratings for providing care to women's partners/ men, findings  
442 revealed most indicated below average levels of knowledge. These results provide a clear  
443 path for areas to direct future education for midwives providing PICC. There is emerging focus  
444 on the importance of pre and interconception health for male reproductive partners as it relates  
445 to intergenerational outcomes (41, 42), and beyond these biological effects, the pre and  
446 interconception health states of all partners has lasting effects on their own health, mental  
447 health in parenthood and support provided to women within a parenting relationship (43). The  
448 organisation of PICC for men and partners requires planning, policy development and co-  
449 design (43). As conception and pregnancy is a time of opportunistic contact with healthcare  
450 for women and their partners, enhancing the knowledge and skills of midwives to provide brief  
451 interventions in this space is critical. This is reflected in both our quantitative and qualitative  
452 findings, where broadly, limited knowledge of PICC for partners and the inability to provide  
453 opportunistic healthcare to partners was raised as an area for future focus by participants.

454         To address knowledge gaps, midwives indicated their preference for a variety of  
455 education formats. The strong preference for online learning is unsurprising given many  
456 clinicians already receive professional education in this way (44, 45). Online webinars have  
457 become an increasingly common mode for professional development in recent years and  
458 would be supportive of the topic-based education indicated earlier. The preference for face-  
459 to-face learning from within workplaces versus from an external provider is an interesting

460 finding and provides insight into the value and perhaps convenience and familiarity of situated,  
461 workplace learning. These findings are similar to those in a Western Australian study in which  
462 midwives emphasised their desire for face-to-face learning to facilitate not just knowledge  
463 attainment but provide practical examples on how to effectively and sensitively deliver SRH  
464 health education (23). Online webinars have become an increasingly common mode for  
465 professional development in recent years and would be supportive of the topic-based  
466 education indicated earlier. Micro-credentialed workshops and to a lesser extent,  
467 postgraduate certificate level courses were of interest to midwives and provide insight for  
468 tertiary educators or registered training organisations who might be seeking to provide these  
469 services.

470 Another important finding was the consistent assertion by midwives in our study that  
471 PICC must be accessible and equitably provided to all. Participants viewed PICC as not just  
472 an individual intervention, but as having valuable benefits to society as a whole. The  
473 spontaneous offering of these comments by midwives in our study exemplifies the value and  
474 potential of midwives' voices in conversations around PICC as a critical public health strategy  
475 (46). While the positioning of midwifery care in a public health framework and the importance  
476 of midwives' public health role has been globally asserted (17) and explored in research  
477 conducted in the United Kingdom (47, 48), further research is required to explore how  
478 midwives in Australia understand their contribution to public health. The broad interest in  
479 community-based opportunities expressed by midwives in our study also presents an  
480 opportunity for the development of innovative services where midwives can meaningfully fulfil  
481 professional scope and enact their public health role in PICC.

482 Harnessing and addressing the identified factors that influence midwives' provision of  
483 PICC is essential to improving women's access to the recognised expertise and full scope of  
484 midwifery care across the reproductive life course. Removing systemic barriers to ensure all  
485 health professionals are able to fulfil scope and provide universal access to high quality care  
486 is a recognised workforce retention strategy (49), is a key focus of national midwifery advocacy

487 (50, 51); and is an identified priority from recent Commonwealth Government Reports (52,  
488 53). Midwives in this study identified the need for reform in Australian healthcare funding  
489 models to ensure all women, of all backgrounds, have universal access to PICC. The need for  
490 reform was also reported in a recent national senate enquiry focused on improving women's  
491 access to reproductive health care; recommending that midwives should have increased  
492 access to Medicare (commonwealth primary health) funding beyond the current model that  
493 limits care during pregnancy only (25). At jurisdictional levels, state governments should  
494 expand community- based, universal access to full-scope, pre and interconception care by  
495 midwives for all individuals. Such innovations would reduce health inequities and improve  
496 maternal and neonatal health outcomes [57].

497 The strengths of this study lie in the national inter-sectoral approach inviting  
498 participation from midwives working in all models and settings across the country which has  
499 provided important benchmarking data. Convenience sampling techniques are often  
500 employed in cross-sectional studies and have recognised limitations including the possibility  
501 of obtaining responses from individuals with distinctive views of the phenomenon under study.  
502 We cannot discount the fact that this may have occurred here however, the range of responses  
503 to each variable from midwives working in a variety of settings demonstrates heterogeneity.  
504 This survey was completed in English language only, however all midwives in Australia have  
505 a professional benchmark for reading and writing English which would not offer an obvious  
506 barrier to participation. We also had responses from those who speak languages other than  
507 English at home enabling participation from midwives from a variety of cultural and language  
508 backgrounds. The comprehensive demographic data provided enables readers to consider  
509 how findings might be transferrable to their individual settings.

## 510 **Conclusion**

511 This study has presented novel insights regarding the knowledge and perspectives of  
512 midwives surrounding pre and interconception care (PICC). PICC is recognised as a critical  
513 element of sexual and reproductive health and within the midwifery scope of practice. Specific

514 knowledge gaps have been identified and should inform pre and post registration midwifery  
515 curricula. Evidence on barriers to pre and interconception care provision provides direction for  
516 service reform and policy development to enhance access; and resource midwives' provision  
517 of pre and interconception care to all women in Australia.

## 518 **Acknowledgements**

519 We acknowledge all midwives who took the time to participate in this study.

## 520 **References**

- 521 1. Dorney E, Black KI. Preconception care. *Aust J Gen Pract.* 2018;47(7):424-9. doi:  
522 <https://doi.org/10.31128/AJGP-02-18-4485>. PubMed PMID: 2089859698; 30114868.
- 523 2. Dean SV, Lassi ZS, Imam AM, Bhutta ZA. Preconception care: closing the gap in the  
524 continuum of care to accelerate improvements in maternal, newborn and child health.  
525 *Reprod Health.* 2014;11(Suppl 3):S1. doi: 10.1186/1742-4755-11-s3-s1.
- 526 3. Ireland H, Nguyen Toan T, Dawson A. The role of social capital in women's sexual and  
527 reproductive health and rights in humanitarian settings: a systematic review of  
528 qualitative studies. *Confl Health.* 2021;15:1-12. doi: 10.1186/s13031-021-00421-1.  
529 PubMed PMID: 2611359024.
- 530 4. Remme M, Vassall A, Fernando G, Bloom DE. Investing in the health of girls and  
531 women: A best buy for sustainable development. *BMJ* 2020;369:1-5. doi:  
532 [10.1136/bmj.m1175](https://doi.org/10.1136/bmj.m1175).
- 533 5. Daly M, Kipping RR, Tinner LE, Sanders J, White James W. Preconception exposures  
534 and adverse pregnancy, birth and postpartum outcomes: Umbrella review of  
535 systematic reviews. *Paediat Perinat Epidemiol.* 2022;36(2):288-99. doi:  
536 [10.1111/ppe.12855](https://doi.org/10.1111/ppe.12855).
- 537 6. Schoenaker DAJM, Soedamah-Muthu SS, Callaway LK, Mishra GD. Pre-pregnancy  
538 dietary patterns and risk of gestational diabetes mellitus: Results from an Australian  
539 population-based prospective cohort study. *Diabetologia.* 2015;58(12):2726-35. doi:  
540 [10.1007/s00125-015-3742-1](https://doi.org/10.1007/s00125-015-3742-1).



- 541 7. Okoth K, Chandan JS, Marshall T, Thangaratinam S, Thomas GN, Nirantharakumar K,  
542 et al. Association between the reproductive health of young women and cardiovascular  
543 disease in later life: Umbrella review. *BMJ*. 2020;371:m3502. Epub 20201007. doi:  
544 10.1136/bmj.m3502. PubMed PMID: 33028606; PubMed Central PMCID:  
545 PMCPMC7537472.
- 546 8. Dennison RA, Chen ES, Green ME, Legard C, Kotecha D, Farmer G, et al. The  
547 absolute and relative risk of type 2 diabetes after gestational diabetes: A systematic  
548 review and meta-analysis of 129 studies. *Diabetes Res Clin Pract*. 2021;171:1-13. doi:  
549 10.1016/j.diabres.2020.108625.
- 550 9. Wood AJ, Boyle JA, Barr ELM, Barzi F, Hare MJL, Titmuss A, et al. Type 2 diabetes  
551 after a pregnancy with gestational diabetes among first nations women in Australia:  
552 The PANDORA study. *Diabetes Res Clin Pract*. 2021;181:1-10. doi:  
553 10.1016/j.diabres.2021.109092.
- 554 10. Australian Institute of Health and Welfare. Incidence of gestational diabetes in  
555 Australia 2019. Available from: [https://www.aihw.gov.au/getmedia/0a482155-c60f-4ad2-b9ed-7a90f428c40b/Incidence-of-gestational-diabetes-in-](https://www.aihw.gov.au/getmedia/0a482155-c60f-4ad2-b9ed-7a90f428c40b/Incidence-of-gestational-diabetes-in-Australia.pdf.aspx?inline=true)  
556 [Australia.pdf.aspx?inline=true](https://www.aihw.gov.au/getmedia/0a482155-c60f-4ad2-b9ed-7a90f428c40b/Incidence-of-gestational-diabetes-in-Australia.pdf.aspx?inline=true).
- 557
- 558 11. The World Health Organisation. Preconception care to reduce maternal and childhood  
559 mortality and morbidity 2013. Available from:  
560 <https://www.who.int/publications/i/item/9789241505000>.
- 561 12. HM Government. The early years healthy development review report 2021. Available  
562 from:  
563 [https://assets.publishing.service.gov.uk/government/uploads/system/uploads/attachme](https://assets.publishing.service.gov.uk/government/uploads/system/uploads/attachment_data/file/973112/The_best_start_for_life_a_vision_for_the_1_001_critical_days.pdf)  
564 [nt\\_data/file/973112/The\\_best\\_start\\_for\\_life\\_a\\_vision\\_for\\_the\\_1\\_001\\_critical\\_days.pdf](https://assets.publishing.service.gov.uk/government/uploads/system/uploads/attachment_data/file/973112/The_best_start_for_life_a_vision_for_the_1_001_critical_days.pdf).
- 565 13. Unicef. First 1000 days: The critical window to ensure that children survive and thrive  
566 2017. Available from: [https://www.unicef.org/southafrica/media/551/file/ZAF-First-](https://www.unicef.org/southafrica/media/551/file/ZAF-First-1000-days-brief-2017.pdf)  
567 [1000-days-brief-2017.pdf](https://www.unicef.org/southafrica/media/551/file/ZAF-First-1000-days-brief-2017.pdf).



- 568 14. New South Wales Health. The First 2000 Days Framework 2019 [H18/115087]. 1-28].  
569 Available from:  
570 [https://www1.health.nsw.gov.au/pds/ActivePDSDocuments/PD2019\\_008.pdf](https://www1.health.nsw.gov.au/pds/ActivePDSDocuments/PD2019_008.pdf).
- 571 15. New South Wales Health. First 2000 Days Implementation Strategy 2020-2025 2021.  
572 Available from: [https://www.health.nsw.gov.au/kidsfamilies/programs/Publications/first-  
573 2000-days-implementation.pdf](https://www.health.nsw.gov.au/kidsfamilies/programs/Publications/first-2000-days-implementation.pdf).
- 574 16. Victorian Health Promotion Foundation. Supporting a healthy first 2,000 days for all  
575 Victorian children 2022. Available from: [https://www.vichealth.vic.gov.au/-  
576 /media/VLGP/20221003\\_First2000-Summary\\_32pp-  
577 FINAL.pdf?la=en&hash=48BEA958CA3CEFFF243E8727CAA214FAEE5FA178](https://www.vichealth.vic.gov.au/-/media/VLGP/20221003_First2000-Summary_32pp-FINAL.pdf?la=en&hash=48BEA958CA3CEFFF243E8727CAA214FAEE5FA178).
- 578 17. United Nations Population Fund. The state of the world's midwifery 2021. Available  
579 from: <https://www.unfpa.org/sowmy>.
- 580 18. International Confederation of Midwives. International definition of the midwife 2017.  
581 Available from: [https://www.internationalmidwives.org/assets/files/definitions-  
582 files/2018/06/eng-definition\\_of\\_the\\_midwife-2017.pdf](https://www.internationalmidwives.org/assets/files/definitions-files/2018/06/eng-definition_of_the_midwife-2017.pdf).
- 583 19. Nursing and Midwifery Board of Australia. Midwife standards for practice 2018.  
584 Available from: [https://www.nursingmidwiferyboard.gov.au/codes-guidelines-  
585 statements/professional-standards/midwife-standards-for-practice.aspx](https://www.nursingmidwiferyboard.gov.au/codes-guidelines-statements/professional-standards/midwife-standards-for-practice.aspx).
- 586 20. Walker R, Kandel P, Hill B, Hills S, Dunbar J, Skouteris H. Practice nurses and  
587 providing preconception care to women in Australia: A qualitative study. Aust J Prim  
588 Health. 2021;27(1):13-21. doi: 10.1071/PY20072.
- 589 21. Dorney E, Millard J, Hammarberg K, Griffin K, Gordon A, McGeechan K, et al.  
590 Australian primary health care nurses' knowledge, practice and attitudes relating to  
591 preconception care: Learnings for service implementation. Aust J Prim Health.  
592 2021;28(1):63-8. doi: 10.1071/PY21104.
- 593 22. van Heesch PN, de Weerd S, Kotey S, Steegers EA. Dutch community midwives'  
594 views on preconception care. Midwifery. 2006;22(2):120-4. Epub 2005/08/30. doi:  
595 10.1016/j.midw.2005.06.003. PubMed PMID: 16126311.

- 596 23. Bradfield Z, Officer K, Barnes C, Mignacca E, Butt J, Hauck Y. Sexual and  
597 reproductive health education: Midwives' confidence and practices. *Women Birth*.  
598 2021. doi: 10.1016/j.wombi.2021.09.005.
- 599 24. Hammarberg K, Stocker R. Evaluation of an online learning module to improve nurses'  
600 and midwives' capacity to promote preconception health in primary healthcare settings.  
601 *Aust J Prim Health*. 2021;27(6):462-6. doi: 10.1071/PY21026.
- 602 25. Community affairs references committee: Universal access to reproductive healthcare  
603 (2023). Available from:  
604 [https://parlinfo.aph.gov.au/parlInfo/download/committees/commsen/26757/toc\\_pdf/Community%20Affairs%20References%20Committee\\_2023\\_04\\_28.pdf;fileType=application%2Fpdf#search=%22committees/commsen/26757/0000%22](https://parlinfo.aph.gov.au/parlInfo/download/committees/commsen/26757/toc_pdf/Community%20Affairs%20References%20Committee_2023_04_28.pdf;fileType=application%2Fpdf#search=%22committees/commsen/26757/0000%22)  
605  
606
- 607 26. Leone C, Echeimberg JDO, Zangirolami-Raimundo J. Research methodology topics:  
608 Cross-sectional studies. *J Hum Growth Dev*. 2018;28(3):356-60. doi:  
609 10.7322/jhgd.152198.
- 610 27. Department of Health and Aged Care. Factsheet Selector Dashboard 2021. Available  
611 from: <https://hwd.health.gov.au/nrmw-dashboards/index.html>.
- 612 28. Nursing and Midwifery Board of Australia. Nursing and Midwifery Board of Australia:  
613 Registrant data 2023. Available from:  
614 [https://www.ahpra.gov.au/documents/default.aspx?record=WD23%2f32807&dbid=AP  
615 &chksum=ogNakM8wV%2fzR%2bmHgt4PMpQ%3d%3d](https://www.ahpra.gov.au/documents/default.aspx?record=WD23%2f32807&dbid=AP&chksum=ogNakM8wV%2fzR%2bmHgt4PMpQ%3d%3d).
- 616 29. UK Preconception Partnership. About us 2023. Available from:  
617 <https://www.ukpreconceptionpartnership.co.uk>.
- 618 30. Dorney E, Boyle JA, Walker R, Hammarberg K, Musgrave L, Schoenaker D, et al. A  
619 systematic review of clinical guidelines for preconception care. *Semin Reprod Med*.  
620 2022;40(3-04):157-69. Epub 2022/05/17. doi: 10.1055/s-0042-1748190. PubMed  
621 PMID: 35576970.

- 622 31. Boyle JA, Black K, Dorney E, Amor DJ, Brown L, Callander E, et al. Setting  
623 preconception care priorities in Australia using a delphi technique. *Semin Reprod Med.*  
624 2022;40(3-04):214-26. doi: 10.1055/s-0042-1749683.
- 625 32. Lassi ZSD, S. V.Mallick, D.Bhutta, Z. A. Preconception care: Delivery strategies and  
626 packages for care. *Reprod Health.* 2014;11(S7):1-7. doi: 10.1186/1742-4755-11-S3-  
627 S7.
- 628 33. Stephenson J, Vogel C, Hall J, Hutchinson J, Mann S, Duncan H, et al. Preconception  
629 health in England: a proposal for annual reporting with core metrics. *The Lancet*  
630 (British edition). 2019;393(10187):2262-71. doi: 10.1016/S0140-6736(19)30954-7.
- 631 34. Elo S, Kyngas H. The qualitative content analysis process. *J Adv Nurs.*  
632 2008;62(1):107-15. Epub 2008/03/21. doi: 10.1111/j.1365-2648.2007.04569.x.  
633 PubMed PMID: 18352969.
- 634 35. Kyngäs HM, Mikkonen K, Kääriäinen, M. The Application of Content Analysis in  
635 Nursing Science Research 2020. doi: 10.1007/978-3-030-30199-6
- 636 36. Summers LP, Ruth Ann. Preconception care: An opportunity to maximise health in  
637 pregnancy. *J Nurse Midwifery.* 1993;38(4):188-98. doi: 10.1016/0091-2182(93)90002-  
638 X.
- 639 37. Maas VYF, Poels M, Hölscher IM, van Vliet-Lachotzki EH, Franx A, Koster MPH. How  
640 to improve preconception care in a local setting? Views from Dutch multidisciplinary  
641 healthcare providers. *Midwifery.* 2022;107:1-8. doi: 10.1016/j.midw.2022.103274.
- 642 38. Poels M, Koster MPH, Franx A, van Stel HF. Healthcare providers' views on the  
643 delivery of preconception care in a local community setting in the Netherlands. *BMC*  
644 *Health Serv Res.* 2017;17(1):1-10. doi: 10.1186/s12913-017-2051-4
- 645 39. Abayneh H, Wakgari N, Ganfure G, Bulto GA. Knowledge, attitude, and practice of  
646 preconception care and associated factors among obstetric care providers working in  
647 public health facilities of West Shoa Zone, Ethiopia: A cross-sectional study. *PLoS*  
648 *One.* 2022;17(8):1-14. Epub 2022/08/02. doi: 10.1371/journal.pone.0272316. PubMed  
649 PMID: 35913932; PubMed Central PMCID: PMC9342760.

- 650 40. Australian Nursing and Midwifery Accreditation Council. Midwife accreditation  
651 standards 2021 2021. Available from:  
652 [https://www.anmac.org.au/sites/default/files/documents/06920\\_anmac\\_midwife\\_std\\_2](https://www.anmac.org.au/sites/default/files/documents/06920_anmac_midwife_std_2021_online_05_fa.pdf)  
653 [021\\_online\\_05\\_fa.pdf](https://www.anmac.org.au/sites/default/files/documents/06920_anmac_midwife_std_2021_online_05_fa.pdf).
- 654 41. Fleming TP, Watkins AJ, Velazquez MA, Mathers JC, Prentice AM, Stephenson J, et  
655 al. Origins of lifetime health around the time of conception: Causes and consequences.  
656 *The Lancet* 2018;391(10132):1842-52. doi: 10.1016/S0140-6736(18)30312-X.
- 657 42. Department of Health. National Men's Health Strategy 2020-2030 2019. Available  
658 from: [https://www.health.gov.au/sites/default/files/documents/2021/05/national-men-s-](https://www.health.gov.au/sites/default/files/documents/2021/05/national-men-s-health-strategy-2020-2030.pdf)  
659 [health-strategy-2020-2030.pdf](https://www.health.gov.au/sites/default/files/documents/2021/05/national-men-s-health-strategy-2020-2030.pdf).
- 660 43. Steel A, Carter T. Balancing our gaze on preconception health and care to include  
661 men. *Adv Integr Med*. 2021;8(2):79-80. doi: 10.1016/j.aimed.2021.04.001.
- 662 44. Berndt A, Murray CM, Kennedy K, Stanley MJ, Gilbert-Hunt S. Effectiveness of  
663 distance learning strategies for continuing professional development (CPD) for rural  
664 allied health practitioners: a systematic review. *BMC Med Educ*. 2017;17(1):117. Epub  
665 2017/07/14. doi: 10.1186/s12909-017-0949-5. PubMed PMID: 28701199; PubMed  
666 Central PMCID: PMC5506644.
- 667 45. International Confederation of Midwives. ICM e-learning modules 2023. Available from:  
668 <https://www.internationalmidwives.org/icm-e-learning-modules.html>.
- 669 46. Department of Health. National Women's Health Strategy 2020-2030 2018. Available  
670 from: [https://www.health.gov.au/sites/default/files/documents/2021/05/national-women-](https://www.health.gov.au/sites/default/files/documents/2021/05/national-women-s-health-strategy-2020-2030.pdf)  
671 [s-health-strategy-2020-2030.pdf](https://www.health.gov.au/sites/default/files/documents/2021/05/national-women-s-health-strategy-2020-2030.pdf).
- 672 47. McNeill J, Doran J, Lynn F, Anderson G, Alderdice F. Public health education for  
673 midwives and midwifery students: A mixed methods study. *BMC Pregnancy Childbirth*.  
674 2012;12(142):1-9.
- 675 48. McNeill J, Lynn F, Alderdice F. Public health interventions in midwifery: A systematic  
676 review of systematic reviews. *BMC Public Health*. 2012;12(1):1-23. doi: 10.1186/1471-  
677 2458-12-955.

- 678 49. Bloxsome D, Ireson D, Doleman G, Bayes S. Factors associated with midwives' job  
679 satisfaction and intention to stay in the profession: An integrative review. J Clin Nurs.  
680 2019;28(3-4):386-99. Epub 2018/08/22. doi: 10.1111/jocn.14651. PubMed PMID:  
681 30129076.
- 682 50. Australian College of Midwives. 2023-2024 Pre-budget submission: Maximing health  
683 outcomes for women, babies and families 2023. Available from:  
684 <https://midwives.org.au/common/Uploaded%20files/Pre%20Budget%20Submission.pdf>  
685 f.
- 686 51. Australian College of Midwives. Senate inquiry into universal access to reproductive  
687 healthcare 2022. Available from:  
688 [https://midwives.org.au/common/Uploaded%20files/ACM%20response%20to%20Sen  
689 ate%20inquiry%20into%20universal%20access%20to%20reproductive%20healthcare  
690 %20FINAL%20151222.pdf](https://midwives.org.au/common/Uploaded%20files/ACM%20response%20to%20Senate%20inquiry%20into%20universal%20access%20to%20reproductive%20healthcare%20FINAL%20151222.pdf).
- 691 52. Australian Government. Strengthening medicare taskforce report 2022. Available from:  
692 [https://www.health.gov.au/sites/default/files/2023-02/strengthening-medicare-  
693 taskforce-report\\_0.pdf](https://www.health.gov.au/sites/default/files/2023-02/strengthening-medicare-taskforce-report_0.pdf).
- 694 53. Centre for Health Service Development. Monitoring and evaluation services for  
695 woman-centred care: Strategic directions for Australian maternity services 2022.  
696 Available from: [https://www.health.gov.au/sites/default/files/2023-06/monitoring-and-  
697 evaluation-services-for-woman-centred-care-strategic-directions-for-australian-  
698 maternity-services.pdf](https://www.health.gov.au/sites/default/files/2023-06/monitoring-and-evaluation-services-for-woman-centred-care-strategic-directions-for-australian-maternity-services.pdf).

## 699 **Supporting information**

700 **S1 File. Survey.**

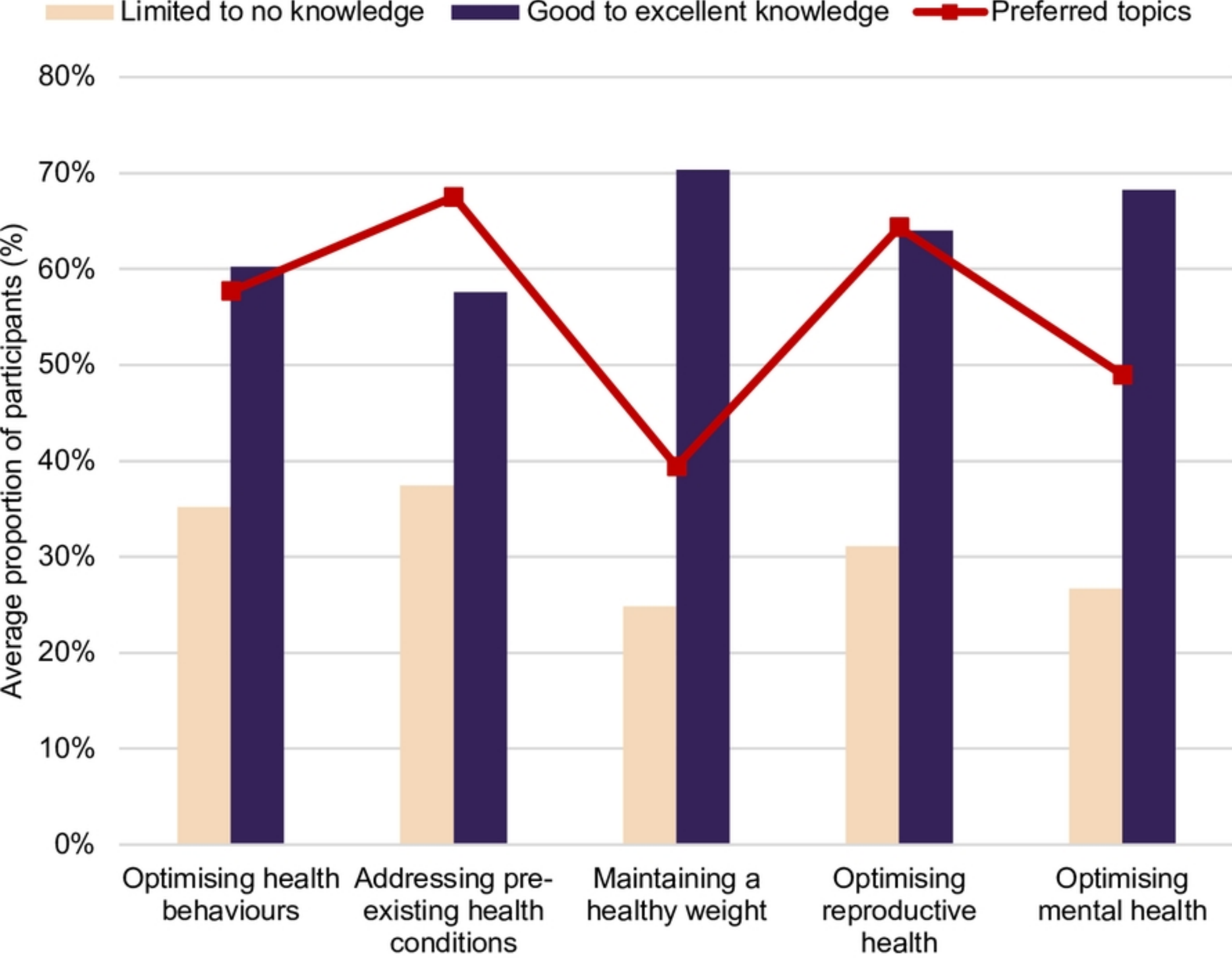


Figure 1

		No working knowledge n (%)	Limited working knowledge n (%)	Good working knowledge n (%)	Expert working knowledge n (%)
<b>Optimising health behaviours</b>	Preconception vitamin supplementation	10(3)	118(35)	170(50)	25(7)
	Preconception vaccination	16(5)	100(30)	176(52)	31(9)
	Preconception substance use advice	3(<1)	66(20)	203(60)	50(15)
	Reproductive impacts of hazardous environments	26(8)	153(45)	116(34)	28(8)
	Counselling on right to autonomy	9(3)	94(28)	166(49)	53(16)
<b>Addressing pre-existing health conditions</b>	Potential reproductive outcomes of diabetes	9(3)	87(26)	176(52)	49(15)
	Potential reproductive outcomes of HTN	9(3)	100(30)	171(51)	41(12)
	Haemoglobin disorders – at risk populations and screening recommendations	22(7)	153(45)	124(37)	23(7)
<b>Achieving a healthy weight</b>	Importance of healthy weight ranges	1(<1)	55(16)	208(62)	58(17)
	Signs of disordered eating/eating disorders	11(3)	138(41)	148(44)	25(7)
	Dietary recommendations	2(<1)	67(20)	209(62)	44(13)
	Physical activity recommendations	2(<1)	53(16)	220(65)	46(14)
	Role of sleep routine	6(2)	85(25)	190(56)	41(12)
<b>Optimising reproductive health</b>	Birth spacing recommendations	3(<1)	58(17)	183(54)	78(23)
	Symptoms, screening, and Rx of STIs	4(1)	76(22)	186(55)	56(17)
	Potential outcomes of untreated STIs	6(2)	98(29)	170(50)	47(14)
	Stopping contraception	10(3)	97(29)	170(50)	45(13)
	Management options for unplanned pregnancy	9(3)	98(29)	162(48)	53(16)
	Abortion screening etc	39(12)	133(39)	112(33)	36(11)
<b>Optimising mental health</b>	Investing in mental health during periods of life course transitions	3(<1)	53(16)	206(61)	59(18)
	Sleep hygiene practices or behaviours	5(1)	72(21)	191(57)	53(16)
	Workplace rights for reproductive aged women	9(3)	129(38)	152(45)	31(9)

Figure 2

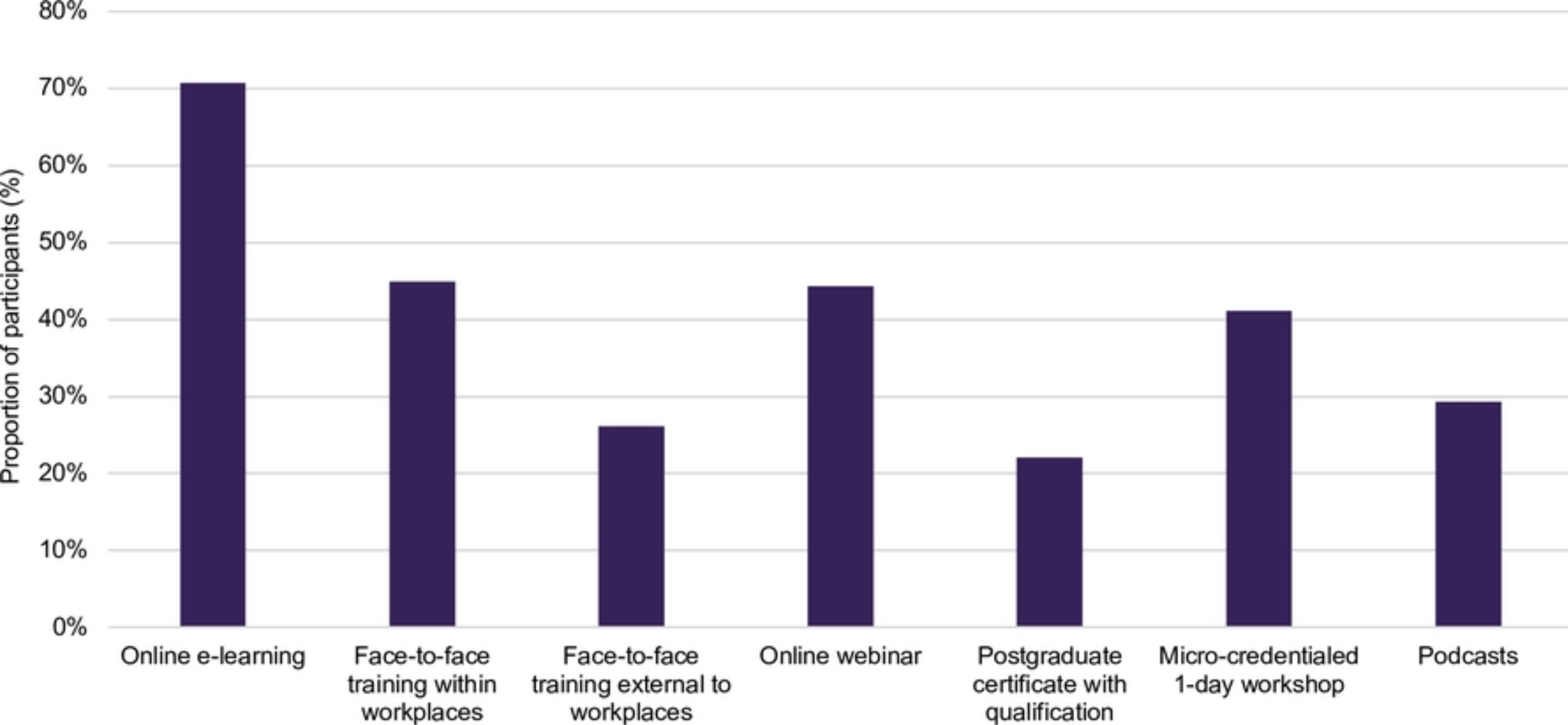


Figure 3



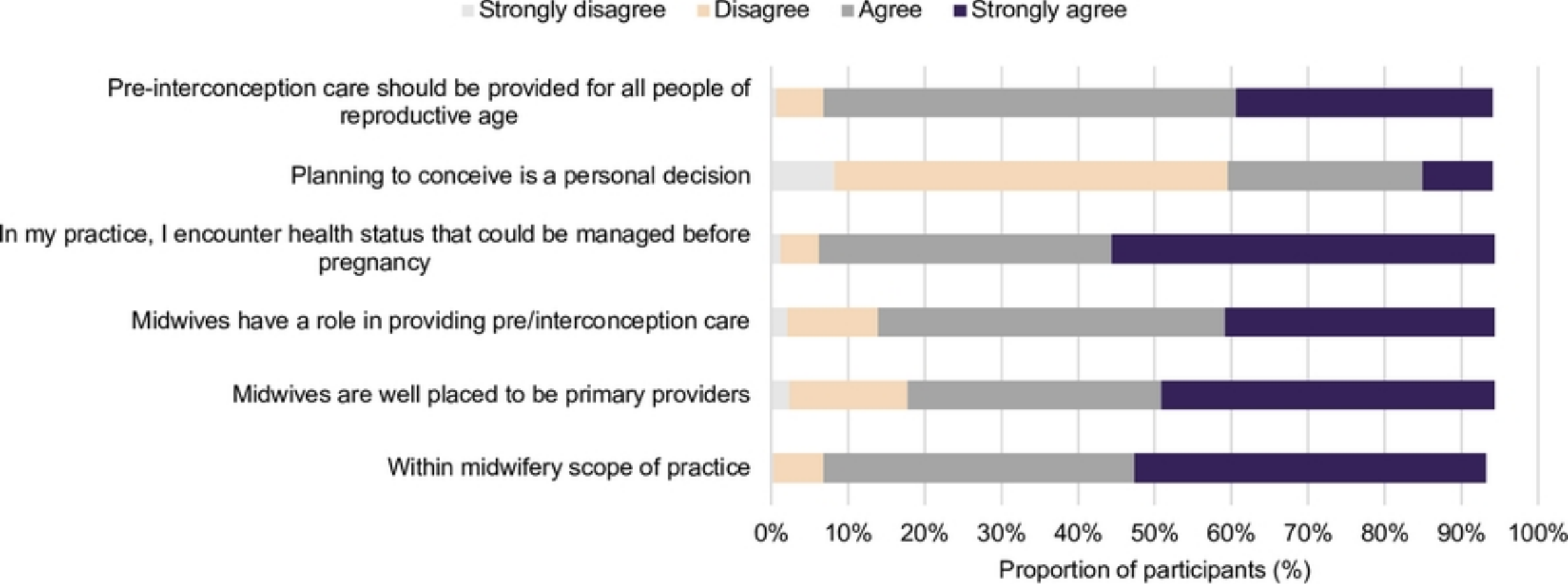


Figure 4

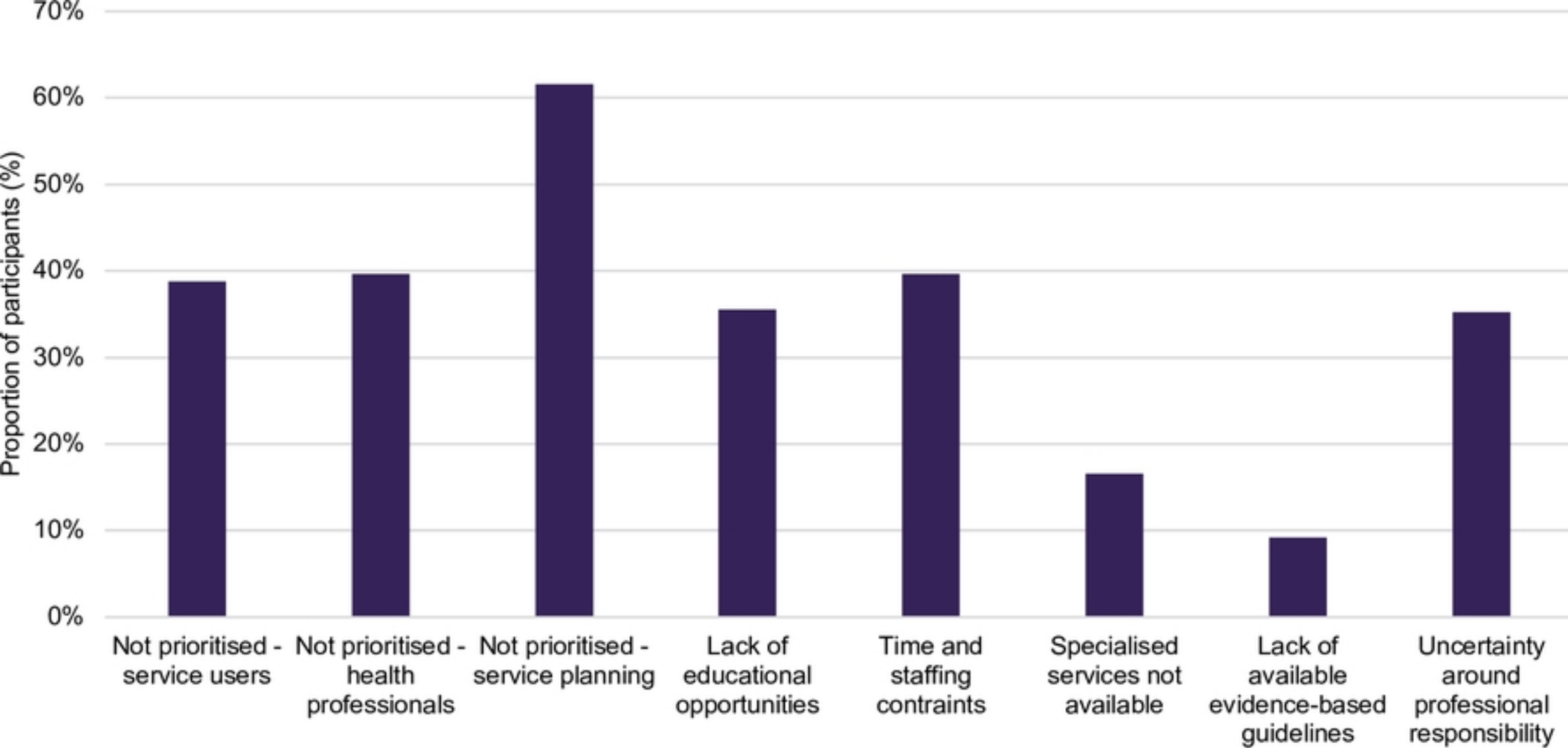


Figure 5

	Within midwifery scope of practice	Primary providers of PICC	Promotion of PICC health of men and partners	Encountering health status that could be managed pre-pregnancy	Planning to conceive is a personal decision	PICC should be provided to all people
Professional qualification Midwife Registered nurse	1 1.03 (0.46, 2.32)	1 0.71 (0.40, 1.26)	1 1.46 (0.79, 2.72)	1 <b>3.28 (1.24, 8.68)</b>	1 <b>0.55 (0.35, 0.87)</b>	1 1.35 (0.58, 3.15)
Professional qualification Endorsed midwife Endorsed midwife & RN	1 1.00 (0.13, 7.60)	1 1.38 (0.28, 6.80)	1 0.36 (0.06, 2.01)	1 1.56 (0.24, 10.05)	1 0.86 (0.30, 2.50)	1 1.56 (0.24, 10.05)
Years of experience <5 years 6-10 years 11-20 years >21 years	1 0.65 (0.23, 1.84) 0.93 (0.30, 2.91) 1.82 (0.51, 6.45)	1 1.15 (0.56, 2.38) 1.46 (0.67, 3.16) <b>3.30 (1.38, 7.90)</b>	1 0.76 (0.31, 1.83) 0.69 (0.28, 1.67) 0.89 (0.37, 2.15)	1 0.23 (0.05, 1.14) 0.30 (0.06, 1.60) 0.27 (0.05, 1.32)	1 0.67 (0.36, 1.25) 0.60 (0.31, 1.15) <b>0.44 (0.23, 0.83)</b>	1 1.23 (0.37, 4.03) 0.92 (0.29, 2.87) 1.40 (0.43, 4.60)
Highest qualification Diploma Bachelor's degree Graduate certificate Graduate diploma Masters or PhD	1 1.03 (0.21, 5.01) # 0.68 (0.14, 3.39) 8.47 (0.73, 98.94)	1 0.37 (0.08, 1.72) 0.88 (0.15, 5.33) 0.35 (0.07, 1.64) 1.13 (0.21, 5.92)	1 0.74 (0.16, 3.52) 0.68 (0.12, 3.91) 0.56 (0.12, 2.73) 0.67 (0.14, 3.33)	1 1.60 (0.31, 8.19) 1.22 (0.18, 8.00) 1.35 (0.25, 7.30) 4.24 (0.56, 32.25)	1 1.49 (0.52, 4.25) 1.40 (0.42, 4.62) 1.00 (0.34, 2.98) 0.85 (0.28, 2.54)	1 0.70 (0.23, 2.10) 2.39 (0.27, 21.30) 0.83 (0.24, 2.86) #
Region of practice Metropolitan Non-metropolitan	1 <b>0.43 (0.19, 0.98)</b>	1 0.80 (0.46, 1.41)	1 0.66 (0.35, 1.23)	1 <b>0.34 (0.13, 0.87)</b>	1 0.79 (0.49, 1.26)	1 0.48 (0.20, 1.15)
Model of care Standard public system Standard private system Continuity of care Education and research Other	1 1.15 (0.24, 5.40) 2.14 (0.81, 5.62) # 3.37 (0.43, 26.52)	1 1.17 (0.36, 3.76) 1.68 (0.87, 3.24) 2.70 (0.77, 9.49) 2.39 (0.68, 8.46)	1 4.58 (0.59, 35.73) 1.91 (0.92, 3.95) 3.43 (0.77, 15.28) 1.95 (0.55, 6.95)	1 # 0.98 (0.38, 2.53) # 1.00 (0.21, 4.80)	1 1.42 (0.54, 3.78) 1.49 (0.88, 2.51) 0.88 (0.37, 2.08) 0.87 (0.35, 2.15)	1 0.58 (0.15, 2.25) 2.12 (0.74, 6.09) # 2.73 (0.34, 21.75)

Figure 6

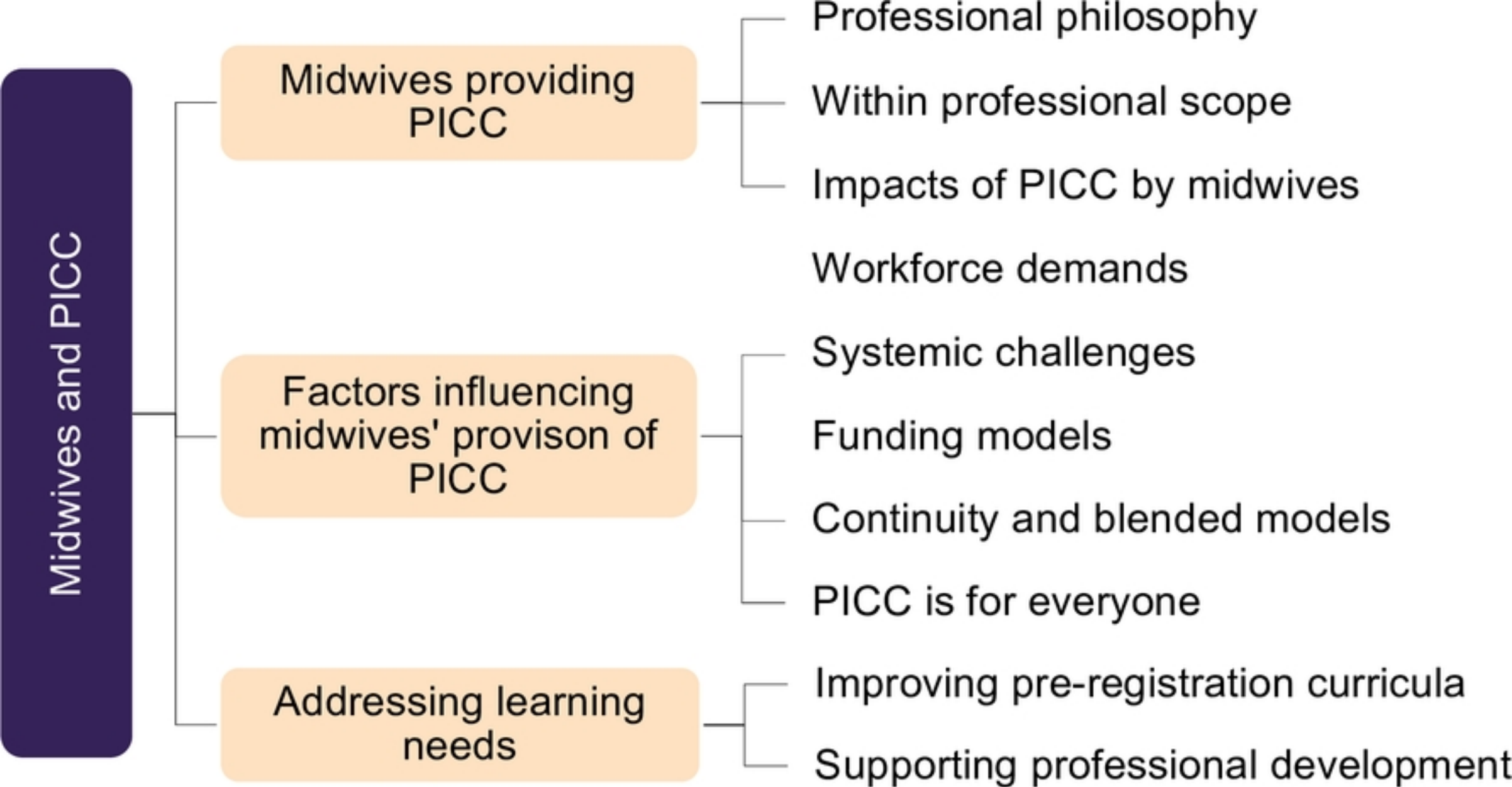


Figure 7